

**ANALYSIS
OF
BUDGETED EXPENDITURE
ON EDUCATION
2006-07 TO 2008-09**



सत्यमेव जयते

**GOVERNMENT OF INDIA
MINISTRY OF HUMAN RESOURCE DEVELOPMENT
(DEPARTMENT OF HIGHER EDUCATION)
PLANNING, MONITORING & STATISTICS BUREAU
NEW DELHI
2010**

ANALYSIS
OF
BUDGETED EXPENDITURE
ON EDUCATION
2006-07 TO 2009-09



GOVERNMENT OF INDIA
MINISTRY OF HUMAN RESOURCE DEVELOPMENT
(DEPARTMENT OF HIGHER EDUCATION)
PLANNING, MONITORING AND STATISTICS BUREAU
NEW DELHI
2010

PROJECT TEAM

MISS RUCHIKA GUPTA	DEPUTY DIRECTOR
SHRI MITRA SAIN	ASSISTANT DIRECTOR
SHRI V.S. NAGAR	SENIOR STATISTICAL OFFICER
PRITI TRIVEDI	SENIOR STATISTICAL OFFICER

C.M.I.S STAFF

SHRI OM PRAKASH	PROGRAMMER
SHRI E. KRISHNA KUMARAN	DATA PROCESSING ASSISTANT
MRS. NEERU BALA	DATA ENTRY OPERATOR

PREFACE

This Publication brought out annually, analyses the Budget provisions made by the States/UTs and the Central Ministries for the development of education in their Budgets as placed below before the Legislatures and Parliament. The present issue gives information in respect of actual expenditure for the year 2006-07 revised estimates of the expenditure for the year 2007-08 and the budget estimates for the year 2008-09. An analysis of the budget documents (Demands for Grants) for the year 2008-09 has also been presented in the document.

Total expenditure on education as incurred by the Centre, States and Union Territories have been taken into account. Effort is always made to take precaution against double counting of expenditure because the whole of actual expenditure, both central grant and State's share, under Centrally Sponsored Schemes (CSS) of Education Department is made by States/UTs and shown as such in their budget documents. The expenditure incurred on Centrally Sponsored Schemes of the department has been included in the Central Budget and has been excluded from the State's Budget.

Special features of graphic representation of data and its analysis has been added. Bar charts and pie charts have been used as tools to portray the salient and unique features of the analysis. In this publication a statement indicating the Public Expenditure on Education as percentage of GDP from 1999-00 to 2008-09 is also added. We are sure that this will help in putting more emphasis and focus on the salient observations thrown up by the analysis. This will also make the publication more lively and useful.

(Vijay P. Goel)
Deputy Director General

CONTENTS

A.	I. Introduction	1
	II. Analysis of Budgeted Expenditure	4
	III. Expenditure on Education as percentage of Gross Domestic Product (GDP)/Gross State Domestic Product (GSDP)	11
	IV. Budgeted Expenditure on Education (Capital Accounts)	13
	V. Budgeted Expenditure on Education(Revenueand Capital Account)	14
	VI. Appendix:-Method of Estimation of Sector-wise Expenditure on Education	16
B.	Analytical Tables No.1 to 9	
Table 1	Budgeted Expenditure on Education by Education Department and other Departments.	
Table 2	Budgeted Expenditure (Plan and Non-Plan by Education & Other (Revenue Account)	
Table 3	Budgeted Expenditure on Education and Training (Revenue Account)	
Table 4	Budgeted Expenditure by Education Department of Central Government (Revenue Account)	
Table 5	Statement indicating the Public Expenditure on Education as Percentage of GDP	
Table 6	Statement indicating the sector-wise Public Expenditure on Education as Percentage of GDP for States/Uts and Centre	
Table 7	Relationship between Budgeted Expenditure on Education and Gross Domestic Product of States/UTs.	
Table 8	Percentage of Capital Expenditure on Education to Total. Budget (Capital Account) State Wise	
Table 9	Total budget (State and Centre) Revenue, Capitals and Loans Advances	

C. Statistical Statements No. 1 to 33

Statement No.1	Budgeted Provision for Education & Training at the Centre (Revenue Account)	1
Statement No.2	Budgeted Expenditure on Education, Training by Education and other departments (Revenue Account)	5
Statement No.3	Plan and Non-Plan Budget Provision for Education by all departments (Revenue Account)	8
Statement No.3A	Percentage share of total Plan and Non-Plan Budgeted Expenditure of Education Department in the total State Plan and Non-Plan Budgeted Expenditure (Revenue Account)	10A
Statement No.3B	Percentage share of Total Plan and Non-Plan Budgeted Expenditure of Education and other departments in the total State Plan & Non-Plan Budgeted Expenditure (Revenue Account)	10B
Statement No.4	Total State Budget and Budgeted Expenditure on Education and Training (Revenue Account)	11
Statement No.5	Plan and Non-Plan Budgeted Expenditure on Education by Education Departments (Revenue Account)	12
Statement No.6	Total Plan Budgeted Expenditure on education and Training by all departments (Revenue Account)	15
Statement No.7	Plan and Non-Plan Budgeted Expenditure on Elementary Education (Revenue Account)	16

(iii)

Statement No.8	Plan and Non-Plan Budgeted Expenditure on Elementary Education by Sub heads (Revenue Account)	17
Statement No.9	Plan and Non-Plan Budgeted Expenditure on Secondary Education (Revenue Account)	26
Statement No.10	Plan and Non-Plan Budgeted Expenditure by sub heads on Secondary Education	27
Statement No.11	Plan and Non-Plan Budgeted Expenditure on Adult Education (Revenue Account).	36
Statement No.12	Plan and Non-Plan Budgeted Expenditure on Adult Education by sub-heads (Revenue Account)	37
Statement No.13	Plan and Non-Plan Budgeted Expenditure on University and other Higher Education (Revenue Account)	42
Statement No.14	Plan and Non-Plan Budgeted Expenditure on University and other Higher Education by Sub-Heads (Revenue Account)	43
Statement No.15	Plan and Non-Plan Budgeted Expenditure on Technical Education (Revenue Account)	49
Statement No.16	Plan and Non-Plan Budgeted Expenditure on Technical Education by Sub-Heads (Revenue Account)	50
Statement No.17	Plan and Non-Plan Budgeted Expenditure on Physical Education (Revenue Account)	59
Statement No.18	Plan and Non-Plan Budgeted Expenditure on Physical Education by Sub-Heads (Revenue Account)	60

Statement No.19	Plan and Non-Plan Budgeted Expenditure on other General Education Programme (Revenue Account)	61
Statement No.20	Plan and Non-Plan Budgeted Expenditure on other General Education Programme by Sub-Heads (Revenue Account)	62
Statement No.21	Plan and Non-Plan Budgeted Expenditure on Language Development (Revenue Accounts)	67
Statement No.22	Plan and Non-Plan Budgeted Expenditure on Language Development by Sub-Heads (Revenue Accounts) for	70
Statement No.23	Budgeted Expenditure on Education of the Education Departments according to heads of charges (Revenue Account) for 2006-07(Actuals).	73
Statement No.23A	Capital Account for 2006-07 (Actuals) (Statewise).	74
Statement No.23B	Loans & Advances 2006-07 (Actuals) (Statewise).	75
Statement No.24	Budgeted Expenditure on Education of the Education Departments according to Heads of charges (Revenue Account) for 2007-08 (Revised Estimates).	76
Statement No.24A	Capital Account 2007-08(Revised Estimates) (Statewise).	77
Statement No.24B	Loans & Advances 2007-08 (Revised Estimates) (Statewise).	78
Statement No.25	Budgeted Expenditure on Education of the Education Department according to Heads of charges (Revenue Account) for 2008-09 (Budget Estimates).	79
Statement No.25A	Capital Account 2008-09 (Budget Estimates) (Statewise).	80

(v)

Statement No.25B	Loans & Advances 2008-09 (Budget Estimates) (Statewise).	81
Statement No.26	Sectorwise Plan and Non-Plan Actual Expenditure of Education of States/UTs and Centre (Revenue Account) for 2006-07.	82
Statement No.27	Sectorwise Plan and Non-Plan Revised Estimates for Education Departments of States/UTs and Centre (Revenue Account) for 2007-08.	83
Statement No.28	Sectorwise Plan and Non-Plan Budget Estimates for Education in States/UTs and Centre (Revenue Account) for 2008-9.	84
Statement No.29	Budgeted Expenditure on Education of Education Department (Capital Account) for 2006-07 (Actuals).	85
Statement No.30	Budgeted Expenditure on Education of Education Department (Capital Account) for 2007-08 (Revised Estimates).	86
Statement No.31	Budgeted Expenditure on Education of Education Department (Capital Account) for 2008-09 (Budget Estimates).	87
Statement No.32	Budget Provision for Centre and State/UTs Education Departments under Revenue Account, Capital Accounts and Loans and Advances for 2008-09.	88
Statement No.33	Total Budget (Plan and Non-Plan) Centre & States/UTs for the year 1006-07 to 2008-09	90

INTRODUCTION

This publication gives the details of the Plan and Non Plan expenditure budgeted by the education departments of the States/UTs and the Centre for various sub-sectors of Education. Departments other than the Department of Education also incur some expenditure on education and an effort has been made to include the budget estimates of their expenditure on education in order to get the total picture of public expenditure on education in the country. The expenditure of other departments also includes the expenditure on training (formal and non-formal).

The total amount of budget provisions on the revenue account made for education for the year 2008-09 by education departments for the States/UTs and the Centre works out to Rs. 154409.85 crore (Rs. 115700.48 crore in State Sector and Rs. 38709.37 crore in the Central sector) which is 18.27% more than the revised estimates of Rs.130557.79 crore for 2007-08. This amount constitutes 11.29% of the total budget provisions made on the revenue account in the States and at the Centre.

Apart from the revenue account, the Education Departments also make some provisions for capital works. The total budget estimates on the capital accounts (including loans) accounted for only Rs.2816.29 crore (Rs.2816.29 crore in the State Sector and Rs.0.00 crore in the Central Sector). Taking into account both the revenue as well as the capital account, the total budget estimates for education for 2008-09 of the State Education Departments and the Education Departments of the Centre works out to Rs.157235.94 crore, which is 9.63% of the total budget estimates.

The total budget provisions for 2008-09 made by the departments other than Education works out to Rs. 32088.73crore. Accordingly including the expenditure on Education by all the Departments, the total budget provisions for education is given in the following table.

Expenditure on Education (2008-09 BE Revenue Account)
Rs in crore

	Centre	States/UT	Total
Expenditure (Rs. in crore)	46404.06	140094.52	186498.58
Share with respect to total (%)	24.88	75.12	100

It is observed from the table that the States are contributing about 75.12% of the total revenue expenditure on education in the country while centre contributes about 24.88% to the education sector as a whole. The total revenue account of Rs.186498.58 crore constitutes 13.63% of the total budget of the Centre and the States for 2008-09 (19.73% for the State sector and 7.05% for the Central Sector).

The budget provisions (Revenue Account) for the Education department of the Central and the State Governments are indicated in the table which follows:-

Budgeted Expenditure (Plan & Non Plan) (Revenue Account) By Education Departments (Rs. in crore)

Year →	2006-07(Actual)		2007-08(RE)		2008-09(BE)	
	Centre	State	Centre	State	Centre	State
Plan	20380.48	10334.43	25452.35	12716.15	34400.00	16856.32
Non Plan	3492.99	76132.46	4136.36	88252.93	4309.37	98844.16
Total	23873.47	86466.89	29588.71	100969.08	38709.37	115700.48
Share of Plan Exp. to total exp. On education (%)	85.37	11.95	86.02	12.59	88.87	14.57

About 88.87% of the Central expenditure on education is under plan whereas in the case of States/UTs it is only 14.57 % in the year 2008-09

The following table indicates the Sector-wise Expenditure on Education by Education Department incurred by both Centre and States.

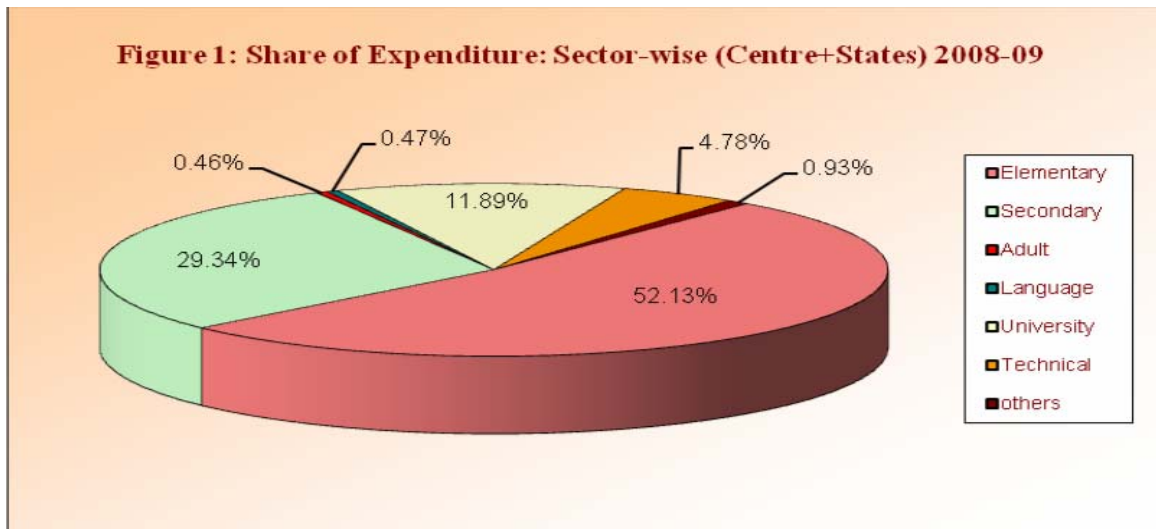
**Sector-wise Expenditure (Plan & Non Plan) on Education by Education
Department (Revenue Account) with percentage-
Centre and States/UTs 2008-09 (BE)**

(Rs.in crore)

	Plan Expenditure	Plan %age share	Non-Plan Expenditure	Non- Plan %age Share	Total Expenditure	Total %age Share
1.	2.	3.	4.	5.	6.	7.
Elementary Education	31852.42	62.14	48642.07	47.15	80494.49	52.13
Secondary Education	8039.84	15.69	37259.18	36.12	45299.02	29.34
Adult Education	560.29	1.09	150.60	0.15	710.89	0.46
Language Development	260.87	0.51	459.58	0.45	720.45	0.47
University & Hr. Education	5612.11	10.95	12743.76	12.35	18355.87	11.89
Technical Education	4384.32	8.55	2992.78	2.90	7377.10	4.78
General Education	513.02	1.00	833.08	0.81	1346.10	0.87
Physical Education	33.45	0.07	72.48	0.07	105.93	0.06
Total Education	51256.32	100.00	103153.53	100.00	154409.85	100.00

Elementary Education accounted for 52.13% of the total expenditure on education in 2008-09, followed by Secondary Education, which was 29.34%. The share of University & Higher Education and Technical Education was 11.89% and 4.78% respectively.

Sector wise expenditure on education for 2008-09 has been depicted in the pie-chart (Figure-1).



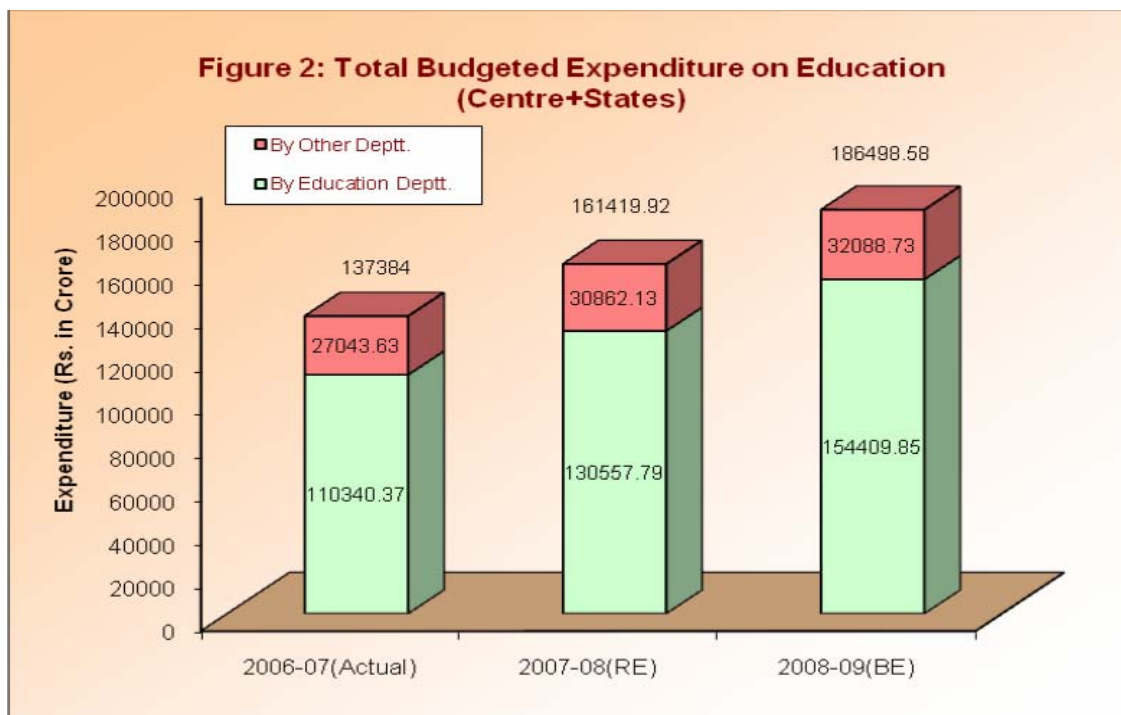
II. ANALYSIS OF BUDGETED EXPENDITURE

Table (1) summarizes the budget provisions for education by the Education Departments and other Departments under all the three accounts viz. (i) Revenue Account, (ii) Capital Account and (iii) Loans and Advances. Besides, provisions for Centre and States/Union Territories have also been indicated separately.

Budget provisions for education and training in 2008-09 have gone up to Rs.189324.67 crore (Rs.186498.58 crore under the Revenue Account, Rs. 2816.29 crore under the capital Account and Rs. 9.80 crore under Loans and Advances), forming 11.60% of the total budget provisions. Percentage provisions for education and training for the respective accounts are 13.63% under the Revenue Account, 1.16% under the Capital Account and under Loans and Advances is 0.05 %.

The Budget Estimates 2008-09 for education by the Education Departments of the Centre and the States under all the three accounts rose to Rs. 157235.94 crore (Rs. 38709.37 crore for the Centre and Rs. 118526.57 crore for the States). This amount consists of Rs. 154409.85 crore under the Revenue Account, Rs.2816.29 crore under the Capital Account and Rs. 9.80 crore under Loans & Advances. The corresponding percentage of these accounts to the respective total budget provisions works out to 11.29%, 1.16% and 0.05%.

Figure-2 - a bar diagram indicates the extent and progress of Budgeted expenditure on education by education and other departments (Revenue Account)during 2006-07 (Actual) to 2008-09(BE).



The Revised Estimates of 2007-08 for expenditure on education by the Centre and States/Union Territories amounted to Rs.164418.15 crore (Rs.161419.92 crore under Revenue Account, Rs.2229.50 crore under Capital Account and Rs. 768.73 crore under Loans & Advances), comprising Rs.38844.60 crore by the Centre and Rs.125573.55 crore by the States/ UTs. The total Revised Estimates for education formed 11.06% of the total Revised Estimates of expenditure. The corresponding percentages for Revenue, Capital Account and Loans & Advances are 13.33%, 0.88% and 3.53% respectively.

The Revised Estimates of 2007-08 provided by the Education Departments of the Centre and States rose to Rs.133556.02 crore (Rs.30338.72 crore for the Centre and Rs.103217.30 crore for the States) constituting 8.99% of the total Revised Estimates on all the three accounts. This amount comprised Rs.130557.79 crore under the Revenue Account, Rs.2229.50 crore under the Capital Account and Rs.768.73 crore under Loans and Advances. The corresponding percentages of these accounts to the respective total Revised Estimates are 10.78%, 0.88% and 3.53%.

The total Actual Expenditure on education by the Centre and the States/Union Territories for the year 2006-07 amounted to Rs.138727.03 crore

(Rs.137384.01 crore under Revenue Account, Rs.1329.94 crore under Capital Account and Rs.13.09 crore under Loans & Advances), comprising Rs.34236.52 crore by the Centre and Rs. 104490.51 crore by States/ UTs. The total expenditure on education constituted 11.36% of the total actual expenditure during 2006-07. The corresponding percentages for Revenue, Capital Account and Loans & Advances are 13.29%, 0.79% and 0.07% respectively

The total expenditure on education during the year 2006-07 (Actual) incurred by the Education Departments of the Centre and the States under all the three accounts; (Revenue Account, Capital Account, & Loans and Advances) amounted to Rs. 111683.40 crore (Rs.23873.47 crore for Centre and Rs.87809.93 crore for States) forming 9.15% of the total expenditure of Centre and States on all the three accounts. Out of this amount, Rs. 110340.37 crore is under the Revenue Account, Rs. 1329.94 crore under the Capital Account (outside Revenue Account) and Rs.13.09 crore under Loans and Advances. The corresponding percentages of expenditure on education under these accounts with reference to the respective total expenditure are 10.67%, 0.79% and 0.07%.

Figure-3 shows the share of expenditure on education by education department with respect the total budget on all the three accounts (Revenue Account, Capital Account, & Loans and Advances) separately for Centre and State. The figure also depicts the total share of expenditure on education by education department by both centre and state together.

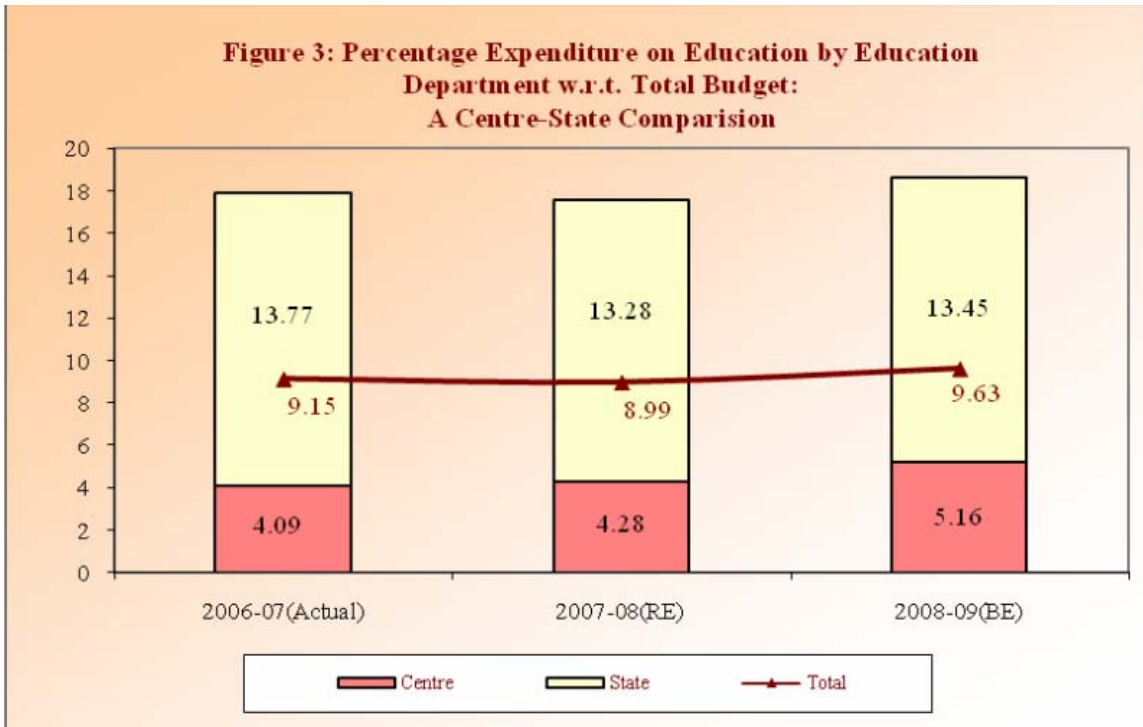
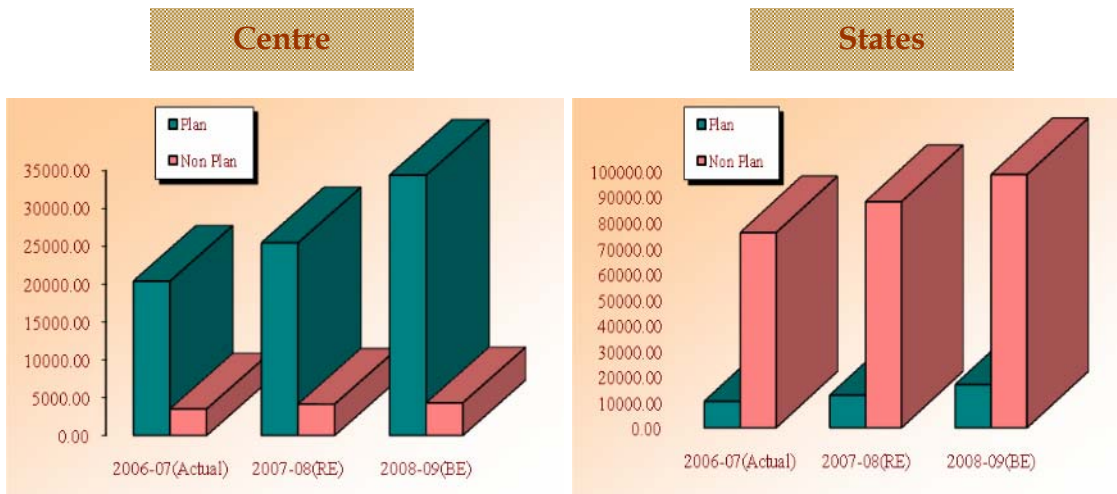


Table (2) summarizes the total budget provisions (Revenue Account) for expenditure on education in respect of Education Departments as well as other departments with the break-up of Plan and Non-Plan provisions for the year 2006-07 (Actuals), 2007-08 (Revised Estimates) and 2008-09 (Budget Estimates). Figure-4 - a bar chart, depicts the Plan and non-Plan Expenditure of Centre and State incurred by Education Department. It brings out contrast in emphasis on Plan and Non-Plan expenditure by Centre and States.

Figure-4: Plan and Non Plan Expenditure on Education: Centre -State Comparison



The Actual Expenditure on education by the Centre under the Revenue Account was Rs.34236.52 crore (Rs.27752.85 crore for Plan and Rs. 6483.67 crore for Non-Plan) which constituted 6.65% of the total central expenditure (Revenue Account).

The Actual Expenditure on education by the States/Union Territories was Rs.103147.48 crore (Rs. 17007.12 crore for Plan and Rs. 86140.36 crore for Non-Plan) and formed 19.86% of the total expenditure (Revenue Account) for all States/Union Territories.

In 2006-07, the actual expenditure (Revenue Account) of Education Departments of the Centre and the States/Union Territories amounted to Rs.110340.37 crore, comprising Rs.30714.92 crore for Plan and Rs.79625.45 crore for Non-Plan, forming 10.67 % of the total expenditure on all sectors. The Central expenditure for the education departments was Rs.23873.47 crore (Rs.20380.48 crore Plan and Rs. 3492.99 crore for Non-Plan) whereas expenditure of the States/Union Territories was Rs.86466.90 crore (Rs. 10334.44 crore for Plan and Rs. 76132.46 crore for Non-Plan).

In 2007-08 the Revised Estimates for education by the Centre under the

Revenue Account amounted to Rs.38094.59 crore (Rs.31097.43 crore for Plan and Rs.6997.16 crore for Non-Plan). The Revised Estimates for education by the Centre constituted 6.47% (17.70% for plan and 1.69% for Non-Plan) of the total Revised Estimates of the Centre.

The Revised Estimates for education by the States/Union Territories was Rs. 123325.33 crore (Rs.21757.40 crore for Plan and Rs. 101567.93 crore for Non-Plan) forming 19.80% of the total Revised Estimates (Revenue Account) for all States/Union Territories.

The Revised Estimates of 2007-08 of the Education Departments of Centre and States/UTs rose to Rs. 130557.79 crore (Rs 38168.50 crore for Plan and Rs.92389.29 crore for Non-Plan) constituting 10.78% of the total Revised Estimates of expenditure on all sectors. The Revised Estimates for the Central Education Departments were Rs. 29588.71 crore (Rs.25452.35 crore for plan and Rs.4136.36 crore for Non-Plan) whereas the Revised Estimates for the States/Union Territories were Rs. 100969.08 crore (Rs. 12716.15 crore for Plan and Rs.88252.93 crore for Non-Plan). The percentage of Central Plan for the Education Departments (Revised Estimates) to the total Central Plan budget (Revised Estimates) was 14.49% while it was 1.00% in case of Non-Plan expenditure on education.

The budget estimates for 2008-09 (Revenue Account) for expenditure on education of the Centre and States/Union Territories amounted to Rs.186498.58 crore comprising Rs.154409.85 crore by the education departments and Rs. 32088.73 crore by the other departments. The total budget for education constitutes 13.63 % of the total respective budget under the Revenue Account.

The Central budget provision (Revenue Account) for education is Rs.46404.06 crore, comprising Rs.39254.86 crore for plan and Rs.7149.20 crore for Non-Plan. This amount constituted 7.05% (18.71% for Plan and 1.59% for Non-Plan) of the total central budget (Revenue Account) for the year 2008-09.

The total budget provision (Revenue Account) of all States/Union territories for education and training is Rs.140094.52 crore (Rs.27190.69 crore for plan and Rs.112903.83 crore for Non-Plan) constituting 19.73% of the total budget (Revenue Account) for all States and Union Territories.

The total budget provision (Revenue Account) of Education Departments of the Centre and the States/Union Territories for the year 2008-09 amounted to Rs.154409.85 crore, comprising Rs.51256.32 crore for Plan and Rs.103153.53 crore for Non-Plan forming 11.29% to the total budget of all sectors. The Central

budget for the Education Departments was Rs.38709.37 crore (Rs.34400.00 crore for Plan and Rs.4309.37 crore for Non-Plan) whereas the budget provision for the States/Union Territories was Rs.115700.48 crore (Rs.16856.32 crore for Plan and Rs.98844.16 crore for Non-Plan). The percentage provision of Centre plan expenditure to the total plan budget was 16.40%, while it was 0.96% for Non-Plan.

Figure-5 indicates Plan and Non-Plan expenditure on education by the Education and other Departments of the Centre and the States/Union Territories vis-à-vis their respective total budget expenditure on all sectors.

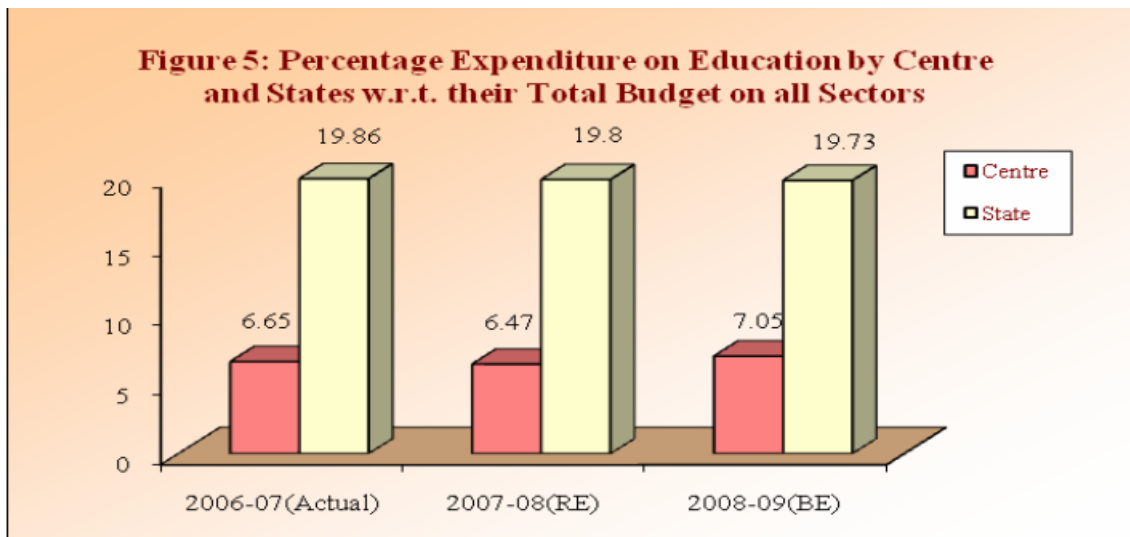


Table (3) depicts the budget provisions (Revenue Account) for education vis-à-vis training (Formal & Informal) at the Centre and in the States/Union Territories for the year 2008-09. The Figure-6(i) and Figure-6(ii) – pie-charts, corresponding to this table show that meager 2.39% of the total Centre Budget for Education spent on Training. The respective figure for States is 2.97%.

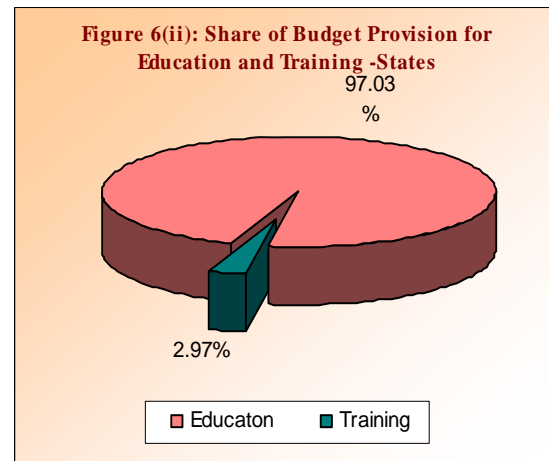
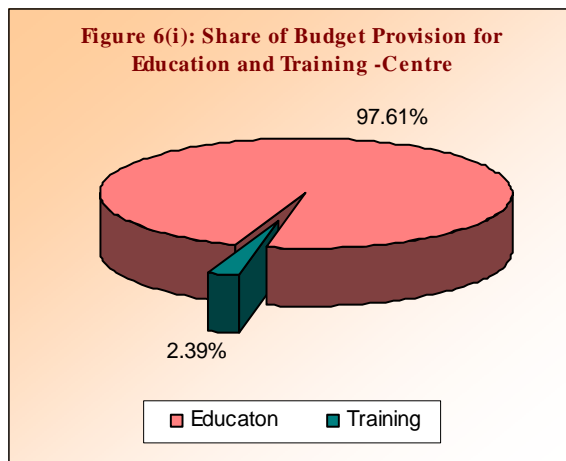
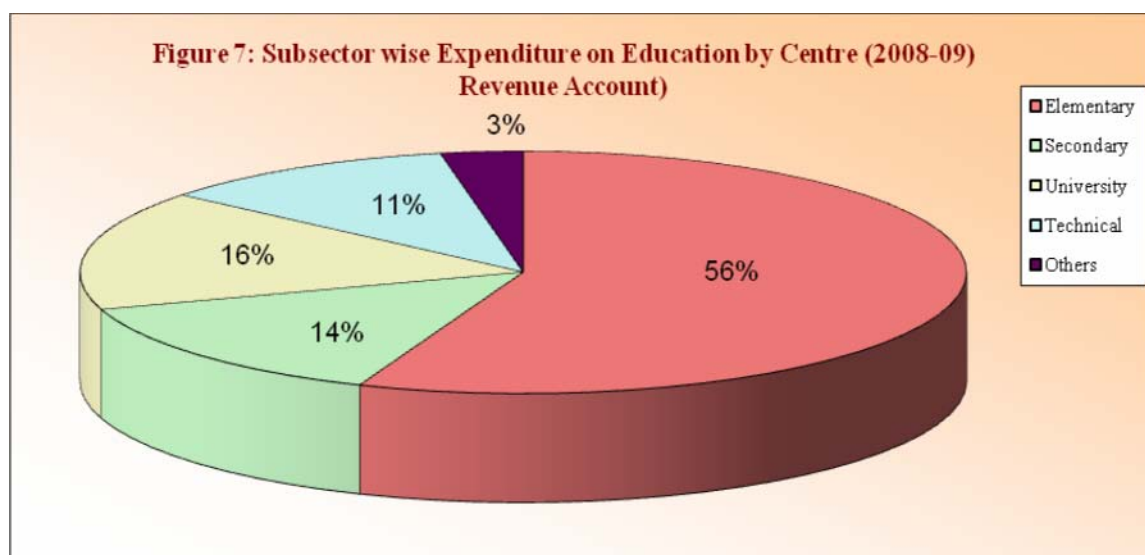


Table (4) gives the sector-wise break-up of the budgeted expenditure on education in the Central Sector of the Ministry of Human Resource Development, Departments of Education for the years 2006-07 (Actuals), 2007-08 (Revised Estimates) and 2008-09 (Budget Estimates). Besides, break-up of Plan and Non-Plan expenditure is also given.

Table (4) indicates that in 2008-09 a major share of Rs. 21798.20 crores or 56.31% of the total budget of the Department of Education is provided for Elementary Education. The second priority is given to University & Higher Education which is Rs. 6217.02 crores or 16.06%, of which the lion's share of Rs.5449.35 crore is to be operated through the University Grants Commission. The third priority is given to Secondary Education which is Rs.5595.10 crore or 14.45%; Rs.4279.74 crore or 11.06% for Technical Education and Rs.453.40 crore forming 1.17% for Adult Education and Rs.252.05 crores or 0.65% for Language Development Programmes and Rs.113.86 crores or 0.30% for general purposes including research, scholarships, international co-operation. Figure-7 – a pie-chart also depicts relative emphasis on various sub-sectors in the Central Budget (Revenue Account).

Out of the total central budget (Revenue Account), Rs. 8717.53¹ crore (Rs. 8715.28 crore for Plan and Rs. 2.25 crore for Non-Plan) has been provided for Grants-in-aid to States and Union Territories, which is about 22.52 % of the total budget of Rs. 38709.37 crore (Rs. 34400.00 crore for Plan and Rs. 4309.37 crore for Non-Plan) of the Education Department for the year 2008-09.



¹ Figures has been taken from Demand for Grants for Ministry of Human Resource Development for the year 2008-09

Statement (1) of the Appendices gives Ministry/Department wise details of the central budget provision for education including training (formal & informal). This provision, which was Rs.46404.06 crore in 2008-09 constituted 7.05% of the total central budget. The corresponding percentage of budget provision in 2006-07 and 2007-08 as 6.65 and 6.47 respectively.

The Departments/Ministries, other than Education Department also contribute towards education. Details may be seen in Statement 1.

III. EXPENDITURE ON EDUCATION AS PERCENTAGE OF GROSS DOMESTIC PRODUCT (GDP)/ GROSS STATE DOMESTIC PRODUCT (GSDP)

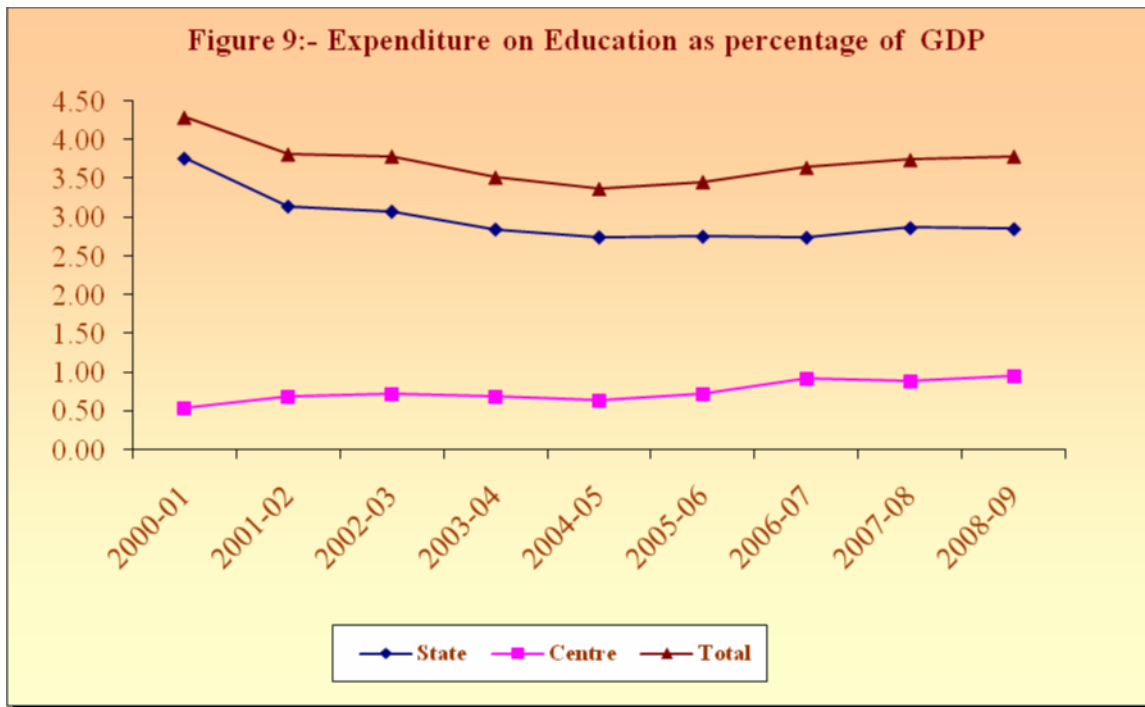


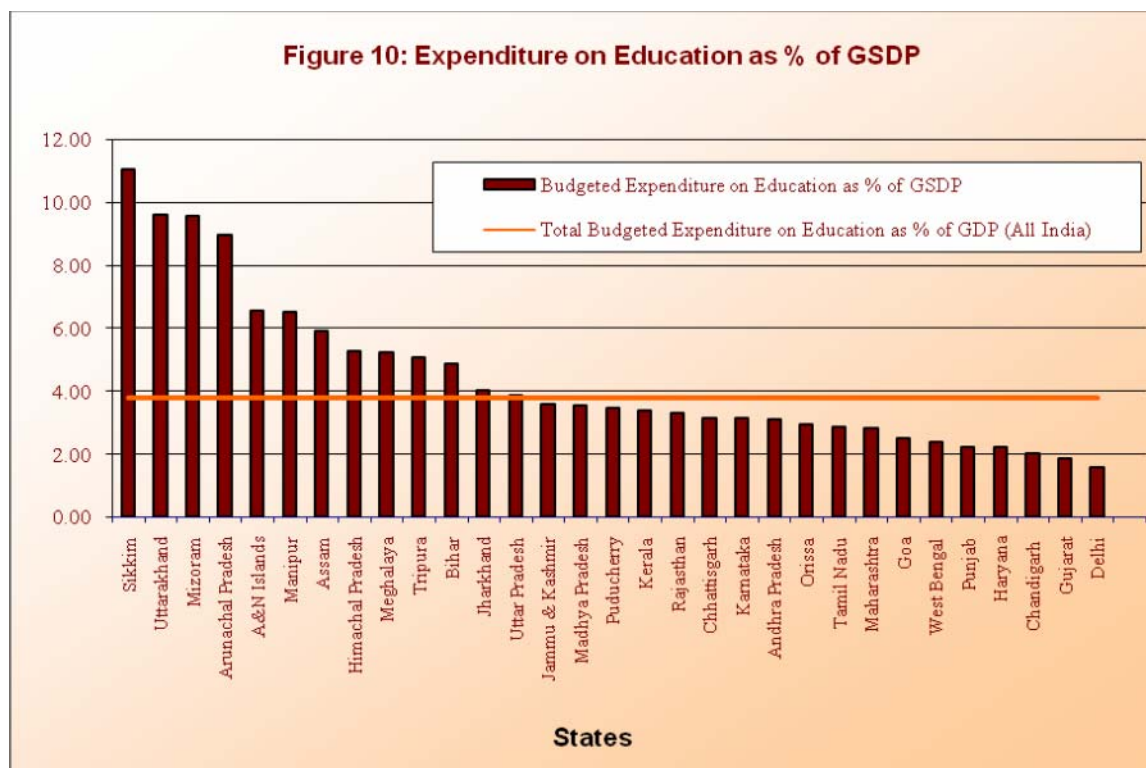
Figure-9 based on Table 5 indicates the year-wise expenditure on education as percentage of National GDP for States, Centre and Total. It may be seen here that total expenditure on education as percentage of GDP was highest (4.28%) in 2000-01 but this level could not be sustained in the following year and comes down to 3.36% in the year 2004-05. After that it again started increasing but at a very slow rate.

If we look at the percentage for Centre and States separately, we found that centre's share showing an increasing trend over the years and gone up from 0.53% in 2000-01 to 0.94% in 2008-09, while state's share has declined from 3.76% in the year 2000-01 to 2.84% in 2008-09.

The total expenditure on the Revenue Account at the all India level during 2008-09 formed 27.73% of the total Gross Domestic Product (GDP) and only 3.13% of the GDP was provided in the budgets of the education departments. When the provision for education for all departments including education departments is taken into account this percentage works out to be 3.78%.

Table - 6 shows the absolute estimated public expenditure and estimated public expenditure on Education as percentage of Gross Domestic Product (GDP) sector wise as well as with the break up of States/UTs. and Center for the year 2006-07(Actual), 2007-08(Revised Estimates) and 2008-09(Budget Estimates). The expenditure on elementary education is about 1.7% of GDP which is maximum among all other sub sectors of education followed by secondary education which is hovering around 0.9% of GDP. Contribution made by adult education (0.01) as percentage of GDP is lowest among all the sub sectors followed by university & Higher Education and Technical education for which it is around 0.57% and 0.55% respectively.

The percentage of total budgeted expenditure of States/UTs to their Gross State Domestic Product is worked out in Table-7.



Note: For states the reference year is 2007-08 and for All India Figure the reference year is 2008-09-see Table-7.

Figure-10 indicates the State-wise relationship between budgeted expenditure on education for all departments on Revenue Account in terms of the Gross State Domestic Product for the available years of various States and Union Territories for the purpose of comparative study. It is observed from the graph that the percentage of expenditure on education is below the National GDP in respect of the major states such as Delhi, Haryana, Gujarat, Punjab, West Bengal, Goa, Maharashtra, Andhra Pradesh, Orissa, Jammu & Kashmir, Chhattisgarh, Tamil Nadu, Jharkhand, Rajasthan, Puducherry and Chandigarh.

IV. BUDGETED EXPENDITURE ON EDUCATION (CAPITAL ACCOUNT)

This head accommodates the capital expenditure outside the Revenue Account and loans and advances for all States/UTs and at the centre. Capital expenditure and loans for education are quite meager in comparison with the expenditure under Revenue Account.

Statement (29) in the Appendices indicates the State-wise capital expenditure outside the Revenue Account and loans for education made by the Education Departments of all States/UTs for the year 2006-07 (Actual) which amounted to Rs.1329.94 crore constituting 1.31 of the total capital account outside the Revenue Account. Among States, this percentage is highest in the case of Sikkim (6.64%) and no provision was made in Jammu & Kashmir and Jharkhand. Among Union Territories, this percentage is in the range of 0.63% for Andaman & Nicobar Islands and 7.95 in Delhi.

During 2006-07 (Actuals), the total loans provided by the Education Departments of all States/UTs amounted to Rs.13.09 crore forming 0.08% of the total loan and advances. None of the Union Territory had provided for loans.

Statement (30) in the Appendices shows the Revised Estimates of capital expenditure on education for all States/UTs in 2007-08 which increased to Rs.2229.49 crore forming 1.67% of the total capital expenditure outside the Revenue Account for all States/UTs. This percentage varies from 0.03% in Assam to 6.56% in Himachal Pradesh. Among Union Territories, the highest percentage is observed in Delhi 5.19% and the lowest in Lakshadweep 0.06.

Loans and advances for education provided by education departments of all States/UTs amounted to Rs.18.73 crore or 0.09% of the total loans and advances for all States/UTs. Among States, this percentage is highest in the case of Goa (22.98%) and lowest in the case of Orissa (0.30). No provision has been

made other than the States of Assam, Goa, Haryana, Madhya Pradesh, Mizoram, Orissa, Uttar Pradesh and West Bengal under this head. None among the Union Territories had made any provision under this head.

Statement (31) in the Appendices shows State/UTs-wise capital expenditure outside the Revenue Account and loans for education provided by the Education Departments for the years 2008-09 (Budget Estimates). The total budgeted capital expenditure outside the Revenue Account proposed for education amounts to Rs.2816.29 crore forming 1.86% of the total capital expenditure outside the Revenue Account for all States/UTs. This percentage is highest in the case of Himachal Pradesh (8.77%) and the lowest in the case of Assam (0.03%). Among Union Territories, it ranged from 0.06% in Lakshadweep to 6.25 % in Dadra & Nagar Haveli.

A provision of Rs.9.80 crore was made for loans for education by the Education Departments of all States/UTs taken together, constituting 0.05% of the total loans and advances for Education department. The highest percentage is in the case of Goa (14.72%) and lowest in the case of Mizoram & West Bengal (0.01%). No provision for loans was made other than the States of Assam, Goa, Haryana, Madhya Pradesh, Mizoram, Orissa, UP and West Bengal. No provision for loans was made by the Union Territories.

Table (8) indicates the States/Union Territory-wise percentage provision for education to the total State budget under the capital account and loans and advances for the year 2006-07 (Actuals), 2007-08 (Revised estimates) and 2008-09 (Budget Estimates).

V. BUDGETED EXPENDITURE ON EDUCATION (REVENUE AND CAPITAL ACCOUNT)

Statement (32) in the Appendices gives in summary form the budget provision for education by the Education Departments under all the three accounts i.e. (i) Revenue Account, (ii) capital Account (outside Revenue Account) and (iii) Loans & Advances during the year 2008-09 (BE). The provisions have been indicated separately for each State and Union Territory and for the Centre.

Col. (3) of the Statement indicates the total Revenue Account for the Education Departments Rs.154409.85 crore which comprises Rs. 112612.73 crore for States, Rs.3087.74 crore for Union Territories and Rs. 38709.37 crore for the Centre. According to the State-wise distribution of funds for education by the Education Departments under the Revenue Account, the highest amount of Rs.13884.41 crore is proposed by Maharashtra followed by Uttar Pradesh Rs.

10573.55 crore and Tamil Nadu Rs. 9004.02 crore.

Similarly, under Col.(6), the total capital expenditure on education comes to Rs 2816.29 crore comprising Rs. 2529.33 crore for the State Education Departments, Rs.286.96 crore for the Union Territories Education Departments and Rs. 0.00 crore for the Centre.

A total amount of Rs. 9.80 crore is shown as loans for education under col.(9) comprising for State education Departments and Union Territories Education Departments and the Centre have no provision under this head.

In terms of percentages, 16.29% of the total Revenue Account of all Departments for all States/UTs has been provided for education while 5.88% is proposed for the Centre. The combined percentage of education departments of the States/UTs and the centre to the total budget (Revenue Account) works out to 11.29%.

The percentage provision on the capital account outside the Revenue Account of the Education Departments for all States/UTs works out to 1.86% while for the Centre, it was nil. The combined percentage provision for States/UTs and the Centre is 1.16%.

The share of loans for education by the Education Departments of all States to the total loans and advances is 0.05% and no amount is proposed for the Centre and Union Territories departments.

The combined percentage provision made by the Education Departments of all States/UTs and the Centre on Revenue account, Capital Account and Loans to the total Revenue Account, Capital Account and Loans and Advances works out to 9.63% (13.45% for States/UTs and 5.16% for the centre).

Statement No.33 in the Appendices shows the Total State Budget of all States/UTs and Centre for the year 2006-07 (Actuals), 2007-08 (Revised Estimates) and Budget-Estimates for 2008-09.

VI. METHOD OF ESTIMATION OF SECTOR-WISE EXPENDITURE ON EDUCATION.

In Table-6 the sector-wise Public expenditure for various sectors viz. Elementary Education, Secondary Education, University & Higher Education, Adult Education and Technical Education contains expenditure on these sectors by other departments also included while incorporating the expenditure of other Departments in various sectors, the expenditure incurred by Ministries of Railways, Defence, Labour and Employment, Social Justice & Empowerment, Culture, Tribal Development, Development of North Eastern Region and Department of Women & Child Development mainly goes towards Elementary and Secondary Education sectors and therefore expenditure incurred by these Ministries has been counted towards Elementary & Secondary Education sectors. This expenditure has been thereafter segregated into Elementary and Secondary in the same proportion as that of the expenditure incurred by the Education Department on these two sectors.

Expenditure incurred by the Ministries of Agriculture, Civil Aviation, Finance, Home Affairs, External Affairs, Environment & Forests, Rural Development, Panchayat Raj, Shipping, Road Transport & Highways, Tourism, Urban Development, Water Resources, Youth Affairs & Sports and Consumer Affairs, Food & Public Distribution presumably mainly goes to towards Higher Education sector and therefore expenditure incurred by these Ministries has been counted towards University & Higher Education sector.

Expenditure incurred by the Ministries of Health & Family Welfare, Information & Broadcasting, Power, Science & Technology, Small Scale Industries, Earth Science and Mines goes towards Technical Education sector same as above.

As regard to expenditure incurred by other departments of States, separate ministry wise break up is not available. Therefore to arrive at the sub sector wise expenditure of other departments of States Governments, same ratio has been used as found in case of other departments' expenditure of education at the centre.

The above methodology has been adopted with the approval of Secretary (HE) in file No. 7-1/2008-P&M.

ANALYTICAL TABLES

Table No. (1) - Budgeted Expenditure on Education by Education Department and Other Department

(Rupees in Crores)

	2006-07(Actual)			2007-08(R E)			2008-09(B E)		
	Education Department	Other Department	Total	Education Department	Other Department	Total	Education Department	Other Department	Total
1	2	3	4	5	6	7	8	9	10
Centre									
Revenue	23873.47 (4.64)	10363.05 (2.01)	34236.52 (6.65)	29588.71 (5.03)	8505.88 (1.44)	38094.59 (6.47)	38709.37 (5.88)	7694.69 (1.17)	46404.06 (7.05)
Capital	0.00 (0.00)	0.00 (0.00)	0.00 (0.00)	0.01 (0.00)	0.00 (0.00)	0.01 (0.00)	0.00 (0.00)	0.00 (0.00)	0.00 (0.00)
Loans and Advances	0.00 (0.00)	0.00 (0.00)	0.00 (0.00)	750.00 (48.89)	0.00 (0.00)	750.00 (48.89)	0.00 (0.00)	0.00 (0.00)	0.00 (0.00)
Total	23873.47 (4.09)	10363.05 (1.78)	34236.52 (5.87)	30338.72 (4.28)	8505.88 (1.20)	38844.60 (5.48)	38709.37 (5.16)	7694.69 (1.02)	46404.06 (6.18)
States/UTs									
Revenue	86466.90 (16.65)	16680.58 (3.21)	103147.48 (19.86)	100969.08 (16.20)	22356.25 (3.59)	123325.33 (19.80)	115700.48 (16.29)	24394.04 (3.44)	140094.52 (19.73)
Capital	1329.94 (1.31)	0.00 (0.00)	1329.94 (1.31)	2229.49 (1.67)	0.00 (0.00)	2229.49 (1.67)	2816.29 (1.86)	0.00 (0.00)	2816.29 (1.86)
Loans and Advances	13.09 (0.08)	0.00 (0.00)	13.09 (0.08)	18.73 (0.09)	0.00 (0.00)	18.73 (0.09)	9.80 (0.05)	0.00 (0.00)	9.80 (0.05)
Total	87809.93 (13.77)	16680.58 (2.62)	104490.51 (16.39)	103217.30 (13.28)	22356.25 (2.88)	125573.55 (16.16)	118526.57 (13.45)	24394.04 (2.77)	142920.61 (16.22)
Total(Centre + States/UTs)									
Revenue	110340.37 (10.67)	27043.63 (2.62)	137384.00 (13.29)	130557.79 (10.78)	30862.13 (2.55)	161419.92 (13.33)	154409.85 (11.29)	32088.73 (2.34)	186498.58 (13.63)
Capital	1329.94 (0.79)	0.00 (0.00)	1329.94 (0.79)	2229.50 (0.88)	0.00 (0.00)	2229.50 (0.88)	2816.29 (1.16)	0.00 (0.00)	2816.29 (1.16)
Loans and Advances	13.09 (0.07)	0.00 (0.00)	13.09 (0.07)	768.73 (3.53)	0.00 (0.00)	768.73 (3.53)	9.80 (0.05)	0.00 (0.00)	9.80 (0.05)
Total	111683.40 (9.15)	27043.63 (2.21)	138727.03 (11.36)	133556.02 (8.99)	30862.13 (1.40)	164418.15 (11.06)	157235.94 (9.63)	32088.73 (1.97)	189324.67 (11.60)

NOTE---Figures in brackets indicate percentage to total Budget of all Sectors.

Table No. (2) - Budgeted Expenditure (Plan and Non-Plan) by Education and Other Departments (Revenue Account)

(Rupees in Crores)

	2006-07(Actual) Expenditure on Education			2007-08(R E) Expenditure on Education			2008-09(B E) Expenditure on Education		
	Education Department	Other Department	Total	Education Department	Other Department	Total	Education Department	Other Department	Total
1	2	3	4	5	6	7	8	9	10
<u>Centre</u>									
Plan	20380.48 (14.31)	7372.37 (5.18)	27752.85 (19.49)	25452.35 (14.49)	5645.08 (3.21)	31097.43 (17.70)	34400.00 (16.40)	4854.86 (2.31)	39254.86 (18.71)
Non Plan	3492.99 (0.94)	2990.68 (0.80)	6483.67 (1.74)	4136.36 (1.00)	2860.80 (0.69)	6997.16 (1.69)	4309.37 (0.96)	2839.83 (0.63)	7149.20 (1.59)
Total	23873.47 (4.64)	10363.05 (2.01)	34236.52 (6.65)	29588.71 (5.02)	8505.88 (1.44)	38094.59 (6.47)	38709.37 (5.88)	7694.69 (1.17)	46404.06 (7.05)
<u>States/Uts</u>									
Plan	10334.44 (11.05)	6672.68 (7.14)	17007.12 (18.19)	12716.15 (9.63)	9041.25 (6.84)	21757.40 (16.47)	16856.32 (10.01)	10334.37 (6.14)	27190.69 (16.15)
Non Plan	76132.46 (17.88)	10007.90 (2.35)	86140.36 (20.23)	88252.93 (17.98)	13315.00 (2.71)	101567.93 (20.08)	98844.16 (18.24)	14059.67 (2.60)	112903.83 (20.84)
Total	86466.90 (16.65)	16680.58 (3.21)	103147.48 (19.86)	100969.08 (16.21)	22356.25 (3.59)	123325.33 (19.80)	115700.48 (16.29)	24394.04 (3.44)	140094.52 (19.73)
<u>Total(Centre + States/Uts)</u>									
Plan	30714.92 (13.02)	14045.05 (5.95)	44759.97 (18.97)	38168.50 (12.41)	14686.33 (4.77)	52854.83 (17.18)	51256.32 (13.55)	15189.23 (4.02)	66445.55 (17.57)
Non Plan	79625.45 (9.98)	12998.58 (1.63)	92624.03 (11.61)	92389.29 (10.22)	16175.80 (1.79)	108565.09 (12.01)	103153.53 (10.42)	16899.50 (1.71)	120053.03 (12.12)
Total	110340.37 (10.67)	27043.63 (2.62)	137384.00 (13.29)	130557.79 (10.78)	30862.13 (2.55)	161419.92 (13.33)	154409.85 (11.29)	32088.73 (2.34)	186498.58 (13.63)

NOTE---Figures in brackets indicate percentage to total Budget of all Sectors.

Table No. (3) - Budgeted Expenditure on Education and Training (Revenue Account)

(Rupees in Crores)

1	2006-07(Actual)			2007-08(R.E)			2008-09(B.E)		
	Centre 2	States/Uts 3	Total 4	Centre 5	States/Uts 6	Total 7	Centre 8	States/Uts 9	Total 10
Education									
Education Deptts	23873.47 (4.64)	86466.90 (16.65)	110340.37 (10.67)	29588.71 (5.02)	100969.08 (16.21)	130557.79 (10.78)	38709.37 (5.88)	115700.47 (16.29)	154409.84 (11.29)
Other Deptts	9315.97 (2.81)	14174.98 (2.73)	23490.95 (2.27)	7436.81 (1.26)	18859.37 (3.03)	26296.18 (2.17)	6585.43 (1.00)	20228.25 (2.85)	26813.68 (1.96)
Total	33189.44 (6.45)	100641.88 (19.38)	133831.32 (12.94)	37025.52 (6.29)	119828.45 (19.24)	156853.97 (12.95)	45294.80 (6.88)	135928.72 (19.14)	181223.52 (13.25)
Training									
Formal	1032.78 (0.20)	2420.13 (0.46)	3452.91 (0.33)	1050.39 (0.18)	3401.92 (0.55)	4452.31 (0.37)	1081.98 (0.17)	4054.61 (0.57)	5136.59 (0.37)
Informal	14.30 (0.00)	85.48 (0.02)	99.78 (0.01)	18.69 (0.00)	94.96 (0.01)	113.65 (0.01)	27.28 (0.00)	111.19 (0.02)	138.47 (0.01)
Total	1047.08 (0.20)	2505.61 (0.48)	3552.69 (0.34)	1069.08 (0.18)	3496.88 (0.56)	4565.96 (0.38)	1109.26 (0.17)	4165.80 (0.59)	5275.06 (0.38)
Grand Total	34236.52 (6.65)	103147.49 (19.86)	137384.01 (13.28)	38094.60 (6.47)	123325.33 (19.80)	161419.93 (13.33)	46404.06 (7.05)	140094.52 (19.73)	186498.58 (13.63)

NOTE---Figures in brackets indicate percentage to total Budget of all Sectors.

Table-4 Budgeted Expenditure on Education by Education Department of Centre Government (Revenue Account)

(Rs.in Thousands)

S.No.	Sub-Sector	Actuals (2006-07)			Revised Estimates(2007-08)			Budget Estimates(2008-09)		
		Plan	Non-Plan	total	Plan	Non-Plan	total	Plan	Non-Plan	total
1	2	3	4	5	6	7	8	9	10	11
1	Elementary Education	167323800	25300	167349100	203047000	57000	203104000	217950000	32000	217982000
2	Secondary Education	10200600	9010039	19210639	16353000	9923800	26276800	45540000	10411000	55951000
3	Adult Education	2079700	20200	2099900	2510000	22700	2532700	4510000	24000	4534000
4	University Education	12512600	16013410	28526010	18383700	19950400	38334100	34840000	20577100	55417100
5	Languages	1641800	399417	2041217	1700600	447100	2147700	2050000	470500	2520500
6	Technical Education	8655000	8916806	17571806	11032000	10203700	21235700	32050000	10747400	42797400
7	Book Promotion	185600	81304	266904	115000	103000	218000	130000	92500	222500
8	Planning &Administration (INC/PN/UNESCO)	183500	455688	639188	162200	629700	791900	210000	673100	883100
9	Scholarship	71700	7734	79434	140000	26100	166100	500000	23100	523100
10	Distance Learning	950500	0	950500	1080000	100	1080100	6220000	10000	6230000
11	Secretariat(DESE&L)	0	0	0	0	0	0	0	33000	33000
	TOTAL	203804800	34929898	238734698	254523500	41363600	295887100	344000000	43093700	387093700

Table-4 Budgeted Expenditure on Education by Education Department of Centre Government (Revenue Account)

(Rs.in Thousands)

S.No.	Sub-Sector	Actuals (2006-07)			Revised Estimates(2007-08)			Budget Estimates(2008-09)		
		Plan	Non-Plan	total	Plan	Non-Plan	total	Plan	Non-Plan	total
1	2	3	4	5	6	7	8	9	10	11
1	Elementary Education	167323800	25300	167349100	203047000	57000	203104000	217950000	32000	217982000
2	Secondary Education	10200600	9010039	19210639	16353000	9923800	26276800	45540000	10411000	55951000
3	Adult Education	2079700	20200	2099900	2510000	22700	2532700	4510000	24000	4534000
4	University Education/ DL/Scholarship	13534800	16021144	29555944	19603700	19976600	39580300	41560000	20610200	62170200
5	Languages	1641800	399417	2041217	1700600	447100	2147700	2050000	470500	2520500
6	Technical Education	8655000	8916806	17571806	11032000	10203700	21235700	32050000	10747400	42797400
7	GENERAL	369100	536992	906092	277200	732700	1009900	340000	798600	1138600
	GRAND TOTAL	203804800	34929898	238734698	254523500	41363600	295887100	344000000	43093700	387093700

Table-4 Budgeted Expenditure on Education by Education Department of Central Government (Revenue Account)

(Rs. in thousands)

S.No.	Schemes	Actuals (2006-07)			Revised Estimates(2007-08)			Budget Estimates(2008-09)		
		Plan	Non-Plan	Total	Plan	Non-Plan	Total	Plan	Non-Plan	Total
1	2	3	4	5	6	7	8	9	10	11
Elementary Education										
1	Teachers training (strengthening of Teachers Training Institutions)	1796700	0	1796700	3117000	0	3117000	5000000	0	5000000
2	Teachers training(NCTE)	0	0	0	10000	0	10000	0	0	0
3	National awards to teacher	0	0	0	0	0	0	0	0	0
4	Sarva Siksha Abhiyan	108844300	0	108844300	131710000	0	131710000	131000000	0	131000000
5	MDM	52302800	0	52302800	66780000	0	66780000	80000000	0	80000000
6	National Bal Bhawan Society	54000	25300	79300	87000	57000	144000	70000	32000	102000
7	Mahila Samakhya(EAP)	257600	0	257600	6000	0	6000	1000	0	1000
8	DPEP(EAP)	979100	0	979100	1000000	0	1000000	500000	0	500000
9	Kasturba Gandhi Balika Vidyalaya	1156000	0	1156000	0	0	0	0	0	0
10	Mahila samakhya (General component)	0	0	0	337000	0	337000	379000	0	379000
11	Support to One year Pre-Primary in govt local body(Prathamik Shiksha Kosh)	1933300	0	1933300	0	0	0	1000000	0	1000000
Total Elementary Education		167323800	25300	167349100	203047000	57000	203104000	217950000	32000	217982000
Total Secretariat (Department of SE&L)		0	0	0	0	0	0	0	33000	33000

Table-4 Budgeted Expenditure on Education by Education Department of Central Government (Revenue Account)

(Rs. in thousands)

S.No.	Schemes	Actuals (2006-07)			Revised Estimates(2007-08)			Budget Estimates(2008-09)		
		Plan	Non-Plan	Total	Plan	Non-Plan	Total	Plan	Non-Plan	Total
1	2	3	4	5	6	7	8	9	10	11
Secondary Education										
1	NCERT	330500	590300	920800	290000	619500	909500	400000	650500	1050500
2	KVS	2350000	6593600	8943600	3000000	7140000	10140000	3000000	7490000	10490000
3	Education facility of Tibetan refugee children	45000	156000	201000	60000	194300	254300	0	204000	204000
4	NIOS	41500	0	41500	60000	0	60000	150000	0	150000
5	Navodaya vidyalaya samiti	6535000	1651500	8186500	8600000	1948000	10548000	7000000	2042500	9042500
6	Special navodaya vidyalaya	0	0	0	1500	0	1500	0	0	0
7	New Model Schools	0	0	0	0	0	0	6500000	0	6500000
8	Upgrading 2000 KGBVs	0	0	0	0	0	0	0	0	0
9	Evaluation & Studies Apprenticeship Act Teacher training vocational schools	0	0	0	0	0	0	10000	0	10000
10	Integrated Edn for Disabled Children-voluntary organisation	512800	0	512800	600000	0	600000	700000	0	700000
11	Information & Communication Technology (ICT) in schools (grants to voluntary Org/grants to UTs)	355800	0	355800	2500000	0	2500000	3000000	0	3000000

Table-4 Budgeted Expenditure on Education by Education Department of Central Government (Revenue Account)

(Rs. in thousands)

S.No.	Schemes	Actuals (2006-07)			Revised Estimates(2007-08)			Budget Estimates(2008-09)		
		Plan	Non-Plan	Total	Plan	Non-Plan	Total	Plan	Non-Plan	Total
1	2	3	4	5	6	7	8	9	10	11
12	Access & Equity-grants to voulantary organisation	30000	0	30000	10000	0	10000	0	0	0
13	Access & Equity-grants for Evaluation,Monitoring,Research,School facilities etc	0	0	0	0	0	0	60000	0	60000
14	Vocationlisation of Education	0	0	0	10000	0	10000	370000	0	370000
15	Scheme for universal Access & Quality at the Secondary stage	0	0	0	1500	0	1500	21850000	0	21850000
16	Loans to National merit scholarship	0	0	0	1200000	0	1200000	1200000	0	1200000
17	National Scheme for Incentive to the Girl child for Sec Edn(SUCCESS)	0	0	0	10000	0	10000	500000	0	500000
18	Residential School,hostels/girls hostels	0	0	0	0	0	0	800000	0	800000
19	National award to teachers	0	0	0	0	22000	22000	0	24000	24000
20	Other Programme	0	18639	18639	10000	0	10000	0	0	0
Total Secondary Education		10200600	9010039	19210639	16353000	9923800	26276800	45540000	10411000	55951000

Table-4 Budgeted Expenditure on Education by Education Department of Central Government (Revenue Account)

(Rs. in thousands)

S.No.	Schemes	Actuals (2006-07)			Revised Estimates(2007-08)			Budget Estimates(2008-09)		
		Plan	Non-Plan	Total	Plan	Non-Plan	Total	Plan	Non-Plan	Total
1	2	3	4	5	6	7	8	9	10	11
University & Higher Education										
1	University Grants Commission	12187200	15607000	27794200	18051000	19488700	37539700	34399500	20094000	54493500
2	Establishment of Rural Univ	9000	0	9000	14500	5000	19500	20000	7500	27500
3	Association of Indian Universities	5000	2500	7500	5000	2500	7500	5500	3200	8700
4	Zakir hussain memorial college	8500	2250	10750	15000	4800	19800	20000	5500	25500
5	Setting up of commonwealth university	0	24600	24600	0	40000	40000	0	40000	40000
6	Shastri Indo-Canadian Institute	0	17693	17693	0	25000	25000	0	26000	26000
7	IIAS simla	19400	37764	57164	24000	42500	66500	30000	45000	75000
8	Institution of Higher Learning of all India importance	9000	0	9000	0	0	0	0	0	0
9	Financial Assistance to National Research Professors	0	3086	3086	0	5200	5200	0	5200	5200
10	Project of history of indian science,philosophy & culture	14000	0	14000	17500	0	17500	20000	0	20000
11	National institute of studies in guru granth sahib	0	0	0	100	0	100	0	0	0
12	Education loan interest subsidy	0	0	0	0	0	0	20000	0	20000

Table-4 Budgeted Expenditure on Education by Education Department of Central Government (Revenue Account)

(Rs. in thousands)

S.No.	Schemes	Actuals (2006-07)			Revised Estimates(2007-08)			Budget Estimates(2008-09)		
		Plan	Non-Plan	Total	Plan	Non-Plan	Total	Plan	Non-Plan	Total
1	2	3	4	5	6	7	8	9	10	11
13	Indian Council of Social Science & Research (ICSSR)	205000	240000	445000	194500	250000	444500	250000	260000	510000
14	Indian Council of Historical Research (ICHR)	35500	49997	85497	40000	58000	98000	45000	61000	106000
15	Indian Council of Philosophical Research (ICPR)	20000	25000	45000	22000	25000	47000	30000	26000	56000
16	Others	0	20	20	0	100	100	0	100	100
17	Setting up of Refinance Cooperation/Student Loan Scheme	0	0	0	100	0	100	0	0	0
18	Improvement in salary scale of University/College teachers	0	0	0	0	100	100	0	100	100
19	Refund of income tax	0	3500	3500	0	3500	3500	0	3500	3500
Total University & HE		12512600	16013410	28526010	18383700	19950400	38334100	34840000	20577100	55417100

Table-4 Budgeted Expenditure on Education by Education Department of Central Government (Revenue Account)

(Rs. in thousands)

S.No.	Schemes	Actuals (2006-07)			Revised Estimates(2007-08)			Budget Estimates(2008-09)		
		Plan	Non-Plan	Total	Plan	Non-Plan	Total	Plan	Non-Plan	Total
1	2	3	4	5	6	7	8	9	10	11
Language Development										
1	Directorate of Hindi	74600	53530	128130	90000	61600	151600	95000	64500	159500
2	Other charges rajbhasha	0	0	0	0	0	0		500	500
3	Commission for scientific & technical terminology	23200	14697	37897	36100	17500	53600	45000	20000	65000
4	Central institute of indian languages Mysore	0	75690	75690	132790	78500	211290	340000	85000	425000
5	Appointment of language teacher	257400	0	257400	150000	0	150000	160000	0	160000
6	Hindi sikshan mandal Agra	45000	70500	115500	60000	82000	142000	50000	85000	135000
7	Central Institute of English & Foreign Language	37600	0	37600	9000	0	9000	0	0	0
8	Promotion of sindhi language	10000	0	10000	17000	0	17000	10000	0	10000
9	National council for promotion of urdu	166000	0	166000	174000	0	174000	190000	0	190000
10	Development of tamil language	28200	0	28200	50000	0	50000	120000	0	120000
11	Rashtriye sanskrit sansthan	262900	178500	441400	330000	200000	530000	350000	208000	558000
12	Rashtriya ved vidya pratisthan	17000	0	17000	52000	0	52000	110000	0	110000
13	Development of sanskrit in States/UTs	132100	0	132100	0	0	0	0	0	0

Table-4 Budgeted Expenditure on Education by Education Department of Central Government (Revenue Account)

(Rs. in thousands)

S.No.	Schemes	Actuals (2006-07)			Revised Estimates(2007-08)			Budget Estimates(2008-09)		
		Plan	Non-Plan	Total	Plan	Non-Plan	Total	Plan	Non-Plan	Total
1	2	3	4	5	6	7	8	9	10	11
14	Central institute of Indian languages,Mysore(linguistic data)	110000	0	110000	23740	0	23740	0	0	0
15	CIIL(National Testing Services)	0	0	0	20000	0	20000	0	0	0
16	CIIL(national translation mission)	0	0	0	6642	0	6642	0	0	0
17	CIIL(Development of Pali)	0	0	0	3000	0	3000	0	0	0
18	CIIL(New linguistic survey of India)	0	0	0	16328	0	16328	0	0	0
19	Promotion of Modern Indian Languages& Literature	0	6500	6500	0	7500	7500	0	7500	7500
20	Madarsa Modernisation programme	449900	0	449893	500000	0	500000	550000	0	550000
21	Assistance to agencies for education in human values	27900	0	27900	30000	0	30000	30000	0	30000
Total Language		1641800	399417	2041217	1700600	447100	2147700	2050000	470500	2520500

Table-4 Budgeted Expenditure on Education by Education Department of Central Government (Revenue Account)

(Rs. in thousands)

S.No.	Schemes	Actuals (2006-07)			Revised Estimates(2007-08)			Budget Estimates(2008-09)		
		Plan	Non-Plan	Total	Plan	Non-Plan	Total	Plan	Non-Plan	Total
1	2	3	4	5	6	7	8	9	10	11
Book Promotion										
1	National Book Trust	165000	81304	246304	71500	103000	174500	79800	92500	172300
2	National Book Dev council & book promotional activities	3200	0	3200	200	0	200	200	0	200
3	Intellectual property edn, research & public outreach	17400	0	17400	43300	0	43300	50000	0	50000
Total Book Promotion		185600	81304	266904	115000	103000	218000	130000	92500	222500
Planning & Administration										
1	Auroville Management	28100	7500	35600	36700	10800	47500	57000	11700	68700
2	Contribution to UNESCO	0	68800	68800	0	68800	68800	0	73000	73000
3	Strengthening of external academic relation	4500	0	4500	0	0	0	0	0	0
4	Deputation to UNESCO conferences	0	5334	5334	0	9000	9000	0	8000	8000
5	Visit of foreign delegation to india	0	152	152	0	1500	1500	0	1500	1500
6	UNESCO related activities	0	0	0	25200	0	25200	23000	0	23000
7	reorganisation of INC library	900	0	900	0	0	0	0	0	0
8	Holding of meetings of committees/conference	0	383	383	0	7500	7500	0	2500	2500

Table-4 Budgeted Expenditure on Education by Education Department of Central Government (Revenue Account)

(Rs. in thousands)

S.No.	Schemes	Actuals (2006-07)			Revised Estimates(2007-08)			Budget Estimates(2008-09)		
		Plan	Non-Plan	Total	Plan	Non-Plan	Total	Plan	Non-Plan	Total
1	2	3	4	5	6	7	8	9	10	11
9	Steghtening of voluntary organisations engaged in UNESCO	100	0	100	0	0	0	0	0	0
10	NUEPA	56100	26813	82913	88300	28400	116700	100000	29400	129400
11	Scheme of studies, seminars/evaluation etc	7900	0	7900	0	0	0	0	0	0
12	Grants for development of Educational portal(IT application)	36400	0	36400	0	0	0	0	0	0
13	National Commission for Minority Edn Institutions	0	18154	18154	0	21600	21600	0	22600	22600
Total Planning Norms/UNESCO		134000	127136	261136	150200	147600	297800	180000	148700	328700
ADMINISTRATION / SECRETARIAT										
14	Secretariat	49500	293314	342814	12000	429600	441600	30000	469400	499400
15	Expenditure on Seminar, Meetings,Committee etc	0	2448	2448	0	4000	4000	0	4200	4200
16	Educational Institution Abroad	0	32790	32790	0	48500	48500	0	50800	50800
Total Administration/Secretriate		49500	328552	378052	12000	482100	494100	30000	524400	554400
Total Planning & Administration		183500	455688	639188	162200	629700	791900	210000	673100	883100

Table-4 Budgeted Expenditure on Education by Education Department of Central Government (Revenue Account)

(Rs. in thousands)

S.No.	Schemes	Actuals (2006-07)			Revised Estimates(2007-08)			Budget Estimates(2008-09)		
		Plan	Non-Plan	Total	Plan	Non-Plan	Total	Plan	Non-Plan	Total
1	2	3	4	5	6	7	8	9	10	11
Scholarships										
1	Scholarship to students from Non Hindi speaking	0	5169	5169	0	15000	15000	0	15000	15000
2	Scholarship to Indian students going abroad	0	2124	2124	0	10000	10000	0	7000	7000
3	Scholarship for College/Univ students	0	0	0	140000	0	140000	500000	0	500000
4	National loan scholarship	0	0	0	0	200	200	0	200	200
7	Other charges	0	441	441	0	900	900	0	900	900
8	National Merit Scholarship	71700	0	71700	0	0	0	0	0	0
	Total Scholarship	71700	7734	79434	140000	26100	166100	500000	23100	523100
Distance Learning										
1	IGNOU	950500	0	950500	1080000	100	1080100	1200000	10000	1210000
2	National Mission in Education through ICT	0	0	0	0	0	0	5020000	0	5020000
	Total Distance Learning	950500	0	950500	1080000	100	1080100	6220000	10000	6230000

Table-4 Budgeted Expenditure on Education by Education Department of Central Government (Revenue Account)

(Rs. in thousands)

S.No.	Schemes	Actuals (2006-07)			Revised Estimates(2007-08)			Budget Estimates(2008-09)		
		Plan	Non-Plan	Total	Plan	Non-Plan	Total	Plan	Non-Plan	Total
1	2	3	4	5	6	7	8	9	10	11
Technical Education										
1	AICTE	2405900	0	2405900	3074000	2630100	5704100	1670000	10000	1680000
2	NIT	0	2218200	2218200	206000	0	206000	8080000	2850000	10930000
3	NITTTRs	146700	167224	313924	149100	170900	320000	300000	180000	480000
4	Board of Apprenticeship training Bombay,Calcutta,Kanpur &Madras	384300	153800	538100	210000	173000	383000	400000	186200	586200
5	IIS Bangalore	730000	820000	1550000	400000	860000	1260000	1300000	910000	2210000
6	polytechnic	103300	0	103300	46400	0	46400	1345000	0	1345000
	polytechnic for disabled	0	0	0	0	0	0	40000	0	40000
7	IIT	3100000	4204200	7304200	4040000	4900000	8940000	11710000	5250000	16960000
8	IIM	305000	390000	695000	465000	422000	887000	980000	270000	1250000
9	National Institute of Industrial Engineering Mumbai	60000	162864	222864	220000	130000	350000	370000	140000	510000
10	National institute of foundry & forge technology Ranchi	40000	47100	87100	40000	81000	121000	130000	85000	215000
11	School of Planning & Architechure	40000	60000	100000	40000	63000	103000	200000	70000	270000
12	Sant Longowal Institute of Eng & Tech	30000	100000	130000	15000	105000	120000	210000	110000	320000

Table-4 Budgeted Expenditure on Education by Education Department of Central Government (Revenue Account)

(Rs. in thousands)

S.No.	Schemes	Actuals (2006-07)			Revised Estimates(2007-08)			Budget Estimates(2008-09)		
		Plan	Non-Plan	Total	Plan	Non-Plan	Total	Plan	Non-Plan	Total
1	2	3	4	5	6	7	8	9	10	11
13	IIIT Alld	150000	46300	196300	220000	60000	280000	490000	62500	552500
14	Indian school of Mines, Dhanbad	170000	166500	166500	321400	175000	496400	850000	180000	1030000
15	IIIT Gwalior	60000	49300	109300	60000	55000	115000	180000	60000	240000
16	support to new & emerging Technology Areas	0	0	0	100	0	100	50000	0	50000
17	Support to Distance EdnWeb based learning	0	0	0	100	0	100	200000	0	200000
18	INDEST	0	220000	220000	0	250000	250000	0	250000	250000
19	IIIT, Desigh & Manufacturing at Kanchipuram	10000	0	10000	20000	0	20000	50000	0	50000
20	IIIT at Jabalpur	80000	0	80000	110000	0	110000	260000	0	260000
21	CIT Kokrajhar	50000	0	50000	81000	0	81000	100000	0	100000
22	Setting up of new IIT	0	0	0	200	0	200	300000	0	300000
23	Setting up of new SPA	0	0	0	100	0	100	150000	0	150000
24	IISER	102500	0	102500	600000	0	600000	1500000	0	1500000
25	Setting up of 3 new IIT	0	0	0	100	0	100	500000	0	500000
26	Setting up of new IIMs	0	0	0	0	0	0	100000	0	100000
27	Setting up of new NIT	0	0	0	0	0	0	10000	0	10000

Table-4 Budgeted Expenditure on Education by Education Department of Central Government (Revenue Account)

(Rs. in thousands)

S.No.	Schemes	Actuals (2006-07)			Revised Estimates(2007-08)			Budget Estimates(2008-09)		
		Plan	Non-Plan	Total	Plan	Non-Plan	Total	Plan	Non-Plan	Total
1	2	3	4	5	6	7	8	9	10	11
28	Asian Institute of Tech Bankok	0	1318	1318	0	3600	3600	0	3600	3600
29	International Technical Cooperation	10000	0	10000	5000	100	5100	5000	100	5100
30	Tech Edn Quality Improvement Project of GOI(EAP)	507800	0	507800	600000	0	600000	400000	0	400000
31	Training & Research in Frontier areas	0	0	0	0	0	0	100000	0	100000
32	NERIST Itanagar	90900	110000	200900	100000	125000	225000	70000	130000	200000
33	Vocationlisation of education	26600	0	26600	0	0	0	0	0	0
34	Govt college of engg & tech Jammu	10000	0	10000	0	0	0	0	0	0
35	payment for professional & spl services	4200	0	4200	8500	0	8500	0	0	0
36	Technology Development Mission	37800	0	37800	0	0	0	0	0	0
	Total Technical Education	8655000	8916806	17571806	11032000	10203700	21235700	32050000	10747400	42797400

Table-4 Budgeted Expenditure on Education by Education Department of Central Government (Revenue Account)

(Rs. in thousands)

S.No.	Schemes	Actuals (2006-07)			Revised Estimates(2007-08)			Budget Estimates(2008-09)		
		Plan	Non-Plan	Total	Plan	Non-Plan	Total	Plan	Non-Plan	Total
1	2	3	4	5	6	7	8	9	10	11
Adult Education										
1	Directorate of Adult Education	74000	16700	90700	80000	18100	98100	120000	19200	139200
2	Support to NGO in the field of Adult Education	149300	0	149300	0	0	0	0	0	0
3	Jan Shikshan Sansthan (polyvalent Ad Edn centre delhi)	400400	3300	403700	0	3900	3900	0	4100	4100
5	Rural Functional Literacy programme	1200400	0	1200400	0	0	0	0	0	0
6	Other Ad Edn Prog(NLM)	2200	0	2200	60000	0	60000	0	0	0
7	Other Ad Edn Prog(Literacy Campaign & OR)	253400	0	253400	0	0	0	0	0	0
8	Other Ad Edn Prog(adult edn & skill dev. scheme)	0	0	0	1640000	0	1640000	3540000	0	3540000
9	Other Ad Edn Prog(Support to NGO/ Inst/ SRC for adult edn & skill dev. scheme)	0	0	0	730000	0	730000	700000	0	700000
10	Other Ad Edn Prog (Literacy prog for 35+ age groups)	0	0	0	0	0	0	150000	0	150000
11	Other expenditure (NLMA TA/DA)	0	200	200	0	700	700	0	700	700
Total Adult Education		2079700	20200	2099900	2510000	22700	2532700	4510000	24000	4534000

Table No. (5) - Statement Indicating the Public Expenditure on Education as percentage of GDP

S.No.	Year	G D P at current prices (at factor cost) (Rs. in crore)	Total Expenditure on Education by Education Department (Rs. in crore)						Total Expenditure on Education by Education & Other Department (Rs. in crore)					
			States	Centre	States+Centre	States as %age GDP	Centre as %age GDP	(States+Centre) as %age GDP	States	Centre	States+Centre	States as %age GDP	Centre as %age GDP	(States+Centre) as %age G D P
1	2	3	4	5	6	7	8	9	10	11	12	13	14	15
1	1999-2000	1786525	53948.84	7332.62	61281.46	3.02	0.41	3.43	63909.23	10906.86	74816.09	3.58	0.61	4.19
2	2000-01	1925017	54572.84	7925.25	62498.09	2.83	0.41	3.25	72290.53	10195.95	82486.48	3.76	0.53	4.28
3	2001-02	2097726	56810.73	8036.98	64847.71	2.71	0.38	3.09	65746.19	14119.52	79865.71	3.13	0.67	3.81
4	2002-03	2261415	59472.29	9089.25	68561.54	2.63	0.40	3.03	69350.7	16156.63	85507.33	3.07	0.71	3.78
5	2003-04	2538170	62867.46	10177.47	73044.93	2.48	0.40	2.88	71978.28	17100.97	89079.25	2.84	0.67	3.51
6	2004-05	2877701	68169.62	13111.23	81280.85	2.37	0.46	2.82	78668.14	18025.96	96694.1	2.73	0.63	3.36
7	2005-06	3282385	76660.54	17823.16	94483.7	2.34	0.54	2.88	90018.94	23209.77	113228.71	2.74	0.71	3.45
8	2006-07	3779385	86466.89	23873.47	110340.36	2.29	0.63	2.92	103147.47	34236.52	137383.99	2.73	0.91	3.64
9	2007-08 (RE)	4320892	100969.08	29588.71	130557.79	2.34	0.68	3.02	123325.33	38094.59	161419.92	2.85	0.88	3.74
10	2008-09 (BE)	4933183	115700.48	38709.37	154409.85	2.35	0.78	3.13	140094.52	46404.06	186498.58	2.84	0.94	3.78

p= provisional estimates

RE = Revised Estimates

BE = Budgeted Expenditure

Note GDP figures are on the base year 1999-00 series.

Source GDP figures are taken from National Accounts Statistics 2009 published by C S O.

Table 6: Statement indicating Public expenditure on Education as percentage of GDP Sector-wise (Estimated)

SNo.	Sector	Expenditure (Rs in crore)			Expenditure(As % of GDP)		
		States/Uts	Centre	Total	States/Uts	Centre	Total
Year 2006-07(Actual) GDP :- Rs. 3779385 crore(Provisional)							
1	Elementary Education	44561.82	17501.48	62063.29	1.18	0.46	1.64
2	Secondary Education	29967.66	2009.06	31976.72	0.79	0.05	0.85
3	University & Higher Education	18519.82	7996.55	26516.37	0.49	0.21	0.70
4	Adult Education	148.15	209.99	358.14	0.00	0.01	0.01
5	Technical Education	9950.01	6519.44	16469.45	0.26	0.17	0.44
Total (Education)		103147.46	34236.52	137383.98	2.73	0.91	3.64
Year 2007-08(RE) GDP :- Rs. 4320892 crore(quick estimates)							
1	Elementary Education	53596.41	21302.52	74898.94	1.24	0.49	1.73
2	Secondary Education	34492.16	2756.04	37248.20	0.80	0.06	0.86
3	University & Higher Education	20438.59	7196.80	27635.39	0.47	0.17	0.64
4	Adult Education	204.82	253.27	458.09	0.00	0.01	0.01
5	Technical Education	14593.31	6585.96	21179.27	0.34	0.15	0.49
Total (Education)		123325.30	38094.59	161419.89	2.85	0.88	3.74
Year 2008-09(BE) GDP :- Rs. 4933183 crore(advance estimates)							
1	Elementary Education	61451.86	22667.40	84119.26	1.25	0.46	1.71
2	Secondary Education	40517.14	5818.20	46335.35	0.82	0.12	0.94
3	University & Higher Education	19771.39	8454.05	28225.45	0.40	0.17	0.57
4	Adult Education	257.49	453.40	710.89	0.01	0.01	0.01
5	Technical Education	18096.62	9011.01	27107.63	0.37	0.18	0.55
Total (Education)		140094.51	46404.06	186498.57	2.84	0.94	3.78

Table No (7) - Relationship between Budgeted Expenditure on Education and Gross State Domestic Product (GSDP) of States and UTs

(Rs.in crores)

Sl. No.	States/UTs	Gross State Domestic Product at Current Prices	Total State Revenue Budget	Total Expenditure on Education & Training by Education & Other Department	Total Expenditure on Education & Training by Education Department	% of Total Revenue Budget to GSDP	% of Education & Training Budget of Education Department to Total Revenue Budget	% of Education & Training Budget of Education Department to Total Revenue Budget	% of Education & Training Budget of Education & Other Department to Total Revenue Budget	% of Education & Training Budget of Education & Other Department to GSDP
1	2	3	4	5	6	7	8	9	10	11
1	Andhra Pradesh	326547	55675.78	10120.36	7313.52	17.05%	13.14%	2.24%	18.18%	3.10%
2	Arunachal Pradesh	3888	2641.87	347.38	289.1	67.95%	10.94%	7.44%	13.15%	8.93%
3	Assam	71625	17352.8	4223.83	3512.04	24.23%	20.24%	4.90%	24.34%	5.90%
4	Bihar	114616	24763.92	5573.39	5026.98	21.61%	20.30%	4.39%	22.51%	4.86%
5	Chhattisgarh	79418	12597.62	2484.71	1849.62	15.86%	14.68%	2.33%	19.72%	3.13%
6	Goa	17215	2910.59	427.01	363.29	16.91%	12.48%	2.11%	14.67%	2.48%
7	Gujarat	306813	32639.54	5707.01	4802.39	10.64%	14.71%	1.57%	17.48%	1.86%
8	Haryana	154231	18135	3392.14	2835.1	11.76%	15.63%	1.84%	18.70%	2.20%
9	Himachal Pradesh	32221	7905.37	1690.84	1509.67	24.53%	19.10%	4.69%	21.39%	5.25%
10	Jammu & Kashmir	31793	11685.04	1136.03	1112.82	36.75%	9.52%	3.50%	9.72%	3.57%
11	Jharkhand	69253	13095.68	2774.16	2170.54	18.91%	16.57%	3.13%	21.18%	4.01%
12	Karnataka	238348	37858.74	7456.49	6487.27	15.88%	17.14%	2.72%	19.70%	3.13%
13	Kerala	165722	26141.29	5586.17	4744.9	15.77%	18.15%	2.86%	21.37%	3.37%
14	Madhya Pradesh	142500	26483.64	5042.59	3929.36	18.59%	14.84%	2.76%	19.04%	3.54%
15	Maharashtra	590995	66229.12	16636.88	13367.19	11.21%	20.18%	2.26%	25.12%	2.82%
16	Manipur	5848	2444.31	379.55	340.89	41.80%	13.95%	5.83%	15.53%	6.49%
17	Meghalaya	8472	2733.25	443.12	370.59	32.26%	13.56%	4.37%	16.21%	5.23%
18	Mizoram	3305	1973.82	315.55	281.99	59.72%	14.29%	8.53%	15.99%	9.55%
19	Orissa	119066	19699.09	3486.68	3041.24	16.54%	15.44%	2.55%	17.70%	2.93%
20	Punjab	144309	24493.62	3174.92	2876.87	16.97%	11.75%	1.99%	12.96%	2.20%
21	Rajasthan	176420	29881.04	5832.94	5466.2	16.94%	18.29%	3.10%	19.52%	3.31%
22	Sikkim	2298	2423.29	253.72	220.99	105.45%	9.12%	9.62%	10.47%	11.04%
23	Tamil Nadu	304989	45601.12	8693.73	7239.32	14.95%	15.88%	2.37%	19.06%	2.85%
24	Tripura	10821	2958.38	547.18	524.76	27.34%	17.74%	4.85%	18.50%	5.06%
25	Uttar Pradesh	344346	67550.73	13334.71	9718.32	19.62%	14.39%	2.82%	19.74%	3.87%
26	Uttarakhand	35592	8155.13	3412.64	1608.87	22.91%	19.73%	4.52%	41.85%	9.59%
27	West Bengal	307895	39498.21	7341.88	6855.6	12.83%	17.36%	2.23%	18.59%	2.38%
28	A&N Islands	2175	1226.03	142.23	131.6	56.37%	10.73%	6.05%	11.60%	6.54%
29	Chandigarh	14176	1323.49	281.74	214.42	9.34%	16.20%	1.51%	21.29%	1.99%
30	Delhi	143911	10105.48	2264.71	2123.88	7.02%	21.02%	1.48%	22.41%	1.57%
31	Puducherry	10312	2227.42	354.28	233.22	21.60%	10.47%	2.26%	15.91%	3.44%
	All India (2008-09)	4933183	1368209.74	186498.58	154409.85	27.73%	11.29%	3.13%	13.63%	3.78%
		(GDP)								

Note (i) GSDP figures pertains to the year 2007-08 and have been taken from Statement uploded on the website of National Accounts Division, CSO, MOSPI (as on 12.04.2010)

(ii) GDP figures are taken from National Accounts Statistics 2009 published by C S O.

Table No. (8):Percentage of Capital Expenditure on Education to Total Budget (CAPITAL ACCOUNT) State - Wise

S.NO.	STATE/ UNION TERRITORY	% of Capital Expenditure on Education to Total Capital Expenditure Outside Revenue Account			% of Loans for Education to Total Loans and Advances		
		2006-07	2007-08	2008-09	2006-07	2007-08	2008-09
	1	2	3	4	5	6	7
1	ANDHRA PRADESH	0.67	0.83	1.31	0.00	0.00	0.00
2	ARUNACHAL PRADESH	0.00	2.84	0.56	0.00	0.00	0.00
3	ASSAM	0.03	0.03	0.03	0.00	1.43	1.24
4	BIHAR	1.68	1.01	0.85	0.00	0.00	0.00
5	CHHATTISGARH	5.27	6.19	6.84	0.00	0.00	0.00
6	GOA	1.53	2.97	3.05	55.26	22.98	14.72
7	GUJARAT	2.17	2.44	2.25	0.00	0.00	0.00
8	HARYANA	1.55	2.41	1.98	0.00	0.00	0.00
9	HIMACHAL PRADESH	6.51	6.56	8.77	0.00	0.00	0.00
10	JAMMU & KASHMIR	0.00	5.38	6.75	0.00	0.00	0.00
11	JHARKHAND	0.00	2.20	1.85	0.00	0.00	0.00
12	KARNATAKA	0.60	1.33	2.60	0.00	0.00	0.00
13	KERALA	2.68	1.32	1.65	0.00	0.00	0.00
14	MADHYA PRADESH	1.29	1.77	1.94	0.06	0.36	0.22
15	MAHARASHTRA	0.26	0.26	0.19	0.00	0.00	0.00
16	MANIPUR	3.25	0.55	1.57	0.00	0.00	0.00
17	MEGHALAYA	0.59	2.56	2.42	0.00	0.00	0.00
18	MIZORAM	4.14	0.67	0.08	0.00	9.78	0.01
19	NAGALAND	2.23	1.72	2.05	0.00	0.00	0.00
20	ORISSA	0.28	0.38	0.00	0.00	0.30	0.37
21	PUNJAB	0.19	2.16	2.77	0.00	0.00	0.00
22	RAJASTHAN	0.53	0.67	0.50	0.00	0.00	0.00
23	SIKKIM	6.64	2.38	2.02	0.00	0.00	0.00
24	TAMIL NADU	2.10	1.96	1.62	0.00	0.00	0.00
25	TRIPURA	2.09	5.32	4.24	0.00	0.00	0.00
26	UTTARAKHAND	6.10	3.50	2.66	0.00	0.00	0.00
27	UTTAR PRADESH	0.42	0.42	0.42	0.90	0.96	0.00
28	WEST BENGAL	0.11	0.37	0.98	0.00	0.00	0.01
	TOTAL (STATES)	1.18	1.56	1.74	0.10	0.11	0.06
29	A. & N. ISLANDS	0.63	0.39	0.63	0.00	0.00	0.00
30	CHANDIGARH	3.68	4.35	4.22	0.00	0.00	0.00
31	DADRA & NAGAR HAVELI	0.00	3.59	6.25	0.00	0.00	0.00
32	DAMAN & DIU	0.00	0.35	0.11	0.00	0.00	0.00
33	DELHI	7.95	5.19	5.55	0.00	0.00	0.00
34	LAKSHADWEEP	0.00	0.06	0.06	0.00	0.00	0.00
35	PUDUCHERRY	4.13	3.15	5.82	0.00	0.00	0.00
	TOTAL (U.T.s)	5.35	4.11	4.70	0.00	0.00	0.00
	TOTAL (STATES & U.T.)	1.31	1.67	1.86	0.08	0.09	0.05

Table 9:-Total Budget (States and Centre)(Revenue, Capitals and Loan & Advances)

(Rs.in crores)

1	2006-07 (Actuals)			2007-08 (RE)			2008-09 (BE)		
	2 Plan	3 Non-Plan	4 Total	5 Plan	6 Non-Plan	7 Total	8 Plan	9 Non-Plan	10 Total
REVENUE									
States	90188.63	415509.99	505698.62	127038.12	479177.7	606215.82	162489.04	528920.19	691409.23
UTs.	3303.46	10262.15	13565.61	5052.03	11607.96	16659.99	5899.36	12782.15	18681.51
Total (State + UTs)	93492.09	425772.14	519264.23	132090.15	490785.66	622875.81	168388.4	541702.34	710090.74
Centre	142418.00	372191.00	514609.00	175611.00	412975.00	588586.00	209767.00	448352.00	658119.00
TOTAL(C+S)	235910.09	797963.14	1033873.23	307701.15	903760.66	1211461.81	378155.4	990054.34	1368209.74
CAPITALS									
States	91301.51	6877.27	98178.78	116549.97	11853.23	128403.2	135574.98	9603.35	145178.33
UTs.	3020.85	104.63	3125.48	5348.34	118.84	5467.18	5993.05	110.80	6103.85
Total (State + UTs)	94322.36	6981.9	101304.26	121898.31	11972.07	133870.38	141568.03	9714.15	151282.18
Centre	27442.00	40463.00	67905.00	31913.00	87340.00	119253.00	33619.00	58380.00	91999.00
TOTAL(C+S)	121764.36	47444.9	169209.26	153811.31	99312.07	253123.38	175187.03	68094.15	243281.18
LOAN & ADVANCES									
States	6965.22	6806.98	13772.2	10776.76	5833.41	16610.17	11853.22	4104.77	15957.99
UTs.	1137.46	2159.87	3297.33	1700.93	1957.82	3658.75	1776.15	2197.96	3974.11
Total (State + UTs)	8102.68	8966.85	17069.53	12477.69	7791.23	20268.92	13629.37	6302.73	19932.1
Centre	0.00	873.00	873.00	0.00	1534.00	1534.00	0.00	766.00	766.00
TOTAL(C+S)	8102.68	9839.85	17942.53	12477.69	9325.23	21802.92	13629.37	7068.73	20698.1

APPENDICES
STATISTICAL
TABLES

STATEMENT NO.(1): BUDGETED PROVISION FOR EDUCATION & TRAINING (OTHER DEPTTS. ONLY) AT THE CENTRE (REVENUE ACCOUNT)

SCHEME: EDUCATION

(RUPEES IN THOUSANDS)

S.No.	MINISTRY/DEPARTMENT	2006-07(ACTUALS)			2007-08(R.E.)			2008-09(B.E.)		
		PLAN	NON-PLAN	TOTAL	PLAN	NON-PLAN	TOTAL	PLAN	NON-PLAN	TOTAL
1	MINISTRY OF RAILWAYS	...	12867	12867	...	11038	11038	...	11957	11957
2	MINISTRY OF AGRICULTURE	23275	62596	85871	16500	71300	87800	38300	75200	113500
3	MINISTRY OF CIVIL AVIATION	...	17820	17820	3000	19529	22529	100	18215	18315
4	MINISTRY OF FINANCE	...	678088	678088	...	696153	696153	...	682330	682330
5	MINISTRY OF DEFENCE
6	MINISTRY OF HOME AFFAIRS	68210	5295260	5363470	119500	1009070	1128570	133250	1207750	1341000
7	MINISTRY OF EXTERNAL AFFAIRS
8	MINISTRY OF ENVIRONMENT & FORESTS	642800	183860	826660	620000	177400	797400	661000	185000	846000
9	MINISTRY OF HEALTH & FAMILY WELFARE	5425516	4481857	9907373	4303733	4766567	9070300	3478733	4102033	7580766
10	MINISTRY OF INFORMATION & BROADCASTING	935	5026	5961	980	6400	7380	5000	6400	11400
11	MINISTRY OF POWER	330200	...	330200	400000	...	400000	500000	...	500000
12	MINISTRY OF RURAL DEVELOPMENT	34649707	...	34649707	14642100	...	14642100	40000	...	40000
13	MINISTRY OF PANCHAYAT RAJ	15286	...	15286	30000	...	30000	20000	...	20000
14	MINISTRY OF SCIENCE & TECHNOLOGY	18478281	3794037	22272318	14124900	4429500	18554400	17248400	4565000	21813400
15	MINISTRY OF MICRO, SMALL & MEDIUM ENTERPRIS	79000	...	79000	106000	10000	116000	106000	...	106000
16	MINISTRY OF LABOUR AND EMPLOYMENT	102239	508877	611116	100200	946612	1046812	66500	1186895	1253395
17	MINISTRY OF SHIPNG, RD.TRANSPORT & HIGHWAYS	37760	29627	67387	70900	27566	98466	168000	36000	204000
18	MINISTRY OF SOCIAL JUSTICE & EMPOWERMENT	4400	...	4400	10000	...	10000	15000	...	15000
19	MINISTRY OF TOURISM
20	MINISTRY OF CULTURE	3389281	3492434	6881715	4358000	4448000	8806000	4887300	4092000	8979300
21	MINISTRY OF TRIBAL AFFAIRS	254276	32445	286721	462000	41200	503200	532000	43200	575200
22	MINISTRY OF URBAN DEVELOPMENT	39920	...	39920	153600	...	153600	472610	...	472610
23	MINISTRY OF WATER RESOURCES
24	MINISTRY OF YOUTH AFFAIRS & SPORTS	375789	591327	967116	5537400	719200	6256600	6915000	728900	7643900
25	M/O CONSUMER AFFAIRS, FOOD & PUB. DISTRIBUTU.	1469	32388	33857	23000	34300	57300	25000	82700	107700
26	MINISTRY OF EARTH SIENCE
27	MINISTRY OF MINES	57751	...	57751	37600	...	37600	48300	...	48300
28	MINISTRY OF DEVELOPMENT OF N. E. REGION
29	DEPARTMENT OF WOMEN AND CHILD DEVELOPMENT
30	MINISTRY OF COAL	60000	...	60000	128600	...	128600	100000	...	100000
31	DEPARTMENT OF POSTAL SERVICES	22537	1288	23825	28300	1500	29800	30000	1550	31550
32	MINISTRY OF FOOD PROCESSING INDUSTRIES	...	1500	1500	...	2200	2200	...	1300	1300
33	M/O. HOUSING & URB.POVERTY ALLEVIATION	62823	9081	71904	146000	12500	158500	170000	17500	187500
34	MINISTRY OF MINORITY AFFAIRS	...	16	16	...	1500	1500	...	2000	2000
35	MINISTRY OF NEW & RENEWABLE ENERGY	1686	...	1686	6000	...	6000	41000	...	41000
36	DEPARTMENT OF ATOMIC ENERGY	2759331	6751289	9510620	4003400	7194125	11197525	4987500	7557800	12545300
37	DEPARTMENT OF TEXTILES	139273	156297	295570	148500	162185	310685	408800	152753	561553
38	MINISTRY OF HRD (BOTH DEPTS.)	203804800	34929898	238734698	254523500	41363600	295887100	344000000	43093700	387093700
	TOTAL	270826545	61067878	331894423	304103713	66151445	370255158	385097793	67850183	452947976

..NICNET..

STATEMENT NO.(1): BUDGETED PROVISION FOR EDUCATION & TRAINING (OTHER DEPTTS. ONLY) AT THE CENTRE (REVENUE ACCOUNT)

SCHEME: TRAINING (FORMAL)

(RUPEES IN THOUSANDS)

S.No.	MINISTRY/DEPARTMENT	2006-07 (ACTUALS)			2007-08 (R. E.)			2008-09 (B. E.)		
		PLAN	NON-PLAN	TOTAL	PLAN	NON-PLAN	TOTAL	PLAN	NON-PLAN	TOTAL
1	MINISTRY OF RAILWAYS
2	MINISTRY OF AGRICULTURE	2005348	82491	2087839	2262600	109800	2372400	3535800	98500	3634300
3	MINISTRY OF CIVIL AVIATION	...	3078	3078	...	3862	3862	...	3510	3510
4	MINISTRY OF FINANCE	6275	77495	83770	7500	84529	92029	40000	128424	168424
5	MINISTRY OF DEFENCE
6	MINISTRY OF HOME AFFAIRS	4197	477856	482053	24500	120650	145150	13250	136050	149300
7	MINISTRY OF EXTERNAL AFFAIRS
8	MINISTRY OF ENVIRONMENT & FORESTS	150248	63626	213874	160900	75603	236503	250500	84500	335000
9	MINISTRY OF HEALTH & FAMILY WELFARE	2879433	2312667	5192100	2314867	2475533	4790400	1875667	2161667	4037334
10	MINISTRY OF INFORMATION & BROADCASTING	935	5026	5961	980	6400	7380	5000	6400	11400
11	MINISTRY OF POWER	85600	35948	121548	144000	30300	174300	200000	31800	231800
12	MINISTRY OF RURAL DEVELOPMENT
13	MINISTRY OF PANCHAYAT RAJ	269039	...	269039	330000	...	330000	550000	...	550000
14	MINISTRY OF SCIENCE & TECHNOLOGY	30364	58866	89230	40000	68700	108700	50000	78900	128900
15	MINISTRY OF MICRO, SMALL & MEDIUM ENTERPRIS	69392	...	69392	15000	...	15000	17500	...	17500
16	MINISTRY OF LABOUR AND EMPLOYMENT	73595	23515	97110	67679	26366	94045	54000	30880	84880
17	MINISTRY OF SHIPNG, RD. TRANSPORT & HIGHWAYS
18	MINISTRY OF SOCIAL JUSTICE & EMPOWERMENT
19	MINISTRY OF TOURISM
20	MINISTRY OF CULTURE
21	MINISTRY OF TRIBAL AFFAIRS
22	MINISTRY OF URBAN DEVELOPMENT	4645	35080	39725	90200	39700	129900	37390	42500	79890
23	MINISTRY OF WATER RESOURCES
24	MINISTRY OF YOUTH AFFAIRS & SPORTS
25	M/O CONSUMER AFFAIRS, FOOD & PUB. DISTRIBUTU.	1992	132848	134840	1500	138300	139800	3000	98000	101000
26	MINISTRY OF EARTH SIENCE
27	MINISTRY OF MINES	10104	...	10104	12800	...	12800	11700	...	11700
28	MINISTRY OF DEVELOPMENT OF N. E. REGION
29	DEPARTMENT OF WOMEN AND CHILD DEVELOPMENT	650217	...	650217	730000	...	730000
30	MINISTRY OF COAL
31	DEPARTMENT OF POSTAL SERVICES	66616	107559	174175	258800	119500	378300	144000	124820	268820
32	MINISTRY OF FOOD PROCESSING INDUSTRIES
33	M/O. HOUSING & URB. POVERTY ALLEVIATION
34	MINISTRY OF MINORITY AFFAIRS
35	MINISTRY OF NEW & RENEWABLE ENERGY
36	DEPARTMENT OF ATOMIC ENERGY	...	41107	41107	...	42990	42990	...	43885	43885
37	DEPARTMENT OF TEXTILES
38	M/O PERS., GRIVE., PENSION & UPSC	360859	201761	562620	384500	315800	700300	570000	392200	962200
TOTAL		6668859	3658923	10327782	6845826	3658033	10503859	7357807	3462036	10819843

..NICNET..

STATEMENT NO.(1): BUDGETED PROVISION FOR EDUCATION & TRAINING (OTHER DEPTTS. ONLY) AT THE CENTRE (REVENUE ACCOUNT)

SCHEME: TRAINING (INFORMAL)

(RUPEES IN THOUSANDS)

S.No.	MINISTRY/DEPARTMENT	2006-07 (ACTUALS)			2007-08 (R.E.)			2008-09 (B.E.)		
		PLAN	NON-PLAN	TOTAL	PLAN	NON-PLAN	TOTAL	PLAN	NON-PLAN	TOTAL
1	MINISTRY OF AGRICULTURE	17141	53212	70353	12778	68100	80878	11800	69800	81600
2	MINISTRY OF HEALTH & FAMILY WELFARE	15933	56698	72631	12000	94000	106000	70000	110000	180000
3	M/O CONSUMER AFFAIRS, FOOD & PUB. DISTRIBUTION	11200	...	11200
TOTAL		33074	109910	142984	24778	162100	186878	93000	179800	272800

..NICNET..

STATEMENT NO.(1): BUDGETED PROVISION FOR EDUCATION & TRAINING (OTHER DEPTTS. ONLY) AT THE CENTRE (REVENUE ACCOUNT)

SCHEME: TOTAL		(RUPEES IN THOUSANDS)								
S.No.	MINISTRY/DEPARTMENT	2006-07 (ACTUALS)			2007-08 (R.E.)			2008-09 (B.E.)		
		PLAN	NON-PLAN	TOTAL	PLAN	NON-PLAN	TOTAL	PLAN	NON-PLAN	TOTAL
1	MINISTRY OF RAILWAYS	...	12867	12867	...	11038	11038	...	11957	11957
2	MINISTRY OF AGRICULTURE	2045764	198299	2244063	2291878	249200	2541078	3585900	243500	3829400
3	MINISTRY OF CIVIL AVIATION	...	20898	20898	3000	23390	26390	100	21725	21825
4	MINISTRY OF FINANCE	6275	755583	761858	7500	780682	788182	40000	810754	850754
5	MINISTRY OF HOME AFFAIRS	72406	5773116	5845522	144000	1129720	1273720	146500	1343800	1490300
6	MINISTRY OF ENVIRONMENT & FORESTS	793048	247486	1040534	780900	253003	1033903	911500	269500	1181000
7	MINISTRY OF HEALTH & FAMILY WELFARE	8383705	6860303	15244008	6776600	7348600	14125200	5594400	6391200	11985600
8	MINISTRY OF INFORMATION & BROADCASTING	1870	10052	11922	1960	12800	14760	10000	12800	22800
9	MINISTRY OF POWER	415800	35948	451748	544000	30300	574300	700000	31800	731800
10	MINISTRY OF RURAL DEVELOPMENT	34649707	...	34649707	14642100	...	14642100	40000	...	40000
11	MINISTRY OF PANCHAYAT RAJ	284325	...	284325	360000	...	360000	570000	...	570000
12	MINISTRY OF SCIENCE & TECHNOLOGY	30364	58866	89230	40000	68700	108700	50000	78900	128900
13	MINISTRY OF MICRO, SMALL & MEDIUM ENTERPRIS	148392	...	148392	121000	10000	131000	123500	...	123500
14	MINISTRY OF LABOUR AND EMPLOYMENT	175834	532392	708226	167879	972978	1140857	120500	1217775	1338275
15	MINISTRY OF SHIPNG, RD.TRANSPORT & HIGHWAYS	37760	29627	67387	70900	27566	98466	168000	36000	204000
16	MINISTRY OF SOCIAL JUSTICE & EMPOWERMENT	4400	...	4400	10000	...	10000	15000	...	15000
17	MINISTRY OF CULTURE	3389281	3492434	6881715	4358000	4448000	8806000	4887300	4092000	8979300
18	MINISTRY OF TRIBAL AFFAIRS	254276	32445	286721	462000	41200	503200	532000	43200	575200
19	MINISTRY OF URBAN DEVELOPMENT	44565	35080	79645	243800	39700	283500	510000	42500	552500
20	MINISTRY OF YOUTH AFFAIRS & SPORTS	375789	591327	967116	5537400	719200	6256600	6915000	728900	7643900
21	M/O CONSUMER AFFAIRS, FOOD & PUB. DISTRIBU.	3461	165236	168697	24500	172600	197100	39200	180700	219900
22	MINISTRY OF MINES	67855	...	67855	50400	...	50400	60000	...	60000
23	DEPARTMENT OF WOMEN AND CHILD DEVELOPMENT	650217	...	650217	730000	...	730000
24	MINISTRY OF COAL	60000	...	60000	128600	...	128600	100000	...	100000
25	DEPARTMENT OF POSTAL SERVICES	89153	108847	198000	287100	121000	408100	174000	126370	300370
26	MINISTRY OF FOOD PROCESSING INDUSTRIES	...	1500	1500	...	2200	2200	...	1300	1300
27	MINISTRY OF MINORITY AFFAIRS	...	16	16	...	1500	1500	...	2000	2000
28	MINISTRY OF NEW & RENEWABLE ENERGY	1686	...	1686	6000	...	6000	41000	...	41000
29	DEPARTMENT OF ATOMIC ENERGY	2759331	6792396	9551727	4003400	7237115	11240515	4987500	7601685	12589185
30	DEPARTMENT OF TEXTILES	139273	156297	295570	148500	162185	310685	408800	152753	561553
31	DEPARTMENT OF SPACE	18478281	3794037	22272318	14124900	4429500	18554400	17248400	4565000	21813400
32	M/O PERS., GRIVE., PENSION & UPSC	360859	201761	562620	384500	315800	700300	570000	392200	962200
33	MINISTRY OF HRD (BOTH DEPTS.)	203804800	34929898	238734698	254523500	41363600	295887100	344000000	43093700	387093700
TOTAL		277528477	64836711	342365188	310974317	69971577	380945894	392548600	71492019	464040619

..NICNET..

STATEMENT NO. (2): BUDGET EXPENDITURE ON EDUCATION & TRAINING BY EDUCATION & OTHER DEPARTMENTS (REVENUE ACCOUNT)

BUDGET : 2006-07(ACTUAL)

(RUPEES IN THOUSANDS)

S. NO.	STATE / UNION TERRITORY	EDUCATION DEPARTMENT	OTHER DEPARTMENTS			GRAND TOTAL	
			EDUCATION	FORMAL	INFORMAL		TOTAL
1	ANDHRA PRADESH	57939477.00	20235464.00	590354.00	14754.00	20840572.00	78780049.00
2	ARUNACHAL PRADESH	2277346.00	230617.00	176182.00	2935.00	409734.00	2687080.00
3	ASSAM	25441350.00	3377016.00	345004.00	15335.00	3737355.00	29178705.00
4	BIHAR	48613301.00	2489282.00	774595.00	...	3263877.00	51877178.00
5	CHHATTISGARH	12912022.00	4902050.00	217009.00	...	5119059.00	18031081.00
6	GOA	3547223.00	487672.00	132753.00	1700.00	622125.00	4169348.00
7	GUJARAT	45882340.00	6515572.00	1892585.00	93434.00	8501591.00	54383931.00
8	HARYANA	21864688.00	3002986.00	1571112.00	10281.00	4584379.00	26449067.00
9	HIMACHAL PRADESH	13069861.00	843015.00	552481.00	161285.00	1556781.00	14626642.00
10	JAMMU & KASHMIR	9413280.00	137796.00	25509.00	37.00	163342.00	9576622.00
11	JHARKHAND	11380124.00	1873842.00	682673.00	10659.00	2567174.00	13947298.00
12	KARNATAKA	55215858.00	4325601.00	2307199.00	77645.00	6710445.00	61926303.00
13	KERALA	38226471.00	5660749.00	919295.00	241.00	6580285.00	44806756.00
14	MADHYA PRADESH	35698757.00	6452970.00	1203157.00	34654.00	7690781.00	43389538.00
15	MAHARASHTRA	118426311.00	23464090.00	4025647.00	...	27489737.00	145916048.00
16	MANIPUR	3109831.00	178688.00	93390.00	3492.00	275570.00	3385401.00
17	MEGHALAYA	3048608.00	400882.00	135384.00	...	536266.00	3584874.00
18	MIZORAM	2442754.00	198780.00	85704.00	4628.00	289112.00	2731866.00
19	NAGALAND	2997284.00	231118.00	158777.00	30.00	389925.00	3387209.00
20	ORISSA	24322223.00	2460119.00	471388.00	383859.00	3315366.00	27637589.00
21	PUNJAB	22763650.00	1858867.00	628788.00	...	2487655.00	25251305.00
22	RAJASTHAN	48559886.00	2414862.00	868835.00	...	3283697.00	51843583.00
23	SIKKIM	1921562.00	118235.00	111762.00	9707.00	239704.00	2161266.00
24	TAMIL NADU	59429703.00	8695576.00	2203794.00	11757.00	10911127.00	70340830.00
25	TRIPURA	4844326.00	137944.00	39930.00	821.00	178695.00	5023021.00
26	UTTARAKHAND	13663562.00	14950447.00	311798.00	...	15262245.00	28925807.00
27	UTTAR PRADESH	95392663.00	20564241.00	2428870.00	...	22993111.00	118385774.00
28	WEST BENGAL	58892533.00	3326675.00	451717.00	10317.00	3788709.00	62681242.00
TOTAL (STATES)		841296994.00	139535156.00	23405692.00	847571.00	163788419.00	1005085413.00
29	A. & N. ISLANDS	1199253.00	48370.00	53175.00	231.00	101776.00	1301029.00
30	CHANDIGARH	1861935.00	433968.00	186744.00	...	620712.00	2482647.00
31	DADRA & NAGAR HAVELI	224425.00	11658.00	6807.00	...	18465.00	242890.00
32	DAMAN & DIU	198119.00	11371.00	14625.00	...	25996.00	224115.00
33	DELHI	17533184.00	591883.00	404368.00	4149.00	1000400.00	18533584.00
34	LAKSHADWEEP	274545.00	28170.00	7385.00	...	35555.00	310100.00
35	PUDUCHERRY	2080526.00	1089248.00	122484.00	2809.00	1214541.00	3295067.00
TOTAL (U.T.s)		23371987.00	2214668.00	795588.00	7189.00	3017445.00	26389432.00
TOTAL (STATES & U.T.s)		864668981.00	141749824.00	24201280.00	854760.00	166805864.00	1031474845.00
CENTRE TOTAL		238734698.00	93159725.00	10327782.00	142984.00	103630490.00	342365188.00
GRAND TOTAL		1103403679.00	234909549.00	34529062.00	997744.00	270436354.00	1373840033.00

..NICNET..

STATEMENT NO. (2): BUDGET EXPENDITURE ON EDUCATION & TRAINING BY EDUCATION & OTHER DEPARTMENTS (REVENUE ACCOUNT)

BUDGET : 2007-08 (REVISED ESTIMATES)

(RUPEES IN THOUSANDS)

S. NO.	STATE / UNION TERRITORY	EDUCATION DEPARTMENT	OTHER DEPARTMENTS				GRAND TOTAL
			EDUCATION	FORMAL	INFORMAL	TOTAL	
1	ANDHRA PRADESH	73135217.00	27184121.00	867805.00	16441.00	28068367.00	101203584.00
2	ARUNACHAL PRADESH	2890950.00	368521.00	212368.00	2022.00	582911.00	3473861.00
3	ASSAM	35120447.00	6529735.00	567929.00	20212.00	7117876.00	42238323.00
4	BIHAR	50269823.00	4164328.00	1299720.00	...	5464048.00	55733871.00
5	CHHATTISGARH	18496166.00	5851166.00	499785.00	...	6350951.00	24847117.00
6	GOA	3632946.00	487569.00	148113.00	1460.00	637142.00	4270088.00
7	GUJARAT	48023928.00	6710414.00	2181074.00	154697.00	9046185.00	57070113.00
8	HARYANA	28350991.00	3666237.00	1889501.00	14640.00	5570378.00	33921369.00
9	HIMACHAL PRADESH	15096664.00	1005477.00	699325.00	106989.00	1811791.00	16908455.00
10	JAMMU & KASHMIR	11128204.00	166308.00	64695.00	1105.00	232108.00	11360312.00
11	JHARKHAND	21705426.00	4495650.00	1514819.00	25678.00	6036147.00	27741573.00
12	KARNATAKA	64872730.00	5820976.00	3772222.00	99002.00	9692200.00	74564930.00
13	KERALA	47448959.00	7188287.00	1223430.00	1000.00	8412717.00	55861676.00
14	MADHYA PRADESH	39293634.00	9288655.00	1803425.00	40190.00	11132270.00	50425904.00
15	MAHARASHTRA	133671933.00	28244839.00	4452070.00	...	32696909.00	166368842.00
16	MANIPUR	3408961.00	259445.00	123950.00	3148.00	386543.00	3795504.00
17	MEGHALAYA	3705896.00	552647.00	172629.00	...	725276.00	4431172.00
18	MIZORAM	2819921.00	206284.00	123410.00	5930.00	335624.00	3155545.00
19	NAGALAND	3224233.00	281867.00	193341.00	945.00	476153.00	3700386.00
20	ORISSA	30412432.00	3498347.00	552930.00	403113.00	4454390.00	34866822.00
21	PUNJAB	28768690.00	2097479.00	883041.00	...	2980520.00	31749210.00
22	RAJASTHAN	54661984.00	2699446.00	968000.00	...	3667446.00	58329430.00
23	SIKKIM	2209870.00	140115.00	173862.00	13322.00	327299.00	2537169.00
24	TAMIL NADU	72393230.00	11535088.00	2992551.00	16427.00	14544066.00	86937296.00
25	TRIPURA	5247605.00	177835.00	45101.00	1297.00	224233.00	5471838.00
26	UTTARAKHAND	16088747.00	17479093.00	558599.00	...	18037692.00	34126439.00
27	UTTAR PRADESH	97183248.00	31594957.00	4568905.00	...	36163862.00	133347110.00
28	WEST BENGAL	68556035.00	4312522.00	538050.00	12160.00	4862732.00	73418767.00
TOTAL (STATES)		981818870.00	186007408.00	33090650.00	939778.00	220037836.00	1201856706.00
29	A. & N. ISLANDS	1316000.00	45800.00	59807.00	730.00	106337.00	1422337.00
30	CHANDIGARH	2144200.00	478830.00	194417.00	...	673247.00	2817447.00
31	DADRA & NAGAR HAVELI	296500.00	19200.00	6910.00	...	26110.00	322610.00
32	DAMAN & DIU	207100.00	14400.00	12500.00	...	26900.00	234000.00
33	DELHI	21238793.00	888778.00	513481.00	6000.00	1408259.00	22647052.00
34	LAKSHADWEEP	337100.00	60800.00	12409.00	...	73209.00	410309.00
35	PUDUCHERRY	2332223.00	1078473.00	128980.00	3126.00	1210579.00	3542802.00
TOTAL (U.T.s)		27871916.00	2586281.00	928504.00	9856.00	3524641.00	31396557.00
TOTAL (STATES & U.T.s)		1009690786.00	188593689.00	34019154.00	949634.00	223562477.00	1233253263.00
CENTRE TOTAL		295887100.00	74368058.00	10503859.00	186878.00	85058794.00	380945894.00
GRAND TOTAL		1305577886.00	262961747.00	44523013.00	1136512.00	308621271.00	1614199157.00

..NICNET..

STATEMENT NO. (2): BUDGET EXPENDITURE ON EDUCATION & TRAINING BY EDUCATION & OTHER DEPARTMENTS (REVENUE ACCOUNT)

BUDGET : 2008-09(BUDGET ESTIMATES)

(RUPEES IN THOUSANDS)

S. NO.	STATE / UNION TERRITORY	EDUCATION DEPARTMENT	OTHER DEPARTMENTS				GRAND TOTAL
			EDUCATION	FORMAL	INFORMAL	TOTAL	
1	ANDHRA PRADESH	87256738.00	36039198.00	1419237.00	18852.00	37477287.00	124734025.00
2	ARUNACHAL PRADESH	2532885.00	229864.00	190624.00	2546.00	423034.00	2955919.00
3	ASSAM	36424713.00	6419452.00	653943.00	23898.00	7097293.00	43522006.00
4	BIHAR	66062770.00	4273814.00	1516231.00	..	5790045.00	71852815.00
5	CHHATTISGARH	21369069.00	6841069.00	616354.00	..	7457423.00	28826492.00
6	GOA	3813763.00	594349.00	159125.00	1560.00	755034.00	4568797.00
7	GUJARAT	51772644.00	6840532.00	2729691.00	94635.00	9664858.00	61437502.00
8	HARYANA	31326812.00	4065596.00	2287494.00	17030.00	6370120.00	37696932.00
9	HIMACHAL PRADESH	18911605.00	953621.00	717865.00	130217.00	1801703.00	20713308.00
10	JAMMU & KASHMIR	14632702.00	764327.00	252746.00	3297.00	332510.00	14965212.00
11	JHARKHAND	25827558.00	4261574.00	2111328.00	..	6372902.00	32200460.00
12	KARNATAKA	84478951.00	6948553.00	5110923.00	160024.00	12219500.00	96698451.00
13	KERALA	53827054.00	7709815.00	1376219.00	1000.00	9087034.00	62914088.00
14	MADHYA PRADESH	49268696.00	9775436.00	2057059.00	40590.00	11873085.00	61141781.00
15	MAHARASHTRA	138844076.00	28259225.00	3344916.00	..	31604141.00	170448217.00
16	MANIPUR	3734561.00	221950.00	120744.00	3463.00	346157.00	4080718.00
17	MEGHALAYA	3705896.00	552647.00	172629.00	..	725276.00	4431172.00
18	MIZORAM	3011270.00	216621.00	93085.00	6830.00	316536.00	3327806.00
19	NAGALAND	3385917.00	277301.00	184361.00	945.00	462607.00	3848524.00
20	ORISSA	35524765.00	4333983.00	465620.00	533261.00	5332864.00	40857629.00
21	PUNJAB	29535073.00	2689911.00	1111303.00	..	3801214.00	33336287.00
22	RAJASTHAN	64823865.00	3086245.00	1096725.00	..	4182970.00	69006835.00
23	SIKKIM	2480271.00	187723.00	212804.00	20070.00	420597.00	2900868.00
24	TAMIL NADU	90040210.00	13035330.00	3830113.00	14474.00	16879917.00	106920127.00
25	TRIPURA	5875585.00	189458.00	111471.00	1597.00	302526.00	6178111.00
26	UTTARAKHAND	17139030.00	18557108.00	643633.00	..	19200741.00	36339771.00
27	UTTAR PRADESH	105735451.00	28465762.00	5761862.00	..	34227624.00	139963075.00
28	WEST BENGAL	74785397.00	4666327.00	1300426.00	12856.00	5979609.00	80765006.00
TOTAL (STATES)		1126127327.00	199945210.00	39472252.00	1087145.00	240504607.00	1366631934.00
29	A. & N. ISLANDS	1382500.00	53600.00	63915.00	730.00	118245.00	1500745.00
30	CHANDIGARH	2133460.00	544173.00	205964.00	..	750137.00	2883597.00
31	DADRA & NAGAR HAVELI	315400.00	18000.00	7500.00	..	25500.00	340900.00
32	DAMAN & DIU	226500.00	17100.00	13450.00	..	30550.00	257050.00
33	DELHI	24125302.00	864251.00	635486.00	20300.00	1520037.00	25645339.00
34	LAKSHADWEEP	395700.00	46000.00	19578.00	..	65578.00	461278.00
35	PUDUCHERRY	2298577.00	794151.00	127919.00	3686.00	925756.00	3224333.00
TOTAL (U.T.s)		30877439.00	2337275.00	1073812.00	24716.00	3435803.00	34313242.00
TOTAL (STATES & U.T.s)		1157004766.00	202282485.00	40546064.00	1111861.00	243940410.00	1400945176.00
CENTRE TOTAL		387093700.00	65854276.00	10819842.00	272800.00	76946919.00	464040619.00
GRAND TOTAL		1544098466.00	268136761.00	51365906.00	1384661.00	320887329.00	1864985795.00

..NICNET..

STATEMENT NO (3) : PLAN & NON-PLAN BUDGET PROVISION FOR EDUCATION BY ALL DEPARTMENTS
(REVENUE ACCOUNT)
2006-07 (ACTUAL)

(RUPEES IN THOUSANDS)

S.NO.	STATE/ UNION TERRITORY	EDUCATION DEPARTMENT			OTHER DEPARTMENTS			TOTAL		
		PLAN	NON-PLAN	TOTAL	PLAN	NON-PLAN	TOTAL	PLAN	NON-PLAN	TOTAL
1	ANDHRA PRADESH	5373304.00	52566173.00	57939477.00	9588863.00	11251709.00	20840572.00	14962167.00	63817882.00	78780049.00
2	ARUNACHAL PRADESH	1307719.00	969627.00	2277346.00	70133.00	339601.00	409734.00	1377852.00	1309228.00	2687080.00
3	ASSAM	1032710.00	24408640.00	25441350.00	1094711.00	2642644.00	3737355.00	2127421.00	27051284.00	29178705.00
4	BIHAR	6514511.00	42098790.00	48613301.00	1029456.00	2234421.00	3263877.00	7543967.00	44333211.00	51877178.00
5	CHHATTISGARH	6180508.00	6731514.00	12912022.00	705158.00	4413901.00	5119059.00	6885666.00	11145415.00	18031081.00
6	GOA	909404.00	2637819.00	3547223.00	254944.00	367181.00	622125.00	1164348.00	3005000.00	4169348.00
7	GUJARAT	3446218.00	42436122.00	45882340.00	3949889.00	4551702.00	8501591.00	7396107.00	46987824.00	54383931.00
8	HARYANA	3848902.00	18015786.00	21864688.00	1526753.00	3057626.00	4584379.00	5375655.00	21073412.00	26449067.00
9	HIMACHAL PRADESH	2118906.00	10950955.00	13069861.00	996077.00	560704.00	1556781.00	3114983.00	11511659.00	14626642.00
10	JAMMU & KASHMIR	...	9413280.00	9413280.00	...	163342.00	163342.00	...	9576622.00	9576622.00
11	JHARKHAND	...	11380124.00	11380124.00	...	2567174.00	2567174.00	...	13947298.00	13947298.00
12	KARNATAKA	12425631.00	42790227.00	55215858.00	3300528.00	3409917.00	6710445.00	15726159.00	46200144.00	61926303.00
13	KERALA	1248536.00	36977935.00	38226471.00	2294378.00	4285907.00	6580285.00	3542914.00	41263842.00	44806756.00
14	MADHYA PRADESH	8509513.00	27189244.00	35698757.00	5471640.00	2219141.00	7690781.00	13981153.00	29408385.00	43389538.00
15	MAHARASHTRA	4419883.00	114006428.00	118426311.00	10488484.00	17001253.00	27489737.00	14908367.00	131007681.00	145916048.00
16	MANIPUR	488097.00	2621734.00	3109831.00	74413.00	201157.00	275570.00	562510.00	2822891.00	3385401.00
17	MEGHALAYA	954560.00	2094048.00	3048608.00	408843.00	127423.00	536266.00	1363403.00	2221471.00	3584874.00
18	MIZORAM	977388.00	1465366.00	2442754.00	196726.00	92386.00	289112.00	1174114.00	1557752.00	2731866.00
19	NAGALAND	476393.00	2520891.00	2997284.00	182546.00	207379.00	389925.00	658939.00	2728270.00	3387209.00
20	ORISSA	2930434.00	21391789.00	24322223.00	635922.00	2679444.00	3315366.00	3566356.00	24071233.00	27637589.00
21	PUNJAB	835253.00	21928397.00	22763650.00	109360.00	2378295.00	2487655.00	944613.00	24306692.00	25251305.00
22	RAJASTHAN	4925463.00	43634423.00	48559886.00	665690.00	1820007.00	3283697.00	5591153.00	46252430.00	51843583.00
23	SIKKIM	707795.00	1213767.00	1921562.00	174282.00	65422.00	239704.00	882077.00	1279189.00	2161266.00
24	TAMIL NADU	3650383.00	55779320.00	59429703.00	4341927.00	6569200.00	10911127.00	7992310.00	62348520.00	70340830.00
25	TRIPURA	479173.00	4365153.00	4844326.00	136572.00	42123.00	178695.00	615745.00	4407276.00	5023021.00
26	UTTARAKHAND	2869315.00	10794247.00	13663562.00	3473680.00	11788564.00	15262244.00	6342995.00	22582811.00	28925806.00
27	UTTAR PRADESH	14721616.00	80671047.00	95392663.00	12982067.00	10011044.00	22993111.00	27703683.00	90682091.00	118385774.00
28	WEST BENGAL	7319661.00	51572872.00	58892533.00	818919.00	2969790.00	3788709.00	8138580.00	54542662.00	62681242.00
TOTAL (STATES)		98671276.00	742625718.00	841296994.00	64971961.00	98816457.00	163788418.00	163643237.00	841442175.00	1005085412.00
29	A. & N. ISLANDS	373068.00	826185.00	1199253.00	58555.00	43221.00	101776.00	431623.00	869406.00	1301029.00
30	CHANDIGARH	243538.00	1618397.00	1861935.00	225954.00	394758.00	620712.00	469492.00	2013155.00	2482647.00
31	DADRA & NAGAR HAVELI	99299.00	125126.00	224425.00	14217.00	4248.00	18465.00	113516.00	129374.00	242890.00
32	DAMAN & DIU	47154.00	150965.00	198119.00	11652.00	14344.00	25996.00	58806.00	165309.00	224115.00
33	DELHI	3053851.00	14479333.00	17533184.00	408537.00	591863.00	1000400.00	3462388.00	15071196.00	18533584.00
34	LAKSHADWEEP	32285.00	242260.00	274545.00	15457.00	20098.00	35555.00	47742.00	262358.00	310100.00
35	PUDUCHERRY	823900.00	1256626.00	2080526.00	1020543.00	193998.00	1214541.00	1844443.00	1450624.00	3295067.00
TOTAL (U.T.s)		4673095.00	18698892.00	23371987.00	1754915.00	1262530.00	3017445.00	6428010.00	19961422.00	26389432.00
TOTAL (STATES & U.T.)		103344371.00	761324610.00	864668981.00	66726876.00	100078987.00	166805863.00	170071247.00	861403597.00	1031474844.00
CENTRAL TOTAL		203804800.00	34929898.00	238734698.00	73723677.00	29906813.00	103630490.00	277528477.00	64836711.00	342365188.00
GRAND TOTAL		307149171.00	796254508.00	1103403679.00	140450553.00	129985800.00	270436353.00	447599724.00	926240308.00	1373840032.00

..NICNET..

STATEMENT NO (3) : PLAN & NON-PLAN BUDGET PROVISION FOR EDUCATION BY ALL DEPARTMENTS
(REVENUE ACCOUNT)
2007-08 (REVISED ESTIMATES)

(RUPEES IN THOUSANDS)

S.NO.	STATE/ UNION TERRITORY	EDUCATION DEPARTMENT			OTHER DEPARTMENTS			TOTAL		
		PLAN	NON-PLAN	TOTAL	PLAN	NON-PLAN	TOTAL	PLAN	NON-PLAN	TOTAL
1	ANDHRA PRADESH	7423340.00	65711877.00	73135217.00	9665847.00	18402520.00	28068367.00	17089187.00	84114397.00	101203584.00
2	ARUNACHAL PRADESH	1875580.00	1015370.00	2890950.00	105025.00	477886.00	582911.00	1980605.00	1493256.00	3473861.00
3	ASSAM	864020.00	34256427.00	35120447.00	1906583.00	5211293.00	7117876.00	2770603.00	39467720.00	42238323.00
4	BIHAR	4084128.00	46185695.00	50269823.00	1762089.00	3701959.00	5464048.00	5846217.00	49887654.00	55733871.00
5	CHHATTISGARH	10375709.00	8120457.00	18496166.00	942703.00	5408256.00	6350959.00	11318412.00	13528713.00	24847125.00
6	GOA	646240.00	2986706.00	3632946.00	312163.00	324979.00	637142.00	958403.00	3311685.00	4270088.00
7	GUJARAT	4988224.00	43035704.00	48023928.00	4440550.00	4605635.00	9046185.00	9428774.00	47641339.00	57070113.00
8	HARYANA	7056543.00	21294448.00	28350991.00	2220940.00	3349438.00	5570378.00	9277483.00	24643886.00	33921369.00
9	HIMACHAL PRADESH	1836591.00	13260073.00	15096664.00	1093949.00	717842.00	1811791.00	2930540.00	13977915.00	16908455.00
10	JAMMU & KASHMIR	2265341.00	8862863.00	11128204.00	...	232108.00	232108.00	2265341.00	9094971.00	11360312.00
11	JHARKHAND	7016856.00	14688570.00	21705426.00	2742665.00	3293482.00	6036147.00	9759521.00	17982052.00	27741573.00
12	KARNATAKA	13678144.00	51194586.00	64872730.00	4591407.00	5100792.00	9692199.00	18269551.00	56295378.00	74564929.00
13	KERALA	1256857.00	46192102.00	47448959.00	2517863.00	5894854.00	8412717.00	3774720.00	52086956.00	55861676.00
14	MADHYA PRADESH	9083174.00	30210460.00	39293634.00	8485193.00	2647077.00	11132270.00	17568367.00	32857537.00	50425904.00
15	MAHARASHTRA	3716763.00	129955170.00	133671933.00	14429285.00	18267624.00	32696909.00	18146048.00	148222794.00	166368842.00
16	MANIPUR	511172.00	2897789.00	3408961.00	186145.00	200398.00	386543.00	697317.00	3098187.00	3795504.00
17	MEGHALAYA	1444050.00	2261846.00	3705896.00	586908.00	138368.00	725276.00	2030958.00	2400214.00	4431172.00
18	MIZORAM	1086100.00	1733821.00	2819921.00	190304.00	145320.00	335624.00	1276404.00	1879141.00	3155545.00
19	NAGALAND	272492.00	2951741.00	3224233.00	205600.00	270553.00	476153.00	478092.00	3222294.00	3700386.00
20	ORISSA	4058621.00	26353811.00	30412432.00	1175509.00	3278882.00	4454391.00	5234130.00	29632693.00	34866823.00
21	PUNJAB	1746302.00	27022388.00	28768690.00	242475.00	2738045.00	2980520.00	1988777.00	29760433.00	31749210.00
22	RAJASTHAN	5691697.00	48970287.00	54661984.00	849627.00	1871819.00	3667446.00	6541324.00	51788106.00	58329430.00
23	SIKKIM	890300.00	1319570.00	2209870.00	203944.00	123355.00	327299.00	1094244.00	1442925.00	2537169.00
24	TAMIL NADU	6228062.00	66165168.00	72393230.00	6295812.00	8248254.00	14544066.00	12523874.00	74413422.00	86937296.00
25	TRIPURA	283451.00	4964154.00	5247605.00	173489.00	50744.00	224233.00	456940.00	5014898.00	5471838.00
26	UTTARAKHAND	4122947.00	11965800.00	16088747.00	4944390.00	13093302.00	18037692.00	9067337.00	25059102.00	34126439.00
27	UTTAR PRADESH	9507556.00	87675692.00	97183248.00	17083929.00	19079933.00	36163862.00	26591485.00	106755625.00	133347110.00
28	WEST BENGAL	8297060.00	60258975.00	68556035.00	944677.00	3918055.00	4862732.00	9241737.00	64177030.00	73418767.00
TOTAL (STATES)		120307320.00	861511550.00	981818870.00	88299071.00	131738773.00	220037844.00	208606391.00	993250323.00	1201856714.00
29	A. & N. ISLANDS	412000.00	904000.00	1316000.00	54283.00	52054.00	106337.00	466283.00	956054.00	1422337.00
30	CHANDIGARH	339800.00	1804400.00	2144200.00	250250.00	422997.00	673247.00	590050.00	2227397.00	2817447.00
31	DADRA & NAGAR HAVELI	156200.00	140300.00	296500.00	21710.00	4400.00	26110.00	177910.00	144700.00	322610.00
32	DAMAN & DIU	52400.00	154700.00	207100.00	12100.00	14800.00	26900.00	64500.00	169500.00	234000.00
33	DELHI	4868993.00	16369800.00	21238793.00	732555.00	675704.00	1408259.00	5601548.00	17045504.00	22647052.00
34	LAKSHADWEEP	50600.00	286500.00	337100.00	51975.00	21234.00	73209.00	102575.00	307734.00	410309.00
35	PUDUCHERRY	974167.00	1358056.00	2332223.00	990511.00	220068.00	1210579.00	1964678.00	1578124.00	3542802.00
TOTAL (U.T.s)		6854160.00	21017756.00	27871916.00	2113384.00	1411257.00	3524641.00	8967544.00	22429013.00	31396557.00
TOTAL (STATES & U.T.)		127161480.00	882529306.00	1009690786.00	90412455.00	133150030.00	223562485.00	217573935.00	1015679336.00	1233253271.00
CENTRAL TOTAL		254523500.00	41363600.00	295887100.00	56450817.00	28607977.00	85058794.00	310974317.00	69971577.00	380945894.00
GRAND TOTAL		381684980.00	923892906.00	1305577886.00	146863272.00	161758007.00	308621279.00	528548252.00	1085650913.00	1614199165.00

..NICNET..

STATEMENT NO (3) : PLAN & NON-PLAN BUDGET PROVISION FOR EDUCATION BY ALL DEPARTMENTS
(REVENUE ACCOUNT)
2008-09 (BUDGET ESTIMATES)

(RUPEES IN THOUSANDS)

S.NO.	STATE/ UNION TERRITORY	EDUCATION DEPARTMENT			OTHER DEPARTMENTS			TOTAL		
		PLAN	NON-PLAN	TOTAL	PLAN	NON-PLAN	TOTAL	PLAN	NON-PLAN	TOTAL
1	ANDHRA PRADESH	18026098.00	69230640.00	87256738.00	18032231.00	19445056.00	37477287.00	36058329.00	88675696.00	124734025.00
2	ARUNACHAL PRADESH	1502556.00	1030329.00	2532885.00	91824.00	331210.00	423034.00	1594380.00	1361539.00	2955919.00
3	ASSAM	1399720.00	35024993.00	36424713.00	2218842.00	4878451.00	7097293.00	3618562.00	39903444.00	43522006.00
4	BIHAR	13085909.00	52976861.00	66062770.00	1782119.00	4007926.00	5790045.00	14868028.00	56984787.00	71852815.00
5	CHHATTISGARH	11927887.00	9441182.00	21369069.00	1422808.00	6034615.00	7457423.00	13350695.00	15475797.00	28826492.00
6	GOA	649347.00	3164416.00	3813763.00	385914.00	369120.00	755034.00	1035261.00	3533536.00	4568797.00
7	GUJARAT	7414604.00	44358040.00	51772644.00	5783735.00	3881123.00	9664858.00	13198339.00	48239163.00	61437502.00
8	HARYANA	8674074.00	22652738.00	31326812.00	2809474.00	3560646.00	6370120.00	11483548.00	26213384.00	37696932.00
9	HIMACHAL PRADESH	720746.00	18190859.00	18911605.00	524089.00	1277614.00	1801703.00	1244835.00	19468473.00	20713308.00
10	JAMMU & KASHMIR	3108689.00	11524013.00	14632702.00	..	332510.00	332510.00	3108689.00	11856523.00	14965212.00
11	JHARKHAND	7820000.00	18007558.00	25827558.00	3163940.00	3208962.00	6372902.00	10983940.00	21216520.00	32200460.00
12	KARNATAKA	18091508.00	66387443.00	84478951.00	7070072.00	5149428.00	12219500.00	25161580.00	71536871.00	96698451.00
13	KERALA	1674703.00	52152351.00	53827054.00	3230907.00	5856127.00	9087034.00	4905610.00	58008478.00	62914088.00
14	MADHYA PRADESH	12026096.00	37242600.00	49268696.00	8902303.00	2970782.00	11873085.00	20928399.00	40213382.00	61141781.00
15	MAHARASHTRA	3540531.00	135303545.00	138844076.00	13843641.00	17760500.00	31604141.00	17384172.00	153064045.00	170448217.00
16	MANIPUR	570055.00	3164506.00	3734561.00	148445.00	197712.00	346157.00	718500.00	3362218.00	4080718.00
17	MEGHALAYA	1444050.00	2261846.00	3705896.00	586908.00	138368.00	725276.00	2030958.00	2400214.00	4431172.00
18	MIZORAM	1141500.00	1869770.00	3011270.00	186197.00	130339.00	316536.00	1327697.00	2000109.00	3327806.00
19	NAGALAND	305436.00	3080481.00	3385917.00	183598.00	279009.00	462607.00	489034.00	3359490.00	3848524.00
20	ORISSA	6977535.00	28547230.00	35524765.00	1856317.00	3476547.00	5332864.00	8833852.00	32023777.00	40857629.00
21	PUNJAB	2098667.00	27436406.00	29535073.00	898011.00	2903203.00	3801214.00	2996678.00	30339609.00	33336287.00
22	RAJASTHAN	7426154.00	57397711.00	64823865.00	943988.00	3238982.00	4182970.00	8370142.00	60636693.00	69006835.00
23	SIKKIM	1059756.00	1420515.00	2480271.00	275544.00	145053.00	420597.00	1335300.00	1565568.00	2900868.00
24	TAMIL NADU	6949695.00	83090515.00	90040210.00	6394532.00	10485385.00	16879917.00	13344227.00	93575900.00	106920127.00
25	TRIPURA	315399.00	5560186.00	5875585.00	244604.00	57922.00	302526.00	560003.00	5618108.00	6178111.00
26	UTTARAKHAND	4182001.00	12957029.00	17139030.00	5136666.00	14064075.00	19200741.00	9318667.00	27021104.00	36339771.00
27	UTTAR PRADESH	9416551.00	96318900.00	105735451.00	13966904.00	20260720.00	34227624.00	23383455.00	116579620.00	139963075.00
28	WEST BENGAL	10469605.00	64315792.00	74785397.00	1380066.00	4599543.00	5979609.00	11849671.00	68915335.00	80765006.00
TOTAL (STATES)		162018872.00	964108455.00	1126127327.00	101463679.00	139040928.00	240504607.00	263482551.00	1103149383.00	1366631934.00
29	A. & N. ISLANDS	412000.00	970500.00	1382500.00	64241.00	54004.00	118245.00	476241.00	1024504.00	1500745.00
30	CHANDIGARH	336500.00	1796960.00	2133460.00	310100.00	440037.00	750137.00	646600.00	2236997.00	2883597.00
31	DADRA & NAGAR HAVELI	161600.00	153800.00	315400.00	20300.00	5200.00	25500.00	181900.00	159000.00	340900.00
32	DAMAN & DIU	63800.00	162700.00	226500.00	15300.00	15250.00	30550.00	79100.00	177950.00	257050.00
33	DELHI	4583600.00	19541702.00	24125302.00	735977.00	784060.00	1520037.00	5319577.00	20325762.00	25645339.00
34	LAKSHADWEEP	91900.00	303800.00	395700.00	39573.00	26005.00	65578.00	131473.00	329805.00	461278.00
35	PUDUCHERRY	894949.00	1403628.00	2298577.00	694533.00	231223.00	925756.00	1589482.00	1634851.00	3224333.00
TOTAL (U.T.s)		6544349.00	24333090.00	30877439.00	1880024.00	1555779.00	3435803.00	8424373.00	25888869.00	34313242.00
TOTAL (STATES & U.T.)		168563221.00	988441545.00	1157004766.00	103343703.00	140596707.00	243940410.00	271906924.00	1129038252.00	1400945176.00
CENTRAL TOTAL		344000000.00	43093700.00	387093700.00	48548600.00	28398319.00	76946919.00	392548600.00	71492019.00	464040619.00
GRAND TOTAL		512563221.00	1031535245.00	1544098466.00	151892303.00	168995026.00	320887329.00	664455524.00	1200530271.00	1864985795.00

..NICNET..

STATEMENT NO (3-A) : PERCENTAGE OF TOTAL PLAN & NON-PLAN BUDGETED EXPENDITURE ON EDUCATION
DEPARTMENT TO THE TOTAL STATE PLAN & NON-PLAN BUDGETED EXPENDITURE
(REVENUE ACCOUNT)

(RUPEES IN CRORES)

S.NO	STATE/UNION TERRITORY	2006-07(ACTUALS)			2007-08(R.E.)			2008-09(B.E.)		
		PLAN	NON-PLAN	TOTAL	PLAN	NON-PLAN	TOTAL	PLAN	NON-PLAN	TOTAL
1	ANDHRA PRADESH	5.64	16.47	13.98	4.71	16.47	13.14	6.94	15.64	12.43
2	ARUNACHAL PRADESH	16.12	8.93	12.00	15.93	6.93	10.94	8.46	8.68	8.55
3	ASSAM	5.29	25.68	22.21	2.00	26.27	20.24	2.81	23.27	18.18
4	BIHAR	19.85	24.33	23.62	9.90	22.38	20.30	19.49	23.84	22.83
5	CHHATTISGARH	23.69	10.87	14.67	22.45	10.18	14.68	20.69	11.64	15.40
6	GOA	18.86	13.28	14.37	9.87	13.24	12.48	8.94	12.37	11.61
7	GUJARAT	6.43	17.77	15.70	6.41	17.32	14.71	7.40	15.72	13.54
8	HARYANA	15.68	12.95	13.36	20.67	14.47	15.63	20.97	14.03	15.45
9	HIMACHAL PRADESH	16.33	17.26	17.10	15.88	19.65	19.10	9.25	21.28	20.27
10	JAMMU & KASHMIR	...	10.15	9.35	42.04	7.95	9.52	42.74	10.29	12.27
11	JHARKHAND	...	16.14	10.13	15.52	17.13	16.57	15.00	21.52	19.02
12	KARNATAKA	15.88	16.71	16.51	14.95	17.83	17.14	15.13	19.67	18.48
13	KERALA	5.40	19.98	18.36	4.36	19.86	18.15	4.60	21.15	19.02
14	MADHYA PRADESH	15.61	16.08	15.96	12.86	15.56	14.84	14.46	16.02	15.61
15	MAHARASHTRA	5.39	21.44	19.29	3.43	23.46	20.18	2.42	21.04	17.59
16	MANIPUR	11.62	13.14	12.88	8.79	15.55	13.95	10.24	16.36	14.99
17	MEGHALAYA	16.85	15.62	15.98	10.84	16.14	13.56	9.29	13.91	11.65
18	MIZORAM	16.22	13.15	14.22	15.18	13.78	14.29	17.18	13.67	14.81
19	NAGALAND	10.65	14.20	13.49	4.51	14.17	12.00	5.86	14.28	12.64
20	ORISSA	10.75	16.40	15.42	9.30	17.19	15.44	13.00	16.46	15.65
21	PUNJAB	8.52	12.49	12.28	9.64	11.91	11.75	9.53	11.90	11.69
22	RAJASTHAN	12.96	20.63	19.46	10.83	19.88	18.29	11.81	22.49	20.38
23	SIKKIM	21.03	7.83	10.18	18.69	6.78	9.12	18.80	8.49	11.09
24	TAMIL NADU	5.07	17.96	15.53	6.84	18.13	15.88	6.75	20.21	17.51
25	TRIPURA	9.78	21.91	19.51	4.49	21.34	17.74	4.19	20.39	16.88
26	UTTARAKHAND	18.13	22.05	21.10	17.42	20.67	19.73	16.62	21.08	19.79
27	UTTAR PRADESH	15.18	17.54	17.13	6.54	16.54	14.39	5.44	16.74	14.13
28	WEST BENGAL	15.24	17.57	17.24	11.42	18.69	17.36	12.27	18.43	17.22
TOTAL (STATES)		11.58	17.87	16.64	9.47	17.98	16.20	9.97	18.23	16.29
29	A. & N. ISLANDS	11.55	8.46	9.23	11.39	10.46	10.73	11.32	11.16	11.20
30	CHANDIGARH	17.45	15.23	15.48	20.81	15.55	16.20	23.29	15.32	16.19
31	DADRA & NAGAR HAVELI	28.32	1.70	2.92	28.49	1.59	3.17	27.29	1.51	2.92
32	DAMAN & DIU	19.95	5.03	6.12	16.69	3.39	4.24	17.92	3.55	4.59
33	DELHI	14.88	25.39	22.61	13.70	24.99	21.02	12.49	25.97	21.56
34	LAKSHADWEEP	10.47	9.42	9.54	8.35	9.74	9.50	10.61	10.16	10.26
35	PUDUCHERRY	11.78	10.24	10.80	11.80	9.69	10.47	5.81	9.76	7.72
TOTAL (U.T.)		14.15	18.22	17.23	13.57	18.11	16.73	11.09	19.04	16.53
TOTAL (STATES & U.T.)		11.05	17.88	16.65	9.63	17.98	16.21	10.01	18.25	16.29

..NICNET..

STATEMENT NO (3-B) : PERCENTAGE OF TOTAL PLAN & NON-PLAN BUDGETED EXPENDITURE ON EDUCATION & OTHER
DEPARTMENT TO THE TOTAL STATE PLAN & NON-PLAN BUDGETED EXPENDITURE
(REVENUE ACCOUNT)

(RUPEES IN CRORES)

S.NO.	STATE/ UNION TERRITORY	2006-07(ACTUALS)			2007-08(R.E.)			2008-09(B.E.)		
		PLAN	NON-PLAN	TOTAL	PLAN	NON-PLAN	TOTAL	PLAN	NON-PLAN	TOTAL
1	ANDHRA PRADESH	15.72	19.99	19.01	10.84	21.08	18.18	13.89	20.04	17.76
2	ARUNACHAL PRADESH	16.99	12.05	14.16	16.82	10.20	13.15	8.98	11.47	9.98
3	ASSAM	10.90	28.46	25.47	6.43	30.26	24.34	7.26	26.51	21.72
4	BIHAR	22.99	25.62	25.20	14.17	24.17	22.51	22.14	25.64	24.83
5	CHHATTISGARH	26.40	17.99	20.48	24.49	16.96	19.72	23.16	19.07	20.77
6	GOA	24.14	15.13	16.89	14.63	14.68	14.67	14.25	13.82	13.91
7	GUJARAT	13.80	19.68	18.60	12.11	19.17	17.48	13.18	17.10	16.07
8	HARYANA	21.90	15.15	16.16	27.17	16.74	18.70	27.76	16.24	18.59
9	HIMACHAL PRADESH	24.00	18.14	19.13	25.34	20.71	21.39	15.97	22.77	22.21
10	JAMMU & KASHMIR	...	10.33	9.51	42.04	8.16	9.72	42.74	10.59	12.55
11	JHARKHAND	...	19.78	12.41	21.59	20.97	21.18	21.06	25.36	23.71
12	KARNATAKA	20.10	18.04	18.52	19.97	19.61	19.70	21.04	21.19	21.15
13	KERALA	15.32	22.29	21.52	13.10	22.39	21.37	13.48	23.52	22.23
14	MADHYA PRADESH	25.64	17.39	19.40	24.87	16.92	19.04	25.16	17.30	19.37
15	MAHARASHTRA	18.17	24.63	23.77	16.76	26.76	25.12	11.87	23.81	21.59
16	MANIPUR	13.39	14.15	14.02	12.00	16.63	15.53	12.91	17.38	16.38
17	MEGHALAYA	24.07	16.57	18.79	15.25	17.13	16.21	13.07	14.76	13.93
18	MIZORAM	19.48	13.97	15.91	17.84	14.93	15.99	19.98	14.62	16.37
19	NAGALAND	14.74	15.37	15.24	7.91	15.46	13.77	9.39	15.57	14.37
20	ORISSA	13.08	18.45	17.52	11.99	19.33	17.70	16.46	18.47	17.99
21	PUNJAB	9.63	13.84	13.62	10.98	13.12	12.96	13.61	13.16	13.20
22	RAJASTHAN	14.71	21.86	20.78	12.45	21.03	19.52	13.32	23.76	21.70
23	SIKKIM	26.21	8.25	11.45	22.97	7.41	10.47	23.68	9.36	12.97
24	TAMIL NADU	11.10	20.07	18.38	13.75	20.39	19.06	12.95	22.76	20.79
25	TRIPURA	12.57	22.12	20.23	7.23	21.55	18.50	7.43	20.60	17.75
26	UTTARAKHAND	40.08	46.14	44.66	38.32	43.29	41.85	37.04	43.96	41.95
27	UTTAR PRADESH	28.56	19.71	21.25	18.30	20.14	19.74	13.51	20.27	18.70
28	WEST BENGAL	16.94	18.58	18.35	12.72	19.91	18.59	13.89	19.74	18.59
TOTAL (STATES)		19.20	20.25	19.88	16.42	20.73	19.83	16.22	20.86	19.77
29	A. & N. ISLANDS	13.36	8.90	10.01	12.89	11.06	11.60	13.08	11.78	12.16
30	CHANDIGARH	33.64	18.94	20.65	36.13	19.20	21.29	44.75	19.07	21.88
31	DADRA & NAGAR HAVELI	32.38	1.76	3.16	32.45	1.65	3.45	30.72	1.56	3.16
32	DAMAN & DIU	24.88	5.51	6.92	20.54	3.71	4.79	22.21	3.89	5.21
33	DELHI	16.87	26.42	23.90	15.76	26.02	22.41	14.50	27.02	22.91
34	LAKSHADWEEP	15.49	10.21	10.77	16.93	10.46	11.57	15.19	11.03	11.96
35	PUDUCHERRY	26.37	11.82	17.10	23.80	11.26	15.91	10.31	11.37	10.82
TOTAL (U.T.)		19.46	19.45	19.45	17.75	19.32	18.85	14.28	20.25	18.37
TOTAL (STATES & U.T.)		18.19	20.23	19.86	16.47	20.69	19.80	16.15	20.84	19.73

STATEMENT NO (4) : TOTAL STATE BUDGETED EXPENDITURE ON EDUCATION & TRAINING (REVENUE ACCOUNT)

(RUPEES IN THOUSANDS)

S.NO.	STATE/ UNION TERRITORY	2006-07(ACTUALS)			2007-08(R.E.)			2008-09(B.E.)		
		TOTAL STATE BUDGET	EXP. ON EDN. & TRAN. BY EDU. & OTHER DEPT.	% AGE OF COL(3) TO COL(2)	TOTAL STATE BUDGET	EXP. ON EDN. & TRAN. BY EDU. & OTHER DEPT.	% AGE OF COL(6) TO COL(5)	TOTAL STATE BUDGET	EXP. ON EDN. & TRAN. BY EDU. & OTHER DEPT.	% AGE OF COL(9) TO COL(8)
1	2	3	4	5	6	7	8	9	10	
1	ANDHRA PRADESH	414383900.00	78780049.00	19.01	556757800.00	101203584.00	18.18	702177100.00	124734025.00	17.76
2	ARUNACHAL PRADESH	18972339.00	2687080.00	14.16	26418700.00	3473861.00	13.15	29630000.00	2955919.00	9.98
3	ASSAM	114565300.00	29178705.00	25.47	173528000.00	42238323.00	24.34	200393200.00	43522006.00	21.72
4	BIHAR	205850300.00	51877178.00	25.20	247639200.00	55733871.00	22.51	289379000.00	71852815.00	24.83
5	CHHATTISGARH	88024300.00	18031081.00	20.48	125976200.00	24847125.00	19.72	138786200.00	28826492.00	20.77
6	GOA	24683100.00	4169348.00	16.89	29105900.00	4270088.00	14.67	32838900.00	4568797.00	13.91
7	GUJARAT	292321500.00	54383931.00	18.60	326395400.00	57070113.00	17.48	382257500.00	61437502.00	16.07
8	HARYANA	163621600.00	26449067.00	16.16	181350000.00	33921369.00	18.70	202808400.00	37696932.00	18.59
9	HIMACHAL PRADESH	76441100.00	14626642.00	19.13	79053700.00	16908455.00	21.39	93278000.00	20713308.00	22.21
10	JAMMU & KASHMIR	100668400.00	9576622.00	9.51	116850400.00	11360312.00	9.72	119272000.00	14965212.00	12.55
11	JHARKHAND	112343300.00	13947298.00	12.41	130956800.00	27741573.00	21.18	135818500.00	32200460.00	23.71
12	KARNATAKA	334354300.00	61926303.00	18.52	378587400.00	74564929.00	19.70	457128600.00	96698451.00	21.15
13	KERALA	208245500.00	44806756.00	21.52	261412900.00	55861676.00	21.37	283028000.00	62914088.00	22.23
14	MADHYA PRADESH	223626000.00	43389538.00	19.40	264836400.00	50425904.00	19.04	315640000.00	61141781.00	19.37
15	MAHARASHTRA	613852800.00	145916048.00	23.77	662291200.00	166368842.00	25.12	789461600.00	170448217.00	21.59
16	MANIPUR	24146400.00	3385401.00	14.02	24443100.00	3795504.00	15.53	24911400.00	4080718.00	16.38
17	MEGHALAYA	19075000.00	3584874.00	18.79	27332500.00	4431172.00	16.21	31804700.00	4431172.00	13.93
18	MIZORAM	17172900.00	2731866.00	15.91	19738200.00	3155545.00	15.99	20326500.00	3327806.00	16.37
19	NAGALAND	22221600.00	3387209.00	15.24	26878300.00	3700386.00	13.77	26779400.00	3848524.00	14.37
20	ORISSA	157720300.00	27637589.00	17.52	196990900.00	34866823.00	17.70	227065500.00	40857629.00	17.99
21	PUNJAB	185437800.00	25251305.00	13.62	244936200.00	31749210.00	12.96	252611900.00	3336287.00	13.20
22	RAJASTHAN	249537900.00	51843583.00	20.78	298810400.00	58329430.00	19.52	318031100.00	69006835.00	21.70
23	SIKKIM	18875600.00	2161266.00	11.45	24232900.00	2537169.00	10.47	22367600.00	2900868.00	12.97
24	TAMIL NADU	382649700.00	70340830.00	18.38	456011200.00	86937296.00	19.06	514215600.00	106920127.00	20.79
25	TRIPURA	24825600.00	5023021.00	20.23	29583800.00	5471838.00	18.50	34807400.00	6178111.00	17.75
26	UTTARAKHAND	64768454.00	28925806.00	44.66	81551300.00	34126439.00	41.85	86625300.00	36339771.00	41.95
27	UTTAR PRADESH	556989000.00	118385774.00	21.25	675507300.00	133347110.00	19.74	748286700.00	139963075.00	18.70
28	WEST BENGAL	341612300.00	62681242.00	18.35	394982100.00	73418767.00	18.59	434362200.00	80765006.00	18.59
TOTAL (STATES)		5056986293.00	1005085412.00	19.88	6062158200.00	1201856714.00	19.83	6914092300.00	1366631934.00	19.77
29	A. & N. ISLANDS	12998000.00	1301029.00	10.01	12260300.00	1422337.00	11.60	12340200.00	1500745.00	12.16
30	CHANDIGARH	12024400.00	2482647.00	20.65	13234900.00	2817447.00	21.29	13176300.00	2883597.00	21.88
31	DADRA & NAGAR HAVELI	7691400.00	242890.00	3.16	9344600.00	322610.00	3.45	10796300.00	340900.00	3.16
32	DAMAN & DIU	3238300.00	224115.00	6.92	4883600.00	234000.00	4.79	4935800.00	257050.00	5.21
33	DELHI	77555000.00	18533584.00	23.90	101054800.00	22647052.00	22.41	111921800.00	25645339.00	22.91
34	LAKSHADWEEP	2879000.00	310100.00	10.77	3547500.00	410309.00	11.57	3856900.00	461278.00	11.96
35	PUDUCHERRY	19270000.00	3295067.00	17.10	22274200.00	3542802.00	15.91	29787800.00	3224333.00	10.82
TOTAL (U.T.s)		135656100.00	26389432.00	19.45	166599900.00	31396557.00	18.85	186815100.00	34313242.00	18.37
TOTAL (STATES & U.T.)		5192642393.00	1031474844.00	19.86	6228758100.00	1233253271.00	19.80	7100907400.00	1400945176.00	19.73
TOTAL (CENTRE)		5146090000.00	342365188.00	6.65	5885860000.00	380945894.00	6.47	6581190000.00	464040619.00	7.05
GRAND TOTAL		10338732393.00	1373840032.00	13.29	12114618100.00	1614199165.00	13.32	13682097400.00	1864985795.00	13.63

...NICNET...

STATEMENT NO (5) : PLAN & NONPLAN BUDGETED EXPENDITURE ON EDUCATION OF EDUCATION DEPARTMENT
(REVENUE ACCOUNT)

(RUPEES IN THOUSANDS)

2006-07 (ACTUALS)						
S.NO.	STATE/ UNION TERRITORY	TOTAL EXP. ON EDN. OF THE EDN. DEPARTMENT	PLAN EXP. ON EDN. OF THE EDUCATION DEPARTMENT	% AGE OF COL.(3) TO COL.(2)	NON-PLAN EXP. ON EDN. OF THE EDN. DEPARTMENT	% AGE OF COL.(5) TO COL.(2)
1	2	3	4	5	6	
1	ANDHRA PRADESH	57939477.00	5373304.00	9.27	52566173.00	90.73
2	ARUNACHAL PRADESH	2277346.00	1307719.00	57.42	969627.00	42.58
3	ASSAM	25441350.00	1032710.00	4.06	24408640.00	95.94
4	BIHAR	48613301.00	6514511.00	13.40	42098790.00	86.60
5	CHHATTISGARH	12912022.00	6180508.00	47.87	6731514.00	52.13
6	GOA	3547223.00	909404.00	25.64	2637819.00	74.36
7	GUJARAT	45882340.00	3446218.00	7.51	42436122.00	92.49
8	HARYANA	21864688.00	3848902.00	17.60	18015786.00	82.40
9	HIMACHAL PRADESH	13069861.00	2118906.00	16.21	10950955.00	83.79
10	JAMMU & KASHMIR	9413280.00	0.00	0.00	9413280.00	100.00
11	JHARKHAND	11380124.00	0.00	0.00	11380124.00	100.00
12	KARNATAKA	55215858.00	12425631.00	22.50	42790227.00	77.50
13	KERALA	38226471.00	1248536.00	3.27	36977935.00	96.73
14	MADHYA PRADESH	35698757.00	8509513.00	23.84	27189244.00	76.16
15	MAHARASHTRA	118426311.00	4419883.00	3.73	114006428.00	96.27
16	MANIPUR	3109831.00	488097.00	15.70	2621734.00	84.30
17	MEGHALAYA	3048608.00	954560.00	31.31	2094048.00	68.69
18	MIZORAM	2442754.00	977388.00	40.01	1465366.00	59.99
19	NAGALAND	2997284.00	476393.00	15.89	2520891.00	84.11
20	ORISSA	24322223.00	2930434.00	12.05	21391789.00	87.95
21	PUNJAB	22763650.00	835253.00	3.67	21928397.00	96.33
22	RAJASTHAN	48559886.00	4925463.00	10.14	43634423.00	89.86
23	SIKKIM	1921562.00	707795.00	36.83	1213767.00	63.17
24	TAMIL NADU	59429703.00	3650383.00	6.14	55779320.00	93.86
25	TRIPURA	4844326.00	479173.00	9.89	4365153.00	90.11
26	UTTARAKHAND	13663562.00	2869315.00	21.00	10794247.00	79.00
27	UTTAR PRADESH	95392663.00	14721616.00	15.43	80671047.00	84.57
28	WEST BENGAL	58892533.00	7319661.00	12.43	51572872.00	87.57
TOTAL (STATES)		841296994.00	98671276.00	11.73	742625718.00	88.27
29	A. & N. ISLANDS	1199253.00	373068.00	31.11	826185.00	68.89
30	CHANDIGARH	1861935.00	243538.00	13.08	1618397.00	86.92
31	DADRA & NAGAR HAVELI	224425.00	99299.00	44.25	125126.00	55.75
32	DAMAN & DIU	198119.00	47154.00	23.80	150965.00	76.20
33	DELHI	17533184.00	3053851.00	17.42	14479333.00	82.58
34	LAKSHADWEEP	274545.00	32285.00	11.76	242260.00	88.24
35	PUDUCHERRY	2080526.00	823900.00	39.60	1256626.00	60.40
TOTAL (U.T.s)		23371987.00	4673095.00	19.99	18698892.00	80.01
TOTAL (STATES & U.T.)		864668981.00	103344371.00	11.95	761324610.00	88.05
TOTAL (CENTRE)		238734698.00	203804800.00	85.37	34929898.00	14.63
GRAND TOTAL		1103403679.00	307149171.00	27.84	796254508.00	72.16

STATEMENT NO (5) : PLAN & NONPLAN BUDGETED EXPENDITURE ON EDUCATION OF EDUCATION DEPARTMENT
(REVENUE ACCOUNT)

(RUPEES IN THOUSANDS)

2007-08 (REVISED ESTIMATES)						
S.NO.	STATE/ UNION TERRITORY	TOTAL EXP. ON EDN. OF THE EDN. DEPARTMENT	PLAN EXP. ON EDN. OF THE EDUCATION DEPARTMENT	% AGE OF COL.(8) TO COL.(7)	NON-PLAN ON EDN. O F THE EDN. DEPARTMENT	% AGE OF COL.(10) TO COL.(7)
1		7	8	9	10	11
1	ANDHRA PRADESH	73135217.00	7423340.00	10.15	65711877.00	89.85
2	ARUNACHAL PRADESH	2890950.00	1875580.00	64.88	1015370.00	35.12
3	ASSAM	35120447.00	864020.00	2.46	34256427.00	97.54
4	BIHAR	50269823.00	4084128.00	8.12	46185695.00	91.88
5	CHHATTISGARH	18496166.00	10375709.00	56.10	8120457.00	43.90
6	GOA	3632946.00	646240.00	17.79	2986706.00	82.21
7	GUJARAT	48023928.00	4988224.00	10.39	43035704.00	89.61
8	HARYANA	28350991.00	7056543.00	24.89	21294448.00	75.11
9	HIMACHAL PRADESH	15096664.00	1836591.00	12.17	13260073.00	87.83
10	JAMMU & KASHMIR	11128204.00	2265341.00	20.36	8862863.00	79.64
11	JHARKHAND	21705426.00	7016856.00	32.33	14688570.00	67.67
12	KARNATAKA	64872730.00	13678144.00	21.08	51194586.00	78.92
13	KERALA	47448959.00	1256857.00	2.65	46192102.00	97.35
14	MADHYA PRADESH	39293634.00	9083174.00	23.12	30210460.00	76.88
15	MAHARASHTRA	133671933.00	3716763.00	2.78	129955170.00	97.22
16	MANIPUR	3408961.00	511172.00	14.99	2897789.00	85.01
17	MEGHALAYA	3705896.00	1444050.00	38.97	2261846.00	61.03
18	MIZORAM	2819921.00	1086100.00	38.52	1733821.00	61.48
19	NAGALAND	3224233.00	272492.00	8.45	2951741.00	91.55
20	ORISSA	30412432.00	4058621.00	13.35	26353811.00	86.65
21	PUNJAB	28768690.00	1746302.00	6.07	27022388.00	93.93
22	RAJASTHAN	54661984.00	5691697.00	10.41	48970287.00	89.59
23	SIKKIM	2209870.00	890300.00	40.29	1319570.00	59.71
24	TAMIL NADU	72393230.00	6228062.00	8.60	66165168.00	91.40
25	TRIPURA	5247605.00	283451.00	5.40	4964154.00	94.60
26	UTTARAKHAND	16088747.00	4122947.00	25.63	11965800.00	74.37
27	UTTAR PRADESH	97183248.00	9507556.00	9.78	87675692.00	90.22
28	WEST BENGAL	68556035.00	8297060.00	12.10	60258975.00	87.90
TOTAL (STATES)		981818870.00	120307320.00	12.25	861511550.00	87.75
29	A. & N. ISLANDS	1316000.00	412000.00	31.31	904000.00	68.69
30	CHANDIGARH	2144200.00	339800.00	15.85	1804400.00	84.15
31	DADRA & NAGAR HAVELI	296500.00	156200.00	52.68	140300.00	47.32
32	DAMAN & DIU	207100.00	52400.00	25.30	154700.00	74.70
33	DELHI	21238793.00	4868993.00	22.92	16369800.00	77.08
34	LAKSHADWEEP	337100.00	50600.00	15.01	286500.00	84.99
35	PUDUCHERRY	2332223.00	974167.00	41.77	1358056.00	58.23
TOTAL (U.T.s)		27871916.00	6854160.00	24.59	21017756.00	75.41
TOTAL (STATES & U.T.)		1009690786.00	127161480.00	12.59	882529306.00	87.41
TOTAL (CENTRE)		295887100.00	254523500.00	86.02	41363600.00	13.98
GRAND TOTAL		1305577886.00	381684980.00	29.23	923892906.00	70.77

STATEMENT NO (5) : PLAN & NONPLAN BUDGETED EXPENDITURE ON EDUCATION OF EDUCATION DEPARTMENT
(REVENUE ACCOUNT)

(RUPEES IN THOUSANDS)

2008-09 (BUDGET ESTIMATES)						
S.NO.	STATE/ UNION TERRITORY	TOTAL EXP. ON EDN. OF THE EDN. DEPARTMENT	PLAN EXP. ON EDN. OF THE EDUCATION DEPARTMENT	% AGE OF COL.(13) TO COL.(12)	NON-PLAN EXP. ON EDN. OF THE EDN. DEPARTMENT	% AGE OF COL.(15) TO COL.(12)
1		12	13	14	15	16
1	ANDHRA PRADESH	87256738.00	18026098.00	20.66	69230640.00	79.34
2	ARUNACHAL PRADESH	2532885.00	1502556.00	59.32	1030329.00	40.68
3	ASSAM	36424713.00	1399720.00	3.84	35024993.00	96.16
4	BIHAR	66062770.00	13085909.00	19.81	52976861.00	80.19
5	CHHATTISGARH	21369069.00	11927887.00	55.82	9441182.00	44.18
6	GOA	3813763.00	649347.00	17.03	3164416.00	82.97
7	GUJARAT	51772644.00	7414604.00	14.32	44358040.00	85.68
8	HARYANA	31326812.00	8674074.00	27.69	22652738.00	72.31
9	HIMACHAL PRADESH	18911605.00	720746.00	3.81	18190859.00	96.19
10	JAMMU & KASHMIR	14632702.00	3108689.00	21.24	11524013.00	78.76
11	JHARKHAND	25827558.00	782000.00	30.28	18007558.00	69.72
12	KARNATAKA	84478951.00	18091508.00	21.42	66387443.00	78.58
13	KERALA	53827054.00	1674703.00	3.11	52152351.00	96.89
14	MADHYA PRADESH	49268696.00	12026096.00	24.41	37242600.00	75.59
15	MAHARASHTRA	138844076.00	3540531.00	2.55	135303545.00	97.45
16	MANIPUR	3734561.00	570055.00	15.26	3164506.00	84.74
17	MEGHALAYA	3705896.00	1444050.00	38.97	2261846.00	61.03
18	MIZORAM	3011270.00	1141500.00	37.91	1869770.00	62.09
19	NAGALAND	3385917.00	305436.00	9.02	3080481.00	90.98
20	ORISSA	35524765.00	6977535.00	19.64	28547230.00	80.36
21	PUNJAB	29535073.00	2098667.00	7.11	27436406.00	92.89
22	RAJASTHAN	64823865.00	7426154.00	11.46	57397711.00	88.54
23	SIKKIM	2480271.00	1059756.00	42.73	1420515.00	57.27
24	TAMIL NADU	90040210.00	6949695.00	7.72	83090515.00	92.28
25	TRIPURA	5875585.00	315399.00	5.37	5560186.00	94.63
26	UTTARAKHAND	17139030.00	4182001.00	24.40	12957029.00	75.60
27	UTTAR PRADESH	105735451.00	9416551.00	8.91	96318900.00	91.09
28	WEST BENGAL	74785397.00	10469605.00	14.00	64315792.00	86.00
TOTAL (STATES)		1126127327.00	162018872.00	14.39	964108455.00	85.61
29	A. & N. ISLANDS	1382500.00	412000.00	29.80	970500.00	70.20
30	CHANDIGARH	2133460.00	336500.00	15.77	1796960.00	84.23
31	DADRA & NAGAR HAVELI	315400.00	161600.00	51.24	153800.00	48.76
32	DAMAN & DIU	226500.00	63800.00	28.17	162700.00	71.83
33	DELHI	24125302.00	4583600.00	19.00	19541702.00	81.00
34	LAKSHADWEEP	395700.00	91900.00	23.22	303800.00	76.78
35	PUDUCHERRY	2298577.00	894949.00	38.93	1403628.00	61.07
TOTAL (U.T.s)		30877439.00	6544349.00	21.19	24333090.00	78.81
TOTAL (STATES & U.T.)		1157004766.00	168563221.00	14.57	988441545.00	85.43
TOTAL (CENTRE)		387093700.00	344000000.00	88.87	43093700.00	11.13
GRAND TOTAL		1544098466.00	512563221.00	33.19	1031535245.00	66.81

STATEMENT NO. (6): TOTAL PLAN BUDGETED EXPENDITURE ON EDUCATION BY ALL DEPARTMENTS
(REVENUE ACCOUNT)

(RUPEES IN THOUSANDS)

SL. NO.	STATE/UNION TERRITORY	2006-07(ACTUALS)				2007-08(R.E.)				2008-09(B.E.)			
		PLAN EXP. BY EDN. DEPARTMENT	PLAN EXP. BY OTHER DEPARTMENT	TOTAL PLAN EXPENDITURE	%AGE OF PLAN EXP. TO TOTAL EXP. ON EDN.	PLAN EXP. BY EDN. DEPARTMENT	PLAN EXP. BY OTHER DEPARTMENT	TOTAL PLAN EXPENDITURE	%AGE OF PLAN EXP. TO TOTAL EXP. ON EDN.	PLAN EXP. BY EDN. DEPARTMENT	PLAN EXP. BY OTHER DEPARTMENT	TOTAL PLAN EXPENDITURE	%AGE OF PLAN EXP. TO TOTAL EXP. ON EDN.
1	ANDHRA PRADESH	5373304.00	9588863.00	14962167.00	18.99	7423340.00	9665847.00	17089187.00	16.89	18026098.00	18032231.00	36058329.00	28.91
2	ARUNACHAL PRADESH	1307719.00	70133.00	1377852.00	51.28	1875580.00	105025.00	1980605.00	57.01	1502556.00	91824.00	1594380.00	53.94
3	ASSAM	1032710.00	1094711.00	2127421.00	7.29	864020.00	1906583.00	2770603.00	6.56	1399720.00	2218842.00	3618562.00	8.31
4	BIHAR	6514511.00	1029456.00	7543967.00	14.54	4084128.00	1762089.00	5846217.00	10.49	13085909.00	1782119.00	14868028.00	20.69
5	CHHATTISGARH	6180508.00	705158.00	6885666.00	38.19	10375709.00	942703.00	11318412.00	45.55	11927887.00	1422808.00	13350695.00	46.31
6	GOA	909404.00	254944.00	1164348.00	27.93	646240.00	312163.00	958403.00	22.44	649347.00	385914.00	1035261.00	22.66
7	GUJARAT	3446218.00	3949889.00	7396107.00	13.60	4988224.00	4440550.00	9428774.00	16.52	7414604.00	5783735.00	13198339.00	21.48
8	HARYANA	3848902.00	1526753.00	5375655.00	20.32	7056543.00	2220940.00	9277483.00	27.35	8674074.00	2809474.00	11483548.00	30.46
9	HIMACHAL PRADESH	2118906.00	996077.00	3114983.00	20.74	1836591.00	1093949.00	2930540.00	16.75	720746.00	524089.00	1244835.00	5.84
10	JAMMU & KASHMIR	0.00	2265341.00	...	2265341.00	19.94	3108689.00	...	3108689.00	20.77
11	JHARKHAND	0.00	7016856.00	2742665.00	9759521.00	35.18	7820000.00	3163940.00	10983940.00	34.11
12	KARNATAKA	12425631.00	3300528.00	15726159.00	25.39	13678144.00	4591407.00	18269551.00	24.50	18091508.00	7070072.00	25161580.00	26.02
13	KERALA	1248536.00	2294378.00	3542914.00	7.91	1256857.00	2517863.00	3774720.00	6.76	1674703.00	3230907.00	4905610.00	7.80
14	MADHYA PRADESH	8509513.00	5471640.00	13981153.00	32.22	9083174.00	8485193.00	17568367.00	34.84	12026096.00	8902303.00	20928399.00	34.23
15	MAHARASHTRA	4419883.00	10488484.00	14908367.00	10.22	3716763.00	14429285.00	18146048.00	10.91	3540531.00	13843641.00	17384172.00	10.20
16	MANIPUR	488097.00	74413.00	562510.00	16.62	511172.00	186145.00	697317.00	18.37	570055.00	148445.00	718500.00	17.61
17	MEGHALAYA	954560.00	408843.00	1363403.00	38.03	1444050.00	586908.00	2030958.00	45.83	1444050.00	586908.00	2030958.00	45.83
18	MIZORAM	977388.00	196726.00	1174114.00	42.98	1086100.00	190304.00	1276404.00	40.45	1141500.00	186197.00	1327697.00	39.90
19	NAGALAND	476393.00	182546.00	658939.00	19.45	272492.00	205600.00	478092.00	12.92	305436.00	183598.00	489034.00	12.71
20	ORISSA	2930434.00	635922.00	3566356.00	12.90	4058621.00	1175509.00	5234130.00	15.01	6977535.00	1856317.00	8833852.00	21.62
21	PUNJAB	835253.00	109360.00	944613.00	3.74	1746302.00	242475.00	1988777.00	6.26	2098667.00	898011.00	2996678.00	8.99
22	RAJASTHAN	4925463.00	665690.00	5591153.00	10.78	5691697.00	849627.00	6541324.00	11.21	7426154.00	943988.00	8370142.00	12.13
23	SIKKIM	707795.00	174282.00	882077.00	40.81	890300.00	203944.00	1094244.00	43.13	1059756.00	275544.00	1335300.00	46.03
24	TAMIL NADU	3650383.00	4341927.00	7992310.00	11.36	6228062.00	6295812.00	12523874.00	14.41	6949695.00	6394532.00	13344227.00	12.48
25	TRIPURA	479173.00	136572.00	615745.00	12.26	283451.00	173489.00	456940.00	8.35	315399.00	244604.00	560003.00	9.06
26	UTTARAKHAND	2869315.00	3473680.00	6342995.00	21.93	4122947.00	4944390.00	9067337.00	26.57	4182001.00	5136666.00	9318667.00	25.64
27	UTTAR PRADESH	14721616.00	12982067.00	27703683.00	23.40	9507556.00	17083929.00	26591485.00	5.80	9416551.00	13966904.00	23383455.00	16.71
28	WEST BENGAL	7319661.00	818919.00	8138580.00	12.98	8297060.00	944677.00	9241737.00	12.59	10469605.00	1380066.00	11849671.00	14.67
TOTAL STATES		98671276.00	64971961.00	163643237.00	16.28	120307320.00	88299071.00	208606391.00	13.66	162018872.00	101463679.00	263482551.00	19.27
29	A. & N. ISLANDS	373068.00	58555.00	431623.00	33.18	412000.00	54283.00	466283.00	32.78	412000.00	64241.00	476241.00	31.73
30	CHANDIGARH	243538.00	225954.00	469492.00	18.91	339800.00	250250.00	590050.00	20.94	336500.00	310100.00	646600.00	22.42
31	DADRA & NAGAR HAVELI	99299.00	14217.00	113516.00	46.74	156200.00	21710.00	177910.00	55.15	161600.00	20300.00	181900.00	53.36
32	DAMAN & DIU	47154.00	11652.00	58806.00	26.24	52400.00	12100.00	64500.00	27.56	63800.00	15300.00	79100.00	30.77
33	DELHI	3053851.00	408537.00	3462388.00	18.68	4868993.00	732555.00	5601548.00	24.73	4583600.00	735977.00	5319577.00	20.74
34	LAKSHADWEEP	32285.00	15457.00	47742.00	15.40	50600.00	51975.00	102575.00	25.00	91900.00	39573.00	131473.00	28.50
35	PUDUCHERRY	823900.00	1020543.00	1844443.00	55.98	974167.00	990511.00	1964678.00	55.46	894949.00	694533.00	1589482.00	49.30
TOTAL U. T.		4673095.00	1754915.00	6428010.00	24.36	6854160.00	2113384.00	8967544.00	28.56	6544349.00	1880024.00	8424373.00	24.55
TOTAL (STATES & UTs)		103344371.00	66726876.00	170071247.00	16.48	127161480.00	90412455.00	217573935.00	13.96	168563221.00	103343703.00	271906924.00	19.40
TOTAL (CENTRE)		203804800.00	73723677.00	277528477.00	47.76	254523500.00	56450817.00	310974317.00	45.95	344000000.00	48548600.00	392548600.00	46.12
GRAND TOTAL		307149171.00	140450553.00	447599724.00	27.75	381684980.00	146863272.00	528548252.00	23.64	512563221.00	151892303.00	664455524.00	29.50

STATEMENT NO. (7): PLAN & NON-PLAN BUDGETED EXPENDITURE ON ELEMENTARY EDUCATION

ACCOUNT: REVENUE ACCOUNT
PROGRAM: TOTAL EXPENDITURE

(RUPEES IN THOUSANDS)

NO.	TERRITORY	2006-07 (ACTUALS)				2007-08 (R.E.)				2008-09 (B.E.)			
		PLAN	NON-PLAN	TOTAL	% AGE TO TOTAL EXP. ON EDUCATION	PLAN	NON-PLAN	TOTAL	% AGE TO TOTAL EXP. ON EDUCATION	PLAN	NON-PLAN	TOTAL	% AGE TO TOTAL EXP. ON EDUCATION
1	ANDHRA PRADESH	3253486.00	23291088.00	26544574.00	45.81	3945659.00	29959588.00	33905247.00	46.36	5300478.00	33748919.00	39049397.00	44.75
2	ARUNACHAL PRADESH	955878.00	579182.00	1535060.00	67.41	1322668.00	648413.00	1971081.00	68.18	998942.00	654412.00	1653354.00	65.28
3	ASSAM	877393.00	13631531.00	14508924.00	57.03	479000.00	20614325.00	21093325.00	60.06	986000.00	19042377.00	20028377.00	54.99
4	BIHAR	5861079.00	23218229.00	29079308.00	59.82	3061516.00	28527751.00	31589267.00	62.84	11935600.00	34552458.00	46488058.00	70.37
5	CHHATTISGARH	4261839.00	4669502.00	8931341.00	69.17	6590697.00	5451880.00	12042577.00	65.11	7237809.00	6457690.00	13695499.00	64.09
6	GOA	32874.00	627419.00	660293.00	18.61	25848.00	703508.00	729356.00	20.08	26236.00	771072.00	797308.00	20.91
7	GUJARAT	1996004.00	23871954.00	25867958.00	56.38	2524275.00	23489673.00	26013948.00	54.17	3306086.00	24466590.00	27772676.00	53.64
8	HARYANA	1776534.00	8634468.00	10411002.00	47.62	2829703.00	10105961.00	12935664.00	45.63	4193781.00	10701850.00	14895631.00	47.55
9	HIMACHAL PRADESH	1263368.00	6608840.00	7872208.00	60.23	1250280.00	8447957.00	9698237.00	64.24	574661.00	11447285.00	12021946.00	63.57
10	JAMMU & KASHMIR	0.00	3622528.00	3622528.00	38.48	1778901.00	4373418.00	6152319.00	55.29	2397441.00	4514880.00	6912321.00	47.24
11	JHARKHAND	0.00	7731471.00	7731471.00	67.94	5415456.00	9598051.00	15013507.00	69.17	5882000.00	11265211.00	17147211.00	66.39
12	KARNATAKA	7725256.00	22906773.00	30632029.00	55.48	7700096.00	27431746.00	35131842.00	54.16	9863878.00	36769647.00	46633525.00	55.20
13	KERALA	45950.00	16169216.00	16215166.00	42.42	43355.00	19570048.00	19613403.00	41.34	25000.00	20911377.00	20936377.00	38.90
14	MADHYA PRADESH	7261762.00	17258150.00	24519912.00	68.69	6361659.00	18842416.00	25204075.00	64.14	9110481.00	23663146.00	32773627.00	66.52
15	MAHARASHTRA	245895.00	52877970.00	53123865.00	44.86	851862.00	57883669.00	58735531.00	43.94	1170049.00	58844737.00	60014786.00	43.22
16	MANIPUR	190044.00	1155745.00	1345789.00	43.28	296718.00	1210881.00	1507599.00	44.22	341965.00	1316303.00	1658268.00	44.40
17	MEGHALAYA	466400.00	1092406.00	1558806.00	51.13	744400.00	1121804.00	1866204.00	50.36	744400.00	1121804.00	1866204.00	50.36
18	MIZORAM	445759.00	833378.00	1279137.00	52.36	455550.00	1000456.00	1456006.00	51.63	453000.00	1070040.00	1523040.00	50.58
19	NAGALAND	296645.00	1618106.00	1914751.00	63.88	157600.00	1911715.00	2069315.00	64.18	205154.00	1994992.00	2200146.00	64.98
20	ORISSA	270810.00	13150932.00	13421742.00	55.18	1049197.00	16665991.00	17715188.00	58.25	5304831.00	15063996.00	20368827.00	57.34
21	PUNJAB	360988.00	4832651.00	5193639.00	22.82	1153182.00	5098949.00	6252131.00	21.73	1358955.00	5583969.00	6942924.00	23.51
22	RAJASTHAN	4443121.00	24169333.00	28612454.00	58.92	4959861.00	27804300.00	32764161.00	59.94	6456854.00	32621678.00	39078532.00	60.28
23	SIKKIM	317695.00	603243.00	920938.00	47.93	385712.00	666901.00	1052613.00	47.63	428290.00	721063.00	1149353.00	46.34
24	TAMIL NADU	2878743.00	23267584.00	26146327.00	44.00	2970897.00	28148064.00	31118961.00	42.99	4042633.00	35207428.00	39250061.00	43.59
25	TRIPURA	407341.00	1679378.00	2086719.00	43.08	180991.00	1987844.00	2168835.00	41.33	141075.00	2222582.00	2363657.00	40.23
26	UTTARAKHAND	917504.00	5293912.00	6211416.00	45.46	1583887.00	5782450.00	7366337.00	45.79	1966770.00	6261555.00	8228325.00	48.01
27	UTTAR PRADESH	5671694.00	48212318.00	53884012.00	56.49	6876376.00	53271730.00	60148106.00	61.89	6601007.00	58161417.00	64762424.00	61.25
28	WEST BENGAL	5600637.00	16314832.00	21915469.00	37.21	6443850.00	18742811.00	25186661.00	36.74	7080900.00	20116008.00	27196908.00	36.37
	TOTAL STATES	57824699.00	367922139.00	425746838.00	50.61	71439196.00	429062300.00	500501496.00	50.98	98134276.00	479274486.00	577408762.00	51.27
29	A. & N. ISLANDS	164347.00	431191.00	595538.00	49.66	179600.00	475525.00	651125.00	49.78	160500.00	552962.00	713462.00	51.61
30	CHANDIGARH	100344.00	390801.00	491145.00	26.38	136000.00	442100.00	578100.00	26.96	124700.00	449900.00	574600.00	26.93
31	DADRA & NAGAR HAVELI	58104.00	94792.00	152896.00	68.13	99400.00	103770.00	203170.00	68.52	103000.00	117300.00	220300.00	69.85
32	DAMAN & DIU	9100.00	74670.00	83770.00	42.28	12000.00	75600.00	87600.00	42.30	12800.00	80200.00	93000.00	41.06
33	DELHI	1457252.00	3959102.00	5416354.00	30.89	2165100.00	4828884.00	6993984.00	32.93	1755100.00	5314725.00	7069825.00	29.30
34	LAKSHADWEEP	640.00	5437.00	6077.00	2.21	12700.00	5000.00	17700.00	5.25	28900.00	5800.00	34700.00	8.77
35	PUDUCHERRY	245210.00	541493.00	786703.00	37.81	273615.00	577111.00	850726.00	36.48	254890.00	593341.00	848231.00	36.90
	TOTAL U.T.	2034997.00	5497486.00	7532483.00	32.23	2878415.00	6507990.00	9386405.00	33.68	2439890.00	7114228.00	9554118.00	30.94
	TOTAL (STATE & UTs)	59859696.00	373419625.00	433279321.00	50.11	74317611.00	435570290.00	509887901.00	50.50	100574166.00	486388714.00	586962880.00	50.73
	CENTRE TOTAL	167323800.00	25300.00	167349100.00	70.10	203047000.00	57000.00	203104000.00	68.64	217950000.00	32000.00	217982000.00	56.31
	GRAND TOTAL	227183496.00	373444925.00	600628421.00	54.43	277364611.00	435627290.00	712991901.00	54.61	318524166.00	486420714.00	804944880.00	52.13

STATEMENT NO. (8): PLAN & NON-PLAN BUDGETED EXPENDITURE ON ELEMENTARY EDUCATION (Sub-head wise)

ACCOUNT: REVENUE ACCOUNT
PROGRAM: DIRECTION, INSPECTION & ADMINISTRATION

(RUPEES IN THOUSANDS)

NO.	TERRITORY	2006-07(ACTUALS)				2007-08(R.E.)				2008-09(B.E.)			
		PLAN	NON-PLAN	TOTAL	% AGE TO TOTAL EXP. ON PMY. EDN.	PLAN	NON-PLAN	TOTAL	% AGE TO TOTAL EXP. ON PMY. EDN.	PLAN	NON-PLAN	TOTAL	% AGE TO TOTAL EXP. ON PMY. EDN.
1	ANDHRA PRADESH	180787.00	0.00	180787.00	0.68	483382.00	0.00	483382.00	1.43	819021.00	0.00	819021.00	2.10
2	ARUNACHAL PRADESH	540190.00	579182.00	1119372.00	72.92	698357.00	648413.00	1346770.00	68.33	772100.00	654412.00	1426512.00	86.28
3	ASSAM	550177.00	671954.00	1222131.00	8.42	100.00	1786137.00	1786237.00	8.47	1100.00	1807555.00	1808655.00	9.03
4	BIHAR	3500.00	303623.00	307123.00	1.06	1000.00	294048.00	295048.00	0.93	1000.00	385250.00	386250.00	0.83
5	CHHATTISGARH	83010.00	151677.00	234687.00	2.63	72536.00	161302.00	233838.00	1.94	87875.00	202770.00	290645.00	2.12
6	GOA	0.00	25491.00	25491.00	3.86	0.00	29222.00	29222.00	4.01	0.00	30328.00	30328.00	3.80
7	GUJARAT	21121.00	96520.00	117641.00	0.45	22240.00	117190.00	139430.00	0.54	18785.00	121690.00	140475.00	0.51
8	HARYANA	2820.00	207039.00	209859.00	2.02	2820.00	255302.00	258122.00	2.00	6820.00	262070.00	268890.00	1.81
9	HIMACHAL PRADESH	23648.00	134079.00	157727.00	2.00	108740.00	588371.00	697111.00	7.19	0.00	829072.00	829072.00	6.90
10	JAMMU & KASHMIR	0.00	3622528.00	3622528.00	100.00	0.00	4373418.00	4373418.00	71.09	0.00	4514880.00	4514880.00	65.32
11	JHARKHAND	0.00	5848.00	5848.00	0.08	0.00	6860.00	6860.00	0.05	0.00	10318.00	10318.00	0.06
12	KARNATAKA	1411.00	3908.00	5319.00	0.02	6746.00	5160.00	11906.00	0.03	7000.00	5738.00	12738.00	0.03
13	KERALA	0.00	251047.00	251047.00	1.55	0.00	296951.00	296951.00	1.51	0.00	311469.00	311469.00	1.49
14	MADHYA PRADESH	0.00	332650.00	332650.00	1.36	0.00	370633.00	370633.00	1.47	0.00	434122.00	434122.00	1.32
15	MAHARASHTRA	0.00	581558.00	581558.00	1.09	0.00	664360.00	664360.00	1.13	0.00	764222.00	764222.00	1.27
16	MANIPUR	3460.00	71581.00	75041.00	5.58	9800.00	53017.00	62817.00	4.17	9410.00	57808.00	67218.00	4.05
17	MEGHALAYA	7900.00	35231.00	43131.00	2.77	8900.00	36483.00	45383.00	2.43	8900.00	36483.00	45383.00	2.43
18	MIZORAM	54361.00	17867.00	72228.00	5.65	131750.00	20580.00	152330.00	10.46	106500.00	21580.00	128080.00	8.41
19	NAGALAND
20	ORISSA	6549.00	288111.00	294660.00	2.20	10051.00	330112.00	340163.00	1.92	7029.00	349889.00	356918.00	1.75
21	PUNJAB	0.00	74307.00	74307.00	1.43	0.00	62860.00	62860.00	1.01	0.00	65259.00	65259.00	0.94
22	RAJASTHAN	3433.00	709545.00	712978.00	2.49	5728.00	753577.00	759305.00	2.32	4698.00	814727.00	819425.00	2.10
23	SIKKIM
24	TAMIL NADU	0.00	693108.00	693108.00	2.65	0.00	885441.00	885441.00	2.85	0.00	1020660.00	1020660.00	2.60
25	TRIPURA	460.00	72523.00	72983.00	3.50	68.00	83832.00	83900.00	3.87	2360.00	94140.00	96500.00	4.08
26	UTTARAKHAND	0.00	0.00	0.00	0.00	0.00	0.00	0.00	0.00	928.00	0.00	928.00	0.01
27	UTTAR PRADESH	0.00	481419.00	481419.00	0.89	0.00	807904.00	807904.00	1.34	0.00	853011.00	853011.00	1.32
28	WEST BENGAL	12001.00	253415.00	265416.00	1.21	14000.00	301153.00	315153.00	1.25	10000.00	324381.00	334381.00	1.23
TOTAL STATES		1494828.00	9664211.00	11159039.00	2.62	1576218.00	12932326.00	14508544.00	2.90	1863526.00	13971834.00	15835360.00	2.74
29	A. & N. ISLANDS
30	CHANDIGARH	70452.00	368078.00	438530.00	89.29	91000.00	418308.00	509308.00	88.10	87550.00	425808.00	513358.00	89.34
31	DADRA & NAGAR HAVELI	11854.00	88588.00	100442.00	65.69	12050.00	89570.00	101620.00	50.02	12000.00	102000.00	114000.00	51.75
32	DAMAN & DIU	1425.00	73683.00	75108.00	89.66	1800.00	74600.00	76400.00	87.21	2000.00	78300.00	80300.00	86.34
33	DELHI
34	LAKSHADWEEP
35	PUDUCHERRY
TOTAL U.T.		83731.00	530349.00	614080.00	8.15	104850.00	582478.00	687328.00	7.32	101550.00	606108.00	707658.00	7.41
TOTAL (STATE & UTs)		1578559.00	10194560.00	11773119.00	2.72	1681068.00	13514804.00	15195872.00	2.98	1965076.00	14577942.00	16543018.00	2.82

STATEMENT NO. (8): PLAN & NON-PLAN BUDGETED EXPENDITURE ON ELEMENTARY EDUCATION (Sub-head wise)

ACCOUNT: REVENUE ACCOUNT
PROGRAM: GOVERNMENT PRIMARY SCHOOLS

(RUPEES IN THOUSANDS)

NO.	TERRITORY	2006-07(ACTUALS)				2007-08(R.E.)				2008-09(B.E.)			
		PLAN	NON-PLAN	TOTAL	% AGE TO TOTAL EXP. ON PMY. EDN.	PLAN	NON-PLAN	TOTAL	% AGE TO TOTAL EXP. ON PMY. EDN.	PLAN	NON-PLAN	TOTAL	% AGE TO TOTAL EXP. ON PMY. EDN.
1	ANDHRA PRADESH	33294.00	1448203.00	1481497.00	5.58	5000.00	1733278.00	1738278.00	5.13	0.00	1966604.00	1966604.00	5.04
2	ARUNACHAL PRADESH
3	ASSAM	125378.00	12264895.00	12390273.00	85.40	0.00	18446854.00	18446854.00	87.45	0.00	17101988.00	17101988.00	85.39
4	BIHAR	1645718.00	17582693.00	19228411.00	66.12	3036546.00	17998727.00	21035273.00	66.59	3084600.00	21152707.00	24237307.00	52.14
5	CHHATTISGARH	2376952.00	3885433.00	6262385.00	70.12	2956617.00	4526960.00	7483577.00	62.14	2561464.00	5252720.00	7814184.00	57.06
6	GOA	0.00	437466.00	437466.00	66.25	20.00	473318.00	473338.00	64.90	1010.00	516947.00	517957.00	64.96
7	GUJARAT	1109915.00	22494710.00	23604625.00	91.25	1346374.00	22311843.00	23658217.00	90.94	1734628.00	23081690.00	24816318.00	89.36
8	HARYANA	1143436.00	7975204.00	9118640.00	87.59	1858721.00	9422530.00	11281251.00	87.21	1304861.00	9992450.00	11297311.00	75.84
9	HIMACHAL PRADESH	924657.00	6433902.00	7358559.00	93.48	568685.00	7748065.00	8316750.00	85.76	522566.00	9994397.00	10516963.00	87.48
10	JAMMU & KASHMIR	0.00	0.00	0.00	0.00	1778901.00	0.00	1778901.00	28.91	2397441.00	0.00	2397441.00	34.68
11	JHARKHAND	0.00	7725623.00	7725623.00	99.92	182100.00	9108290.00	9290390.00	61.88	153300.00	10555856.00	10709156.00	62.45
12	KARNATAKA
13	KERALA	0.00	5115543.00	5115543.00	31.55	0.00	6767405.00	6767405.00	34.50	0.00	7268371.00	7268371.00	34.72
14	MADHYA PRADESH	7059719.00	13353983.00	20413702.00	83.25	5804112.00	14880973.00	20685085.00	82.07	8507501.00	17328577.00	25836078.00	78.83
15	MAHARASHTRA
16	MANIPUR	3401.00	997632.00	1001033.00	74.38	26310.00	986093.00	1012403.00	67.15	26300.00	1154765.00	1181065.00	71.22
17	MEGHALAYA	132627.00	636760.00	769387.00	49.36	152256.00	651578.00	803834.00	43.07	152256.00	651578.00	803834.00	43.07
18	MIZORAM	325425.00	807883.00	1133308.00	88.60	256800.00	970506.00	1227306.00	84.29	278000.00	1038650.00	1316650.00	86.45
19	NAGALAND	93070.00	1597480.00	1690550.00	88.29	2600.00	1881289.00	1883889.00	91.04	32600.00	1971604.00	2004204.00	91.09
20	ORISSA	30787.00	11002722.00	11033509.00	82.21	41139.00	12627011.00	12668150.00	71.51	41318.00	14311703.00	14353021.00	70.47
21	PUNJAB	360988.00	4725189.00	5086177.00	97.93	1153182.00	4987379.00	6140561.00	98.22	1358955.00	5470000.00	6828955.00	98.36
22	RAJASTHAN	535690.00	12060516.00	12596206.00	44.02	14362.00	14144724.00	14159086.00	43.22	98615.00	16822148.00	16920763.00	43.30
23	SIKKIM	242321.00	597198.00	839519.00	91.16	307769.00	658558.00	966327.00	91.80	88444.00	12.00	88456.00	7.70
24	TAMIL NADU	1402579.00	15559913.00	16962492.00	64.88	1718080.00	19188999.00	20907079.00	67.18	2396000.00	24185008.00	26581008.00	67.72
25	TRIPURA
26	UTTARAKHAND	341526.00	8292.00	349818.00	5.63	640353.00	5420717.00	6061070.00	82.28	1000017.00	5942014.00	6942031.00	84.37
27	UTTAR PRADESH	0.00	133634.00	133634.00	0.25	0.00	183352.00	183352.00	0.30	0.00	198405.00	198405.00	0.31
28	WEST BENGAL	0.00	18350.00	18350.00	0.08	0.00	21460.00	21460.00	0.09	0.00	22708.00	22708.00	0.08
TOTAL STATES		17887483.00	146863224.00	164750707.00	38.70	21849927.00	175139909.00	196989836.00	39.36	25739876.00	195980902.00	221720778.00	38.40
29	A. & N. ISLANDS	93896.00	413615.00	507511.00	85.22	102200.00	454374.00	556574.00	84.96	91500.00	528633.00	620133.00	86.92
30	CHANDIGARH
31	DADRA & NAGAR HAVELI
32	DAMAN & DIU
33	DELHI
34	LAKSHADWEEP	640.00	5437.00	6077.00	100.00	12700.00	4500.00	17200.00	97.18	28900.00	5300.00	34200.00	98.56
35	PUDUCHERRY	4181.00	540154.00	544335.00	69.19	155.00	575326.00	575481.00	67.65	192.00	590966.00	591158.00	69.69
TOTAL U.T.		98717.00	959206.00	1057923.00	14.04	115055.00	1034200.00	1149255.00	12.24	120592.00	1124899.00	1245491.00	13.04
TOTAL (STATE & UTs)		17986200.00	147822430.00	165808630.00	38.27	21964982.00	176174109.00	198139091.00	38.86	25860468.00	197105801.00	222966269.00	37.99

STATEMENT NO. (8): PLAN & NON-PLAN BUDGETED EXPENDITURE ON ELEMENTARY EDUCATION (Sub-head wise)

ACCOUNT: REVENUE ACCOUNT
PROGRAM: ASSISTANCE TO NON-GOVT. PRIMARY SCHOOLS

(RUPEES IN THOUSANDS)

NO.	TERRITORY	2006-07(ACTUALS)				2007-08(R.E.)				2008-09(B.E.)			
		PLAN	NON-PLAN	TOTAL	% AGE TO TOTAL EXP. ON PMY. EDN.	PLAN	NON-PLAN	TOTAL	% AGE TO TOTAL EXP. ON PMY. EDN.	PLAN	NON-PLAN	TOTAL	% AGE TO TOTAL EXP. ON PMY. EDN.
1	ANDHRA PRADESH	0.00	1480427.00	1480427.00	5.58	0.00	1623262.00	1623262.00	4.79	0.00	1752295.00	1752295.00	4.49
2	ARUNACHAL PRADESH	1000.00	0.00	1000.00	0.07	5000.00	0.00	5000.00	0.25	10000.00	0.00	10000.00	0.60
3	ASSAM	0.00	20908.00	20908.00	0.14	0.00	93041.00	93041.00	0.44	0.00	65834.00	65834.00	0.33
4	BIHAR	0.00	55360.00	55360.00	0.19	0.00	55360.00	55360.00	0.18	0.00	56000.00	56000.00	0.12
5	CHHATTISGARH	6166.00	83607.00	89773.00	1.01	10400.00	127500.00	137900.00	1.15	11000.00	135000.00	146000.00	1.07
6	GOA
7	GUJARAT
8	HARYANA	0.00	89960.00	89960.00	0.86	0.00	124675.00	124675.00	0.96	0.00	125655.00	125655.00	0.84
9	HIMACHAL PRADESH	0.00	24115.00	24115.00	0.31	0.00	20123.00	20123.00	0.21	0.00	19356.00	19356.00	0.16
10	JAMMU & KASHMIR
11	JHARKHAND	0.00	0.00	0.00	0.00	6100.00	440187.00	446287.00	2.97	2600.00	650000.00	652600.00	3.81
12	KARNATAKA	0.00	0.00	0.00	0.00	520.00	0.00	520.00	0.00	0.00	0.00	0.00	0.00
13	KERALA	0.00	9628891.00	9628891.00	59.38	0.00	11132148.00	11132148.00	56.76	0.00	11906768.00	11906768.00	56.87
14	MADHYA PRADESH	0.00	673234.00	673234.00	2.75	0.00	162553.00	162553.00	0.64	0.00	162553.00	162553.00	0.50
15	MAHARASHTRA	0.00	25389.00	25389.00	0.05	0.00	27926.00	27926.00	0.05	0.00	28457.00	28457.00	0.05
16	MANIPUR	75223.00	86365.00	161588.00	12.01	70500.00	171260.00	241760.00	16.04	79300.00	103188.00	182488.00	11.00
17	MEGHALAYA	320473.00	417950.00	738423.00	47.37	574444.00	431258.00	1005702.00	53.89	574444.00	431258.00	1005702.00	53.89
18	MIZORAM	65973.00	7628.00	73601.00	5.75	67000.00	9370.00	76370.00	5.25	68500.00	9810.00	78310.00	5.14
19	NAGALAND	4000.00	3513.00	7513.00	0.39	4000.00	3513.00	7513.00	0.36	4000.00	3513.00	7513.00	0.34
20	ORISSA	115722.00	53419.00	169141.00	1.26	173306.00	87956.00	261262.00	1.47	497674.00	264534.00	762208.00	3.74
21	PUNJAB	0.00	33155.00	33155.00	0.64	0.00	48710.00	48710.00	0.78	0.00	48710.00	48710.00	0.70
22	RAJASTHAN	0.00	299223.00	299223.00	1.05	0.00	302000.00	302000.00	0.92	0.00	302000.00	302000.00	0.92
23	SIKKIM	300.00	0.00	300.00	0.03	540.00	0.00	540.00	0.05	540.00	0.00	540.00	0.05
24	TAMIL NADU	0.00	6956656.00	6956656.00	26.61	0.00	8013309.00	8013309.00	25.75	0.00	9941715.00	9941715.00	25.33
25	TRIPURA	0.00	42473.00	42473.00	2.04	0.00	42000.00	42000.00	1.94	100.00	52200.00	52300.00	2.21
26	UTTARAKHAND	83978.00	5244259.00	5328237.00	85.78	293532.00	288502.00	582034.00	7.90	310099.00	317002.00	627101.00	7.62
27	UTTAR PRADESH	5598802.00	47057819.00	52656621.00	97.72	6876293.00	49968236.00	56844529.00	94.51	6601005.00	55665659.00	62266664.00	96.15
28	WEST BENGAL	0.00	15715641.00	15715641.00	71.71	0.00	17982811.00	17982811.00	71.40	20000.00	19242497.00	19262497.00	70.83
TOTAL STATES		6271637.00	87999992.00	94271629.00	22.14	8081635.00	91155700.00	99237335.00	19.83	8179262.00	101012204.00	109191466.00	18.91
29	A. & N. ISLANDS
30	CHANDIGARH	0.00	13217.00	13217.00	2.69	0.00	13500.00	13500.00	2.34	0.00	13500.00	13500.00	2.35
31	DADRA & NAGAR HAVELI
32	DAMAN & DIU
33	DELHI
34	LAKSHADWEEP
35	PUDUCHERRY
TOTAL U.T.		0.00	13217.00	13217.00	0.18	0.00	13500.00	13500.00	0.14	0.00	13500.00	13500.00	0.14
TOTAL (STATE & UTs)		6271637.00	88013209.00	94284846.00	21.76	8081635.00	91169200.00	99250835.00	19.47	8179262.00	101025704.00	109204966.00	18.61

STATEMENT NO. (8): PLAN & NON-PLAN BUDGETED EXPENDITURE ON ELEMENTARY EDUCATION (Sub-head wise)

ACCOUNT: REVENUE ACCOUNT
PROGRAM: ASSISTANCE TO LOCAL BODIES FOR PRIMARY EDUCATION

(RUPEES IN THOUSANDS)

NO.	TERRITORY	2006-07(ACTUALS)				2007-08(R.E.)				2008-09(B.E.)			
		PLAN	NON-PLAN	TOTAL	% AGE TO TOTAL EXP. ON PMY. EDN.	PLAN	NON-PLAN	TOTAL	% AGE TO TOTAL EXP. ON PMY. EDN.	PLAN	NON-PLAN	TOTAL	% AGE TO TOTAL EXP. ON PMY. EDN.
1	ANDHRA PRADESH	4001.00	20257322.00	20261323.00	76.33	0.00	25681371.00	25681371.00	75.74	0.00	29034894.00	29034894.00	74.35
2	ARUNACHAL PRADESH
3	ASSAM
4	BIHAR	568739.00	1038824.00	1607563.00	5.53	0.00	3355703.00	3355703.00	10.62	0.00	8586440.00	8586440.00	18.47
5	CHHATTISGARH	173882.00	502115.00	675997.00	7.57	265000.00	530000.00	795000.00	6.60	146200.00	810000.00	956200.00	6.98
6	GOA
7	GUJARAT
8	HARYANA	0.00	1200.00	1200.00	0.01	0.00	1520.00	1520.00	0.01	0.00	1520.00	1520.00	0.01
9	HIMACHAL PRADESH
10	JAMMU & KASHMIR
11	JHARKHAND
12	KARNATAKA	6754132.00	22622574.00	29376706.00	95.90	4935367.00	27109747.00	32045114.00	91.21	4540848.00	36381939.00	40922787.00	87.75
13	KERALA	0.00	1069409.00	1069409.00	6.60	0.00	1134781.00	1134781.00	5.79	0.00	1392242.00	1392242.00	6.65
14	MADHYA PRADESH	0.00	2894588.00	2894588.00	11.81	0.00	3405221.00	3405221.00	13.51	0.00	5714261.00	5714261.00	17.44
15	MAHARASHTRA	245895.00	51962392.00	52208287.00	98.28	841742.00	56882657.00	57724399.00	98.28	1170049.00	57714092.00	58884141.00	98.12
16	MANIPUR
17	MEGHALAYA	0.00	1115.00	1115.00	0.07	0.00	1130.00	1130.00	0.06	0.00	1130.00	1130.00	0.06
18	MIZORAM
19	NAGALAND
20	ORISSA
21	PUNJAB
22	RAJASTHAN	157240.00	9773066.00	9930306.00	34.71	24817.00	11008383.00	11033200.00	33.67	63942.00	13059101.00	13123043.00	33.58
23	SIKKIM	800.00	0.00	800.00	0.09	2.00	800.00	802.00	0.08	240261.00	713014.00	953275.00	82.94
24	TAMIL NADU	0.00	51907.00	51907.00	0.20	0.00	59775.00	59775.00	0.19	0.00	59775.00	59775.00	0.15
25	TRIPURA
26	UTTARAKHAND
27	UTTAR PRADESH
28	WEST BENGAL
TOTAL STATES		7904689.00	110174512.00	118079201.00	27.73	6066928.00	129171088.00	135238016.00	27.02	6161300.00	153468408.00	159629708.00	27.65
29	A. & N. ISLANDS
30	CHANDIGARH
31	DADRA & NAGAR HAVELI	46250.00	6204.00	52454.00	34.31	87350.00	14200.00	101550.00	49.98	91000.00	15300.00	106300.00	48.25
32	DAMAN & DIU
33	DELHI	1349952.00	3959102.00	5309054.00	98.02	2018500.00	4828884.00	6847384.00	97.90	1618500.00	5314350.00	6932850.00	98.06
34	LAKSHADWEEP
35	PUDUCHERRY
TOTAL U.T.		1396202.00	3965306.00	5361508.00	71.18	2105850.00	4843084.00	6948934.00	74.03	1709500.00	5329650.00	7039150.00	73.68
TOTAL (STATE & UTs)		9300891.00	114139818.00	123440709.00	28.49	8172778.00	134014172.00	142186950.00	27.89	7870800.00	158798058.00	166668858.00	28.40

STATEMENT NO. (8): PLAN & NON-PLAN BUDGETED EXPENDITURE ON ELEMENTARY EDUCATION (Sub-head wise)

ACCOUNT: REVENUE ACCOUNT
PROGRAM: TEACHER'S TRAINING

(RUPEES IN THOUSANDS)

NO.	TERRITORY	2006-07(ACTUALS)				2007-08(R.E.)				2008-09(B.E.)			
		PLAN	NON-PLAN	TOTAL	% AGE TO TOTAL EXP. ON PMY. EDN.	PLAN	NON-PLAN	TOTAL	% AGE TO TOTAL EXP. ON PMY. EDN.	PLAN	NON-PLAN	TOTAL	% AGE TO TOTAL EXP. ON PMY. EDN.
1	ANDHRA PRADESH	0.00	-1.00	-1.00	0.00	163995.00	353.00	164348.00	0.48	123520.00	353.00	123873.00	0.32
2	ARUNACHAL PRADESH	255.00	0.00	255.00	0.02	1534.00	0.00	1534.00	0.08	0.00	0.00	0.00	0.00
3	ASSAM	0.00	105.00	105.00	0.00	0.00	91.00	91.00	0.00	0.00	101.00	101.00	0.00
4	BIHAR	0.00	207865.00	207865.00	0.71	0.00	113794.00	113794.00	0.36	0.00	191842.00	191842.00	0.41
5	CHHATTISGARH	63.00	4514.00	4577.00	0.05	4670.00	5998.00	10668.00	0.09	4570.00	7080.00	11650.00	0.09
6	GOA	0.00	2542.00	2542.00	0.38	0.00	3102.00	3102.00	0.43	0.00	3554.00	3554.00	0.45
7	GUJARAT	0.00	130520.00	130520.00	0.50	0.00	105000.00	105000.00	0.40	0.00	124200.00	124200.00	0.45
8	HARYANA
9	HIMACHAL PRADESH	51612.00	0.00	51612.00	0.66	47217.00	0.00	47217.00	0.49	47217.00	0.00	47217.00	0.39
10	JAMMU & KASHMIR
11	JHARKHAND	0.00	0.00	0.00	0.00	0.00	42714.00	42714.00	0.28	0.00	49037.00	49037.00	0.29
12	KARNATAKA	0.00	111622.00	111622.00	0.36	0.00	133320.00	133320.00	0.38	0.00	189701.00	189701.00	0.41
13	KERALA
14	MADHYA PRADESH	0.00	2695.00	2695.00	0.01	0.00	3036.00	3036.00	0.01	0.00	3633.00	3633.00	0.01
15	MAHARASHTRA	0.00	308631.00	308631.00	0.58	0.00	308726.00	308726.00	0.53	0.00	337966.00	337966.00	0.56
16	MANIPUR	475.00	0.00	475.00	0.04	1025.00	0.00	1025.00	0.07	1130.00	0.00	1130.00	0.07
17	MEGHALAYA
18	MIZORAM
19	NAGALAND	11155.00	17113.00	28268.00	1.48	20650.00	18951.00	39601.00	1.91	21750.00	19875.00	41625.00	1.89
20	ORISSA
21	PUNJAB
22	RAJASTHAN
23	SIKKIM	5407.00	6045.00	11452.00	1.24	23600.00	7543.00	31143.00	2.96	23844.00	8037.00	31881.00	2.77
24	TAMIL NADU
25	TRIPURA	286535.00	1561243.00	1847778.00	88.55	69557.00	1858502.00	1928059.00	88.90	50175.00	2072296.00	2122471.00	89.80
26	UTTARAKHAND	0.00	39547.00	39547.00	0.64	0.00	70431.00	70431.00	0.96	0.00	239.00	239.00	0.00
27	UTTAR PRADESH
28	WEST BENGAL	3015.00	79238.00	82253.00	0.38	118800.00	93256.00	212056.00	0.84	86500.00	156355.00	242855.00	0.89
	TOTAL STATES	358517.00	2471679.00	2830196.00	0.66	451048.00	2764817.00	3215865.00	0.64	358706.00	3164269.00	3522975.00	0.61
29	A. & N. ISLANDS	3297.00	6968.00	10265.00	1.72	4300.00	7341.00	11641.00	1.78	3200.00	7977.00	11177.00	1.57
30	CHANDIGARH	829.00	8646.00	9475.00	1.93	1500.00	9372.00	10872.00	1.88	1600.00	9502.00	11102.00	1.93
31	DADRA & NAGAR HAVELI
32	DAMAN & DIU
33	DELHI	20300.00	0.00	20300.00	0.37	36600.00	0.00	36600.00	0.52	36600.00	0.00	36600.00	0.52
34	LAKSHADWEEP
35	PUDUCHERRY
	TOTAL U.T.	24426.00	15614.00	40040.00	0.53	42400.00	16713.00	59113.00	0.63	41400.00	17479.00	58879.00	0.62
	TOTAL (STATE & UTs)	382943.00	2487293.00	2870236.00	0.66	493448.00	2781530.00	3274978.00	0.64	400106.00	3181748.00	3581854.00	0.61

..NICNET..

STATEMENT NO. (8): PLAN & NON-PLAN BUDGETED EXPENDITURE ON ELEMENTARY EDUCATION (Sub-head wise)

ACCOUNT: REVENUE ACCOUNT
PROGRAM: NON FORMAL EDUCATION

(RUPEES IN THOUSANDS)

NO.	TERRITORY	2006-07(ACTUALS)				2007-08(R.E.)				2008-09(B.E.)			
		PLAN	NON-PLAN	TOTAL	% AGE TO TOTAL EXP. ON PMY. EDN.	PLAN	NON-PLAN	TOTAL	% AGE TO TOTAL EXP. ON PMY. EDN.	PLAN	NON-PLAN	TOTAL	% AGE TO TOTAL EXP. ON PMY. EDN.
1	ANDHRA PRADESH
2	ARUNACHAL PRADESH
3	ASSAM
4	BIHAR
5	CHHATTISGARH	7884.00	0.00	7884.00	0.09	8000.00	0.00	8000.00	0.07	8000.00	0.00	8000.00	0.06
6	GOA
7	GUJARAT
8	HARYANA
9	HIMACHAL PRADESH
10	JAMMU & KASHMIR
11	JHARKHAND
12	KARNATAKA
13	KERALA
14	MADHYA PRADESH
15	MAHARASHTRA
16	MANIPUR
17	MEGHALAYA	5000.00	0.00	5000.00	0.32	8000.00	0.00	8000.00	0.43	8000.00	0.00	8000.00	0.43
18	MIZORAM
19	NAGALAND	3500.00	0.00	3500.00	0.18	2850.00	0.00	2850.00	0.14	3000.00	0.00	3000.00	0.14
20	ORISSA	0.00	1674200.00	1674200.00	12.47	0.00	0.00	0.00	0.00	1313640.00	0.00	1313640.00	6.45
21	PUNJAB
22	RAJASTHAN	3145600.00	10545.00	3156145.00	11.03	4277763.00	11501.00	4289264.00	13.09	5652400.00	14123.00	5666523.00	14.50
23	SIKKIM	0.00	0.00	0.00	0.00	1.00	0.00	1.00	0.00	1.00	0.00	1.00	0.00
24	TAMIL NADU
25	TRIPURA
26	UTTARAKHAND
27	UTTAR PRADESH
28	WEST BENGAL	0.00	330.00	330.00	0.00	0.00	36.00	36.00	0.00	0.00	397.00	397.00	0.00
TOTAL STATES		3161984.00	1685075.00	4847059.00	1.14	4296614.00	11537.00	4308151.00	0.86	6985041.00	14520.00	6999561.00	1.21
29	A. & N. ISLANDS
30	CHANDIGARH
31	DADRA & NAGAR HAVELI
32	DAMAN & DIU
33	DELHI
34	LAKSHADWEEP
35	PUDUCHERRY
TOTAL U.T.		0.00	0.00	0.00	0.00	0.00	0.00	0.00	0.00	0.00	0.00	0.00	0.00
TOTAL (STATE & UTs)		3161984.00	1685075.00	4847059.00	1.12	4296614.00	11537.00	4308151.00	0.84	6985041.00	14520.00	6999561.00	1.19

STATEMENT NO. (8): PLAN & NON-PLAN BUDGETED EXPENDITURE ON ELEMENTARY EDUCATION (Sub-head wise)

ACCOUNT: REVENUE ACCOUNT
PROGRAM: SCHOLARSHIPS

(RUPEES IN THOUSANDS)

NO.	TERRITORY	2006-07 (ACTUALS)				2007-08 (R.E.)				2008-09 (B.E.)			
		PLAN	NON-PLAN	TOTAL	% AGE TO TOTAL EXP. ON PMY. EDN.	PLAN	NON-PLAN	TOTAL	% AGE TO TOTAL EXP. ON PMY. EDN.	PLAN	NON-PLAN	TOTAL	% AGE TO TOTAL EXP. ON PMY. EDN.
1	ANDHRA PRADESH
2	ARUNACHAL PRADESH	69000.00	0.00	69000.00	4.49	100600.00	0.00	100600.00	5.10	70000.00	0.00	70000.00	4.23
3	ASSAM	0.00	13476.00	13476.00	0.09	0.00	7596.00	7596.00	0.04	0.00	7656.00	7656.00	0.04
4	BIHAR
5	CHHATTISGARH	82577.00	61.00	82638.00	0.93	103500.00	120.00	103620.00	0.86	103500.00	120.00	103620.00	0.76
6	GOA
7	GUJARAT
8	HARYANA	261348.00	2700.00	264048.00	2.54	616400.00	2700.00	619100.00	4.79	168000.00	3050.00	171050.00	1.15
9	HIMACHAL PRADESH	3930.00	1744.00	5674.00	0.07	4874.00	5298.00	10172.00	0.10	4874.00	1500.00	6374.00	0.05
10	JAMMU & KASHMIR
11	JHARKHAND
12	KARNATAKA	0.00	0.00	0.00	0.00	527300.00	0.00	527300.00	1.50	700000.00	0.00	700000.00	1.50
13	KERALA
14	MADHYA PRADESH
15	MAHARASHTRA
16	MANIPUR	192.00	0.00	192.00	0.01	250.00	0.00	250.00	0.02	250.00	0.00	250.00	0.02
17	MEGHALAYA	200.00	200.00	400.00	0.03	400.00	200.00	600.00	0.03	400.00	200.00	600.00	0.03
18	MIZORAM
19	NAGALAND
20	ORISSA	0.00	1771.00	1771.00	0.01	0.00	2640.00	2640.00	0.01	49998.00	2640.00	52638.00	0.26
21	PUNJAB
22	RAJASTHAN	0.00	34669.00	34669.00	0.12	0.00	32476.00	32476.00	0.10	0.00	32476.00	32476.00	0.08
23	SIKKIM
24	TAMIL NADU
25	TRIPURA
26	UTTARAKHAND	0.00	777.00	777.00	0.01	0.00	1500.00	1500.00	0.02	0.00	1000.00	1000.00	0.01
27	UTTAR PRADESH	0.00	6492.00	6492.00	0.01	0.00	7147.00	7147.00	0.01	0.00	7147.00	7147.00	0.01
28	WEST BENGAL	5400.00	3168.00	8568.00	0.04	201800.00	3437.00	205237.00	0.81	135000.00	3696.00	138696.00	0.51
TOTAL STATES		422647.00	65058.00	487705.00	0.11	1555124.00	63114.00	1618238.00	0.32	1232022.00	59485.00	1291507.00	0.22
29	A. & N. ISLANDS
30	CHANDIGARH
31	DADRA & NAGAR HAVELI
32	DAMAN & DIU
33	DELHI
34	LAKSHADWEEP
35	PUDUCHERRY	0.00	9.00	9.00	0.00	0.00	150.00	150.00	0.02	0.00	360.00	360.00	0.04
TOTAL U.T.		0.00	9.00	9.00	0.00	0.00	150.00	150.00	0.00	0.00	360.00	360.00	0.00
TOTAL (STATE & UTs)		422647.00	65067.00	487714.00	0.11	1555124.00	63264.00	1618388.00	0.32	1232022.00	59845.00	1291867.00	0.22

STATEMENT NO. (8): PLAN & NON-PLAN BUDGETED EXPENDITURE ON ELEMENTARY EDUCATION (Sub-head wise)

ACCOUNT: REVENUE ACCOUNT
PROGRAM: TEXTS BOOKS

(RUPEES IN THOUSANDS)

NO.	TERRITORY	2006-07(ACTUALS)				2007-08(R.E.)				2008-09(B.E.)			
		PLAN	NON-PLAN	TOTAL	% AGE TO TOTAL EXP. ON PMY. EDN.	PLAN	NON-PLAN	TOTAL	% AGE TO TOTAL EXP. ON PMY. EDN.	PLAN	NON-PLAN	TOTAL	% AGE TO TOTAL EXP. ON PMY. EDN.
1	ANDHRA PRADESH
2	ARUNACHAL PRADESH	68.00	0.00	68.00	0.00	70000.00	0.00	70000.00	3.55	50000.00	0.00	50000.00	3.02
3	ASSAM	0.00	0.00	0.00	0.00	0.00	330.00	330.00	0.00	0.00	330.00	330.00	0.00
4	BIHAR
5	CHHATTISGARH	109002.00	0.00	109002.00	1.22	150300.00	0.00	150300.00	1.25	203300.00	0.00	203300.00	1.48
6	GOA
7	GUJARAT	315224.00	0.00	315224.00	1.22	414823.00	0.00	414823.00	1.59	394999.00	0.00	394999.00	1.42
8	HARYANA	3424.00	208250.00	211674.00	2.03	235.00	149134.00	149369.00	1.15	400.00	167005.00	167405.00	1.12
9	HIMACHAL PRADESH
10	JAMMU & KASHMIR
11	JHARKHAND
12	KARNATAKA
13	KERALA
14	MADHYA PRADESH	202043.00	0.00	202043.00	0.82	557547.00	0.00	557547.00	2.21	602980.00	0.00	602980.00	1.84
15	MAHARASHTRA
16	MANIPUR	0.00	0.00	0.00	0.00	110.00	0.00	110.00	0.01	170.00	0.00	170.00	0.01
17	MEGHALAYA
18	MIZORAM
19	NAGALAND
20	ORISSA	0.00	130169.00	130169.00	0.97	0.00	157658.00	157658.00	0.89	0.00	134497.00	134497.00	0.66
21	PUNJAB
22	RAJASTHAN
23	SIKKIM	9428.00	0.00	9428.00	1.02	13600.00	0.00	13600.00	1.29	26000.00	0.00	26000.00	2.26
24	TAMIL NADU	271815.00	0.00	271815.00	1.04	315787.00	0.00	315787.00	1.01	315787.00	0.00	315787.00	0.80
25	TRIPURA	0.00	42.00	42.00	0.00	0.00	10.00	10.00	0.00	0.00	30.00	30.00	0.00
26	UTTARAKHAND
27	UTTAR PRADESH
28	WEST BENGAL	150851.00	85804.00	236655.00	1.08	250000.00	97272.00	347272.00	1.38	265000.00	104418.00	369418.00	1.36
TOTAL STATES		1061855.00	424265.00	1486120.00	0.35	1772402.00	404404.00	2176806.00	0.43	1858636.00	406280.00	2264916.00	0.39
29	A. & N. ISLANDS
30	CHANDIGARH
31	DADRA & NAGAR HAVELI
32	DAMAN & DIU
33	DELHI
34	LAKSHADWEEP
35	PUDUCHERRY	98566.00	0.00	98566.00	12.53	90676.00	0.00	90676.00	10.66	102552.00	0.00	102552.00	12.09
TOTAL U.T.		98566.00	0.00	98566.00	1.31	90676.00	0.00	90676.00	0.97	102552.00	0.00	102552.00	1.07
TOTAL (STATE & UTs)		1160421.00	424265.00	1584686.00	0.37	1863078.00	404404.00	2267482.00	0.44	1961188.00	406280.00	2367468.00	0.40

STATEMENT NO. (8): PLAN & NON-PLAN BUDGETED EXPENDITURE ON ELEMENTARY EDUCATION (Sub-head wise)

ACCOUNT: REVENUE ACCOUNT
PROGRAM: OTHER EXPENDITURE

(RUPEES IN THOUSANDS)

NO.	TERRITORY	2006-07(ACTUALS)				2007-08(R.E.)				2008-09(B.E.)			
		PLAN	NON-PLAN	TOTAL	% AGE TO TOTAL EXP. ON PMY. EDN.	PLAN	NON-PLAN	TOTAL	% AGE TO TOTAL EXP. ON PMY. EDN.	PLAN	NON-PLAN	TOTAL	% AGE TO TOTAL EXP. ON PMY. EDN.
1	ANDHRA PRADESH	3035404.00	105137.00	3140541.00	11.83	3293282.00	921324.00	4214606.00	12.43	4357937.00	994773.00	5352710.00	13.71
2	ARUNACHAL PRADESH	345365.00	0.00	345365.00	22.50	447177.00	0.00	447177.00	22.69	96842.00	0.00	96842.00	5.86
3	ASSAM	201838.00	660193.00	862031.00	5.94	478900.00	280276.00	759176.00	3.60	984900.00	58913.00	1043813.00	5.21
4	BIHAR	3643122.00	4029864.00	7672986.00	26.39	23970.00	6710119.00	6734089.00	21.32	8850000.00	4180219.00	13030219.00	28.03
5	CHHATTISGARH	1422303.00	42095.00	1464398.00	16.40	3019674.00	100000.00	3119674.00	25.91	4111900.00	50000.00	4161900.00	30.39
6	GOA	32874.00	161920.00	194794.00	29.50	25828.00	197866.00	223694.00	30.67	25226.00	220243.00	245469.00	30.79
7	GUJARAT	549744.00	1150204.00	1699948.00	6.57	740838.00	955640.00	1696478.00	6.52	1157674.00	1139010.00	2296684.00	8.27
8	HARYANA	365506.00	150115.00	515621.00	4.95	351527.00	150100.00	501627.00	3.88	2713700.00	150100.00	2863800.00	19.23
9	HIMACHAL PRADESH	259521.00	15000.00	274521.00	3.49	520764.00	86100.00	606864.00	6.26	4.00	602960.00	602964.00	5.02
10	JAMMU & KASHMIR
11	JHARKHAND	0.00	0.00	0.00	0.00	5227256.00	0.00	5227256.00	34.82	5726100.00	0.00	5726100.00	33.39
12	KARNATAKA	969713.00	168669.00	1138382.00	3.72	2230163.00	183519.00	2413682.00	6.87	4616030.00	192269.00	4808299.00	10.31
13	KERALA	45950.00	104326.00	150276.00	0.93	43355.00	238763.00	282118.00	1.44	25000.00	32527.00	57527.00	0.27
14	MADHYA PRADESH	0.00	1000.00	1000.00	0.00	0.00	20000.00	20000.00	0.08	0.00	20000.00	20000.00	0.06
15	MAHARASHTRA	0.00	0.00	0.00	0.00	10120.00	0.00	10120.00	0.02	0.00	0.00	0.00	0.00
16	MANIPUR	107293.00	167.00	107460.00	7.98	188723.00	511.00	189234.00	12.55	225405.00	542.00	225947.00	13.63
17	MEGHALAYA	200.00	1150.00	1350.00	0.09	400.00	1155.00	1555.00	0.08	400.00	1155.00	1555.00	0.08
18	MIZORAM
19	NAGALAND	184920.00	0.00	184920.00	9.66	127500.00	7962.00	135462.00	6.55	143804.00	0.00	143804.00	6.54
20	ORISSA	117752.00	540.00	118292.00	0.88	824701.00	3460614.00	4285315.00	24.19	3395172.00	733.00	3395905.00	16.67
21	PUNJAB
22	RAJASTHAN	601158.00	1281769.00	1882927.00	6.58	637191.00	1551639.00	2188830.00	6.68	637199.00	1848903.00	2486102.00	6.36
23	SIKKIM	59439.00	0.00	59439.00	6.45	40200.00	0.00	40200.00	3.82	49200.00	0.00	49200.00	4.28
24	TAMIL NADU	1204349.00	6000.00	1210349.00	4.63	937030.00	540.00	937570.00	3.01	1330846.00	270.00	1331116.00	3.39
25	TRIPURA	120346.00	3097.00	123443.00	5.92	111366.00	3500.00	114866.00	5.30	88440.00	3916.00	92356.00	3.91
26	UTTARAKHAND	492000.00	1037.00	493037.00	7.94	650002.00	1300.00	651302.00	8.84	655726.00	1300.00	657026.00	7.98
27	UTTAR PRADESH	72892.00	532954.00	605846.00	1.12	83.00	2305091.00	2305174.00	3.83	2.00	1437195.00	1437197.00	2.22
28	WEST BENGAL	5429370.00	158886.00	5588256.00	25.50	5859250.00	243386.00	6102636.00	24.23	6564400.00	261556.00	6825956.00	25.10
	TOTAL STATES	19261059.00	8574123.00	27835182.00	6.54	25789300.00	17419405.00	43208705.00	8.63	45755907.00	11196584.00	56952491.00	9.86
29	A. & N. ISLANDS	67154.00	10608.00	77762.00	13.06	73100.00	13810.00	86910.00	13.27	65800.00	16352.00	82152.00	11.51
30	CHANDIGARH	29063.00	860.00	29923.00	6.09	43500.00	920.00	44420.00	7.68	35550.00	1090.00	36640.00	6.38
31	DADRA & NAGAR HAVELI
32	DAMAN & DIU	7675.00	987.00	8662.00	10.34	10200.00	1000.00	11200.00	12.79	10800.00	1900.00	12700.00	13.66
33	DELHI	87000.00	0.00	87000.00	1.61	110000.00	0.00	110000.00	1.57	100000.00	375.00	100375.00	1.42
34	LAKSHADWEEP	0.00	0.00	0.00	0.00	0.00	500.00	500.00	2.82	0.00	500.00	500.00	1.44
35	PUDUCHERRY	142463.00	1330.00	143793.00	18.28	182784.00	1635.00	184419.00	21.68	152146.00	2015.00	154161.00	18.17
	TOTAL U.T.	333355.00	13785.00	347140.00	4.61	419584.00	17865.00	437449.00	4.66	364296.00	22232.00	386528.00	4.05
	TOTAL (STATE & UTs)	19594414.00	8587908.00	28182322.00	6.50	26208884.00	17437270.00	43646154.00	8.56	46120203.00	11218816.00	57339019.00	9.77

STATEMENT NO. (9): PLAN & NON-PLAN BUDGETED EXPENDITURE ON SECONDARY EDUCATION

ACCOUNT: REVENUE ACCOUNT
PROGRAM: TOTAL EXPENDITURE

(RUPEES IN THOUSANDS)

NO.	TERRITORY	2006-07 (ACTUALS)				2007-08 (R.E.)				2008-09 (B.E.)			
		PLAN	NON-PLAN	TOTAL	% AGE TO TOTAL EXP. ON EDUCATION	PLAN	NON-PLAN	TOTAL	% AGE TO TOTAL EXP. ON EDUCATION	PLAN	NON-PLAN	TOTAL	% AGE TO TOTAL EXP. ON EDUCATION
1	ANDHRA PRADESH	524534.00	17521862.00	18046396.00	31.15	1400576.00	21314863.00	22715439.00	31.06	7191198.00	23756203.00	30947401.00	35.47
2	ARUNACHAL PRADESH	246324.00	222350.00	468674.00	20.58	410444.00	251919.00	662363.00	22.91	355324.00	256212.00	611536.00	24.14
3	ASSAM	35996.00	7218760.00	7254756.00	28.52	158700.00	8287804.00	8446504.00	24.05	202000.00	9920588.00	10122588.00	27.79
4	BIHAR	11000.00	10193998.00	10204998.00	20.99	21000.00	8313722.00	8334722.00	16.58	56000.00	9585747.00	9641747.00	14.59
5	CHHATTISGARH	1409769.00	1087844.00	2497613.00	19.34	2678589.00	1337168.00	4015757.00	21.71	3282733.00	1532720.00	4815453.00	22.53
6	GOA	595357.00	1544731.00	2140088.00	60.33	215565.00	1746466.00	1962031.00	54.01	316542.00	1852592.00	2169134.00	56.88
7	GUJARAT	185796.00	13558274.00	13744070.00	29.96	474481.00	14313740.00	14788221.00	30.79	1259556.00	14457573.00	15717129.00	30.36
8	HARYANA	884354.00	6903587.00	7787941.00	35.62	1550500.00	8097250.00	9647750.00	34.03	2072493.00	8715827.00	10788320.00	34.44
9	HIMACHAL PRADESH	552377.00	3629149.00	4181526.00	31.99	460573.00	3697083.00	4157656.00	27.54	120330.00	5181250.00	5301580.00	28.03
10	JAMMU & KASHMIR	0.00	4268251.00	4268251.00	45.34	99140.00	2687294.00	2786434.00	25.04	224900.00	5095697.00	5320597.00	36.36
11	JHARKHAND	0.00	1332351.00	1332351.00	11.71	447000.00	2617691.00	3064691.00	14.12	447000.00	4171580.00	4618580.00	17.88
12	KARNATAKA	2638259.00	13882826.00	16521085.00	29.92	2843543.00	17072284.00	19915827.00	30.70	4538062.00	22150398.00	26688460.00	31.59
13	KERALA	209053.00	14029608.00	14238661.00	37.25	390500.00	18261084.00	18651584.00	39.31	685501.00	21758934.00	22444435.00	41.70
14	MADHYA PRADESH	645465.00	6344370.00	6989835.00	19.58	1526028.00	6932597.00	8458625.00	21.53	1825646.00	8632555.00	10458201.00	21.23
15	MAHARASHTRA	2349137.00	43889031.00	46238168.00	39.04	1938252.00	53559655.00	55497907.00	41.52	1517689.00	56280626.00	57798315.00	41.63
16	MANIPUR	88706.00	882896.00	971602.00	31.24	93617.00	994720.00	1088337.00	31.93	86223.00	1073186.00	1159409.00	31.05
17	MEGHALAYA	259622.00	616155.00	875777.00	28.73	330825.00	682426.00	1013251.00	27.34	330825.00	682426.00	1013251.00	27.34
18	MIZORAM	287041.00	343738.00	630779.00	25.82	326830.00	386296.00	713126.00	25.29	346750.00	429120.00	775870.00	25.77
19	NAGALAND	35588.00	675396.00	710984.00	23.72	58300.00	677785.00	736085.00	22.83	48300.00	708260.00	756560.00	22.34
20	ORISSA	925197.00	5201009.00	6126206.00	25.19	1252984.00	5819882.00	7072866.00	23.26	859037.00	8176643.00	9035680.00	25.43
21	PUNJAB	414011.00	14626036.00	15040047.00	66.07	424010.00	18735360.00	19159370.00	66.60	650612.00	18887015.00	19537627.00	66.15
22	RAJASTHAN	176225.00	15705591.00	15881816.00	32.71	301417.00	17126852.00	17428269.00	31.88	563580.00	20218945.00	20782525.00	32.06
23	SIKKIM	293359.00	573036.00	866395.00	45.09	377727.00	614331.00	992058.00	44.89	500425.00	658070.00	1158495.00	46.71
24	TAMIL NADU	331341.00	21640277.00	21971618.00	36.97	2672014.00	25830449.00	28502463.00	39.37	2463287.00	33419386.00	35882673.00	39.85
25	TRIPURA	46154.00	1948926.00	1995080.00	41.18	67838.00	2331081.00	2398919.00	45.71	103090.00	2602520.00	2705610.00	46.05
26	UTTARAKHAND	992771.00	4481245.00	5474016.00	40.06	1419577.00	5186670.00	6606247.00	41.06	1448247.00	5556581.00	7004828.00	40.87
27	UTTAR PRADESH	7087185.00	24641551.00	31728736.00	33.26	623849.00	26065863.00	26689712.00	27.46	504905.00	28497038.00	29001943.00	27.43
28	WEST BENGAL	200240.00	27293463.00	27493703.00	46.68	315444.00	31468898.00	31784342.00	46.36	812255.00	34144575.00	34956830.00	46.74
TOTAL STATES		21424861.00	264256311.00	285681172.00	33.96	22879323.00	304411233.00	327290556.00	33.34	32812510.00	348402267.00	381214777.00	33.85
29	A. & N. ISLANDS	94241.00	319285.00	413526.00	34.48	121530.00	344536.00	466066.00	35.42	126100.00	330832.00	456932.00	33.05
30	CHANDIGARH	46016.00	332790.00	378806.00	20.34	65100.00	352615.00	417715.00	19.48	63000.00	356661.00	419661.00	19.67
31	DADRA & NAGAR HAVELI	20471.00	25133.00	45604.00	20.32	33600.00	29700.00	63300.00	21.35	37000.00	30500.00	67500.00	21.40
32	DAMAN & DIU	14314.00	60544.00	74858.00	37.78	14600.00	61500.00	76100.00	36.75	17600.00	64600.00	82200.00	36.29
33	DELHI	851764.00	9269712.00	10121476.00	57.73	1428800.00	10034006.00	11462806.00	53.97	1529800.00	12335793.00	13865593.00	57.47
34	LAKSHADWEEP	7104.00	126311.00	133415.00	48.59	12350.00	114240.00	126590.00	37.55	26400.00	121080.00	147480.00	37.27
35	PUDUCHERRY	218242.00	473806.00	692048.00	33.26	235737.00	517294.00	753031.00	32.29	246019.00	539050.00	785069.00	34.15
TOTAL U.T.		1252152.00	10607581.00	11859733.00	50.74	1911717.00	11453891.00	13365608.00	47.95	2045919.00	13778516.00	15824435.00	51.25
TOTAL (STATE & UTs)		22677013.00	274863892.00	297540905.00	34.41	24791040.00	315865124.00	340656164.00	33.74	34858429.00	362180783.00	397039212.00	34.32
CENTRE TOTAL		10200600.00	9010039.00	19210639.00	8.05	16353000.00	9923800.00	26276800.00	8.88	45540000.00	10411000.00	55951000.00	14.45
GRAND TOTAL		32877613.00	283873931.00	316751544.00	28.71	41144040.00	325788924.00	366932964.00	28.11	80398429.00	372591783.00	452990212.00	29.34

STATEMENT NO. (10): PLAN & NON-PLAN BUDGETED EXPENDITURE ON SECONDARY EDUCATION (Sub-head wise)

ACCOUNT: REVENUE ACCOUNT
PROGRAM: DIRECTION, INSPECTION & ADMINISTRATION

(RUPEES IN THOUSANDS)

NO.	TERRITORY	2006-07 (ACTUALS)				2007-08 (R.E.)				2008-09 (B.E.)			
		PLAN	NON-PLAN	TOTAL	% AGE TO TOTAL EXP. ON SEC. EDN.	PLAN	NON-PLAN	TOTAL	% AGE TO TOTAL EXP. ON SEC. EDN.	PLAN	NON-PLAN	TOTAL	% AGE TO TOTAL EXP. ON SEC. EDN.
1	ANDHRA PRADESH	0.00	6936.00	6936.00	0.04	0.00	7877.00	7877.00	0.03	0.00	7742.00	7742.00	0.03
2	ARUNACHAL PRADESH
3	ASSAM	383.00	401812.00	402195.00	5.54	800.00	996968.00	997768.00	11.81	1000.00	1187075.00	1188075.00	11.74
4	BIHAR	0.00	1017999.00	1017999.00	9.98	1000.00	187057.00	188057.00	2.26	2500.00	229714.00	232214.00	2.41
5	CHHATTISGARH
6	GOA	0.00	6.00	6.00	0.00	0.00	302.00	302.00	0.02	0.00	302.00	302.00	0.01
7	GUJARAT	0.00	36130.00	36130.00	0.26	231.00	39725.00	39956.00	0.27	0.00	38827.00	38827.00	0.25
8	HARYANA	75816.00	169179.00	244995.00	3.15	390919.00	181232.00	572151.00	5.93	377300.00	216580.00	593880.00	5.50
9	HIMACHAL PRADESH	0.00	94513.00	94513.00	2.26	0.00	92212.00	92212.00	2.22	0.00	118438.00	118438.00	2.23
10	JAMMU & KASHMIR	0.00	4249613.00	4249613.00	99.56	9540.00	2664771.00	2674311.00	95.98	44900.00	5074835.00	5119735.00	96.22
11	JHARKHAND	0.00	0.00	0.00	0.00	0.00	75625.00	75625.00	2.47	0.00	84656.00	84656.00	1.83
12	KARNATAKA	15037.00	124040.00	139077.00	0.84	20976.00	172716.00	193692.00	0.97	21525.00	194473.00	215998.00	0.81
13	KERALA	12432.00	523098.00	535530.00	3.76	11500.00	567874.00	579374.00	3.11	71500.00	621064.00	692564.00	3.09
14	MADHYA PRADESH	0.00	6748.00	6748.00	0.10	0.00	48086.00	48086.00	0.57	40450.00	55006.00	95456.00	0.91
15	MAHARASHTRA	0.00	194665.00	194665.00	0.42	0.00	196724.00	196724.00	0.35	0.00	208129.00	208129.00	0.36
16	MANIPUR	38249.00	11294.00	49543.00	5.10	10881.00	3644.00	14525.00	1.33	5500.00	4008.00	9508.00	0.82
17	MEGHALAYA	4590.00	28741.00	33331.00	3.81	12530.00	30950.00	43480.00	4.29	12530.00	30950.00	43480.00	4.29
18	MIZORAM	0.00	12508.00	12508.00	1.98	10040.00	11920.00	21960.00	3.08	3040.00	13340.00	16380.00	2.11
19	NAGALAND	18858.00	226414.00	245272.00	34.50	20100.00	177319.00	197419.00	26.82	20100.00	184660.00	204760.00	27.06
20	ORISSA	0.00	76682.00	76682.00	1.25	0.00	85403.00	85403.00	1.21	0.00	95119.00	95119.00	1.05
21	PUNJAB	0.00	150199.00	150199.00	1.00	0.00	206775.00	206775.00	1.08	0.00	218028.00	218028.00	1.12
22	RAJASTHAN	18357.00	366977.00	385334.00	2.43	24637.00	405154.00	429791.00	2.47	42020.00	456609.00	498629.00	2.40
23	SIKKIM	20649.00	31751.00	52400.00	6.05	24800.00	35689.00	60489.00	6.10	25930.00	36931.00	62861.00	5.43
24	TAMIL NADU	539.00	362923.00	363462.00	1.65	56.00	441325.00	441381.00	1.55	56.00	528490.00	528546.00	1.47
25	TRIPURA	0.00	937.00	937.00	0.05	0.00	1124.00	1124.00	0.05	0.00	1250.00	1250.00	0.05
26	UTTARAKHAND	75302.00	84220.00	159522.00	2.91	99861.00	79677.00	179538.00	2.72	124333.00	106671.00	231004.00	3.30
27	UTTAR PRADESH	0.00	389441.00	389441.00	1.23	34925.00	448453.00	483378.00	1.81	4.00	471487.00	471491.00	1.63
28	WEST BENGAL	0.00	597015.00	597015.00	2.17	14000.00	708789.00	722789.00	2.27	10000.00	772841.00	782841.00	2.24
	TOTAL STATES	280212.00	9163841.00	9444053.00	3.31	686796.00	7867391.00	8554187.00	2.61	802688.00	10957225.00	11759913.00	3.08
29	A. & N. ISLANDS
30	CHANDIGARH	0.00	6615.00	6615.00	1.75	0.00	9505.00	9505.00	2.28	0.00	7625.00	7625.00	1.82
31	DADRA & NAGAR HAVELI	16479.00	24984.00	41463.00	90.92	26570.00	28400.00	54970.00	86.84	30950.00	29000.00	59950.00	88.81
32	DAMAN & DIU
33	DELHI	6313.00	65746.00	72059.00	0.71	9900.00	70025.00	79925.00	0.70	9000.00	108575.00	117575.00	0.85
34	LAKSHADWEEP
35	PUDUCHERRY	3130.00	24841.00	27971.00	4.04	3309.00	25661.00	28970.00	3.85	3940.00	27001.00	30941.00	3.94
	TOTAL U.T.	25922.00	122186.00	148108.00	1.25	39779.00	133591.00	173370.00	1.30	43890.00	172201.00	216091.00	1.37
	TOTAL (STATE & UTs)	306134.00	9286027.00	9592161.00	3.22	726575.00	8000982.00	8727557.00	2.56	846578.00	11129426.00	11976004.00	3.02

STATEMENT NO. (10): PLAN & NON-PLAN BUDGETED EXPENDITURE ON SECONDARY EDUCATION (Sub-head wise)

ACCOUNT: REVENUE ACCOUNT
PROGRAM: GOVERNMENT SECONDARY SCHOOLS

(RUPEES IN THOUSANDS)

NO.	TERRITORY	2006-07(ACTUALS)				2007-08(R.E.)				2008-09(B.E.)			
		PLAN	NON-PLAN	TOTAL	% AGE TO TOTAL EXP. ON SEC. EDN.	PLAN	NON-PLAN	TOTAL	% AGE TO TOTAL EXP. ON SEC. EDN.	PLAN	NON-PLAN	TOTAL	% AGE TO TOTAL EXP. ON SEC. EDN.
1	ANDHRA PRADESH	119558.00	1841813.00	1961371.00	10.87	452260.00	2228876.00	2681136.00	11.80	2460151.00	2542832.00	5002983.00	16.17
2	ARUNACHAL PRADESH	174690.00	219642.00	394332.00	84.14	207046.00	249409.00	456455.00	68.91	233450.00	253621.00	487071.00	79.65
3	ASSAM	0.00	205516.00	205516.00	2.83	0.00	356345.00	356345.00	4.22	500.00	391491.00	391991.00	3.87
4	BIHAR	3500.00	6052005.00	6055505.00	59.34	10000.00	6640904.00	6650904.00	79.80	20000.00	7903949.00	7923949.00	82.18
5	CHHATTISGARH	1254040.00	820206.00	2074246.00	83.05	2245847.00	888240.00	3134087.00	78.04	2693862.00	1048400.00	3742262.00	77.71
6	GOA	3359.00	177125.00	180484.00	8.43	7500.00	198996.00	206496.00	10.52	8000.00	220111.00	228111.00	10.52
7	GUJARAT	4518.00	516887.00	521405.00	3.79	16950.00	541600.00	558550.00	3.78	115308.00	515400.00	630708.00	4.01
8	HARYANA	711218.00	6145677.00	6856895.00	88.05	705236.00	7310966.00	8016202.00	83.09	914319.00	7841500.00	8755819.00	81.16
9	HIMACHAL PRADESH	548358.00	3444620.00	3992978.00	95.49	455608.00	3332963.00	3788571.00	91.12	115455.00	4551247.00	4666702.00	88.02
10	JAMMU & KASHMIR	0.00	0.00	0.00	0.00	89600.00	0.00	89600.00	3.22	180000.00	0.00	180000.00	3.38
11	JHARKHAND	0.00	1332351.00	1332351.00	100.00	202500.00	2024646.00	2227146.00	72.67	133100.00	3542748.00	3675848.00	79.59
12	KARNATAKA	967477.00	1319357.00	2286834.00	13.84	574424.00	1889424.00	2463848.00	12.37	1199434.00	2045534.00	3244968.00	12.16
13	KERALA	158175.00	4437098.00	4595273.00	32.27	130000.00	6302000.00	6432000.00	34.49	250000.00	7545480.00	7795480.00	34.73
14	MADHYA PRADESH	505053.00	5147974.00	5653027.00	80.87	1169150.00	5726136.00	6895286.00	81.52	1319584.00	6762333.00	8081917.00	77.28
15	MAHARASHTRA	0.00	79489.00	79489.00	0.17	0.00	79025.00	79025.00	0.14	0.00	82662.00	82662.00	0.14
16	MANIPUR	92.00	824249.00	824341.00	84.84	10.00	920686.00	920696.00	84.60	50.00	1018267.00	1018317.00	87.83
17	MEGHALAYA	31780.00	113631.00	145411.00	16.60	48872.00	130063.00	178935.00	17.66	48872.00	130063.00	178935.00	17.66
18	MIZORAM	137909.00	298857.00	436766.00	69.24	162110.00	333182.00	495292.00	69.45	178600.00	364470.00	543070.00	69.09
19	NAGALAND	13530.00	393566.00	407096.00	57.26	24100.00	460836.00	484936.00	65.88	24100.00	483107.00	507207.00	67.94
20	ORISSA	129366.00	4959946.00	5089312.00	83.07	156535.00	5505432.00	5661967.00	80.05	204033.00	6803546.00	7007579.00	77.55
21	PUNJAB	414011.00	13208034.00	13622045.00	90.57	424010.00	16988950.00	17412960.00	90.88	650612.00	17585161.00	18235773.00	93.34
22	RAJASTHAN	135607.00	13955154.00	14090761.00	88.72	250654.00	15254851.00	15505505.00	88.97	484491.00	18125429.00	18609920.00	89.55
23	SIKKIM	230774.00	541285.00	772059.00	89.11	301300.00	578642.00	879942.00	88.70	377459.00	621139.00	998598.00	86.20
24	TAMIL NADU	77108.00	13049705.00	13126813.00	59.74	2085346.00	16451773.00	18537119.00	65.04	1622703.00	21949579.00	23572282.00	65.69
25	TRIPURA
26	UTTARAKHAND	737108.00	3411758.00	4148866.00	75.79	1040211.00	4112255.00	5152466.00	77.99	1131890.00	4399953.00	5531843.00	78.97
27	UTTAR PRADESH	44728.00	2185440.00	2230168.00	7.03	53354.00	2572953.00	2626307.00	9.84	117983.00	2744153.00	2862136.00	9.87
28	WEST BENGAL	1875.00	342520.00	344395.00	1.25	10000.00	404816.00	414816.00	1.31	10000.00	495238.00	505238.00	1.45
TOTAL STATES		6403834.00	85023905.00	91427739.00	32.00	10822623.00	101483969.00	112306592.00	34.31	14493956.00	119967413.00	134461369.00	35.27
29	A. & N. ISLANDS	73835.00	298111.00	371946.00	89.95	88400.00	315570.00	403970.00	86.68	91530.00	303044.00	394574.00	86.35
30	CHANDIGARH	30904.00	299713.00	330617.00	87.28	47475.00	316500.00	363975.00	87.13	46050.00	322421.00	368471.00	87.80
31	DADRA & NAGAR HAVELI
32	DAMAN & DIU	13414.00	34019.00	47433.00	63.36	13700.00	34300.00	48000.00	63.07	16700.00	36900.00	53600.00	65.21
33	DELHI	0.00	2903615.00	2903615.00	28.69	0.00	3693123.00	3693123.00	32.22	0.00	4268703.00	4268703.00	30.79
34	LAKSHADWEEP	7104.00	125856.00	132960.00	99.66	12350.00	113540.00	125890.00	99.45	26400.00	120880.00	147280.00	99.86
35	PUDUCHERRY	182082.00	331815.00	513897.00	74.26	208344.00	360760.00	569104.00	75.58	225682.00	368291.00	593973.00	75.66
TOTAL U.T.		307339.00	3993129.00	4300468.00	36.26	370269.00	4833793.00	5204062.00	38.94	406362.00	5420239.00	5826601.00	36.82
TOTAL (STATE & UTs)		6711173.00	89017034.00	95728207.00	32.17	11192892.00	106317762.00	117510654.00	34.50	14900318.00	125387652.00	140287970.00	35.33

STATEMENT NO. (10): PLAN & NON-PLAN BUDGETED EXPENDITURE ON SECONDARY EDUCATION (Sub-head wise)

ACCOUNT: REVENUE ACCOUNT
PROGRAM: ASSISTANCE TO NON-GOVT. SECONDARY SCHOOLS

(RUPEES IN THOUSANDS)

NO.	TERRITORY	2006-07(ACTUALS)				2007-08(R.E.)				2008-09(B.E.)			
		PLAN	NON-PLAN	TOTAL	% AGE TO TOTAL EXP. ON SEC. EDN.	PLAN	NON-PLAN	TOTAL	% AGE TO TOTAL EXP. ON SEC. EDN.	PLAN	NON-PLAN	TOTAL	% AGE TO TOTAL EXP. ON SEC. EDN.
1	ANDHRA PRADESH	1930.00	2537801.00	2539731.00	14.07	2123.00	2970769.00	2972892.00	13.09	40623.00	3195944.00	3236567.00	10.46
2	ARUNACHAL PRADESH	5000.00	0.00	5000.00	1.07	114260.00	0.00	114260.00	17.25	60000.00	0.00	60000.00	9.81
3	ASSAM	31735.00	6601075.00	6632810.00	91.43	95000.00	6880540.00	6975540.00	82.58	128000.00	8332363.00	8460363.00	83.58
4	BIHAR	0.00	215290.00	215290.00	2.11	0.00	230820.00	230820.00	2.77	0.00	252000.00	252000.00	2.61
5	CHHATTISGARH	63111.00	124249.00	187360.00	7.50	96916.00	196092.00	293008.00	7.30	97000.00	220000.00	317000.00	6.58
6	GOA	2835.00	1303078.00	1305913.00	61.02	3052.00	1461000.00	1464052.00	74.62	4052.00	1552501.00	1556553.00	71.76
7	GUJARAT	105357.00	12243044.00	12348401.00	89.85	341178.00	12976200.00	13317378.00	90.05	583486.00	13135349.00	13718835.00	87.29
8	HARYANA	0.00	380715.00	380715.00	4.89	0.00	436200.00	436200.00	4.52	0.00	477000.00	477000.00	4.42
9	HIMACHAL PRADESH	0.00	50808.00	50808.00	1.22	0.00	39078.00	39078.00	0.94	0.00	55000.00	55000.00	1.04
10	JAMMU & KASHMIR	0.00	0.00	0.00	0.00	0.00	72.00	72.00	0.00	0.00	70.00	70.00	0.00
11	JHARKHAND	0.00	0.00	0.00	0.00	0.00	507420.00	507420.00	16.56	0.00	520000.00	520000.00	11.26
12	KARNATAKA	74799.00	1394156.00	1468955.00	8.89	106900.00	1900643.00	2007543.00	10.08	150000.00	2230771.00	2380771.00	8.92
13	KERALA	0.00	8384048.00	8384048.00	58.88	0.00	10233354.00	10233354.00	54.87	0.00	12268284.00	12268284.00	54.66
14	MADHYA PRADESH	0.00	733811.00	733811.00	10.50	0.00	183195.00	183195.00	2.17	0.00	183195.00	183195.00	1.75
15	MAHARASHTRA	2039197.00	40652843.00	42692040.00	92.33	1736533.00	50103950.00	51840483.00	93.41	1500644.00	52313690.00	53814334.00	93.11
16	MANIPUR	5050.00	41499.00	46549.00	4.79	34200.00	62980.00	97180.00	8.93	5900.00	43224.00	49124.00	4.24
17	MEGHALAYA	106692.00	461917.00	568609.00	64.93	167073.00	509114.00	676187.00	66.73	167073.00	509114.00	676187.00	66.73
18	MIZORAM	95803.00	0.00	95803.00	15.19	89400.00	2350.00	91750.00	12.87	99900.00	5060.00	104960.00	13.53
19	NAGALAND	3000.00	0.00	3000.00	0.42	4000.00	0.00	4000.00	0.54	4000.00	0.00	4000.00	0.53
20	ORISSA	612465.00	62736.00	675201.00	11.02	490546.00	101257.00	591803.00	8.37	232591.00	1143950.00	1376541.00	15.23
21	PUNJAB	0.00	1204324.00	1204324.00	8.01	0.00	1452245.00	1452245.00	7.58	0.00	996246.00	996246.00	5.10
22	RAJASTHAN	2000.00	458580.00	460580.00	2.90	305.00	457310.00	457615.00	2.63	0.00	457760.00	457760.00	2.20
23	SIKKIM	9000.00	0.00	9000.00	1.04	9000.00	0.00	9000.00	0.91	11885.00	0.00	11885.00	1.03
24	TAMIL NADU	0.00	7779514.00	7779514.00	35.41	0.00	8381738.00	8381738.00	29.41	0.00	10394897.00	10394897.00	28.97
25	TRIPURA	0.00	160152.00	160152.00	8.03	1000.00	170000.00	171000.00	7.13	4500.00	201300.00	205800.00	7.61
26	UTTARAKHAND	109456.00	901481.00	1010937.00	18.47	143062.00	900000.00	1043062.00	15.79	110221.00	950000.00	1060221.00	15.14
27	UTTAR PRADESH	308413.00	21025760.00	21334173.00	67.24	365702.00	22039687.00	22405389.00	83.95	318343.00	24259536.00	24577879.00	84.75
28	WEST BENGAL	11817.00	26179374.00	26191191.00	95.26	125400.00	29956609.00	30082009.00	94.64	519000.00	32369865.00	32888865.00	94.08
TOTAL STATES		3587660.00	132896255.00	136483915.00	47.77	3925650.00	152152623.00	156078273.00	47.69	4037218.00	166067119.00	170104337.00	44.62
29	A. & N. ISLANDS	4997.00	10000.00	14997.00	3.63	10000.00	15000.00	25000.00	5.36	9000.00	12000.00	21000.00	4.60
30	CHANDIGARH	0.00	26229.00	26229.00	6.92	0.00	26000.00	26000.00	6.22	0.00	26000.00	26000.00	6.20
31	DADRA & NAGAR HAVELI
32	DAMAN & DIU	900.00	26525.00	27425.00	36.64	900.00	27200.00	28100.00	36.93	900.00	27700.00	28600.00	34.79
33	DELHI	0.00	1212765.00	1212765.00	11.98	0.00	1270010.00	1270010.00	11.08	0.00	1674650.00	1674650.00	12.08
34	LAKSHADWEEP
35	PUDUCHERRY	0.00	113067.00	113067.00	16.34	0.00	127314.00	127314.00	16.91	0.00	139315.00	139315.00	17.75
TOTAL U.T.		5897.00	1388586.00	1394483.00	11.76	10900.00	1465524.00	1476424.00	11.05	9900.00	1879665.00	1889565.00	11.94
TOTAL (STATE & UTs)		3593557.00	134284841.00	137878398.00	46.34	3936550.00	153618147.00	157554697.00	46.25	4047118.00	167946784.00	171993902.00	43.32

STATEMENT NO. (10): PLAN & NON-PLAN BUDGETED EXPENDITURE ON SECONDARY EDUCATION (Sub-head wise)

ACCOUNT: REVENUE ACCOUNT
PROGRAM: ASSISTANCE TO LOCAL BODIES FOR SECONDARY EDUCATION

(RUPEES IN THOUSANDS)

NO.	TERRITORY	2006-07(ACTUALS)				2007-08(R.E.)				2008-09(B.E.)			
		PLAN	NON-PLAN	TOTAL	% AGE TO TOTAL EXP. ON SEC. EDN.	PLAN	NON-PLAN	TOTAL	% AGE TO TOTAL EXP. ON SEC. EDN.	PLAN	NON-PLAN	TOTAL	% AGE TO TOTAL EXP. ON SEC. EDN.
1	ANDHRA PRADESH	0.00	11959977.00	11959977.00	66.27	0.00	14719969.00	14719969.00	64.80	0.00	16551368.00	16551368.00	53.48
2	ARUNACHAL PRADESH
3	ASSAM
4	BIHAR	0.00	235221.00	235221.00	2.30	0.00	730484.00	730484.00	8.76	0.00	940884.00	940884.00	9.76
5	CHHATTISGARH	36116.00	111789.00	147905.00	5.92	261292.00	210000.00	471292.00	11.74	371015.00	220000.00	591015.00	12.27
6	GOA
7	GUJARAT	0.00	601126.00	601126.00	4.37	0.00	606110.00	606110.00	4.10	0.00	629000.00	629000.00	4.00
8	HARYANA
9	HIMACHAL PRADESH
10	JAMMU & KASHMIR
11	JHARKHAND
12	KARNATAKA	1416444.00	10739772.00	12156216.00	73.58	813257.00	12620898.00	13434155.00	67.45	1244054.00	17090004.00	18334058.00	68.70
13	KERALA	0.00	15131.00	15131.00	0.11	0.00	33000.00	33000.00	0.18	0.00	23600.00	23600.00	0.11
14	MADHYA PRADESH	0.00	421710.00	421710.00	6.03	171578.00	932555.00	1104133.00	13.05	267572.00	1584079.00	1851651.00	17.71
15	MAHARASHTRA	2711.00	2745017.00	2747728.00	5.94	35925.00	2900256.00	2936181.00	5.29	2937.00	3373156.00	3376093.00	5.84
16	MANIPUR	16668.00	170.00	16838.00	1.73	12900.00	270.00	13170.00	1.21	19500.00	270.00	19770.00	1.71
17	MEGHALAYA
18	MIZORAM
19	NAGALAND
20	ORISSA
21	PUNJAB
22	RAJASTHAN
23	SIKKIM
24	TAMIL NADU	0.00	0.00	0.00	0.00	1.00	0.00	1.00	0.00	1.00	0.00	1.00	0.00
25	TRIPURA	0.00	4000.00	4000.00	0.20	0.00	9000.00	9000.00	0.38	10.00	13500.00	13510.00	0.50
26	UTTARAKHAND
27	UTTAR PRADESH
28	WEST BENGAL
TOTAL STATES		1471939.00	26833913.00	28305852.00	9.91	1294953.00	32762542.00	34057495.00	10.41	1905089.00	40425861.00	42330950.00	11.10
29	A. & N. ISLANDS
30	CHANDIGARH
31	DADRA & NAGAR HAVELI
32	DAMAN & DIU
33	DELHI	1500.00	159487.00	160987.00	1.59	1500.00	192202.00	193702.00	1.69	1500.00	467420.00	468920.00	3.38
34	LAKSHADWEEP
35	PUDUCHERRY
TOTAL U.T.		1500.00	159487.00	160987.00	1.36	1500.00	192202.00	193702.00	1.45	1500.00	467420.00	468920.00	2.96
TOTAL (STATE & UTs)		1473439.00	26993400.00	28466839.00	9.57	1296453.00	32954744.00	34251197.00	10.05	1906589.00	40893281.00	42799870.00	10.78

STATEMENT NO. (10): PLAN & NON-PLAN BUDGETED EXPENDITURE ON SECONDARY EDUCATION (Sub-head wise)

ACCOUNT: REVENUE ACCOUNT
PROGRAM: SCHOLARSHIPS

(RUPEES IN THOUSANDS)

NO.	TERRITORY	2006-07 (ACTUALS)				2007-08 (R.E.)				2008-09 (B.E.)			
		PLAN	NON-PLAN	TOTAL	% AGE TO TOTAL EXP. ON SEC. EDN.	PLAN	NON-PLAN	TOTAL	% AGE TO TOTAL EXP. ON SEC. EDN.	PLAN	NON-PLAN	TOTAL	% AGE TO TOTAL EXP. ON SEC. EDN.
1	ANDHRA PRADESH	0.00	13633.00	13633.00	0.08	0.00	15383.00	15383.00	0.07	0.00	15383.00	15383.00	0.05
2	ARUNACHAL PRADESH	24968.00	0.00	24968.00	5.33	41000.00	0.00	41000.00	6.19	30000.00	0.00	30000.00	4.91
3	ASSAM	0.00	1677.00	1677.00	0.02	275.00	7600.00	7875.00	0.09	1275.00	7600.00	8875.00	0.09
4	BIHAR	0.00	12000.00	12000.00	0.12	0.00	22000.00	22000.00	0.26	0.00	22000.00	22000.00	0.23
5	CHHATTISGARH	3022.00	0.00	3022.00	0.12	4401.00	0.00	4401.00	0.11	4401.00	0.00	4401.00	0.09
6	GOA	0.00	2442.00	2442.00	0.11	0.00	2750.00	2750.00	0.14	0.00	2750.00	2750.00	0.13
7	GUJARAT	528.00	0.00	528.00	0.00	600.00	0.00	600.00	0.00	600.00	0.00	600.00	0.00
8	HARYANA	60765.00	550.00	61315.00	0.79	276987.00	550.00	277537.00	2.88	67780.00	550.00	68330.00	0.63
9	HIMACHAL PRADESH	3930.00	1744.00	5674.00	0.14	4874.00	5298.00	10172.00	0.24	4874.00	1500.00	6374.00	0.12
10	JAMMU & KASHMIR	0.00	18638.00	18638.00	0.44	0.00	22451.00	22451.00	0.81	0.00	20792.00	20792.00	0.39
11	JHARKHAND	0.00	0.00	0.00	0.00	150.00	0.00	150.00	0.00	150.00	0.00	150.00	0.00
12	KARNATAKA	0.00	26240.00	26240.00	0.16	23000.00	27090.00	50090.00	0.25	13000.00	28174.00	41174.00	0.15
13	KERALA	0.00	7552.00	7552.00	0.05	40000.00	9000.00	49000.00	0.26	50001.00	9000.00	59001.00	0.26
14	MADHYA PRADESH
15	MAHARASHTRA	0.00	15385.00	15385.00	0.03	208.00	35388.00	35596.00	0.06	208.00	36757.00	36965.00	0.06
16	MANIPUR	0.00	2362.00	2362.00	0.24	0.00	3624.00	3624.00	0.33	0.00	3624.00	3624.00	0.31
17	MEGHALAYA	0.00	2823.00	2823.00	0.32	0.00	2872.00	2872.00	0.28	0.00	2872.00	2872.00	0.28
18	MIZORAM	8000.00	8028.00	16028.00	2.54	9000.00	8140.00	17140.00	2.40	9000.00	8100.00	17100.00	2.20
19	NAGALAND	0.00	3300.00	3300.00	0.46	0.00	4043.00	4043.00	0.55	0.00	4035.00	4035.00	0.53
20	ORISSA	0.00	3882.00	3882.00	0.06	1570.00	3860.00	5430.00	0.08	2.00	3860.00	3862.00	0.04
21	PUNJAB	0.00	4719.00	4719.00	0.03	0.00	5515.00	5515.00	0.03	0.00	5515.00	5515.00	0.03
22	RAJASTHAN	11082.00	147638.00	158720.00	1.00	12581.00	147400.00	159981.00	0.92	14301.00	147500.00	161801.00	0.78
23	SIKKIM	10057.00	0.00	10057.00	1.16	2210.00	0.00	2210.00	0.22	2750.00	0.00	2750.00	0.24
24	TAMIL NADU	10385.00	14781.00	25166.00	0.11	16000.00	17634.00	33634.00	0.12	16000.00	17634.00	33634.00	0.09
25	TRIPURA	4338.00	0.00	4338.00	0.22	9265.00	0.00	9265.00	0.39	9500.00	0.00	9500.00	0.35
26	UTTARAKHAND	222.00	2012.00	2234.00	0.04	228.00	3175.00	3403.00	0.05	310.00	3111.00	3421.00	0.05
27	UTTAR PRADESH	0.00	8468.00	8468.00	0.03	0.00	14000.00	14000.00	0.05	0.00	14000.00	14000.00	0.05
28	WEST BENGAL	0.00	1761.00	1761.00	0.01	0.00	1962.00	1962.00	0.01	0.00	2108.00	2108.00	0.01
	TOTAL STATES	137297.00	299635.00	436932.00	0.15	442349.00	359735.00	802084.00	0.25	224152.00	356865.00	581017.00	0.15
29	A. & N. ISLANDS	757.00	301.00	1058.00	0.26	800.00	1000.00	1800.00	0.39	400.00	1000.00	1400.00	0.31
30	CHANDIGARH	0.00	10.00	10.00	0.00	0.00	380.00	380.00	0.09	0.00	385.00	385.00	0.09
31	DADRA & NAGAR HAVELI	359.00	0.00	359.00	0.79	500.00	0.00	500.00	0.79	0.00	0.00	0.00	0.00
32	DAMAN & DIU
33	DELHI
34	LAKSHADWEEP
35	PUDUCHERRY	9943.00	3005.00	12948.00	1.87	9949.00	2330.00	12279.00	1.63	9949.00	3115.00	13064.00	1.66
	TOTAL U.T.	11059.00	3316.00	14375.00	0.12	11249.00	3710.00	14959.00	0.11	10349.00	4500.00	14849.00	0.09
	TOTAL (STATE & UTs)	148356.00	302951.00	451307.00	0.15	453598.00	363445.00	817043.00	0.24	234501.00	361365.00	595866.00	0.15

STATEMENT NO. (10): PLAN & NON-PLAN BUDGETED EXPENDITURE ON SECONDARY EDUCATION (Sub-head wise)

ACCOUNT: REVENUE ACCOUNT
PROGRAM: TEACHER'S TRAINING

(RUPEES IN THOUSANDS)

NO.	TERRITORY	2006-07(ACTUALS)				2007-08(R.E.)				2008-09(B.E.)			
		PLAN	NON-PLAN	TOTAL	% AGE TO TOTAL EXP. ON SEC. EDN.	PLAN	NON-PLAN	TOTAL	% AGE TO TOTAL EXP. ON SEC. EDN.	PLAN	NON-PLAN	TOTAL	% AGE TO TOTAL EXP. ON SEC. EDN.
1	ANDHRA PRADESH	403.00	134401.00	134804.00	0.75	8106.00	160824.00	168930.00	0.74	19280.00	172224.00	191504.00	0.62
2	ARUNACHAL PRADESH	15495.00	0.00	15495.00	3.31	22288.00	0.00	22288.00	3.36	5374.00	0.00	5374.00	0.88
3	ASSAM	124.00	8265.00	8389.00	0.12	1000.00	44312.00	45312.00	0.54	1000.00	0.00	1000.00	0.01
4	BIHAR
5	CHHATTISGARH	20828.00	18071.00	38899.00	1.56	26658.00	25336.00	51994.00	1.29	26455.00	26820.00	53275.00	1.11
6	GOA
7	GUJARAT	0.00	5253.00	5253.00	0.04	0.00	6500.00	6500.00	0.04	0.00	5035.00	5035.00	0.03
8	HARYANA	22061.00	1037.00	23098.00	0.30	29000.00	10742.00	39742.00	0.41	30000.00	18062.00	48062.00	0.45
9	HIMACHAL PRADESH	89.00	0.00	89.00	0.00	91.00	0.00	91.00	0.00	1.00	0.00	1.00	0.00
10	JAMMU & KASHMIR
11	JHARKHAND
12	KARNATAKA	6515.00	1596.00	8111.00	0.05	4000.00	1660.00	5660.00	0.03	1000.00	1726.00	2726.00	0.01
13	KERALA
14	MADHYA PRADESH	53498.00	34127.00	87625.00	1.25	0.00	42625.00	42625.00	0.50	40.00	47942.00	47982.00	0.46
15	MAHARASHTRA	1741.00	192406.00	194147.00	0.42	2200.00	234079.00	236279.00	0.43	2400.00	255423.00	257823.00	0.45
16	MANIPUR	0.00	3322.00	3322.00	0.34	30.00	3516.00	3546.00	0.33	33.00	3793.00	3826.00	0.33
17	MEGHALAYA	0.00	4710.00	4710.00	0.54	4200.00	5015.00	9215.00	0.91	4200.00	5015.00	9215.00	0.91
18	MIZORAM	1767.00	4699.00	6466.00	1.03	3050.00	6440.00	9490.00	1.33	8150.00	7000.00	15150.00	1.95
19	NAGALAND
20	ORISSA	0.00	90920.00	90920.00	1.48	0.00	115559.00	115559.00	1.63	0.00	121797.00	121797.00	1.35
21	PUNJAB	0.00	6404.00	6404.00	0.04	0.00	5904.00	5904.00	0.03	0.00	6094.00	6094.00	0.03
22	RAJASTHAN
23	SIKKIM
24	TAMIL NADU	4764.00	33541.00	38305.00	0.17	0.00	36007.00	36007.00	0.13	0.00	46303.00	46303.00	0.13
25	TRIPURA	41332.00	1779506.00	1820838.00	91.27	56733.00	2145989.00	2202722.00	91.82	88080.00	2379860.00	2467940.00	91.22
26	UTTARAKHAND	21856.00	887.00	22743.00	0.42	20082.00	0.00	20082.00	0.30	30965.00	0.00	30965.00	0.44
27	UTTAR PRADESH
28	WEST BENGAL	0.00	40242.00	40242.00	0.15	0.00	47268.00	47268.00	0.15	0.00	49434.00	49434.00	0.14
TOTAL STATES		190473.00	2359387.00	2549860.00	0.89	177438.00	2891776.00	3069214.00	0.94	216978.00	3146528.00	3363506.00	0.88
29	A. & N. ISLANDS
30	CHANDIGARH	0.00	223.00	223.00	0.06	0.00	230.00	230.00	0.06	0.00	230.00	230.00	0.05
31	DADRA & NAGAR HAVELI	17.00	0.00	17.00	0.04	30.00	0.00	30.00	0.05	50.00	0.00	50.00	0.07
32	DAMAN & DIU
33	DELHI	26637.00	0.00	26637.00	0.26	58600.00	0.00	58600.00	0.51	65000.00	0.00	65000.00	0.47
34	LAKSHADWEEP
35	PUDUCHERRY	3340.00	0.00	3340.00	0.48	3950.00	0.00	3950.00	0.52	1.00	0.00	1.00	0.00
TOTAL U.T.		29994.00	223.00	30217.00	0.25	62580.00	230.00	62810.00	0.47	65051.00	230.00	65281.00	0.41
TOTAL (STATE & UTs)		220467.00	2359610.00	2580077.00	0.87	240018.00	2892006.00	3132024.00	0.92	282029.00	3146758.00	3428787.00	0.86

STATEMENT NO. (10): PLAN & NON-PLAN BUDGETED EXPENDITURE ON SECONDARY EDUCATION (Sub-head wise)

ACCOUNT: REVENUE ACCOUNT
PROGRAM: TEXTS BOOKS

(RUPEES IN THOUSANDS)

NO.	TERRITORY	2006-07 (ACTUALS)				2007-08 (R.E.)				2008-09 (B.E.)			
		PLAN	NON-PLAN	TOTAL	% AGE TO TOTAL EXP. ON SEC. EDN.	PLAN	NON-PLAN	TOTAL	% AGE TO TOTAL EXP. ON SEC. EDN.	PLAN	NON-PLAN	TOTAL	% AGE TO TOTAL EXP. ON SEC. EDN.
1	ANDHRA PRADESH	0.00	651706.00	651706.00	3.61	0.00	866117.00	866117.00	3.81	0.00	873916.00	873916.00	2.82
2	ARUNACHAL PRADESH	25000.00	0.00	25000.00	5.33	24500.00	0.00	24500.00	3.70	25000.00	0.00	25000.00	4.09
3	ASSAM
4	BIHAR
5	CHHATTISGARH	29903.00	0.00	29903.00	1.20	37745.00	0.00	37745.00	0.94	67500.00	0.00	67500.00	1.40
6	GOA
7	GUJARAT	15000.00	0.00	15000.00	0.11	19200.00	0.00	19200.00	0.13	19200.00	0.00	19200.00	0.12
8	HARYANA
9	HIMACHAL PRADESH
10	JAMMU & KASHMIR
11	JHARKHAND
12	KARNATAKA	0.00	32117.00	32117.00	0.19	0.00	131627.00	131627.00	0.66	0.00	142596.00	142596.00	0.53
13	KERALA	0.00	319116.00	319116.00	2.24	0.00	576132.00	576132.00	3.09	0.00	552266.00	552266.00	2.46
14	MADHYA PRADESH	48889.00	0.00	48889.00	0.70	135300.00	0.00	135300.00	1.60	118000.00	0.00	118000.00	1.13
15	MAHARASHTRA
16	MANIPUR
17	MEGHALAYA	10.00	1162.00	1172.00	0.13	0.00	1227.00	1227.00	0.12	0.00	1227.00	1227.00	0.12
18	MIZORAM
19	NAGALAND	0.00	19298.00	19298.00	2.71	0.00	22678.00	22678.00	3.08	0.00	23767.00	23767.00	3.14
20	ORISSA
21	PUNJAB
22	RAJASTHAN
23	SIKKIM	10558.00	0.00	10558.00	1.22	11367.00	0.00	11367.00	1.15	24000.00	0.00	24000.00	2.07
24	TAMIL NADU	179230.00	0.00	179230.00	0.82	182026.00	0.00	182026.00	0.64	182026.00	0.00	182026.00	0.51
25	TRIPURA
26	UTTARAKHAND
27	UTTAR PRADESH
28	WEST BENGAL	0.00	389.00	389.00	0.00	0.00	451.00	451.00	0.00	0.00	477.00	477.00	0.00
TOTAL STATES		308590.00	1023788.00	1332378.00	0.47	410138.00	1598232.00	2008370.00	0.61	435726.00	1594249.00	2029975.00	0.53
29	A. & N. ISLANDS	3360.00	1813.00	5173.00	1.25	3900.00	2122.00	6022.00	1.29	3000.00	2438.00	5438.00	1.19
30	CHANDIGARH
31	DADRA & NAGAR HAVELI
32	DAMAN & DIU
33	DELHI	104172.00	821.00	104993.00	1.04	280000.00	1100.00	281100.00	2.45	260000.00	1515.00	261515.00	1.89
34	LAKSHADWEEP
35	PUDUCHERRY
TOTAL U.T.		107532.00	2634.00	110166.00	0.93	283900.00	3222.00	287122.00	2.15	263000.00	3953.00	266953.00	1.69
TOTAL (STATE & UTs)		416122.00	1026422.00	1442544.00	0.48	694038.00	1601454.00	2295492.00	0.67	698726.00	1598202.00	2296928.00	0.58

STATEMENT NO. (10): PLAN & NON-PLAN BUDGETED EXPENDITURE ON SECONDARY EDUCATION (Sub-head wise)

ACCOUNT: REVENUE ACCOUNT
PROGRAM: NON FORMAL EDUCATION

(RUPEES IN THOUSANDS)

NO.	TERRITORY	2006-07(ACTUALS)				2007-08(R.E.)				2008-09(B.E.)			
		PLAN	NON-PLAN	TOTAL	% AGE TO TOTAL EXP. ON SEC. EDN.	PLAN	NON-PLAN	TOTAL	% AGE TO TOTAL EXP. ON SEC. EDN.	PLAN	NON-PLAN	TOTAL	% AGE TO TOTAL EXP. ON SEC. EDN.
1	ANDHRA PRADESH
2	ARUNACHAL PRADESH
3	ASSAM
4	BIHAR
5	CHHATTISGARH	46.00	0.00	46.00	0.00	730.00	0.00	730.00	0.02	0.00	0.00	0.00	0.00
6	GOA
7	GUJARAT
8	HARYANA
9	HIMACHAL PRADESH
10	JAMMU & KASHMIR
11	JHARKHAND
12	KARNATAKA
13	KERALA
14	MADHYA PRADESH	38025.00	0.00	38025.00	0.54	50000.00	0.00	50000.00	0.59	80000.00	0.00	80000.00	0.76
15	MAHARASHTRA
16	MANIPUR
17	MEGHALAYA
18	MIZORAM	0.00	10151.00	10151.00	1.61	0.00	11234.00	11234.00	1.58	0.00	12750.00	12750.00	1.64
19	NAGALAND
20	ORISSA
21	PUNJAB
22	RAJASTHAN
23	SIKKIM
24	TAMIL NADU
25	TRIPURA
26	UTTARAKHAND
27	UTTAR PRADESH
28	WEST BENGAL
TOTAL STATES		38071.00	10151.00	48222.00	0.02	50730.00	11234.00	61964.00	0.02	80000.00	12750.00	92750.00	0.02
29	A. & N. ISLANDS
30	CHANDIGARH
31	DADRA & NAGAR HAVELI
32	DAMAN & DIU
33	DELHI
34	LAKSHADWEEP
35	PUDUCHERRY
TOTAL U.T.		0.00	0.00	0.00	0.00	0.00	0.00	0.00	0.00	0.00	0.00	0.00	0.00
TOTAL (STATE & UTs)		38071.00	10151.00	48222.00	0.02	50730.00	11234.00	61964.00	0.02	80000.00	12750.00	92750.00	0.02

STATEMENT NO. (10): PLAN & NON-PLAN BUDGETED EXPENDITURE ON SECONDARY EDUCATION (Sub-head wise)

ACCOUNT: REVENUE ACCOUNT
PROGRAM: OTHER EXPENDITURE

(RUPEES IN THOUSANDS)

NO.	TERRITORY	2006-07(ACTUALS)				2007-08(R.E.)				2008-09(B.E.)			
		PLAN	NON-PLAN	TOTAL	% AGE TO TOTAL EXP. ON SEC. EDN.	PLAN	NON-PLAN	TOTAL	% AGE TO TOTAL EXP. ON SEC. EDN.	PLAN	NON-PLAN	TOTAL	% AGE TO TOTAL EXP. ON SEC. EDN.
1	ANDHRA PRADESH	402643.00	375595.00	778238.00	4.31	938087.00	345048.00	1283135.00	5.65	4671144.00	396794.00	5067938.00	16.38
2	ARUNACHAL PRADESH	1171.00	2708.00	3879.00	0.83	1350.00	2510.00	3860.00	0.58	1500.00	2591.00	4091.00	0.67
3	ASSAM	3754.00	415.00	4169.00	0.06	61625.00	2039.00	63664.00	0.75	70225.00	2059.00	72284.00	0.71
4	BIHAR	7500.00	2661483.00	2668983.00	26.15	10000.00	502457.00	512457.00	6.15	33500.00	237200.00	270700.00	2.81
5	CHHATTISGARH	2703.00	13529.00	16232.00	0.65	5000.00	17500.00	22500.00	0.56	22500.00	17500.00	40000.00	0.83
6	GOA	589163.00	62080.00	651243.00	30.43	205013.00	83418.00	288431.00	14.70	304490.00	76928.00	381418.00	17.58
7	GUJARAT	60393.00	155834.00	216227.00	1.57	96322.00	143605.00	239927.00	1.62	540962.00	133962.00	674924.00	4.29
8	HARYANA	14494.00	206429.00	220923.00	2.84	148358.00	157560.00	305918.00	3.17	683094.00	162135.00	845229.00	7.83
9	HIMACHAL PRADESH	0.00	37464.00	37464.00	0.90	0.00	227532.00	227532.00	5.47	0.00	455065.00	455065.00	8.58
10	JAMMU & KASHMIR
11	JHARKHAND	0.00	0.00	0.00	0.00	244350.00	10000.00	254350.00	8.30	313750.00	24176.00	337926.00	7.32
12	KARNATAKA	157987.00	245548.00	403535.00	2.44	1300986.00	328226.00	1629212.00	8.18	1909049.00	417120.00	2326169.00	8.72
13	KERALA	38446.00	343565.00	382011.00	2.68	209000.00	539724.00	748724.00	4.01	314000.00	739240.00	1053240.00	4.69
14	MADHYA PRADESH
15	MAHARASHTRA	305488.00	9226.00	314714.00	0.68	163386.00	10233.00	173619.00	0.31	11500.00	10809.00	22309.00	0.04
16	MANIPUR	28647.00	0.00	28647.00	2.95	35596.00	0.00	35596.00	3.27	55240.00	0.00	55240.00	4.76
17	MEGHALAYA	116550.00	3171.00	119721.00	13.67	98150.00	3185.00	101335.00	10.00	98150.00	3185.00	101335.00	10.00
18	MIZORAM	43562.00	9495.00	53057.00	8.41	53230.00	13030.00	66260.00	9.29	48060.00	18400.00	66460.00	8.57
19	NAGALAND	200.00	32818.00	33018.00	4.64	10100.00	12909.00	23009.00	3.13	100.00	12691.00	12791.00	1.69
20	ORISSA	183366.00	6843.00	190209.00	3.10	604333.00	8371.00	612704.00	8.66	422411.00	8371.00	430782.00	4.77
21	PUNJAB	0.00	52356.00	52356.00	0.35	0.00	75971.00	75971.00	0.40	0.00	75971.00	75971.00	0.39
22	RAJASTHAN	9179.00	777242.00	786421.00	4.95	13240.00	862137.00	875377.00	5.02	22768.00	1031647.00	1054415.00	5.07
23	SIKKIM	12321.00	0.00	12321.00	1.42	29050.00	0.00	29050.00	2.93	58401.00	0.00	58401.00	5.04
24	TAMIL NADU	59315.00	399813.00	459128.00	2.09	388585.00	501972.00	890557.00	3.12	642501.00	482483.00	1124984.00	3.14
25	TRIPURA	484.00	4331.00	4815.00	0.24	840.00	4968.00	5808.00	0.24	1000.00	6610.00	7610.00	0.28
26	UTTARAKHAND	48827.00	80887.00	129714.00	2.37	116133.00	91563.00	207696.00	3.14	50528.00	96846.00	147374.00	2.10
27	UTTAR PRADESH	6734044.00	1032442.00	7766486.00	24.48	169868.00	990770.00	1160638.00	4.35	68575.00	1007862.00	1076437.00	3.71
28	WEST BENGAL	186548.00	132162.00	318710.00	1.16	166044.00	349003.00	515047.00	1.62	273255.00	454612.00	727867.00	2.08
	TOTAL STATES	9006785.00	6645436.00	15652221.00	5.48	5068646.00	5283731.00	10352377.00	3.16	10616703.00	5874257.00	16490960.00	4.33
29	A. & N. ISLANDS	11292.00	9060.00	20352.00	4.92	18430.00	10844.00	29274.00	6.28	22170.00	12350.00	34520.00	7.55
30	CHANDIGARH	15112.00	0.00	15112.00	3.99	17625.00	0.00	17625.00	4.22	16950.00	0.00	16950.00	4.04
31	DADRA & NAGAR HAVELI	3616.00	149.00	3765.00	8.26	6500.00	1300.00	7800.00	12.32	6000.00	1500.00	7500.00	11.11
32	DAMAN & DIU
33	DELHI	713142.00	4927278.00	5640420.00	55.73	1078800.00	4807546.00	5886346.00	51.35	1194300.00	5814930.00	7009230.00	50.55
34	LAKSHADWEEP	0.00	455.00	455.00	0.34	0.00	700.00	700.00	0.55	0.00	200.00	200.00	0.14
35	PUDUCHERRY	19747.00	1078.00	20825.00	3.01	10185.00	1229.00	11414.00	1.52	6447.00	1328.00	7775.00	0.99
	TOTAL U.T.	762909.00	4938020.00	5700929.00	48.07	1131540.00	4821619.00	5953159.00	44.54	1245867.00	5830308.00	7076175.00	44.72
	TOTAL (STATE & UTs)	9769694.00	11583456.00	21353150.00	7.18	6200186.00	10105350.00	16305536.00	4.79	11862570.00	11704565.00	23567135.00	5.94

STATEMENT NO. (11): PLAN & NON-PLAN BUDGETED EXPENDITURE ON ADULT EDUCATION

ACCOUNT: REVENUE ACCOUNT
PROGRAM: TOTAL EXPENDITURE

(RUPEES IN THOUSANDS)

NO.	TERRITORY	2006-07 (ACTUALS)				2007-08 (R.E.)				2008-09 (B.E.)			
		PLAN	NON-PLAN	TOTAL	% AGE TO TOTAL EXP. ON EDUCATION	PLAN	NON-PLAN	TOTAL	% AGE TO TOTAL EXP. ON EDUCATION	PLAN	NON-PLAN	TOTAL	% AGE TO TOTAL EXP. ON EDUCATION
1	ANDHRA PRADESH	122165.00	0.00	122165.00	0.21	10000.00	120385.00	130385.00	0.18	13800.00	139958.00	153758.00	0.18
2	ARUNACHAL PRADESH	17435.00	5738.00	23173.00	1.02	16900.00	6772.00	23672.00	0.82	20100.00	6806.00	26906.00	1.06
3	ASSAM	20219.00	77416.00	97635.00	0.38	28700.00	100879.00	129579.00	0.37	13200.00	148793.00	161993.00	0.44
4	BIHAR	17276.00	37072.00	54348.00	0.11	53850.00	46351.00	100201.00	0.20	50000.00	45117.00	95117.00	0.14
5	CHHATTISGARH	1750.00	0.00	1750.00	0.01	9200.00	0.00	9200.00	0.05	31315.00	0.00	31315.00	0.15
6	GOA	305.00	6470.00	6775.00	0.19	620.00	7070.00	7690.00	0.21	400.00	8165.00	8565.00	0.22
7	GUJARAT	41668.00	9522.00	51190.00	0.11	35414.00	11135.00	46549.00	0.10	34887.00	10295.00	45182.00	0.09
8	HARYANA	13409.00	5489.00	18898.00	0.09	12500.00	7444.00	19944.00	0.07	7500.00	8040.00	15540.00	0.05
9	HIMACHAL PRADESH	6440.00	5876.00	12316.00	0.09	6508.00	6804.00	13312.00	0.09	6508.00	8816.00	15324.00	0.08
10	JAMMU & KASHMIR	0.00	0.00	0.00	0.00	305000.00	0.00	305000.00	2.74	360000.00	0.00	360000.00	2.46
11	JHARKHAND
12	KARNATAKA	69572.00	21868.00	91440.00	0.17	119729.00	27164.00	146893.00	0.23	167740.00	27683.00	195423.00	0.23
13	KERALA	19901.00	1980.00	21881.00	0.06	21000.00	1.00	21001.00	0.04	33000.00	0.00	33000.00	0.06
14	MADHYA PRADESH	1326.00	0.00	1326.00	0.00	3774.00	0.00	3774.00	0.01	0.00	0.00	0.00	0.00
15	MAHARASHTRA	9687.00	106099.00	115786.00	0.10	2400.00	116256.00	118656.00	0.09	3200.00	124827.00	128027.00	0.09
16	MANIPUR	4834.00	20796.00	25630.00	0.82	5000.00	24980.00	29980.00	0.88	6000.00	27870.00	33870.00	0.91
17	MEGHALAYA	2400.00	19469.00	21869.00	0.72	3000.00	19784.00	22784.00	0.61	3000.00	19784.00	22784.00	0.61
18	MIZORAM	7478.00	12100.00	19578.00	0.80	8420.00	13790.00	22210.00	0.79	8460.00	15170.00	23630.00	0.78
19	NAGALAND	0.00	5963.00	5963.00	0.20	2500.00	7492.00	9992.00	0.31	2500.00	7775.00	10275.00	0.30
20	ORISSA	14987.00	0.00	14987.00	0.06	17019.00	0.00	17019.00	0.06	15290.00	0.00	15290.00	0.04
21	PUNJAB	0.00	0.00	0.00	0.00	10.00	0.00	10.00	0.00	11000.00	0.00	11000.00	0.04
22	RAJASTHAN	92081.00	34038.00	126119.00	0.26	95649.00	36847.00	132496.00	0.24	105967.00	42952.00	148919.00	0.23
23	SIKKIM	0.00	0.00	0.00	0.00	2000.00	0.00	2000.00	0.09	2000.00	0.00	2000.00	0.08
24	TAMIL NADU	1142.00	6495.00	7637.00	0.01	2.00	9509.00	9511.00	0.01	5304.00	11538.00	16842.00	0.02
25	TRIPURA	1822.00	209797.00	211619.00	4.37	3304.00	235431.00	238735.00	4.55	3200.00	261620.00	264820.00	4.51
26	UTTARAKHAND
27	UTTAR PRADESH
28	WEST BENGAL	35141.00	17358.00	52499.00	0.09	63417.00	23289.00	86706.00	0.13	134500.00	32405.00	166905.00	0.22
	TOTAL STATES	501038.00	603546.00	1104584.00	0.13	825916.00	821383.00	1647299.00	0.17	1038871.00	947614.00	1986485.00	0.18
29	A. & N. ISLANDS	0.00	3241.00	3241.00	0.27	0.00	3875.00	3875.00	0.29	0.00	5138.00	5138.00	0.37
30	CHANDIGARH	2609.00	548.00	3157.00	0.17	3200.00	400.00	3600.00	0.17	13000.00	500.00	13500.00	0.63
31	DADRA & NAGAR HAVELI	0.00	312.00	312.00	0.14	0.00	330.00	330.00	0.11	0.00	400.00	400.00	0.13
32	DAMAN & DIU	60.00	450.00	510.00	0.26	200.00	400.00	600.00	0.29	200.00	500.00	700.00	0.31
33	DELHI	13375.00	352577.00	365952.00	2.09	27500.00	361551.00	389051.00	1.83	40000.00	525010.00	565010.00	2.34
34	LAKSHADWEEP
35	PUDUCHERRY	1000.00	2774.00	3774.00	0.18	800.00	2708.00	3508.00	0.15	800.00	2860.00	3660.00	0.16
	TOTAL U.T.	17044.00	359902.00	376946.00	1.61	31700.00	369264.00	400964.00	1.44	54000.00	534408.00	588408.00	1.91
	TOTAL (STATE & UTs)	518082.00	963448.00	1481530.00	0.17	857616.00	1190647.00	2048263.00	0.20	1092871.00	1482022.00	2574893.00	0.22
	CENTRE TOTAL	2079700.00	20200.00	2099900.00	0.88	2510000.00	22700.00	2532700.00	0.86	4510000.00	24000.00	4534000.00	1.17
	GRAND TOTAL	2597782.00	983648.00	3581430.00	0.32	3367616.00	1213347.00	4580963.00	0.35	5602871.00	1506022.00	7108893.00	0.46

STATEMENT NO. (12): PLAN & NON-PLAN BUDGETED EXPENDITURE ON ADULT EDUCATION (Sub-head wise)

ACCOUNT: REVENUE ACCOUNT
PROGRAM: DIRECTION & ADMINISTRATION

(RUPEES IN THOUSANDS)

NO.	TERRITORY	2006-07(ACTUALS)				2007-08(R.E.)				2008-09(B.E.)			
		PLAN	NON-PLAN	TOTAL	% AGE TO TOTAL EXP. ON ADL. EDN.	PLAN	NON-PLAN	TOTAL	% AGE TO TOTAL EXP. ON ADL. EDN.	PLAN	NON-PLAN	TOTAL	% AGE TO TOTAL EXP. ON ADL. EDN.
1	ANDHRA PRADESH	100365.00	0.00	100365.00	82.16	0.00	120385.00	120385.00	92.33	0.00	139958.00	139958.00	91.02
2	ARUNACHAL PRADESH	15864.00	5738.00	21602.00	93.22	16466.00	6772.00	23238.00	98.17	19100.00	6806.00	25906.00	96.28
3	ASSAM	219.00	77416.00	77635.00	79.52	1050.00	100879.00	101929.00	78.66	1100.00	148793.00	149893.00	92.53
4	BIHAR	0.00	5797.00	5797.00	10.67	0.00	7645.00	7645.00	7.63	0.00	8576.00	8576.00	9.02
5	CHHATTISGARH
6	GOA
7	GUJARAT	0.00	868.00	868.00	1.70	0.00	808.00	808.00	1.74	0.00	1000.00	1000.00	2.21
8	HARYANA
9	HIMACHAL PRADESH
10	JAMMU & KASHMIR
11	JHARKHAND
12	KARNATAKA	68572.00	4413.00	72985.00	79.82	114000.00	5436.00	119436.00	81.31	159040.00	5955.00	164995.00	84.43
13	KERALA	2801.00	1980.00	4781.00	21.85	1000.00	1.00	1001.00	4.77	3000.00	0.00	3000.00	9.09
14	MADHYA PRADESH
15	MAHARASHTRA
16	MANIPUR	4834.00	20796.00	25630.00	100.00	5000.00	24980.00	29980.00	100.00	6000.00	27870.00	33870.00	100.00
17	MEGHALAYA	1000.00	1330.00	2330.00	10.65	1200.00	1350.00	2550.00	11.19	1200.00	1350.00	2550.00	11.19
18	MIZORAM	7478.00	10497.00	17975.00	91.81	8320.00	11820.00	20140.00	90.68	8360.00	13070.00	21430.00	90.69
19	NAGALAND
20	ORISSA	7744.00	0.00	7744.00	51.67	9380.00	0.00	9380.00	55.11	9380.00	0.00	9380.00	61.35
21	PUNJAB
22	RAJASTHAN
23	SIKKIM
24	TAMIL NADU	0.00	6495.00	6495.00	85.05	0.00	9509.00	9509.00	99.98	0.00	11538.00	11538.00	68.51
25	TRIPURA
26	UTTARAKHAND
27	UTTAR PRADESH
28	WEST BENGAL	6193.00	71.00	6264.00	11.93	0.00	552.00	552.00	0.64	0.00	8079.00	8079.00	4.84
TOTAL STATES		215070.00	135401.00	350471.00	31.73	156416.00	290137.00	446553.00	27.11	207180.00	372995.00	580175.00	29.21
29	A. & N. ISLANDS
30	CHANDIGARH
31	DADRA & NAGAR HAVELI
32	DAMAN & DIU
33	DELHI	0.00	537.00	537.00	0.15	0.00	550.00	550.00	0.14	0.00	875.00	875.00	0.15
34	LAKSHADWEEP
35	PUDUCHERRY
TOTAL U.T.		0.00	537.00	537.00	0.14	0.00	550.00	550.00	0.14	0.00	875.00	875.00	0.15
TOTAL (STATE & UTs)		215070.00	135938.00	351008.00	23.69	156416.00	290687.00	447103.00	21.83	207180.00	373870.00	581050.00	22.57

STATEMENT NO. (12): PLAN & NON-PLAN BUDGETED EXPENDITURE ON ADULT EDUCATION (Sub-head wise)

ACCOUNT: REVENUE ACCOUNT
PROGRAM: RURAL FUNCTIONAL LITERACY PROGRAMME

(RUPEES IN THOUSANDS)

NO.	TERRITORY	2006-07 (ACTUALS)				2007-08 (R.E.)				2008-09 (B.E.)			
		PLAN	NON-PLAN	TOTAL	% AGE TO TOTAL EXP. ON ADL. EDN.	PLAN	NON-PLAN	TOTAL	% AGE TO TOTAL EXP. ON ADL. EDN.	PLAN	NON-PLAN	TOTAL	% AGE TO TOTAL EXP. ON ADL. EDN.
1	ANDHRA PRADESH	0.00	0.00	0.00	0.00	0.00	0.00	0.00	0.00	4608.00	0.00	4608.00	3.00
2	ARUNACHAL PRADESH
3	ASSAM
4	BIHAR
5	CHHATTISGARH
6	GOA
7	GUJARAT	0.00	8654.00	8654.00	16.91	0.00	10327.00	10327.00	22.19	0.00	9295.00	9295.00	20.57
8	HARYANA
9	HIMACHAL PRADESH	4937.00	0.00	4937.00	40.09	5003.00	0.00	5003.00	37.58	5003.00	0.00	5003.00	32.65
10	JAMMU & KASHMIR
11	JHARKHAND
12	KARNATAKA	0.00	0.00	0.00	0.00	2729.00	0.00	2729.00	1.86	2700.00	0.00	2700.00	1.38
13	KERALA	17100.00	0.00	17100.00	78.15	20000.00	0.00	20000.00	95.23	30000.00	0.00	30000.00	90.91
14	MADHYA PRADESH
15	MAHARASHTRA
16	MANIPUR
17	MEGHALAYA	0.00	220.00	220.00	1.01	0.00	220.00	220.00	0.97	0.00	220.00	220.00	0.97
18	MIZORAM	0.00	1603.00	1603.00	8.19	100.00	1850.00	1950.00	8.78	100.00	1980.00	2080.00	8.80
19	NAGALAND	0.00	5963.00	5963.00	100.00	2500.00	7492.00	9992.00	100.00	2500.00	7775.00	10275.00	100.00
20	ORISSA
21	PUNJAB
22	RAJASTHAN
23	SIKKIM
24	TAMIL NADU
25	TRIPURA
26	UTTARAKHAND
27	UTTAR PRADESH
28	WEST BENGAL	0.00	1849.00	1849.00	3.52	0.00	2268.00	2268.00	2.62	0.00	2410.00	2410.00	1.44
	TOTAL STATES	22037.00	18289.00	40326.00	3.65	30332.00	22157.00	52489.00	3.19	44911.00	21680.00	66591.00	3.35
29	A. & N. ISLANDS
30	CHANDIGARH
31	DADRA & NAGAR HAVELI
32	DAMAN & DIU
33	DELHI
34	LAKSHADWEEP
35	PUDUCHERRY
	TOTAL U.T.	0.00	0.00	0.00	0.00	0.00	0.00	0.00	0.00	0.00	0.00	0.00	0.00
	TOTAL (STATE & UTs)	22037.00	18289.00	40326.00	2.72	30332.00	22157.00	52489.00	2.56	44911.00	21680.00	66591.00	2.59

STATEMENT NO. (12): PLAN & NON-PLAN BUDGETED EXPENDITURE ON ADULT EDUCATION (Sub-head wise)

ACCOUNT: REVENUE ACCOUNT
PROGRAM: STATE ADULT EDUCATION PROGRAMME

(RUPEES IN THOUSANDS)

NO.	TERRITORY	2006-07(ACTUALS)				2007-08(R.E.)				2008-09(B.E.)			
		PLAN	NON-PLAN	TOTAL	% AGE TO TOTAL EXP. ON ADL. EDN.	PLAN	NON-PLAN	TOTAL	% AGE TO TOTAL EXP. ON ADL. EDN.	PLAN	NON-PLAN	TOTAL	% AGE TO TOTAL EXP. ON ADL. EDN.
1	ANDHRA PRADESH
2	ARUNACHAL PRADESH
3	ASSAM
4	BIHAR
5	CHHATTISGARH
6	GOA
7	GUJARAT
8	HARYANA
9	HIMACHAL PRADESH
10	JAMMU & KASHMIR	0.00	0.00	0.00	0.00	5000.00	0.00	5000.00	1.64	10000.00	0.00	10000.00	2.78
11	JHARKHAND
12	KARNATAKA
13	KERALA
14	MADHYA PRADESH
15	MAHARASHTRA
16	MANIPUR
17	MEGHALAYA	1270.00	17919.00	19189.00	87.75	1650.00	18214.00	19864.00	87.18	1650.00	18214.00	19864.00	87.18
18	MIZORAM
19	NAGALAND
20	ORISSA
21	PUNJAB
22	RAJASTHAN
23	SIKKIM
24	TAMIL NADU
25	TRIPURA
26	UTTARAKHAND
27	UTTAR PRADESH
28	WEST BENGAL
TOTAL STATES		1270.00	17919.00	19189.00	1.74	6650.00	18214.00	24864.00	1.51	11650.00	18214.00	29864.00	1.50
29	A. & N. ISLANDS
30	CHANDIGARH
31	DADRA & NAGAR HAVELI
32	DAMAN & DIU
33	DELHI
34	LAKSHADWEEP
35	PUDUCHERRY
TOTAL U.T.		0.00	0.00	0.00	0.00	0.00	0.00	0.00	0.00	0.00	0.00	0.00	0.00
TOTAL (STATE & UTs)		1270.00	17919.00	19189.00	1.30	6650.00	18214.00	24864.00	1.21	11650.00	18214.00	29864.00	1.16

STATEMENT NO. (12): PLAN & NON-PLAN BUDGETED EXPENDITURE ON ADULT EDUCATION (Sub-head wise)

ACCOUNT: REVENUE ACCOUNT
PROGRAM: OTHER ADULT EDUCATION PROGRAMME

(RUPEES IN THOUSANDS)

NO.	TERRITORY	2006-07 (ACTUALS)				2007-08 (R.E.)				2008-09 (B.E.)			
		PLAN	NON-PLAN	TOTAL	% AGE TO TOTAL EXP. ON ADL. EDN.	PLAN	NON-PLAN	TOTAL	% AGE TO TOTAL EXP. ON ADL. EDN.	PLAN	NON-PLAN	TOTAL	% AGE TO TOTAL EXP. ON ADL. EDN.
1	ANDHRA PRADESH	0.00	0.00	0.00	0.00	0.00	0.00	0.00	0.00	5990.00	0.00	5990.00	3.90
2	ARUNACHAL PRADESH
3	ASSAM
4	BIHAR	0.00	31275.00	31275.00	57.55	0.00	38706.00	38706.00	38.63	0.00	36541.00	36541.00	38.42
5	CHHATTISGARH	1750.00	0.00	1750.00	100.00	9200.00	0.00	9200.00	100.00	31315.00	0.00	31315.00	100.00
6	GOA	197.00	6470.00	6667.00	98.41	400.00	7070.00	7470.00	97.14	250.00	8165.00	8415.00	98.25
7	GUJARAT	39104.00	0.00	39104.00	76.39	30000.00	0.00	30000.00	64.45	28568.00	0.00	28568.00	63.23
8	HARYANA	13409.00	5489.00	18898.00	100.00	12500.00	7444.00	19944.00	100.00	7500.00	8040.00	15540.00	100.00
9	HIMACHAL PRADESH	1503.00	5876.00	7379.00	59.91	1505.00	6804.00	8309.00	62.42	1505.00	8816.00	10321.00	67.35
10	JAMMU & KASHMIR
11	JHARKHAND
12	KARNATAKA	1000.00	17455.00	18455.00	20.18	3000.00	21728.00	24728.00	16.83	6000.00	21728.00	27728.00	14.19
13	KERALA
14	MADHYA PRADESH
15	MAHARASHTRA	6637.00	9096.00	15733.00	13.59	2400.00	11755.00	14155.00	11.93	3200.00	13526.00	16726.00	13.06
16	MANIPUR
17	MEGHALAYA	130.00	0.00	130.00	0.59	150.00	0.00	150.00	0.66	150.00	0.00	150.00	0.66
18	MIZORAM	0.00	0.00	0.00	0.00	0.00	120.00	120.00	0.54	0.00	120.00	120.00	0.51
19	NAGALAND
20	ORISSA	4258.00	0.00	4258.00	28.41	5345.00	0.00	5345.00	31.41	3920.00	0.00	3920.00	25.64
21	PUNJAB
22	RAJASTHAN	89361.00	31608.00	120969.00	95.92	76806.00	34061.00	110867.00	83.68	79543.00	39666.00	119209.00	80.05
23	SIKKIM	0.00	0.00	0.00	0.00	2000.00	0.00	2000.00	100.00	2000.00	0.00	2000.00	100.00
24	TAMIL NADU	1142.00	0.00	1142.00	14.95	2.00	0.00	2.00	0.02	5304.00	0.00	5304.00	31.49
25	TRIPURA	1822.00	209797.00	211619.00	100.00	3304.00	235431.00	238735.00	100.00	3200.00	261620.00	264820.00	100.00
26	UTTARAKHAND
27	UTTAR PRADESH
28	WEST BENGAL	0.00	15274.00	15274.00	29.09	0.00	19819.00	19819.00	22.86	0.00	21255.00	21255.00	12.73
	TOTAL STATES	160313.00	332340.00	492653.00	44.60	146612.00	382938.00	529550.00	32.15	178445.00	419477.00	597922.00	30.10
29	A. & N. ISLANDS	0.00	2960.00	2960.00	91.33	0.00	3425.00	3425.00	88.39	0.00	4659.00	4659.00	90.68
30	CHANDIGARH
31	DADRA & NAGAR HAVELI	0.00	312.00	312.00	100.00	0.00	330.00	330.00	100.00	0.00	400.00	400.00	100.00
32	DAMAN & DIU	60.00	450.00	510.00	100.00	200.00	400.00	600.00	100.00	200.00	500.00	700.00	100.00
33	DELHI	0.00	0.00	0.00	0.00	0.00	1.00	1.00	0.00	0.00	385.00	385.00	0.07
34	LAKSHADWEEP
35	PUDUCHERRY	1000.00	2774.00	3774.00	100.00	800.00	2708.00	3508.00	100.00	800.00	2860.00	3660.00	100.00
	TOTAL U.T.	1060.00	6496.00	7556.00	2.00	1000.00	6864.00	7864.00	1.96	1000.00	8804.00	9804.00	1.67
	TOTAL (STATE & UTs)	161373.00	338836.00	500209.00	33.76	147612.00	389802.00	537414.00	26.24	179445.00	428281.00	607726.00	23.60

..NICNET..

STATEMENT NO. (12): PLAN & NON-PLAN BUDGETED EXPENDITURE ON ADULT EDUCATION (Sub-head wise)

ACCOUNT: REVENUE ACCOUNT
PROGRAM: OTHER EXPENDITURE

(RUPEES IN THOUSANDS)

NO.	TERRITORY	2006-07 (ACTUALS)				2007-08 (R.E.)				2008-09 (B.E.)			
		PLAN	NON-PLAN	TOTAL	% AGE TO TOTAL EXP. ON ADL. EDN.	PLAN	NON-PLAN	TOTAL	% AGE TO TOTAL EXP. ON ADL. EDN.	PLAN	NON-PLAN	TOTAL	% AGE TO TOTAL EXP. ON ADL. EDN.
1	ANDHRA PRADESH	21800.00	0.00	21800.00	17.84	10000.00	0.00	10000.00	7.67	3202.00	0.00	3202.00	2.08
2	ARUNACHAL PRADESH	1571.00	0.00	1571.00	6.78	434.00	0.00	434.00	1.83	1000.00	0.00	1000.00	3.72
3	ASSAM	20000.00	0.00	20000.00	20.48	27650.00	0.00	27650.00	21.34	12100.00	0.00	12100.00	7.47
4	BIHAR	17276.00	0.00	17276.00	31.79	53850.00	0.00	53850.00	53.74	50000.00	0.00	50000.00	52.57
5	CHHATTISGARH
6	GOA	108.00	0.00	108.00	1.59	220.00	0.00	220.00	2.86	150.00	0.00	150.00	1.75
7	GUJARAT	2564.00	0.00	2564.00	5.01	5414.00	0.00	5414.00	11.63	6319.00	0.00	6319.00	13.99
8	HARYANA
9	HIMACHAL PRADESH
10	JAMMU & KASHMIR	0.00	0.00	0.00	0.00	300000.00	0.00	300000.00	98.36	350000.00	0.00	350000.00	97.22
11	JHARKHAND
12	KARNATAKA
13	KERALA
14	MADHYA PRADESH	1326.00	0.00	1326.00	100.00	3774.00	0.00	3774.00	100.00	0.00	0.00	0.00	0.00
15	MAHARASHTRA	3050.00	97003.00	100053.00	86.41	0.00	104501.00	104501.00	88.07	0.00	111301.00	111301.00	86.94
16	MANIPUR
17	MEGHALAYA
18	MIZORAM
19	NAGALAND
20	ORISSA	2985.00	0.00	2985.00	19.92	2294.00	0.00	2294.00	13.48	1990.00	0.00	1990.00	13.02
21	PUNJAB	0.00	0.00	0.00	0.00	10.00	0.00	10.00	100.00	11000.00	0.00	11000.00	100.00
22	RAJASTHAN	2720.00	2430.00	5150.00	4.08	18843.00	2786.00	21629.00	16.32	26424.00	3286.00	29710.00	19.95
23	SIKKIM
24	TAMIL NADU
25	TRIPURA
26	UTTARAKHAND
27	UTTAR PRADESH
28	WEST BENGAL	28948.00	164.00	29112.00	55.45	63417.00	650.00	64067.00	73.89	134500.00	661.00	135161.00	80.98
	TOTAL STATES	102348.00	99597.00	201945.00	18.28	485906.00	107937.00	593843.00	36.05	596685.00	115248.00	711933.00	35.84
29	A. & N. ISLANDS	0.00	281.00	281.00	8.67	0.00	450.00	450.00	11.61	0.00	479.00	479.00	9.32
30	CHANDIGARH	2609.00	548.00	3157.00	100.00	3200.00	400.00	3600.00	100.00	13000.00	500.00	13500.00	100.00
31	DADRA & NAGAR HAVELI
32	DAMAN & DIU
33	DELHI	13375.00	352040.00	365415.00	99.85	27500.00	361000.00	388500.00	99.86	40000.00	523750.00	563750.00	99.78
34	LAKSHADWEEP
35	PUDUCHERRY
	TOTAL U.T.	15984.00	352869.00	368853.00	97.85	30700.00	361850.00	392550.00	97.90	53000.00	524729.00	577729.00	98.19
	TOTAL (STATE & UTs)	118332.00	452466.00	570798.00	38.53	516606.00	469787.00	986393.00	48.16	649685.00	639977.00	1289662.00	50.09

..NICNET..

STATEMENT NO. (13): PLAN & NON-PLAN BUDGETED EXPENDITURE ON UNIVERSITY & OTHER HIGHER EDUCATION

ACCOUNT: REVENUE ACCOUNT
PROGRAM: TOTAL EXPENDITURE

(RUPEES IN THOUSANDS)

NO.	TERRITORY	2006-07 (ACTUALS)				2007-08 (R.E.)				2008-09 (B.E.)			
		PLAN	NON-PLAN	TOTAL	% AGE TO TOTAL EXP. ON EDUCATION	PLAN	NON-PLAN	TOTAL	% AGE TO TOTAL EXP. ON EDUCATION	PLAN	NON-PLAN	TOTAL	% AGE TO TOTAL EXP. ON EDUCATION
1	ANDHRA PRADESH	633148.00	9945323.00	10578471.00	18.26	1100224.00	12214907.00	13315131.00	18.21	4352181.00	9704899.00	14057080.00	16.11
2	ARUNACHAL PRADESH	77099.00	141086.00	218185.00	9.58	90243.00	62776.00	153019.00	5.29	92665.00	64545.00	157210.00	6.21
3	ASSAM	57448.00	2606617.00	2664065.00	10.47	150000.00	4012152.00	4162152.00	11.85	109500.00	4595156.00	4704656.00	12.92
4	BIHAR	520619.00	7786180.00	8306799.00	17.09	552700.00	8256071.00	8808771.00	17.52	795975.00	7772017.00	8567992.00	12.97
5	CHHATTISGARH	455921.00	794583.00	1250504.00	9.68	710496.00	1041092.00	1751588.00	9.47	645930.00	1150505.00	1796435.00	8.41
6	GOA	134342.00	307357.00	441699.00	12.45	229890.00	345435.00	575325.00	15.84	114683.00	343100.00	457783.00	12.00
7	GUJARAT	119917.00	3685666.00	3805583.00	8.29	393411.00	3813065.00	4206476.00	8.76	504645.00	4048462.00	4553107.00	8.79
8	HARYANA	477551.00	2062144.00	2539695.00	11.62	1921730.00	2503811.00	4425541.00	15.61	1232500.00	2632636.00	3865136.00	12.34
9	HIMACHAL PRADESH	181581.00	603748.00	785329.00	6.01	12850.00	990280.00	1003130.00	6.64	12418.00	1305840.00	1318258.00	6.97
10	JAMMU & KASHMIR	0.00	1175034.00	1175034.00	12.48	61800.00	1374929.00	1436729.00	12.91	88600.00	1458962.00	1547562.00	10.58
11	JHARKHAND	0.00	2099306.00	2099306.00	18.45	304000.00	1691402.00	1995402.00	9.19	191000.00	2247179.00	2438179.00	9.44
12	KARNATAKA	282794.00	5172541.00	5455335.00	9.88	793032.00	5603713.00	6396745.00	9.86	1042090.00	6183576.00	7225666.00	8.55
13	KERALA	286706.00	5092125.00	5378831.00	14.07	427436.00	6318891.00	6746327.00	14.22	466401.00	7228926.00	7695327.00	14.30
14	MADHYA PRADESH	135595.00	2998952.00	3134547.00	8.78	406207.00	3605663.00	4011870.00	10.21	450804.00	4026870.00	4477674.00	9.09
15	MAHARASHTRA	846713.00	12906495.00	13753208.00	11.61	345448.00	13425779.00	13771227.00	10.30	242491.00	14667670.00	14910161.00	10.74
16	MANIPUR	187304.00	444408.00	631712.00	20.31	102742.00	527268.00	630010.00	18.48	119600.00	591443.00	711043.00	19.04
17	MEGHALAYA	175078.00	271497.00	446575.00	14.65	241475.00	310254.00	551729.00	14.89	241475.00	310254.00	551729.00	14.89
18	MIZORAM	148020.00	130772.00	278792.00	11.41	171215.00	151639.00	322854.00	11.45	195890.00	167105.00	362995.00	12.05
19	NAGALAND	91158.00	125633.00	216791.00	7.23	15300.00	220777.00	236077.00	7.32	15300.00	230379.00	245679.00	7.26
20	ORISSA	1525712.00	2741671.00	4267383.00	17.55	1298160.00	3476873.00	4775033.00	15.70	433016.00	4835430.00	5268446.00	14.83
21	PUNJAB	7218.00	1944177.00	1951395.00	8.57	131100.00	2547379.00	2678479.00	9.31	53100.00	2328214.00	2381314.00	8.06
22	RAJASTHAN	129997.00	2799363.00	2929360.00	6.03	154362.00	2984835.00	3139197.00	5.74	105148.00	3385690.00	3490838.00	5.39
23	SIKKIM	39158.00	13993.00	53151.00	2.77	49511.00	15990.00	65501.00	2.96	57335.00	16434.00	73769.00	2.97
24	TAMIL NADU	24496.00	5855972.00	5880468.00	9.89	298132.00	7314138.00	7612270.00	10.52	202427.00	9180099.00	9382526.00	10.42
25	TRIPURA	5649.00	225771.00	231420.00	4.78	8356.00	215170.00	223526.00	4.26	15110.00	254620.00	269730.00	4.59
26	UTTARAKHAND	579094.00	632756.00	1211850.00	8.87	702006.00	568428.00	1270434.00	7.90	460146.00	669281.00	1129427.00	6.59
27	UTTAR PRADESH	1302852.00	6429735.00	7732587.00	8.11	1050068.00	6794438.00	7844506.00	8.07	911765.00	7910354.00	8822119.00	8.34
28	WEST BENGAL	162643.00	6587210.00	6749853.00	11.46	326970.00	7699234.00	8026204.00	11.71	899330.00	8010476.00	8909806.00	11.91
	TOTAL STATES	8587813.00	85580115.00	94167928.00	11.19	12048864.00	98086389.00	110135253.00	11.22	14051525.00	105320122.00	119371647.00	10.60
29	A. & N. ISLANDS	34147.00	40582.00	74729.00	6.23	40518.00	45206.00	85724.00	6.51	58200.00	46669.00	104869.00	7.59
30	CHANDIGARH	14611.00	678133.00	692744.00	37.21	26500.00	753100.00	779600.00	36.36	27900.00	732450.00	760350.00	35.64
31	DADRA & NAGAR HAVELI
32	DAMAN & DIU	1308.00	11240.00	12548.00	6.33	1900.00	11400.00	13300.00	6.42	3000.00	11900.00	14900.00	6.58
33	DELHI	150653.00	315614.00	466267.00	2.66	149463.00	491100.00	640563.00	3.02	161000.00	475000.00	636000.00	2.64
34	LAKSHADWEEP	10241.00	0.00	10241.00	3.73	10500.00	32300.00	42800.00	12.70	22100.00	32000.00	54100.00	13.67
35	PUDUCHERRY	248041.00	182427.00	430468.00	20.69	253655.00	201541.00	455196.00	19.52	237417.00	209268.00	446685.00	19.43
	TOTAL U.T.	459001.00	1227996.00	1686997.00	7.22	482536.00	1534647.00	2017183.00	7.24	509617.00	1507287.00	2016904.00	6.53
	TOTAL (STATE & UTs)	9046814.00	86808111.00	95854925.00	11.09	12531400.00	99621036.00	112152436.00	11.11	14561142.00	106827409.00	121388551.00	10.49
	CENTRE TOTAL	13534800.00	16021144.00	29555944.00	12.38	19603700.00	19976600.00	39580300.00	13.38	41560000.00	20610200.00	62170200.00	16.06
	GRAND TOTAL	22581614.00	102829255.00	125410869.00	11.37	32135100.00	119597636.00	151732736.00	11.62	56121142.00	127437609.00	183558751.00	11.89

STATEMENT NO. (14): PLAN & NON-PLAN BUDGETED EXPENDITURE ON UNIVERSITY & OTHER HIGHER EDUCATION (Sub-head wise)

ACCOUNT: REVENUE ACCOUNT
PROGRAM: DIRECTION & ADMINISTRATION

(RUPEES IN THOUSANDS)

NO.	TERRITORY	2006-07 (ACTUALS)				2007-08 (R.E.)				2008-09 (B.E.)			
		PLAN	NON-PLAN	TOTAL	% AGE TO TOTAL EXP. ON UNV. EDN.	PLAN	NON-PLAN	TOTAL	% AGE TO TOTAL EXP. ON UNV. EDN.	PLAN	NON-PLAN	TOTAL	% AGE TO TOTAL EXP. ON UNV. EDN.
1	ANDHRA PRADESH	14098.00	75252.00	89350.00	0.84	43115.00	177639.00	220754.00	1.66	10013.00	183390.00	193403.00	1.38
2	ARUNACHAL PRADESH	7730.00	55186.00	62916.00	28.84	9857.00	62776.00	72633.00	47.47	8960.00	64545.00	73505.00	46.76
3	ASSAM	13843.00	364084.00	377927.00	14.19	450.00	845461.00	845911.00	20.32	500.00	1047250.00	1047750.00	22.27
4	BIHAR	1000.00	9021.00	10021.00	0.12	0.00	9853.00	9853.00	0.11	0.00	9321.00	9321.00	0.11
5	CHHATTISGARH	2000.00	12101.00	14101.00	1.13	10314.00	17479.00	27793.00	1.59	10320.00	20335.00	30655.00	1.71
6	GOA	1733.00	0.00	1733.00	0.39	4600.00	0.00	4600.00	0.80	5800.00	0.00	5800.00	1.27
7	GUJARAT	0.00	5113.00	5113.00	0.13	0.00	5685.00	5685.00	0.14	0.00	5365.00	5365.00	0.12
8	HARYANA	38393.00	68322.00	106715.00	4.20	22127.00	124572.00	146699.00	3.31	38556.00	133125.00	171681.00	4.44
9	HIMACHAL PRADESH
10	JAMMU & KASHMIR
11	JHARKHAND	0.00	2640.00	2640.00	0.13	13400.00	4176.00	17576.00	0.88	0.00	5402.00	5402.00	0.22
12	KARNATAKA	5614.00	45500.00	51114.00	0.94	8061.00	61411.00	69472.00	1.09	9119.00	67662.00	76781.00	1.06
13	KERALA	0.00	53860.00	53860.00	1.00	0.00	70943.00	70943.00	1.05	0.00	76899.00	76899.00	1.00
14	MADHYA PRADESH	296.00	41760.00	42056.00	1.34	19474.00	52715.00	72189.00	1.80	19574.00	59180.00	78754.00	1.76
15	MAHARASHTRA
16	MANIPUR	4702.00	15874.00	20576.00	3.26	4200.00	10835.00	15035.00	2.39	4800.00	12020.00	16820.00	2.37
17	MEGHALAYA	542.00	3985.00	4527.00	1.01	2200.00	4206.00	6406.00	1.16	2200.00	4206.00	6406.00	1.16
18	MIZORAM	2091.00	9907.00	11998.00	4.30	2040.00	12664.00	14704.00	4.55	2349.00	10780.00	13129.00	3.62
19	NAGALAND	9749.00	12348.00	22097.00	10.19	1460.00	11118.00	12578.00	5.33	1460.00	11634.00	13094.00	5.33
20	ORISSA	17914.00	21452.00	39366.00	0.92	22766.00	27326.00	50092.00	1.05	25307.00	28747.00	54054.00	1.03
21	PUNJAB	0.00	364.00	364.00	0.02	0.00	450.00	450.00	0.02	0.00	495.00	495.00	0.02
22	RAJASTHAN	1170.00	34877.00	36047.00	1.23	1000.00	36089.00	37089.00	1.18	900.00	42520.00	43420.00	1.24
23	SIKKIM
24	TAMIL NADU	680.00	76242.00	76922.00	1.31	0.00	71491.00	71491.00	0.94	0.00	92135.00	92135.00	0.98
25	TRIPURA	104.00	10480.00	10584.00	4.57	159.00	17320.00	17479.00	7.82	150.00	19890.00	20040.00	7.43
26	UTTARAKHAND	0.00	7489.00	7489.00	0.62	0.00	9752.00	9752.00	0.77	0.00	10268.00	10268.00	0.91
27	UTTAR PRADESH	0.00	48445.00	48445.00	0.63	0.00	47501.00	47501.00	0.61	0.00	51275.00	51275.00	0.58
28	WEST BENGAL	0.00	44940.00	44940.00	0.67	0.00	53355.00	53355.00	0.66	0.00	55964.00	55964.00	0.63
TOTAL STATES		121659.00	1019242.00	1140901.00	1.21	165223.00	1734817.00	1900040.00	1.73	140008.00	2012408.00	2152416.00	1.80
29	A. & N. ISLANDS
30	CHANDIGARH
31	DADRA & NAGAR HAVELI
32	DAMAN & DIU
33	DELHI	7801.00	0.00	7801.00	1.67	9450.00	0.00	9450.00	1.48	32000.00	0.00	32000.00	5.03
34	LAKSHADWEEP
35	PUDUCHERRY
TOTAL U.T.		7801.00	0.00	7801.00	0.46	9450.00	0.00	9450.00	0.47	32000.00	0.00	32000.00	1.59
TOTAL (STATE & UTs)		129460.00	1019242.00	1148702.00	1.20	174673.00	1734817.00	1909490.00	1.70	172008.00	2012408.00	2184416.00	1.80

STATEMENT NO. (14): PLAN & NON-PLAN BUDGETED EXPENDITURE ON UNIVERSITY & OTHER HIGHER EDUCATION (Sub-head wise)

ACCOUNT: REVENUE ACCOUNT
PROGRAM: ASSISTANCE TO UNIVERSITIES

(RUPEES IN THOUSANDS)

NO.	TERRITORY	2006-07(ACTUALS)				2007-08(R.E.)				2008-09(B.E.)			
		PLAN	NON-PLAN	TOTAL	% AGE TO TOTAL EXP. ON UNV. EDN.	PLAN	NON-PLAN	TOTAL	% AGE TO TOTAL EXP. ON UNV. EDN.	PLAN	NON-PLAN	TOTAL	% AGE TO TOTAL EXP. ON UNV. EDN.
1	ANDHRA PRADESH	518810.00	3068702.00	3587512.00	33.91	845678.00	3558735.00	4404413.00	33.08	3797175.00	313736.00	4110911.00	29.24
2	ARUNACHAL PRADESH	0.00	85900.00	85900.00	39.37	0.00	0.00	0.00	0.00	0.00	0.00	0.00	0.00
3	ASSAM	0.00	279850.00	279850.00	10.50	91244.00	415720.00	506964.00	12.18	5000.00	436500.00	441500.00	9.38
4	BIHAR	512311.00	7607149.00	8119460.00	97.74	547700.00	8051556.00	8599256.00	97.62	794975.00	7540000.00	8334975.00	97.28
5	CHHATTISGARH	262841.00	100500.00	363341.00	29.06	318864.00	127500.00	446364.00	25.48	176710.00	127500.00	304210.00	16.93
6	GOA	51908.00	45000.00	96908.00	21.94	58400.00	47500.00	105900.00	18.41	58400.00	55000.00	113400.00	24.77
7	GUJARAT	50842.00	919855.00	970697.00	25.51	226400.00	934760.00	1161160.00	27.60	235500.00	950829.00	1186329.00	26.06
8	HARYANA	264500.00	401330.00	665830.00	26.22	1572150.00	429425.00	2001575.00	45.23	580000.00	429425.00	1009425.00	26.12
9	HIMACHAL PRADESH	108230.00	101770.00	210000.00	26.74	0.00	240000.00	240000.00	23.93	0.00	360000.00	360000.00	27.31
10	JAMMU & KASHMIR	0.00	549761.00	549761.00	46.79	0.00	674700.00	674700.00	46.96	0.00	711350.00	711350.00	45.97
11	JHARKHAND	0.00	2042131.00	2042131.00	97.28	96900.00	1618041.00	1714941.00	85.94	68200.00	2160739.00	2228939.00	91.42
12	KARNATAKA	107875.00	1546237.00	1654112.00	30.32	226300.00	1592510.00	1818810.00	28.43	384500.00	1644097.00	2028597.00	28.07
13	KERALA	237500.00	1258536.00	1496036.00	27.81	217500.00	1327212.00	1544712.00	22.90	275000.00	1420100.00	1695100.00	22.03
14	MADHYA PRADESH	3266.00	513236.00	516502.00	16.48	129054.00	583725.00	712779.00	17.77	168188.00	573125.00	741313.00	16.56
15	MAHARASHTRA	529303.00	1119800.00	1649103.00	11.99	174202.00	1245824.00	1420026.00	10.31	224000.00	1293528.00	1517528.00	10.18
16	MANIPUR	100710.00	0.00	100710.00	15.94	11190.00	0.00	11190.00	1.78	0.00	0.00	0.00	0.00
17	MEGHALAYA	600.00	12.00	612.00	0.14	1000.00	12.00	1012.00	0.18	1000.00	12.00	1012.00	0.18
18	MIZORAM
19	NAGALAND
20	ORISSA	24620.00	850117.00	874737.00	20.50	50001.00	987933.00	1037934.00	21.74	80001.00	713885.00	793886.00	15.07
21	PUNJAB	0.00	586742.00	586742.00	30.07	131000.00	586742.00	717742.00	26.80	52000.00	586742.00	638742.00	26.82
22	RAJASTHAN	79980.00	868200.00	948180.00	32.37	73505.00	886700.00	960205.00	30.59	47091.00	913700.00	960791.00	27.52
23	SIKKIM
24	TAMIL NADU	9949.00	859484.00	869433.00	14.79	182415.00	692915.00	875330.00	11.50	52746.00	621331.00	674077.00	7.18
25	TRIPURA	221.00	64500.00	64721.00	27.97	0.00	0.00	0.00	0.00	0.00	0.00	0.00	0.00
26	UTTARAKHAND	485629.00	205514.00	691143.00	57.03	543800.00	178630.00	722430.00	56.86	262300.00	178630.00	440930.00	39.04
27	UTTAR PRADESH	1115860.00	641091.00	1756951.00	22.72	864497.00	606088.00	1470585.00	18.75	624498.00	599482.00	1223980.00	13.87
28	WEST BENGAL	42005.00	2665872.00	2707877.00	40.12	145910.00	3071572.00	3217482.00	40.09	353850.00	3147604.00	3501454.00	39.30
TOTAL STATES		4506960.00	26381289.00	30888249.00	32.80	6507710.00	27857800.00	34365510.00	31.20	8241134.00	24777315.00	33018449.00	27.66
29	A. & N. ISLANDS
30	CHANDIGARH	0.00	325000.00	325000.00	46.91	0.00	375000.00	375000.00	48.10	0.00	350000.00	350000.00	46.03
31	DADRA & NAGAR HAVELI
32	DAMAN & DIU
33	DELHI	30000.00	0.00	30000.00	6.43	57500.00	0.00	57500.00	8.98	61500.00	0.00	61500.00	9.67
34	LAKSHADWEEP
35	PUDUCHERRY	512.00	0.00	512.00	0.12	295.00	0.00	295.00	0.06	260.00	0.00	260.00	0.06
TOTAL U.T.		30512.00	325000.00	355512.00	21.07	57795.00	375000.00	432795.00	21.46	61760.00	350000.00	411760.00	20.42
TOTAL (STATE & UTs)		4537472.00	26706289.00	31243761.00	32.59	6565505.00	28232800.00	34798305.00	31.03	8302894.00	25127315.00	33430209.00	27.54

..NICNET..

STATEMENT NO. (14): PLAN & NON-PLAN BUDGETED EXPENDITURE ON UNIVERSITY & OTHER HIGHER EDUCATION (Sub-head wise)

ACCOUNT: REVENUE ACCOUNT
PROGRAM: GOVERNMENT COLLEGES

(RUPEES IN THOUSANDS)

NO.	TERRITORY	2006-07 (ACTUALS)				2007-08 (R.E.)				2008-09 (B.E.)			
		PLAN	NON-PLAN	TOTAL	% AGE TO TOTAL EXP. ON UNV. EDN.	PLAN	NON-PLAN	TOTAL	% AGE TO TOTAL EXP. ON UNV. EDN.	PLAN	NON-PLAN	TOTAL	% AGE TO TOTAL EXP. ON UNV. EDN.
1	ANDHRA PRADESH	38849.00	3285027.00	3323876.00	31.42	102423.00	4582780.00	4685203.00	35.19	89964.00	5216994.00	5306958.00	37.75
2	ARUNACHAL PRADESH	34269.00	0.00	34269.00	15.71	41659.00	0.00	41659.00	27.22	42230.00	0.00	42230.00	26.86
3	ASSAM	7.00	405471.00	405478.00	15.22	6000.00	2616018.00	2622018.00	63.00	2300.00	3073653.00	3075953.00	65.38
4	BIHAR	5808.00	150890.00	156698.00	1.89	5000.00	175542.00	180542.00	2.05	1000.00	195450.00	196450.00	2.29
5	CHHATTISGARH	156939.00	591234.00	748173.00	59.83	361562.00	770968.00	1132530.00	64.66	427970.00	876920.00	1304890.00	72.64
6	GOA	44496.00	27189.00	71685.00	16.23	53890.00	37050.00	90940.00	15.81	41963.00	36900.00	78863.00	17.23
7	GUJARAT	27571.00	214511.00	242082.00	6.36	25000.00	231840.00	256840.00	6.11	208475.00	231773.00	440248.00	9.67
8	HARYANA	74344.00	594038.00	668382.00	26.32	75753.00	827577.00	903330.00	20.41	115444.00	878135.00	993579.00	25.71
9	HIMACHAL PRADESH	72476.00	436978.00	509454.00	64.87	12850.00	681712.00	694562.00	69.24	12418.00	880800.00	893218.00	67.76
10	JAMMU & KASHMIR	0.00	539215.00	539215.00	45.89	61800.00	602960.00	664760.00	46.27	88600.00	655620.00	744220.00	48.09
11	JHARKHAND	0.00	54535.00	54535.00	2.60	0.00	69185.00	69185.00	3.47	0.00	81038.00	81038.00	3.32
12	KARNATAKA	127264.00	944663.00	1071927.00	19.65	500971.00	1185099.00	1686070.00	26.36	545971.00	1564908.00	2110879.00	29.21
13	KERALA	21353.00	688982.00	710335.00	13.21	32136.00	957547.00	989683.00	14.67	20900.00	1080831.00	1101731.00	14.32
14	MADHYA PRADESH	121758.00	2210954.00	2332712.00	74.42	247404.00	2674448.00	2921852.00	72.83	255800.00	3098855.00	3354655.00	74.92
15	MAHARASHTRA	227132.00	354445.00	581577.00	4.23	62932.00	371332.00	434264.00	3.15	11291.00	406740.00	418031.00	2.80
16	MANIPUR	58401.00	398125.00	456526.00	72.27	64024.00	474808.00	538832.00	85.53	88400.00	535292.00	623692.00	87.72
17	MEGHALAYA	17910.00	48945.00	66855.00	14.97	42877.00	53663.00	96540.00	17.50	42877.00	53663.00	96540.00	17.50
18	MIZORAM	27680.00	118075.00	145755.00	52.28	31680.00	135875.00	167555.00	51.90	180791.00	152935.00	333726.00	91.94
19	NAGALAND	72909.00	87813.00	160722.00	74.14	3840.00	182291.00	186131.00	78.84	3840.00	191377.00	195217.00	79.46
20	ORISSA	1666.00	1096224.00	1097890.00	25.73	501.00	1286460.00	1286961.00	26.95	15766.00	1229866.00	1245632.00	23.64
21	PUNJAB	7218.00	651673.00	658891.00	33.77	100.00	746101.00	746201.00	27.86	1100.00	789349.00	790449.00	33.19
22	RAJASTHAN	31401.00	1526197.00	1557598.00	53.17	63178.00	1687538.00	1750716.00	55.77	36367.00	2038980.00	2075347.00	59.45
23	SIKKIM	39158.00	13993.00	53151.00	100.00	49511.00	15990.00	65501.00	100.00	57335.00	16434.00	73769.00	100.00
24	TAMIL NADU	2472.00	1482459.00	1484931.00	25.25	18027.00	2160391.00	2178418.00	28.62	14981.00	2791243.00	2806224.00	29.91
25	TRIPURA	470.00	150705.00	151175.00	65.32	2096.00	197720.00	199816.00	89.39	7700.00	234580.00	242280.00	89.82
26	UTTARAKHAND	59670.00	251731.00	311401.00	25.70	128502.00	311991.00	440493.00	34.67	152534.00	284616.00	437150.00	38.71
27	UTTAR PRADESH	50457.00	681195.00	731652.00	9.46	7700.00	771760.00	779460.00	9.94	50795.00	837224.00	888019.00	10.07
28	WEST BENGAL	47768.00	523982.00	571750.00	8.47	64500.00	644328.00	708828.00	8.83	123000.00	643500.00	766500.00	8.60
	TOTAL STATES	1369446.00	17529249.00	18898695.00	20.07	2065916.00	24452974.00	26518890.00	24.08	2639812.00	28077676.00	30717488.00	25.73
29	A. & N. ISLANDS	33502.00	31596.00	65098.00	87.11	39918.00	33206.00	73124.00	85.30	57850.00	34669.00	92519.00	88.22
30	CHANDIGARH	11891.00	215243.00	227134.00	32.79	23100.00	239100.00	262200.00	33.63	24400.00	243450.00	267850.00	35.23
31	DADRA & NAGAR HAVELI
32	DAMAN & DIU	1308.00	11240.00	12548.00	100.00	1900.00	11400.00	13300.00	100.00	3000.00	11900.00	14900.00	100.00
33	DELHI
34	LAKSHADWEEP	10241.00	0.00	10241.00	100.00	10500.00	32300.00	42800.00	100.00	22100.00	32000.00	54100.00	100.00
35	PUDUCHERRY	72963.00	182353.00	255316.00	59.31	76060.00	201491.00	277551.00	60.97	85456.00	209198.00	294654.00	65.96
	TOTAL U.T.	129905.00	440432.00	570337.00	33.81	151478.00	517497.00	668975.00	33.16	192806.00	531217.00	724023.00	35.90
	TOTAL (STATE & UTs)	1499351.00	17969681.00	19469032.00	20.31	2217394.00	24970471.00	27187865.00	24.24	2832618.00	28608893.00	31441511.00	25.90

STATEMENT NO. (14): PLAN & NON-PLAN BUDGETED EXPENDITURE ON UNIVERSITY & OTHER HIGHER EDUCATION (Sub-head wise)

ACCOUNT: REVENUE ACCOUNT
PROGRAM: ASSISTANCE TO NON-GOVT. COLLEGES

(RUPEES IN THOUSANDS)

NO.	TERRITORY	2006-07(ACTUALS)				2007-08(R.E.)				2008-09(B.E.)			
		PLAN	NON-PLAN	TOTAL	% AGE TO TOTAL EXP. ON UNV. EDN.	PLAN	NON-PLAN	TOTAL	% AGE TO TOTAL EXP. ON UNV. EDN.	PLAN	NON-PLAN	TOTAL	% AGE TO TOTAL EXP. ON UNV. EDN.
1	ANDHRA PRADESH	0.00	3507154.00	3507154.00	33.15	0.00	3835837.00	3835837.00	28.81	0.00	3929214.00	3929214.00	27.95
2	ARUNACHAL PRADESH	500.00	0.00	500.00	0.23	0.00	0.00	0.00	0.00	0.00	0.00	0.00	0.00
3	ASSAM	42280.00	1552579.00	1594859.00	59.87	37456.00	25102.00	62558.00	1.50	85000.00	25902.00	110902.00	2.36
4	BIHAR
5	CHHATTISGARH	28371.00	90300.00	118671.00	9.49	19731.00	124595.00	144326.00	8.24	23000.00	125000.00	148000.00	8.24
6	GOA	9000.00	234186.00	243186.00	55.06	13000.00	259700.00	272700.00	47.40	8000.00	250000.00	258000.00	56.36
7	GUJARAT	7620.00	2534940.00	2542560.00	66.81	9000.00	2630420.00	2639420.00	62.75	9000.00	2848545.00	2857545.00	62.76
8	HARYANA	0.00	996692.00	996692.00	39.24	0.00	1113300.00	1113300.00	25.16	0.00	1182000.00	1182000.00	30.58
9	HIMACHAL PRADESH	0.00	60000.00	60000.00	7.64	0.00	56048.00	56048.00	5.59	0.00	40000.00	40000.00	3.03
10	JAMMU & KASHMIR	0.00	85046.00	85046.00	7.24	0.00	96057.00	96057.00	6.69	0.00	90780.00	90780.00	5.87
11	JHARKHAND
12	KARNATAKA	7000.00	2614163.00	2621163.00	48.05	7000.00	2737591.00	2744591.00	42.91	7000.00	2881280.00	2888280.00	39.97
13	KERALA	0.00	2992683.00	2992683.00	55.64	0.00	3894086.00	3894086.00	57.72	0.00	4575329.00	4575329.00	59.46
14	MADHYA PRADESH	10275.00	228408.00	238683.00	7.61	10275.00	289780.00	300055.00	7.48	6942.00	290165.00	297107.00	6.64
15	MAHARASHTRA	90278.00	11422447.00	11512725.00	83.71	108314.00	11798265.00	11906579.00	86.46	7200.00	12956852.00	12964052.00	86.95
16	MANIPUR	8059.00	24566.00	32625.00	5.16	11500.00	34419.00	45919.00	7.29	12000.00	36141.00	48141.00	6.77
17	MEGHALAYA	21716.00	201421.00	223137.00	49.97	45978.00	234890.00	280868.00	50.91	45978.00	234890.00	280868.00	50.91
18	MIZORAM	117049.00	0.00	117049.00	41.98	136295.00	0.00	136295.00	42.22	11500.00	0.00	11500.00	3.17
19	NAGALAND	8500.00	6500.00	15000.00	6.92	10000.00	6500.00	16500.00	6.99	10000.00	6500.00	16500.00	6.72
20	ORISSA	1119499.00	769377.00	1888876.00	44.26	590481.00	1168253.00	1758734.00	36.83	144172.00	2856031.00	3000203.00	56.95
21	PUNJAB	0.00	554843.00	554843.00	28.43	0.00	1064915.00	1064915.00	39.76	0.00	802857.00	802857.00	33.71
22	RAJASTHAN	0.00	283530.00	283530.00	9.68	1.00	283800.00	283801.00	9.04	0.00	283800.00	283800.00	8.13
23	SIKKIM
24	TAMIL NADU	0.00	3423543.00	3423543.00	58.22	0.00	4367722.00	4367722.00	57.38	0.00	5653771.00	5653771.00	60.26
25	TRIPURA
26	UTTARAKHAND	32076.00	153196.00	185272.00	15.29	25501.00	50150.00	75651.00	5.95	40501.00	176150.00	216651.00	19.18
27	UTTAR PRADESH	136535.00	5046660.00	5183195.00	67.03	177871.00	5360119.00	5537990.00	70.60	201802.00	5911951.00	6113753.00	69.30
28	WEST BENGAL	28733.00	3332861.00	3361594.00	49.80	35000.00	3900019.00	3935019.00	49.03	322200.00	4110895.00	4433095.00	49.76
	TOTAL STATES	1667491.00	40115095.00	41782586.00	44.37	1237403.00	43331568.00	44568971.00	40.47	934295.00	49268053.00	50202348.00	42.06
29	A. & N. ISLANDS
30	CHANDIGARH	2720.00	136000.00	138720.00	20.02	3400.00	137000.00	140400.00	18.01	3500.00	137000.00	140500.00	18.48
31	DADRA & NAGAR HAVELI
32	DAMAN & DIU
33	DELHI	100565.00	315614.00	416179.00	89.26	48613.00	491100.00	539713.00	84.26	50500.00	475000.00	525500.00	82.63
34	LAKSHADWEEP
35	PUDUCHERRY
	TOTAL U.T.	103285.00	451614.00	554899.00	32.89	52013.00	628100.00	680113.00	33.72	54000.00	612000.00	666000.00	33.02
	TOTAL (STATE & UTs)	1770776.00	40566709.00	42337485.00	44.17	1289416.00	43959668.00	45249084.00	40.35	988295.00	49880053.00	50868348.00	41.91

STATEMENT NO. (14): PLAN & NON-PLAN BUDGETED EXPENDITURE ON UNIVERSITY & OTHER HIGHER EDUCATION (Sub-head wise)

ACCOUNT: REVENUE ACCOUNT
PROGRAM: SCHOLARSHIPS

(RUPEES IN THOUSANDS)

NO.	TERRITORY	2006-07 (ACTUALS)				2007-08 (R.E.)				2008-09 (B.E.)			
		PLAN	NON-PLAN	TOTAL	% AGE TO TOTAL EXP. ON UNV. EDN.	PLAN	NON-PLAN	TOTAL	% AGE TO TOTAL EXP. ON UNV. EDN.	PLAN	NON-PLAN	TOTAL	% AGE TO TOTAL EXP. ON UNV. EDN.
1	ANDHRA PRADESH	31900.00	0.00	31900.00	0.30	30200.00	30000.00	60200.00	0.45	277700.00	30000.00	307700.00	2.19
2	ARUNACHAL PRADESH	32386.00	0.00	32386.00	14.84	37420.00	0.00	37420.00	24.45	40000.00	0.00	40000.00	25.44
3	ASSAM	0.00	174.00	174.00	0.01	300.00	5893.00	6193.00	0.15	300.00	5893.00	6193.00	0.13
4	BIHAR
5	CHHATTISGARH	5783.00	448.00	6231.00	0.50	5025.00	550.00	5575.00	0.32	8030.00	750.00	8780.00	0.49
6	GOA
7	GUJARAT
8	HARYANA	9517.00	1762.00	11279.00	0.44	191700.00	8937.00	200637.00	4.53	13500.00	9951.00	23451.00	0.61
9	HIMACHAL PRADESH	875.00	0.00	875.00	0.11	0.00	0.00	0.00	0.00	0.00	0.00	0.00	0.00
10	JAMMU & KASHMIR	0.00	1012.00	1012.00	0.09	0.00	1212.00	1212.00	0.08	0.00	1212.00	1212.00	0.08
11	JHARKHAND
12	KARNATAKA	11571.00	2983.00	14554.00	0.27	27000.00	3158.00	30158.00	0.47	30000.00	3284.00	33284.00	0.46
13	KERALA	0.00	13162.00	13162.00	0.24	29000.00	18191.00	47191.00	0.70	46001.00	18546.00	64547.00	0.84
14	MADHYA PRADESH	0.00	1494.00	1494.00	0.05	0.00	1895.00	1895.00	0.05	300.00	2445.00	2745.00	0.06
15	MAHARASHTRA	0.00	9803.00	9803.00	0.07	0.00	10358.00	10358.00	0.08	0.00	10550.00	10550.00	0.07
16	MANIPUR	618.00	1306.00	1924.00	0.30	228.00	2002.00	2230.00	0.35	400.00	2020.00	2420.00	0.34
17	MEGHALAYA	2220.00	16841.00	19061.00	4.27	3420.00	17166.00	20586.00	3.73	3420.00	17166.00	20586.00	3.73
18	MIZORAM	1200.00	2790.00	3990.00	1.43	1200.00	3100.00	4300.00	1.33	1250.00	3390.00	4640.00	1.28
19	NAGALAND	0.00	18972.00	18972.00	8.75	0.00	20868.00	20868.00	8.84	0.00	20868.00	20868.00	8.49
20	ORISSA	0.00	4001.00	4001.00	0.09	0.00	6400.00	6400.00	0.13	63760.00	6400.00	70160.00	1.33
21	PUNJAB	0.00	3038.00	3038.00	0.16	0.00	3689.00	3689.00	0.14	0.00	3289.00	3289.00	0.14
22	RAJASTHAN	0.00	2850.00	2850.00	0.10	3888.00	2024.00	5912.00	0.19	7000.00	1020.00	8020.00	0.23
23	SIKKIM
24	TAMIL NADU	10078.00	14224.00	24302.00	0.41	73490.00	18587.00	92077.00	1.21	110500.00	18587.00	129087.00	1.38
25	TRIPURA	4828.00	0.00	4828.00	2.09	6101.00	0.00	6101.00	2.73	7260.00	0.00	7260.00	2.69
26	UTTARAKHAND	620.00	3.00	623.00	0.05	2000.00	50.00	2050.00	0.16	2000.00	50.00	2050.00	0.18
27	UTTAR PRADESH
28	WEST BENGAL	9.00	41.00	50.00	0.00	0.00	45.00	45.00	0.00	0.00	48.00	48.00	0.00
	TOTAL STATES	111605.00	94904.00	206509.00	0.22	410972.00	154125.00	565097.00	0.51	611421.00	155451.00	766872.00	0.64
29	A. & N. ISLANDS	645.00	8986.00	9631.00	12.89	600.00	12000.00	12600.00	14.70	350.00	12000.00	12350.00	11.78
30	CHANDIGARH	0.00	1890.00	1890.00	0.27	0.00	2000.00	2000.00	0.26	0.00	2000.00	2000.00	0.26
31	DADRA & NAGAR HAVELI
32	DAMAN & DIU
33	DELHI
34	LAKSHADWEEP
35	PUDUCHERRY	148566.00	74.00	148640.00	34.53	151701.00	50.00	151751.00	33.34	151701.00	70.00	151771.00	33.98
	TOTAL U.T.	149211.00	10950.00	160161.00	9.49	152301.00	14050.00	166351.00	8.25	152051.00	14070.00	166121.00	8.24
	TOTAL (STATE & UTs)	260816.00	105854.00	366670.00	0.38	563273.00	168175.00	731448.00	0.65	763472.00	169521.00	932993.00	0.77

STATEMENT NO. (14): PLAN & NON-PLAN BUDGETED EXPENDITURE ON UNIVERSITY & OTHER HIGHER EDUCATION (Sub-head wise)

ACCOUNT: REVENUE ACCOUNT
PROGRAM: OTHER EXPENDITURE

(RUPEES IN THOUSANDS)

NO.	TERRITORY	2006-07(ACTUALS)				2007-08(R.E.)				2008-09(B.E.)			
		PLAN	NON-PLAN	TOTAL	% AGE TO TOTAL EXP. ON UNV. EDN.	PLAN	NON-PLAN	TOTAL	% AGE TO TOTAL EXP. ON UNV. EDN.	PLAN	NON-PLAN	TOTAL	% AGE TO TOTAL EXP. ON UNV. EDN.
1	ANDHRA PRADESH	29491.00	9188.00	38679.00	0.37	78808.00	29916.00	108724.00	0.82	177329.00	31565.00	208894.00	1.49
2	ARUNACHAL PRADESH	2214.00	0.00	2214.00	1.01	1307.00	0.00	1307.00	0.85	1475.00	0.00	1475.00	0.94
3	ASSAM	1318.00	4459.00	5777.00	0.22	14550.00	103958.00	118508.00	2.85	16400.00	5958.00	22358.00	0.48
4	BIHAR	1500.00	19120.00	20620.00	0.25	0.00	19120.00	19120.00	0.22	0.00	27246.00	27246.00	0.32
5	CHHATTISGARH	-13.00	0.00	-13.00	0.00	-5000.00	0.00	-5000.00	-0.29	-100.00	0.00	-100.00	-0.01
6	GOA	27205.00	982.00	28187.00	6.38	100000.00	1185.00	101185.00	17.59	520.00	1200.00	1720.00	0.38
7	GUJARAT	33884.00	11247.00	45131.00	1.19	133011.00	10360.00	143371.00	3.41	51670.00	11950.00	63620.00	1.40
8	HARYANA	90797.00	0.00	90797.00	3.58	60000.00	0.00	60000.00	1.36	485000.00	0.00	485000.00	12.55
9	HIMACHAL PRADESH	0.00	5000.00	5000.00	0.64	0.00	12520.00	12520.00	1.25	0.00	25040.00	25040.00	1.90
10	JAMMU & KASHMIR
11	JHARKHAND	0.00	0.00	0.00	0.00	193700.00	0.00	193700.00	9.71	122800.00	0.00	122800.00	5.04
12	KARNATAKA	23470.00	18995.00	42465.00	0.78	23700.00	23944.00	47644.00	0.74	65500.00	22345.00	87845.00	1.22
13	KERALA	27853.00	84902.00	112755.00	2.10	148800.00	50912.00	199712.00	2.96	124500.00	57221.00	181721.00	2.36
14	MADHYA PRADESH	0.00	3100.00	3100.00	0.10	0.00	3100.00	3100.00	0.08	0.00	3100.00	3100.00	0.07
15	MAHARASHTRA
16	MANIPUR	14814.00	4537.00	19351.00	3.06	11600.00	5204.00	16804.00	2.67	14000.00	5988.00	19988.00	2.81
17	MEGHALAYA	132090.00	293.00	132383.00	29.64	146000.00	317.00	146317.00	26.52	146000.00	317.00	146317.00	26.52
18	MIZORAM
19	NAGALAND
20	ORISSA	362013.00	500.00	362513.00	8.49	634411.00	501.00	634912.00	13.30	104010.00	501.00	104511.00	1.98
21	PUNJAB	0.00	147517.00	147517.00	7.56	0.00	145482.00	145482.00	5.43	0.00	145482.00	145482.00	6.11
22	RAJASTHAN	17446.00	83709.00	101155.00	3.45	12790.00	88684.00	101474.00	3.23	13790.00	105670.00	119460.00	3.42
23	SIKKIM
24	TAMIL NADU	1317.00	20.00	1337.00	0.02	24200.00	3032.00	27232.00	0.36	24200.00	3032.00	27232.00	0.29
25	TRIPURA	26.00	86.00	112.00	0.05	0.00	130.00	130.00	0.06	0.00	150.00	150.00	0.06
26	UTTARAKHAND	1099.00	14823.00	15922.00	1.31	2203.00	17855.00	20058.00	1.58	2811.00	19567.00	22378.00	1.98
27	UTTAR PRADESH	0.00	12344.00	12344.00	0.16	0.00	8970.00	8970.00	0.11	34670.00	510422.00	545092.00	6.18
28	WEST BENGAL	44128.00	19514.00	63642.00	0.94	81560.00	29915.00	111475.00	1.39	100280.00	52465.00	152745.00	1.71
	TOTAL STATES	810652.00	440336.00	1250988.00	1.33	1661640.00	555105.00	2216745.00	2.01	1484855.00	1029219.00	2514074.00	2.11
29	A. & N. ISLANDS
30	CHANDIGARH
31	DADRA & NAGAR HAVELI
32	DAMAN & DIU
33	DELHI	12287.00	0.00	12287.00	2.64	33900.00	0.00	33900.00	5.29	17000.00	0.00	17000.00	2.67
34	LAKSHADWEEP
35	PUDUCHERRY	26000.00	0.00	26000.00	6.04	25599.00	0.00	25599.00	5.62	0.00	0.00	0.00	0.00
	TOTAL U.T.	38287.00	0.00	38287.00	2.27	59499.00	0.00	59499.00	2.95	17000.00	0.00	17000.00	0.84
	TOTAL (STATE & UTs)	848939.00	440336.00	1289275.00	1.35	1721139.00	555105.00	2276244.00	2.03	1501855.00	1029219.00	2531074.00	2.09

STATEMENT NO. (15): PLAN & NON-PLAN BUDGETED EXPENDITURE ON TECHNICAL EDUCATION

ACCOUNT: REVENUE ACCOUNT
PROGRAM: TOTAL EXPENDITURE

(RUPEES IN THOUSANDS)

NO.	TERRITORY	2006-07 (ACTUALS)				2007-08 (R.E.)				2008-09 (B.E.)			
		PLAN	NON-PLAN	TOTAL	% AGE TO TOTAL EXP. ON EDUCATION	PLAN	NON-PLAN	TOTAL	% AGE TO TOTAL EXP. ON EDUCATION	PLAN	NON-PLAN	TOTAL	% AGE TO TOTAL EXP. ON EDUCATION
1	ANDHRA PRADESH	806362.00	1216461.00	2022823.00	3.49	819250.00	1449334.00	2268584.00	3.10	1092255.00	1150685.00	2242940.00	2.57
2	ARUNACHAL PRADESH	0.00	0.00	0.00	0.00	1000.00	20000.00	21000.00	0.73	600.00	24433.00	25033.00	0.99
3	ASSAM	5311.00	249200.00	254511.00	1.00	12720.00	607438.00	620158.00	1.77	57720.00	363098.00	420818.00	1.16
4	BIHAR	49549.00	185370.00	234919.00	0.48	378412.00	332739.00	711151.00	1.41	231434.00	294312.00	525746.00	0.80
5	CHHATTISGARH	42583.00	151872.00	194455.00	1.51	131817.00	258620.00	390437.00	2.11	221190.00	264380.00	485570.00	2.27
6	GOA	106788.00	99902.00	206690.00	5.83	135615.00	125005.00	260620.00	7.17	149885.00	124880.00	274765.00	7.20
7	GUJARAT	491599.00	949378.00	1440977.00	3.14	1021600.00	1045923.00	2067523.00	4.31	1480511.00	1011908.00	2492419.00	4.81
8	HARYANA	678312.00	276813.00	955125.00	4.37	721800.00	407058.00	1128858.00	3.98	1120000.00	442400.00	1562400.00	4.99
9	HIMACHAL PRADESH	92157.00	36211.00	128368.00	0.98	88580.00	38944.00	127524.00	0.84	6000.00	145833.00	151833.00	0.80
10	JAMMU & KASHMIR	0.00	257960.00	257960.00	2.74	20500.00	327327.00	347827.00	3.13	37748.00	349016.00	386764.00	2.64
11	JHARKHAND	0.00	167951.00	167951.00	1.48	850400.00	612346.00	1462746.00	6.74	1300000.00	192803.00	1492803.00	5.78
12	KARNATAKA	925577.00	688896.00	1614473.00	2.92	950209.00	920047.00	1870256.00	2.88	683661.00	1081904.00	1765565.00	2.09
13	KERALA	416054.00	1459954.00	1876008.00	4.91	236001.00	1747407.00	1983408.00	4.18	325101.00	1974437.00	2299538.00	4.27
14	MADHYA PRADESH	351485.00	483291.00	834776.00	2.34	575080.00	706136.00	1281216.00	3.26	485165.00	774194.00	1259359.00	2.56
15	MAHARASHTRA	884749.00	3721811.00	4606560.00	3.89	486089.00	4341161.00	4827250.00	3.61	388714.00	4773805.00	5162519.00	3.72
16	MANIPUR	5219.00	21747.00	26966.00	0.87	5800.00	28405.00	34205.00	1.00	7600.00	35054.00	42654.00	1.14
17	MEGHALAYA	30000.00	14600.00	44600.00	1.46	88500.00	15800.00	104300.00	2.81	88500.00	15800.00	104300.00	2.81
18	MIZORAM	58399.00	8536.00	66935.00	2.74	36200.00	10955.00	47155.00	1.67	29000.00	12515.00	41515.00	1.38
19	NAGALAND	53002.00	12340.00	65342.00	2.18	38792.00	35637.00	74429.00	2.31	34182.00	35947.00	70129.00	2.07
20	ORISSA	64754.00	205922.00	270676.00	1.11	183180.00	266986.00	450166.00	1.48	108139.00	285116.00	393255.00	1.11
21	PUNJAB	23804.00	352316.00	376120.00	1.65	0.00	428680.00	428680.00	1.49	0.00	413577.00	413577.00	1.40
22	RAJASTHAN	47507.00	368046.00	415553.00	0.86	135701.00	397657.00	533358.00	0.98	106004.00	401225.00	507229.00	0.78
23	SIKKIM	28174.00	0.00	28174.00	1.47	35850.00	0.00	35850.00	1.62	25180.00	0.00	25180.00	1.02
24	TAMIL NADU	380205.00	1351068.00	1731273.00	2.91	195031.00	1669966.00	1864997.00	2.58	149261.00	2054409.00	2203670.00	2.45
25	TRIPURA	2422.00	23213.00	25635.00	0.53	2965.00	31795.00	34760.00	0.66	9175.00	36140.00	45315.00	0.77
26	UTTARAKHAND	305284.00	258852.00	564136.00	4.13	310547.00	288596.00	599143.00	3.72	182276.00	311444.00	493720.00	2.88
27	UTTAR PRADESH	637803.00	720137.00	1357940.00	1.42	945526.00	802015.00	1747541.00	1.80	1336435.00	886631.00	2223066.00	2.10
28	WEST BENGAL	1233177.00	641221.00	1874398.00	3.18	889650.00	785396.00	1675046.00	2.44	1109695.00	913679.00	2023374.00	2.71
	TOTAL STATES	7720276.00	13923068.00	21643344.00	2.57	9296815.00	17701373.00	26998188.00	2.75	10765431.00	18369625.00	29135056.00	2.59
29	A. & N. ISLANDS	51728.00	11547.00	63275.00	5.28	38000.00	12400.00	50400.00	3.83	45600.00	12200.00	57800.00	4.18
30	CHANDIGARH	54815.00	172248.00	227063.00	12.20	56500.00	203500.00	260000.00	12.13	52000.00	204400.00	256400.00	12.02
31	DADRA & NAGAR HAVELI	12799.00	0.00	12799.00	5.70	12600.00	0.00	12600.00	4.25	12600.00	0.00	12600.00	3.99
32	DAMAN & DIU	17344.00	3374.00	20718.00	10.46	15700.00	4300.00	20000.00	9.66	19000.00	4300.00	23300.00	10.29
33	DELHI	374110.00	387622.00	761732.00	4.34	659930.00	443514.00	1103444.00	5.20	756500.00	570278.00	1326778.00	5.50
34	LAKSHADWEEP
35	PUDUCHERRY	100177.00	16663.00	116840.00	5.62	183297.00	19055.00	202352.00	8.68	142092.00	19530.00	161622.00	7.03
	TOTAL U.T.	610973.00	591454.00	1202427.00	5.14	966027.00	682769.00	1648796.00	5.92	1027792.00	810708.00	1838500.00	5.95
	TOTAL (STATE & UTs)	8331249.00	14514522.00	22845771.00	2.64	10262842.00	18384142.00	28646984.00	2.84	11793223.00	19180333.00	30973556.00	2.68
	CENTRE TOTAL	8655000.00	8916806.00	17571806.00	7.36	11032000.00	10203700.00	21235700.00	7.18	32050000.00	10747400.00	42797400.00	11.06
	GRAND TOTAL	16986249.00	23431328.00	40417577.00	3.66	21294842.00	28587842.00	49882684.00	3.82	43843223.00	29927733.00	73770956.00	4.78

STATEMENT NO. (16): PLAN & NON-PLAN BUDGETED EXPENDITURE ON TECHNICAL EDUCATION (Sub-head wise)

ACCOUNT: REVENUE ACCOUNT
PROGRAM: DIRECTION & ADMINISTRATION

(RUPEES IN THOUSANDS)

NO.	TERRITORY	2006-07 (ACTUALS)				2007-08 (R.E.)				2008-09 (B.E.)			
		PLAN	NON-PLAN	TOTAL	% AGE TO TOTAL EXP. ON TEC. EDN.	PLAN	NON-PLAN	TOTAL	% AGE TO TOTAL EXP. ON TEC. EDN.	PLAN	NON-PLAN	TOTAL	% AGE TO TOTAL EXP. ON TEC. EDN.
1	ANDHRA PRADESH	4354.00	35994.00	40348.00	1.99	4450.00	37103.00	41553.00	1.83	5752.00	44552.00	50304.00	2.24
2	ARUNACHAL PRADESH	0.00	0.00	0.00	0.00	0.00	20000.00	20000.00	95.24	100.00	24433.00	24533.00	98.00
3	ASSAM	279.00	11232.00	11511.00	4.52	1070.00	14148.00	15218.00	2.45	1020.00	16041.00	17061.00	4.05
4	BIHAR	25096.00	13340.00	38436.00	16.36	279130.00	17758.00	296888.00	41.75	6235.00	18477.00	24712.00	4.70
5	CHHATTISGARH	0.00	7105.00	7105.00	3.65	0.00	9597.00	9597.00	2.46	0.00	11760.00	11760.00	2.42
6	GOA
7	GUJARAT	27355.00	35170.00	62525.00	4.34	50214.00	38347.00	88561.00	4.28	183904.00	31055.00	214959.00	8.62
8	HARYANA	24471.00	16074.00	40545.00	4.24	10000.00	23375.00	33375.00	2.96	20000.00	24351.00	44351.00	2.84
9	HIMACHAL PRADESH	11154.00	5107.00	16261.00	12.67	6980.00	6702.00	13682.00	10.73	0.00	15628.00	15628.00	10.29
10	JAMMU & KASHMIR	0.00	257960.00	257960.00	100.00	20500.00	327327.00	347827.00	100.00	37748.00	349016.00	386764.00	100.00
11	JHARKHAND	0.00	6626.00	6626.00	3.95	3150.00	6711.00	9861.00	0.67	0.00	7773.00	7773.00	0.52
12	KARNATAKA	4258.00	34058.00	38316.00	2.37	8634.00	39450.00	48084.00	2.57	10421.00	42713.00	53134.00	3.01
13	KERALA	1016.00	30875.00	31891.00	1.70	3500.00	34529.00	38029.00	1.92	4500.00	37918.00	42418.00	1.84
14	MADHYA PRADESH	2371.00	17121.00	19492.00	2.33	7724.00	24356.00	32080.00	2.50	9334.00	31206.00	40540.00	3.22
15	MAHARASHTRA	15387.00	128798.00	144185.00	3.13	12600.00	138799.00	151399.00	3.14	1900.00	153619.00	155519.00	3.01
16	MANIPUR	363.00	1699.00	2062.00	7.65	500.00	2150.00	2650.00	7.75	600.00	2500.00	3100.00	7.27
17	MEGHALAYA	850.00	1380.00	2230.00	5.00	1550.00	1444.00	2994.00	2.87	1550.00	1444.00	2994.00	2.87
18	MIZORAM	2050.00	0.00	2050.00	3.06	6307.00	0.00	6307.00	13.38	5783.00	0.00	5783.00	13.93
19	NAGALAND	1367.00	155.00	1522.00	2.33	1700.00	4188.00	5888.00	7.91	1700.00	4288.00	5988.00	8.54
20	ORISSA	0.00	18620.00	18620.00	6.88	0.00	20168.00	20168.00	4.48	0.00	20650.00	20650.00	5.25
21	PUNJAB	0.00	21239.00	21239.00	5.65	0.00	24064.00	24064.00	5.61	0.00	25686.00	25686.00	6.21
22	RAJASTHAN	6025.00	23079.00	29104.00	7.00	0.00	27184.00	27184.00	5.10	0.00	31474.00	31474.00	6.21
23	SIKKIM	3099.00	0.00	3099.00	11.00	12300.00	0.00	12300.00	34.31	25180.00	0.00	25180.00	100.00
24	TAMIL NADU	0.00	110375.00	110375.00	6.38	0.00	129336.00	129336.00	6.93	0.00	181131.00	181131.00	8.22
25	TRIPURA
26	UTTARAKHAND	0.00	3351.00	3351.00	0.59	500.00	4733.00	5233.00	0.87	30.00	5211.00	5241.00	1.06
27	UTTAR PRADESH	0.00	33749.00	33749.00	2.49	1808.00	37654.00	39462.00	2.26	200.00	46063.00	46263.00	2.08
28	WEST BENGAL	0.00	24444.00	24444.00	1.30	0.00	20244.00	20244.00	1.21	0.00	20598.00	20598.00	1.02
	TOTAL STATES	129495.00	837551.00	967046.00	4.47	432617.00	1009367.00	1441984.00	5.34	315957.00	1147587.00	1463544.00	5.02
29	A. & N. ISLANDS
30	CHANDIGARH	0.00	5538.00	5538.00	2.44	0.00	5932.00	5932.00	2.28	100.00	6213.00	6313.00	2.46
31	DADRA & NAGAR HAVELI	12799.00	0.00	12799.00	100.00	12600.00	0.00	12600.00	100.00	12600.00	0.00	12600.00	100.00
32	DAMAN & DIU	4229.00	3374.00	7603.00	36.70	4500.00	4300.00	8800.00	44.00	5120.00	4300.00	9420.00	40.43
33	DELHI	17660.00	23209.00	40869.00	5.37	23200.00	27117.00	50317.00	4.56	25000.00	33160.00	58160.00	4.38
34	LAKSHADWEEP
35	PUDUCHERRY
	TOTAL U.T.	34688.00	32121.00	66809.00	5.56	40300.00	37349.00	77649.00	4.71	42820.00	43673.00	86493.00	4.70
	TOTAL (STATE & UTs)	164183.00	869672.00	1033855.00	4.53	472917.00	1046716.00	1519633.00	5.30	358777.00	1191260.00	1550037.00	5.00

STATEMENT NO. (16): PLAN & NON-PLAN BUDGETED EXPENDITURE ON TECHNICAL EDUCATION (Sub-head wise)

ACCOUNT: REVENUE ACCOUNT
PROGRAM: TECHNICAL SCHOOLS

(RUPEES IN THOUSANDS)

NO.	TERRITORY	2006-07 (ACTUALS)				2007-08 (R.E.)				2008-09 (B.E.)			
		PLAN	NON-PLAN	TOTAL	% AGE TO TOTAL EXP. ON TEC. EDN.	PLAN	NON-PLAN	TOTAL	% AGE TO TOTAL EXP. ON TEC. EDN.	PLAN	NON-PLAN	TOTAL	% AGE TO TOTAL EXP. ON TEC. EDN.
1	ANDHRA PRADESH
2	ARUNACHAL PRADESH
3	ASSAM	0.00	10050.00	10050.00	3.95	200.00	14136.00	14336.00	2.31	200.00	14558.00	14758.00	3.51
4	BIHAR	0.00	5030.00	5030.00	2.14	0.00	36799.00	36799.00	5.17	0.00	36493.00	36493.00	6.94
5	CHHATTISGARH	1000.00	0.00	1000.00	0.51	1000.00	0.00	1000.00	0.26	1000.00	0.00	1000.00	0.21
6	GOA	45576.00	10158.00	55734.00	26.97	58000.00	13450.00	71450.00	27.42	62800.00	14070.00	76870.00	27.98
7	GUJARAT	6292.00	130066.00	136358.00	9.46	3440.00	149500.00	152940.00	7.40	4530.00	146757.00	151287.00	6.07
8	HARYANA
9	HIMACHAL PRADESH
10	JAMMU & KASHMIR
11	JHARKHAND	0.00	1859.00	1859.00	1.11	3500.00	1404.00	4904.00	0.34	400.00	1685.00	2085.00	0.14
12	KARNATAKA	0.00	13888.00	13888.00	0.86	0.00	15650.00	15650.00	0.84	0.00	20736.00	20736.00	1.17
13	KERALA	870.00	156656.00	157526.00	8.40	2500.00	216881.00	219381.00	11.06	7000.00	228789.00	235789.00	10.25
14	MADHYA PRADESH	0.00	824.00	824.00	0.10	0.00	443.00	443.00	0.03	0.00	0.00	0.00	0.00
15	MAHARASHTRA	25290.00	327512.00	352802.00	7.66	129016.00	358746.00	487762.00	10.10	91022.00	391301.00	482323.00	9.34
16	MANIPUR
17	MEGHALAYA	50.00	0.00	50.00	0.11	100.00	0.00	100.00	0.10	100.00	0.00	100.00	0.10
18	MIZORAM
19	NAGALAND
20	ORISSA	0.00	1189.00	1189.00	0.44	0.00	1432.00	1432.00	0.32	0.00	1614.00	1614.00	0.41
21	PUNJAB
22	RAJASTHAN
23	SIKKIM
24	TAMIL NADU
25	TRIPURA
26	UTTARAKHAND
27	UTTAR PRADESH	106.00	0.00	106.00	0.01	0.00	0.00	0.00	0.00	0.00	0.00	0.00	0.00
28	WEST BENGAL	52.00	46762.00	46814.00	2.50	1050.00	53351.00	54401.00	3.25	1255.00	57101.00	58356.00	2.88
TOTAL STATES		79236.00	703994.00	783230.00	3.62	198806.00	861792.00	1060598.00	3.93	168307.00	913104.00	1081411.00	3.71
29	A. & N. ISLANDS
30	CHANDIGARH
31	DADRA & NAGAR HAVELI
32	DAMAN & DIU
33	DELHI
34	LAKSHADWEEP
35	PUDUCHERRY	0.00	3947.00	3947.00	3.38	0.00	5152.00	5152.00	2.55	0.00	5405.00	5405.00	3.34
TOTAL U.T.		0.00	3947.00	3947.00	0.33	0.00	5152.00	5152.00	0.31	0.00	5405.00	5405.00	0.29
TOTAL (STATE & UTs)		79236.00	707941.00	787177.00	3.45	198806.00	866944.00	1065750.00	3.72	168307.00	918509.00	1086816.00	3.51

STATEMENT NO. (16) : PLAN & NON-PLAN BUDGETED EXPENDITURE ON TECHNICAL EDUCATION (Sub-head wise)

ACCOUNT: REVENUE ACCOUNT
PROGRAM: POLYTECHNICS

(RUPEES IN THOUSANDS)

NO.	TERRITORY	2006-07(ACTUALS)				2007-08(R.E.)				2008-09(B.E.)			
		PLAN	NON-PLAN	TOTAL	% AGE TO TOTAL EXP. ON TEC. EDN.	PLAN	NON-PLAN	TOTAL	% AGE TO TOTAL EXP. ON TEC. EDN.	PLAN	NON-PLAN	TOTAL	% AGE TO TOTAL EXP. ON TEC. EDN.
1	ANDHRA PRADESH	609358.00	812927.00	1422285.00	70.31	320300.00	990004.00	1310304.00	57.76	75894.00	1047789.00	1123683.00	50.10
2	ARUNACHAL PRADESH
3	ASSAM	2759.00	142815.00	145574.00	57.20	1600.00	259022.00	260622.00	42.03	1600.00	198233.00	199833.00	47.49
4	BIHAR	17732.00	83820.00	101552.00	43.23	25932.00	125532.00	151464.00	21.30	65069.00	109994.00	175063.00	33.30
5	CHHATTISGARH	6821.00	92578.00	99399.00	51.12	40432.00	130528.00	170960.00	43.79	113790.00	156990.00	270780.00	55.77
6	GOA	36165.00	35650.00	71815.00	34.75	43345.00	41470.00	84815.00	32.54	49370.00	41580.00	90950.00	33.10
7	GUJARAT	119330.00	437751.00	557081.00	38.66	265233.00	461525.00	726758.00	35.15	635401.00	448840.00	1084241.00	43.50
8	HARYANA	349841.00	103579.00	453420.00	47.47	404300.00	218200.00	622500.00	55.14	484500.00	242382.00	726882.00	46.52
9	HIMACHAL PRADESH	67080.00	31104.00	98184.00	76.49	55600.00	32242.00	87842.00	68.88	0.00	98567.00	98567.00	64.92
10	JAMMU & KASHMIR
11	JHARKHAND	0.00	98456.00	98456.00	58.62	30000.00	86118.00	116118.00	7.94	21400.00	110123.00	131523.00	8.81
12	KARNATAKA	95338.00	368220.00	463558.00	28.71	234738.00	499771.00	734509.00	39.27	255117.00	637580.00	892697.00	50.56
13	KERALA	47601.00	439152.00	486753.00	25.95	20400.00	555121.00	575521.00	29.02	31000.00	642423.00	673423.00	29.29
14	MADHYA PRADESH	144620.00	224001.00	368621.00	44.16	238336.00	384535.00	622871.00	48.62	303003.00	437598.00	740601.00	58.81
15	MAHARASHTRA	51510.00	666140.00	717650.00	15.58	38081.00	764741.00	802822.00	16.63	74200.00	826745.00	900945.00	17.45
16	MANIPUR	4856.00	20013.00	24869.00	92.22	5300.00	25905.00	31205.00	91.23	7000.00	32204.00	39204.00	91.91
17	MEGHALAYA	23422.00	12965.00	36387.00	81.59	74450.00	14088.00	88538.00	84.89	74450.00	14088.00	88538.00	84.89
18	MIZORAM	56349.00	8536.00	64885.00	96.94	29893.00	10955.00	40848.00	86.62	23217.00	12515.00	35732.00	86.07
19	NAGALAND	48050.00	7124.00	55174.00	84.44	29682.00	24790.00	54472.00	73.19	29682.00	25000.00	54682.00	77.97
20	ORISSA	4700.00	80557.00	85257.00	31.50	30180.00	104267.00	134447.00	29.87	24099.00	100207.00	124306.00	31.61
21	PUNJAB	13804.00	200230.00	214034.00	56.91	0.00	250383.00	250383.00	58.41	0.00	250624.00	250624.00	60.60
22	RAJASTHAN	14882.00	224420.00	239302.00	57.59	34600.00	242973.00	277573.00	52.04	63100.00	287751.00	350851.00	69.17
23	SIKKIM	25075.00	0.00	25075.00	89.00	23550.00	0.00	23550.00	65.69	0.00	0.00	0.00	0.00
24	TAMIL NADU	500.00	654926.00	655426.00	37.86	670.00	745050.00	745720.00	39.99	70.00	1030251.00	1030321.00	46.75
25	TRIPURA	1380.00	20537.00	21917.00	85.50	2165.00	26410.00	28575.00	82.21	8100.00	20060.00	28160.00	62.14
26	UTTARAKHAND	13434.00	119656.00	133090.00	23.59	70167.00	156470.00	226637.00	37.83	60600.00	178120.00	238720.00	48.35
27	UTTAR PRADESH	10996.00	387387.00	398383.00	29.34	10210.00	456648.00	466858.00	26.72	152725.00	531592.00	684317.00	30.78
28	WEST BENGAL	38098.00	309374.00	347472.00	18.54	36800.00	379807.00	416607.00	24.87	271300.00	408167.00	679467.00	33.58
	TOTAL STATES	1803701.00	5581918.00	7385619.00	34.12	2065964.00	6986555.00	9052519.00	33.53	2824687.00	7889423.00	10714110.00	36.77
29	A. & N. ISLANDS	27707.00	11547.00	39254.00	62.04	27300.00	12400.00	39700.00	78.77	40000.00	12200.00	52200.00	90.31
30	CHANDIGARH	17615.00	38928.00	56543.00	24.90	14100.00	42468.00	56568.00	21.76	19400.00	43287.00	62687.00	24.45
31	DADRA & NAGAR HAVELI
32	DAMAN & DIU	11976.00	0.00	11976.00	57.80	9800.00	0.00	9800.00	49.00	12380.00	0.00	12380.00	53.13
33	DELHI	34527.00	191108.00	225635.00	29.62	64330.00	202732.00	267062.00	24.20	56200.00	266265.00	322465.00	24.30
34	LAKSHADWEEP
35	PUDUCHERRY	11277.00	12566.00	23843.00	20.41	46127.00	13778.00	59905.00	29.60	42092.00	13965.00	56057.00	34.68
	TOTAL U.T.	103102.00	254149.00	357251.00	29.71	161657.00	271378.00	433035.00	26.26	170072.00	335717.00	505789.00	27.51
	TOTAL (STATE & UTs)	1906803.00	5836067.00	7742870.00	33.89	2227621.00	7257933.00	9485554.00	33.11	2994759.00	8225140.00	11219899.00	36.22

STATEMENT NO. (16): PLAN & NON-PLAN BUDGETED EXPENDITURE ON TECHNICAL EDUCATION (Sub-head wise)

ACCOUNT: REVENUE ACCOUNT
PROGRAM: ASSISTANCE TO UNIVERSITIES FOR TECHNICAL EDUCATION

(RUPEES IN THOUSANDS)

NO.	TERRITORY	2006-07 (ACTUALS)				2007-08 (R.E.)				2008-09 (B.E.)			
		PLAN	NON-PLAN	TOTAL	% AGE TO TOTAL EXP. ON TEC. EDN.	PLAN	NON-PLAN	TOTAL	% AGE TO TOTAL EXP. ON TEC. EDN.	PLAN	NON-PLAN	TOTAL	% AGE TO TOTAL EXP. ON TEC. EDN.
1	ANDHRA PRADESH	175000.00	333796.00	508796.00	25.15	450000.00	366362.00	816362.00	35.99	725680.00	0.00	725680.00	32.35
2	ARUNACHAL PRADESH
3	ASSAM
4	BIHAR	0.00	28310.00	28310.00	12.05	0.00	93976.00	93976.00	13.21	0.00	60000.00	60000.00	11.41
5	CHHATTISGARH	10029.00	0.00	10029.00	5.16	27000.00	0.00	27000.00	6.92	40000.00	0.00	40000.00	8.24
6	GOA
7	GUJARAT
8	HARYANA	210000.00	0.00	210000.00	21.99	230000.00	0.00	230000.00	20.37	280000.00	0.00	280000.00	17.92
9	HIMACHAL PRADESH
10	JAMMU & KASHMIR
11	JHARKHAND
12	KARNATAKA
13	KERALA	40000.00	183589.00	223589.00	11.92	25000.00	183589.00	208589.00	10.52	40000.00	192700.00	232700.00	10.12
14	MADHYA PRADESH
15	MAHARASHTRA	97832.00	34242.00	132074.00	2.87	10000.00	37142.00	47142.00	0.98	0.00	43312.00	43312.00	0.84
16	MANIPUR
17	MEGHALAYA
18	MIZORAM
19	NAGALAND
20	ORISSA
21	PUNJAB
22	RAJASTHAN	8750.00	41000.00	49750.00	11.97	38601.00	45000.00	83601.00	15.67	15500.00	56500.00	72000.00	14.19
23	SIKKIM
24	TAMIL NADU	0.00	186546.00	186546.00	10.78	1.00	293449.00	293450.00	15.73	1.00	230770.00	230771.00	10.47
25	TRIPURA
26	UTTARAKHAND
27	UTTAR PRADESH
28	WEST BENGAL	55487.00	129929.00	185416.00	9.89	53000.00	148206.00	201206.00	12.01	39760.00	176302.00	216062.00	10.68
	TOTAL STATES	597098.00	937412.00	1534510.00	7.09	833602.00	1167724.00	2001326.00	7.41	1140941.00	759584.00	1900525.00	6.52
29	A. & N. ISLANDS
30	CHANDIGARH
31	DADRA & NAGAR HAVELI
32	DAMAN & DIU
33	DELHI
34	LAKSHADWEEP
35	PUDUCHERRY
	TOTAL U.T.	0.00	0.00	0.00	0.00	0.00	0.00	0.00	0.00	0.00	0.00	0.00	0.00
	TOTAL (STATE & UTs)	597098.00	937412.00	1534510.00	6.72	833602.00	1167724.00	2001326.00	6.99	1140941.00	759584.00	1900525.00	6.14

STATEMENT NO. (16): PLAN & NON-PLAN BUDGETED EXPENDITURE ON TECHNICAL EDUCATION (Sub-head wise)

ACCOUNT: REVENUE ACCOUNT
PROGRAM: ASSISTANCE TO NON-GOVT. COLLEGES

(RUPEES IN THOUSANDS)

NO.	TERRITORY	2006-07 (ACTUALS)				2007-08 (R.E.)				2008-09 (B.E.)			
		PLAN	NON-PLAN	TOTAL	% AGE TO TOTAL EXP. ON TEC. EDN.	PLAN	NON-PLAN	TOTAL	% AGE TO TOTAL EXP. ON TEC. EDN.	PLAN	NON-PLAN	TOTAL	% AGE TO TOTAL EXP. ON TEC. EDN.
1	ANDHRA PRADESH	2000.00	5529.00	7529.00	0.37	2000.00	23861.00	25861.00	1.14	1544.00	24272.00	25816.00	1.15
2	ARUNACHAL PRADESH
3	ASSAM
4	BIHAR
5	CHHATTISGARH
6	GOA
7	GUJARAT
8	HARYANA	94000.00	99504.00	193504.00	20.26	70000.00	102632.00	172632.00	15.29	73000.00	107504.00	180504.00	11.55
9	HIMACHAL PRADESH
10	JAMMU & KASHMIR
11	JHARKHAND
12	KARNATAKA	156673.00	227702.00	384375.00	23.81	385638.00	310828.00	696466.00	37.24	167500.00	323261.00	490761.00	27.80
13	KERALA	813.00	268897.00	269710.00	14.38	1000.00	280411.00	281411.00	14.19	1500.00	337237.00	338737.00	14.73
14	MADHYA PRADESH	20840.00	148125.00	168965.00	20.24	58000.00	170500.00	228500.00	17.83	63040.00	171000.00	234040.00	18.58
15	MAHARASHTRA	17000.00	2316431.00	2333431.00	50.65	0.00	2460394.00	2460394.00	50.97	0.00	2865567.00	2865567.00	55.51
16	MANIPUR
17	MEGHALAYA
18	MIZORAM
19	NAGALAND
20	ORISSA
21	PUNJAB	0.00	6472.00	6472.00	1.72	0.00	0.00	0.00	0.00	0.00	0.00	0.00	0.00
22	RAJASTHAN	16850.00	79200.00	96050.00	23.11	62500.00	82500.00	145000.00	27.19	27404.00	25500.00	52904.00	10.43
23	SIKKIM
24	TAMIL NADU	0.00	113830.00	113830.00	6.57	0.00	130270.00	130270.00	6.98	0.00	155410.00	155410.00	7.05
25	TRIPURA	0.00	0.00	0.00	0.00	0.00	0.00	0.00	0.00	25.00	9500.00	9525.00	21.02
26	UTTARAKHAND	0.00	13000.00	13000.00	2.30	5000.00	14000.00	19000.00	3.17	1.00	14000.00	14001.00	2.84
27	UTTAR PRADESH	0.00	134677.00	134677.00	9.92	0.00	136102.00	136102.00	7.79	50000.00	136102.00	186102.00	8.37
28	WEST BENGAL
	TOTAL STATES	308176.00	3413367.00	3721543.00	17.19	584138.00	3711498.00	4295636.00	15.91	384014.00	4169353.00	4553367.00	15.63
29	A. & N. ISLANDS
30	CHANDIGARH
31	DADRA & NAGAR HAVELI
32	DAMAN & DIU
33	DELHI	0.00	1706.00	1706.00	0.22	0.00	3000.00	3000.00	0.27	0.00	3750.00	3750.00	0.28
34	LAKSHADWEEP
35	PUDUCHERRY
	TOTAL U.T.	0.00	1706.00	1706.00	0.14	0.00	3000.00	3000.00	0.18	0.00	3750.00	3750.00	0.20
	TOTAL (STATE & UTs)	308176.00	3415073.00	3723249.00	16.30	584138.00	3714498.00	4298636.00	15.01	384014.00	4173103.00	4557117.00	14.71

..NICNET..

STATEMENT NO. (16): PLAN & NON-PLAN BUDGETED EXPENDITURE ON TECHNICAL EDUCATION (Sub-head wise)

ACCOUNT: REVENUE ACCOUNT
PROGRAM: ENGINEERING COLLEGES AND INSTITUTIONS

(RUPEES IN THOUSANDS)

NO.	TERRITORY	2006-07(ACTUALS)				2007-08(R.E.)				2008-09(B.E.)			
		PLAN	NON-PLAN	TOTAL	% AGE TO TOTAL EXP. ON TEC. EDN.	PLAN	NON-PLAN	TOTAL	% AGE TO TOTAL EXP. ON TEC. EDN.	PLAN	NON-PLAN	TOTAL	% AGE TO TOTAL EXP. ON TEC. EDN.
1	ANDHRA PRADESH	0.00	17041.00	17041.00	0.84	0.00	18191.00	18191.00	0.80	0.00	20572.00	20572.00	0.92
2	ARUNACHAL PRADESH	0.00	0.00	0.00	0.00	1000.00	0.00	1000.00	4.76	500.00	0.00	500.00	2.00
3	ASSAM	2073.00	83834.00	85907.00	33.75	8400.00	315582.00	323982.00	52.24	53150.00	129716.00	182866.00	43.45
4	BIHAR	4721.00	54870.00	59591.00	25.37	5490.00	58674.00	64164.00	9.02	8930.00	69348.00	78278.00	14.89
5	CHHATTISGARH	12188.00	49608.00	61796.00	31.78	48745.00	116245.00	164990.00	42.26	49900.00	94180.00	144080.00	29.67
6	GOA	25047.00	54094.00	79141.00	38.29	34270.00	70085.00	104355.00	40.04	37715.00	69230.00	106945.00	38.92
7	GUJARAT	310800.00	318443.00	629243.00	43.67	648798.00	364376.00	1013174.00	49.00	573067.00	354195.00	927262.00	37.20
8	HARYANA	0.00	49665.00	49665.00	5.20	0.00	51001.00	51001.00	4.52	0.00	56103.00	56103.00	3.59
9	HIMACHAL PRADESH	13923.00	0.00	13923.00	10.85	20000.00	0.00	20000.00	15.68	0.00	31638.00	31638.00	20.84
10	JAMMU & KASHMIR
11	JHARKHAND	0.00	61010.00	61010.00	36.33	17500.00	517953.00	535453.00	36.61	11000.00	73122.00	84122.00	5.64
12	KARNATAKA	1408.00	9280.00	10688.00	0.66	42550.00	10674.00	53224.00	2.85	80025.00	12232.00	92257.00	5.23
13	KERALA	271311.00	326274.00	597585.00	31.85	162000.00	436569.00	598569.00	30.18	154000.00	490165.00	644165.00	28.01
14	MADHYA PRADESH	160530.00	82535.00	243065.00	29.12	222500.00	120252.00	342752.00	26.75	65766.00	127809.00	193575.00	15.37
15	MAHARASHTRA	126578.00	0.00	126578.00	2.75	96661.00	0.00	96661.00	2.00	109204.00	0.00	109204.00	2.12
16	MANIPUR
17	MEGHALAYA
18	MIZORAM
19	NAGALAND
20	ORISSA	17299.00	98032.00	115331.00	42.61	48000.00	134919.00	182919.00	40.63	30000.00	156145.00	186145.00	47.33
21	PUNJAB	10000.00	0.00	10000.00	2.66	0.00	0.00	0.00	0.00	0.00	0.00	0.00	0.00
22	RAJASTHAN
23	SIKKIM
24	TAMIL NADU	358596.00	206654.00	565250.00	32.65	54360.00	256142.00	310502.00	16.65	9190.00	354136.00	363326.00	16.49
25	TRIPURA	454.00	0.00	454.00	1.77	0.00	3000.00	3000.00	8.63	0.00	3500.00	3500.00	7.72
26	UTTARAKHAND	150750.00	113529.00	264279.00	46.85	186480.00	102524.00	289004.00	48.24	120645.00	103127.00	223772.00	45.32
27	UTTAR PRADESH	626701.00	144021.00	770722.00	56.76	933508.00	151342.00	1084850.00	62.08	1133510.00	151623.00	1285133.00	57.81
28	WEST BENGAL	19057.00	97711.00	116768.00	6.23	28690.00	141353.00	170043.00	10.15	68210.00	151885.00	220095.00	10.88
	TOTAL STATES	2111436.00	1766601.00	3878037.00	17.92	2558952.00	2868882.00	5427834.00	20.10	2504812.00	2448726.00	4953538.00	17.00
29	A. & N. ISLANDS	24021.00	0.00	24021.00	37.96	10700.00	0.00	10700.00	21.23	5600.00	0.00	5600.00	9.69
30	CHANDIGARH	37200.00	127782.00	164982.00	72.66	42400.00	155100.00	197500.00	75.96	32500.00	154900.00	187400.00	73.09
31	DADRA & NAGAR HAVELI
32	DAMAN & DIU
33	DELHI	306238.00	171599.00	477837.00	62.73	538000.00	210665.00	748665.00	67.85	633000.00	267103.00	900103.00	67.84
34	LAKSHADWEEP
35	PUDUCHERRY	58900.00	0.00	58900.00	50.41	90200.00	0.00	90200.00	44.58	100000.00	0.00	100000.00	61.87
	TOTAL U.T.	426359.00	299381.00	725740.00	60.36	681300.00	365765.00	1047065.00	63.50	771100.00	422003.00	1193103.00	64.90
	TOTAL (STATE & UTs)	2537795.00	2065982.00	4603777.00	20.15	3240252.00	3234647.00	6474899.00	22.60	3275912.00	2870729.00	6146641.00	19.84

STATEMENT NO. (16): PLAN & NON-PLAN BUDGETED EXPENDITURE ON TECHNICAL EDUCATION (Sub-head wise)

ACCOUNT: REVENUE ACCOUNT
PROGRAM: SCHOLARSHIPS

(RUPEES IN THOUSANDS)

NO.	TERRITORY	2006-07(ACTUALS)				2007-08(R.E.)				2008-09(B.E.)			
		PLAN	NON-PLAN	TOTAL	% AGE TO TOTAL EXP. ON TEC. EDN.	PLAN	NON-PLAN	TOTAL	% AGE TO TOTAL EXP. ON TEC. EDN.	PLAN	NON-PLAN	TOTAL	% AGE TO TOTAL EXP. ON TEC. EDN.
1	ANDHRA PRADESH	15048.00	11174.00	26222.00	1.30	40000.00	13813.00	53813.00	2.37	30880.00	13500.00	44380.00	1.98
2	ARUNACHAL PRADESH
3	ASSAM	200.00	1269.00	1469.00	0.58	1450.00	4550.00	6000.00	0.97	1750.00	4550.00	6300.00	1.50
4	BIHAR
5	CHHATTISGARH	63.00	99.00	162.00	0.08	1200.00	250.00	1450.00	0.37	1200.00	250.00	1450.00	0.30
6	GOA
7	GUJARAT
8	HARYANA	0.00	256.00	256.00	0.03	2500.00	3700.00	6200.00	0.55	2500.00	3300.00	5800.00	0.37
9	HIMACHAL PRADESH	0.00	0.00	0.00	0.00	6000.00	0.00	6000.00	4.70	6000.00	0.00	6000.00	3.95
10	JAMMU & KASHMIR
11	JHARKHAND
12	KARNATAKA	1738.00	4713.00	6451.00	0.40	119500.00	6255.00	125755.00	6.72	60000.00	6505.00	66505.00	3.77
13	KERALA	0.00	6.00	6.00	0.00	0.00	100.00	100.00	0.01	1.00	100.00	101.00	0.00
14	MADHYA PRADESH	167.00	185.00	352.00	0.04	0.00	950.00	950.00	0.07	0.00	1001.00	1001.00	0.08
15	MAHARASHTRA	0.00	154.00	154.00	0.00	0.00	310389.00	310389.00	6.43	0.00	212167.00	212167.00	4.11
16	MANIPUR	0.00	35.00	35.00	0.13	0.00	350.00	350.00	1.02	0.00	350.00	350.00	0.82
17	MEGHALAYA	800.00	245.00	1045.00	2.34	6000.00	257.00	6257.00	6.00	6000.00	257.00	6257.00	6.00
18	MIZORAM
19	NAGALAND	797.00	4598.00	5395.00	8.26	5510.00	5900.00	11410.00	15.33	900.00	5900.00	6800.00	9.70
20	ORISSA
21	PUNJAB	0.00	37.00	37.00	0.01	0.00	101.00	101.00	0.02	0.00	124.00	124.00	0.03
22	RAJASTHAN
23	SIKKIM
24	TAMIL NADU	10457.00	0.00	10457.00	0.60	112000.00	120.00	112120.00	6.01	112000.00	120.00	112120.00	5.09
25	TRIPURA	104.00	0.00	104.00	0.41	200.00	0.00	200.00	0.58	250.00	0.00	250.00	0.55
26	UTTARAKHAND
27	UTTAR PRADESH
28	WEST BENGAL	0.00	0.00	0.00	0.00	110.00	100.00	210.00	0.01	150.00	110.00	260.00	0.01
	TOTAL STATES	29374.00	22771.00	52145.00	0.24	294470.00	346835.00	641305.00	2.38	221631.00	248234.00	469865.00	1.61
29	A. & N. ISLANDS
30	CHANDIGARH
31	DADRA & NAGAR HAVELI
32	DAMAN & DIU
33	DELHI
34	LAKSHADWEEP
35	PUDUCHERRY	0.00	150.00	150.00	0.13	0.00	125.00	125.00	0.06	0.00	160.00	160.00	0.10
	TOTAL U.T.	0.00	150.00	150.00	0.01	0.00	125.00	125.00	0.01	0.00	160.00	160.00	0.01
	TOTAL (STATE & UTs)	29374.00	22921.00	52295.00	0.23	294470.00	346960.00	641430.00	2.24	221631.00	248394.00	470025.00	1.52

..NICNET..

STATEMENT NO. (16): PLAN & NON-PLAN BUDGETED EXPENDITURE ON TECHNICAL EDUCATION (Sub-head wise)

ACCOUNT: REVENUE ACCOUNT
PROGRAM: TRAINING

(RUPEES IN THOUSANDS)

NO.	TERRITORY	2006-07(ACTUALS)				2007-08(R.E.)				2008-09(B.E.)			
		PLAN	NON-PLAN	TOTAL	% AGE TO TOTAL EXP. ON TEC. EDN.	PLAN	NON-PLAN	TOTAL	% AGE TO TOTAL EXP. ON TEC. EDN.	PLAN	NON-PLAN	TOTAL	% AGE TO TOTAL EXP. ON TEC. EDN.
1	ANDHRA PRADESH	302.00	0.00	302.00	0.01	700.00	0.00	700.00	0.03	1544.00	0.00	1544.00	0.07
2	ARUNACHAL PRADESH
3	ASSAM
4	BIHAR
5	CHHATTISGARH
6	GOA
7	GUJARAT	10.00	0.00	10.00	0.00	300.00	0.00	300.00	0.01	300.00	10.00	310.00	0.01
8	HARYANA	0.00	0.00	0.00	0.00	5000.00	0.00	5000.00	0.44	5000.00	0.00	5000.00	0.32
9	HIMACHAL PRADESH
10	JAMMU & KASHMIR
11	JHARKHAND	0.00	0.00	0.00	0.00	40000.00	0.00	40000.00	2.73	14000.00	0.00	14000.00	0.94
12	KARNATAKA
13	KERALA	23997.00	16444.00	40441.00	2.16	7501.00	21722.00	29223.00	1.47	9500.00	23335.00	32835.00	1.43
14	MADHYA PRADESH	0.00	5099.00	5099.00	0.61	600.00	100.00	700.00	0.05	1000.00	80.00	1080.00	0.09
15	MAHARASHTRA
16	MANIPUR
17	MEGHALAYA
18	MIZORAM
19	NAGALAND
20	ORISSA
21	PUNJAB
22	RAJASTHAN	0.00	347.00	347.00	0.08	0.00	0.00	0.00	0.00	0.00	0.00	0.00	0.00
23	SIKKIM
24	TAMIL NADU
25	TRIPURA
26	UTTARAKHAND
27	UTTAR PRADESH
28	WEST BENGAL	0.00	6000.00	6000.00	0.32	0.00	6892.00	6892.00	0.41	0.00	7492.00	7492.00	0.37
TOTAL STATES		24309.00	27890.00	52199.00	0.24	54101.00	28714.00	82815.00	0.31	31344.00	30917.00	62261.00	0.21
29	A. & N. ISLANDS
30	CHANDIGARH
31	DADRA & NAGAR HAVELI
32	DAMAN & DIU
33	DELHI
34	LAKSHADWEEP
35	PUDUCHERRY
TOTAL U.T.		0.00	0.00	0.00	0.00	0.00	0.00	0.00	0.00	0.00	0.00	0.00	0.00
TOTAL (STATE & UTs)		24309.00	27890.00	52199.00	0.23	54101.00	28714.00	82815.00	0.29	31344.00	30917.00	62261.00	0.20

STATEMENT NO. (16): PLAN & NON-PLAN BUDGETED EXPENDITURE ON TECHNICAL EDUCATION (Sub-head wise)

ACCOUNT: REVENUE ACCOUNT
PROGRAM: OTHER EXPENDITURE

(RUPEES IN THOUSANDS)

NO.	TERRITORY	2006-07 (ACTUALS)				2007-08 (R.E.)				2008-09 (B.E.)			
		PLAN	NON-PLAN	TOTAL	% AGE TO TOTAL EXP. ON TEC. EDN.	PLAN	NON-PLAN	TOTAL	% AGE TO TOTAL EXP. ON TEC. EDN.	PLAN	NON-PLAN	TOTAL	% AGE TO TOTAL EXP. ON TEC. EDN.
1	ANDHRA PRADESH	300.00	0.00	300.00	0.01	1800.00	0.00	1800.00	0.08	250961.00	0.00	250961.00	11.19
2	ARUNACHAL PRADESH
3	ASSAM
4	BIHAR	2000.00	0.00	2000.00	0.85	67860.00	0.00	67860.00	9.54	151200.00	0.00	151200.00	28.76
5	CHHATTISGARH	12482.00	2482.00	14964.00	7.70	13440.00	2000.00	15440.00	3.95	15300.00	1200.00	16500.00	3.40
6	GOA
7	GUJARAT	27812.00	27948.00	55760.00	3.87	53615.00	32175.00	85790.00	4.15	83309.00	31051.00	114360.00	4.59
8	HARYANA	0.00	7735.00	7735.00	0.81	0.00	8150.00	8150.00	0.72	255000.00	8760.00	263760.00	16.88
9	HIMACHAL PRADESH
10	JAMMU & KASHMIR
11	JHARKHAND	0.00	0.00	0.00	0.00	756250.00	160.00	756410.00	51.71	1253200.00	100.00	1253300.00	83.96
12	KARNATAKA	666162.00	31035.00	697197.00	43.18	159149.00	37419.00	196568.00	10.51	110598.00	38877.00	149475.00	8.47
13	KERALA	30446.00	38061.00	68507.00	3.65	14100.00	18485.00	32585.00	1.64	77600.00	21770.00	99370.00	4.32
14	MADHYA PRADESH	22957.00	5401.00	28358.00	3.40	47920.00	5000.00	52920.00	4.13	43022.00	5500.00	48522.00	3.85
15	MAHARASHTRA	551152.00	248534.00	799686.00	17.36	199731.00	270950.00	470681.00	9.75	112388.00	281094.00	393482.00	7.62
16	MANIPUR
17	MEGHALAYA	4878.00	10.00	4888.00	10.96	6400.00	11.00	6411.00	6.15	6400.00	11.00	6411.00	6.15
18	MIZORAM
19	NAGALAND	2788.00	463.00	3251.00	4.98	1900.00	759.00	2659.00	3.57	1900.00	759.00	2659.00	3.79
20	ORISSA	42755.00	7524.00	50279.00	18.58	105000.00	6200.00	111200.00	24.70	54040.00	6500.00	60540.00	15.39
21	PUNJAB	0.00	124338.00	124338.00	33.06	0.00	154132.00	154132.00	35.96	0.00	137143.00	137143.00	33.16
22	RAJASTHAN	1000.00	0.00	1000.00	0.24	0.00	0.00	0.00	0.00	0.00	0.00	0.00	0.00
23	SIKKIM
24	TAMIL NADU	10652.00	78737.00	89389.00	5.16	28000.00	115599.00	143599.00	7.70	28000.00	102591.00	130591.00	5.93
25	TRIPURA	484.00	2676.00	3160.00	12.33	600.00	2385.00	2985.00	8.59	800.00	3080.00	3880.00	8.56
26	UTTARAKHAND	141100.00	9316.00	150416.00	26.66	48400.00	10869.00	59269.00	9.89	1000.00	10986.00	11986.00	2.43
27	UTTAR PRADESH	0.00	20303.00	20303.00	1.50	0.00	20269.00	20269.00	1.16	0.00	21251.00	21251.00	0.96
28	WEST BENGAL	1120483.00	27001.00	1147484.00	61.22	770000.00	35443.00	805443.00	48.08	729020.00	92024.00	821044.00	40.58
	TOTAL STATES	2637451.00	631564.00	3269015.00	15.10	2274165.00	720006.00	2994171.00	11.09	3173738.00	762697.00	3936435.00	13.51
29	A. & N. ISLANDS
30	CHANDIGARH
31	DADRA & NAGAR HAVELI
32	DAMAN & DIU	1139.00	0.00	1139.00	5.50	1400.00	0.00	1400.00	7.00	1500.00	0.00	1500.00	6.44
33	DELHI	15685.00	0.00	15685.00	2.06	34400.00	0.00	34400.00	3.12	42300.00	0.00	42300.00	3.19
34	LAKSHADWEEP
35	PUDUCHERRY	30000.00	0.00	30000.00	25.68	46970.00	0.00	46970.00	23.21	0.00	0.00	0.00	0.00
	TOTAL U.T.	46824.00	0.00	46824.00	3.89	82770.00	0.00	82770.00	5.02	43800.00	0.00	43800.00	2.38
	TOTAL (STATE & UTs)	2684275.00	631564.00	3315839.00	14.51	2356935.00	720006.00	3076941.00	10.74	3217538.00	762697.00	3980235.00	12.85

STATEMENT NO. (17) : PLAN & NON-PLAN BUDGETED EXPENDITURE ON PHYSICAL EDUCATION

ACCOUNT: REVENUE ACCOUNT
PROGRAM: TOTAL EXPENDITURE

(RUPEES IN THOUSANDS)

NO.	TERRITORY	2006-07 (ACTUALS)				2007-08 (R.E.)				2008-09 (B.E.)			
		PLAN	NON-PLAN	TOTAL	% AGE TO TOTAL EXP. ON EDUCATION	PLAN	NON-PLAN	TOTAL	% AGE TO TOTAL EXP. ON EDUCATION	PLAN	NON-PLAN	TOTAL	% AGE TO TOTAL EXP. ON EDUCATION
1	ANDHRA PRADESH	0.00	13354.00	13354.00	0.02	950.00	14778.00	15728.00	0.02	950.00	18676.00	19626.00	0.02
2	ARUNACHAL PRADESH	0.00	7234.00	7234.00	0.32	23425.00	8134.00	31559.00	1.09	24925.00	7250.00	32175.00	1.27
3	ASSAM	258.00	56922.00	57180.00	0.22	0.00	76252.00	76252.00	0.22	0.00	87787.00	87787.00	0.24
4	BIHAR	0.00	11719.00	11719.00	0.02	0.00	22468.00	22468.00	0.04	0.00	15890.00	15890.00	0.02
5	CHHATTISGARH	0.00	2289.00	2289.00	0.02	0.00	3310.00	3310.00	0.02	0.00	3940.00	3940.00	0.02
6	GOA	22434.00	27073.00	49507.00	1.40	24200.00	28750.00	52950.00	1.46	25600.00	30750.00	56350.00	1.48
7	GUJARAT	0.00	12285.00	12285.00	0.03	0.00	13930.00	13930.00	0.03	0.00	14840.00	14840.00	0.03
8	HARYANA
9	HIMACHAL PRADESH	0.00	2093.00	2093.00	0.02	0.00	2117.00	2117.00	0.01	0.00	2719.00	2719.00	0.01
10	JAMMU & KASHMIR	0.00	59500.00	59500.00	0.63	0.00	66000.00	66000.00	0.59	0.00	67000.00	67000.00	0.46
11	JHARKHAND	0.00	8114.00	8114.00	0.07	0.00	4674.00	4674.00	0.02	0.00	5649.00	5649.00	0.02
12	KARNATAKA	0.00	1122.00	1122.00	0.00	0.00	1695.00	1695.00	0.00	0.00	2853.00	2853.00	0.00
13	KERALA	0.00	3649.00	3649.00	0.01	5500.00	5014.00	10514.00	0.02	1500.00	5419.00	6919.00	0.01
14	MADHYA PRADESH	0.00	4082.00	4082.00	0.01	0.00	5312.00	5312.00	0.01	0.00	6619.00	6619.00	0.01
15	MAHARASHTRA	0.00	53404.00	53404.00	0.05	0.00	46338.00	46338.00	0.03	0.00	46014.00	46014.00	0.03
16	MANIPUR	749.00	58977.00	59726.00	1.92	800.00	66207.00	67007.00	1.97	1000.00	71518.00	72518.00	1.94
17	MEGHALAYA	50.00	41.00	91.00	0.00	50.00	46.00	96.00	0.00	50.00	46.00	96.00	0.00
18	MIZORAM
19	NAGALAND
20	ORISSA	25000.00	4265.00	29265.00	0.12	10751.00	4620.00	15371.00	0.05	95341.00	5024.00	100365.00	0.28
21	PUNJAB	0.00	10382.00	10382.00	0.05	0.00	11293.00	11293.00	0.04	0.00	12139.00	12139.00	0.04
22	RAJASTHAN	3149.00	18600.00	21749.00	0.04	20989.00	20542.00	41531.00	0.08	5100.00	28756.00	33856.00	0.05
23	SIKKIM
24	TAMIL NADU	5000.00	10431.00	15431.00	0.03	38527.00	12215.00	50742.00	0.07	38527.00	17225.00	55752.00	0.06
25	TRIPURA	6711.00	132220.00	138931.00	2.87	5930.00	148400.00	154330.00	2.94	10175.00	162950.00	173125.00	2.95
26	UTTARAKHAND	14472.00	43999.00	58471.00	0.43	11895.00	45150.00	57045.00	0.35	37015.00	44150.00	81165.00	0.47
27	UTTAR PRADESH	0.00	468.00	468.00	0.00	0.00	500.00	500.00	0.00	0.00	500.00	500.00	0.00
28	WEST BENGAL	17195.00	22632.00	39827.00	0.07	19700.00	28534.00	48234.00	0.07	34400.00	30867.00	65267.00	0.09
	TOTAL STATES	95018.00	564855.00	659873.00	0.08	162717.00	636279.00	798996.00	0.08	274583.00	688581.00	963164.00	0.09
29	A. & N. ISLANDS	2521.00	0.00	2521.00	0.21	2000.00	0.00	2000.00	0.15	2650.00	0.00	2650.00	0.19
30	CHANDIGARH	23220.00	24002.00	47222.00	2.54	49300.00	29000.00	78300.00	3.65	51600.00	30360.00	81960.00	3.84
31	DADRA & NAGAR HAVELI
32	DAMAN & DIU
33	DELHI	2999.00	342.00	3341.00	0.02	4500.00	1100.00	5600.00	0.03	2500.00	1055.00	3555.00	0.01
34	LAKSHADWEEP
35	PUDUCHERRY	1975.00	4390.00	6365.00	0.31	2409.00	4644.00	7053.00	0.30	3121.00	4800.00	7921.00	0.34
	TOTAL U.T.	30715.00	28734.00	59449.00	0.25	58209.00	34744.00	92953.00	0.33	59871.00	36215.00	96086.00	0.31
	TOTAL (STATE & UTs)	125733.00	593589.00	719322.00	0.08	220926.00	671023.00	891949.00	0.09	334454.00	724796.00	1059250.00	0.09
	CENTRE TOTAL	0.00	0.00	0.00	0.00	0.00	0.00
	GRAND TOTAL	125733.00	593589.00	719322.00	0.07	220926.00	671023.00	891949.00	0.07	334454.00	724796.00	1059250.00	0.07

STATEMENT NO. (18): PLAN & NON-PLAN BUDGETED EXPENDITURE ON PHYSICAL EDUCATION (Sub-head wise)

ACCOUNT: REVENUE ACCOUNT
PROGRAM: PHYSICAL EDUCATION

(RUPEES IN THOUSANDS)

NO.	TERRITORY	2006-07 (ACTUALS)				2007-08 (R.E.)				2008-09 (B.E.)			
		PLAN	NON-PLAN	TOTAL	% AGE TO TOTAL EXP. ON PHY. EDN.	PLAN	NON-PLAN	TOTAL	% AGE TO TOTAL EXP. ON PHY. EDN.	PLAN	NON-PLAN	TOTAL	% AGE TO TOTAL EXP. ON PHY. EDN.
1	ANDHRA PRADESH	0.00	13354.00	13354.00	100.00	950.00	14778.00	15728.00	100.00	950.00	18676.00	19626.00	100.00
2	ARUNACHAL PRADESH	0.00	7234.00	7234.00	100.00	23425.00	8134.00	31559.00	100.00	24925.00	7250.00	32175.00	100.00
3	ASSAM	258.00	56922.00	57180.00	100.00	0.00	76252.00	76252.00	100.00	0.00	87787.00	87787.00	100.00
4	BIHAR	0.00	11719.00	11719.00	100.00	0.00	22468.00	22468.00	100.00	0.00	15890.00	15890.00	100.00
5	CHHATTISGARH	0.00	2289.00	2289.00	100.00	0.00	3310.00	3310.00	100.00	0.00	3940.00	3940.00	100.00
6	GOA	22434.00	27073.00	49507.00	100.00	24200.00	28750.00	52950.00	100.00	25600.00	30750.00	56350.00	100.00
7	GUJARAT	0.00	12285.00	12285.00	100.00	0.00	13930.00	13930.00	100.00	0.00	14840.00	14840.00	100.00
8	HARYANA	0.00	2093.00	2093.00	100.00	0.00	2117.00	2117.00	100.00	0.00	2719.00	2719.00	100.00
9	HIMACHAL PRADESH	0.00	59500.00	59500.00	100.00	0.00	66000.00	66000.00	100.00	0.00	67000.00	67000.00	100.00
10	JAMMU & KASHMIR	0.00	8114.00	8114.00	100.00	0.00	4674.00	4674.00	100.00	0.00	5649.00	5649.00	100.00
11	JHARKHAND	0.00	1122.00	1122.00	100.00	0.00	1695.00	1695.00	100.00	0.00	2853.00	2853.00	100.00
12	KARNATAKA	0.00	3649.00	3649.00	100.00	5500.00	5014.00	10514.00	100.00	1500.00	5419.00	6919.00	100.00
13	KERALA	0.00	4082.00	4082.00	100.00	0.00	5312.00	5312.00	100.00	0.00	6619.00	6619.00	100.00
14	MADHYA PRADESH	0.00	53404.00	53404.00	100.00	0.00	46338.00	46338.00	100.00	0.00	46014.00	46014.00	100.00
15	MAHARASHTRA	749.00	58977.00	59726.00	100.00	800.00	66207.00	67007.00	100.00	1000.00	71518.00	72518.00	100.00
16	MANIPUR	50.00	41.00	91.00	100.00	50.00	46.00	96.00	100.00	50.00	46.00	96.00	100.00
17	MEGHALAYA
18	MIZORAM
19	NAGALAND	25000.00	4265.00	29265.00	100.00	10751.00	4620.00	15371.00	100.00	95341.00	5024.00	100365.00	100.00
20	ORISSA	0.00	10382.00	10382.00	100.00	0.00	11293.00	11293.00	100.00	0.00	12139.00	12139.00	100.00
21	PUNJAB	3149.00	18600.00	21749.00	100.00	20989.00	20542.00	41531.00	100.00	5100.00	28756.00	33856.00	100.00
22	RAJASTHAN
23	SIKKIM	5000.00	10431.00	15431.00	100.00	38527.00	12215.00	50742.00	100.00	38527.00	17225.00	55752.00	100.00
24	TAMIL NADU	6711.00	132220.00	138931.00	100.00	5930.00	148400.00	154330.00	100.00	10175.00	162950.00	173125.00	100.00
25	TRIPURA	14472.00	43999.00	58471.00	100.00	11895.00	45150.00	57045.00	100.00	37015.00	44150.00	81165.00	100.00
26	UTTARAKHAND	0.00	468.00	468.00	100.00	0.00	500.00	500.00	100.00	0.00	500.00	500.00	100.00
27	UTTAR PRADESH	17195.00	22632.00	39827.00	100.00	19700.00	28534.00	48234.00	100.00	34400.00	30867.00	65267.00	100.00
28	WEST BENGAL
	TOTAL STATES	95018.00	564855.00	659873.00	100.00	162717.00	636279.00	798996.00	100.00	274583.00	688581.00	963164.00	100.00
29	A. & N. ISLANDS	2521.00	0.00	2521.00	100.00	2000.00	0.00	2000.00	100.00	2650.00	0.00	2650.00	100.00
30	CHANDIGARH	23220.00	24002.00	47222.00	100.00	49300.00	29000.00	78300.00	100.00	51600.00	30360.00	81960.00	100.00
31	DADRA & NAGAR HAVELI
32	DAMAN & DIU
33	DELHI	2999.00	342.00	3341.00	100.00	4500.00	1100.00	5600.00	100.00	2500.00	1055.00	3555.00	100.00
34	LAKSHADWEEP
35	PUDUCHERRY	1975.00	4390.00	6365.00	100.00	2409.00	4644.00	7053.00	100.00	3121.00	4800.00	7921.00	100.00
	TOTAL U.T.	30715.00	28734.00	59449.00	100.00	58209.00	34744.00	92953.00	100.00	59871.00	36215.00	96086.00	100.00
	TOTAL (STATE & UTs)	125733.00	593589.00	719322.00	100.00	220926.00	671023.00	891949.00	100.00	334454.00	724796.00	1059250.00	100.00

..NICNET..

STATEMENT NO. (19): PLAN & NON-PLAN BUDGETED EXPENDITURE ON GENERAL

ACCOUNT: REVENUE ACCOUNT
PROGRAM: TOTAL EXPENDITURE

(RUPEES IN THOUSANDS)

NO.	STATE/UNION TERRITORY	2006-07(ACTUALS)				2007-08(R.E.)				2008-09(B.E.)			
		PLAN	NON-PLAN	TOTAL	% AGE TO TOTAL EXP. ON EDUCATION	PLAN	NON-PLAN	TOTAL	% AGE TO TOTAL EXP. ON EDUCATION	PLAN	NON-PLAN	TOTAL	% AGE TO TOTAL EXP. ON EDUCATION
1	ANDHRA PRADESH	33497.00	395016.00	428513.00	0.74	141016.00	445496.00	586512.00	0.80	69736.00	506033.00	575769.00	0.66
2	ARUNACHAL PRADESH	10983.00	14037.00	25020.00	1.10	10900.00	17356.00	28256.00	0.98	10000.00	16671.00	26671.00	1.05
3	ASSAM	6153.00	368118.00	374271.00	1.47	4900.00	268544.00	273444.00	0.78	5300.00	295562.00	300862.00	0.83
4	BIHAR	54188.00	86688.00	140876.00	0.29	16650.00	96007.00	112657.00	0.22	16900.00	116878.00	133778.00	0.20
5	CHHATTISGARH	6133.00	20036.00	26169.00	0.20	247410.00	20479.00	267889.00	1.45	496310.00	24150.00	520460.00	2.44
6	GOA	5361.00	24867.00	30228.00	0.85	4501.00	30272.00	34773.00	0.96	4500.00	33657.00	38157.00	1.00
7	GUJARAT	601473.00	317979.00	919452.00	2.00	526281.00	318223.00	844504.00	1.76	817166.00	317957.00	1135123.00	2.19
8	HARYANA	1742.00	133285.00	135027.00	0.62	0.00	172924.00	172924.00	0.61	27500.00	151985.00	179485.00	0.57
9	HIMACHAL PRADESH	16328.00	36779.00	53107.00	0.41	5311.00	52444.00	57755.00	0.38	765.00	58754.00	59519.00	0.31
10	JAMMU & KASHMIR	0.00	30007.00	30007.00	0.32	0.00	33895.00	33895.00	0.30	0.00	38458.00	38458.00	0.26
11	JHARKHAND
12	KARNATAKA	771544.00	29712.00	801256.00	1.45	1215535.00	33805.00	1249340.00	1.93	1748577.00	42494.00	1791071.00	2.12
13	KERALA	249446.00	44858.00	294304.00	0.77	114965.00	67695.00	182660.00	0.38	114700.00	48086.00	162786.00	0.30
14	MADHYA PRADESH	113880.00	70412.00	184292.00	0.52	210426.00	79546.00	289972.00	0.74	154000.00	95284.00	249284.00	0.51
15	MAHARASHTRA	83702.00	451200.00	534902.00	0.45	92712.00	580941.00	673653.00	0.50	218388.00	565374.00	783762.00	0.56
16	MANIPUR	9987.00	36088.00	46075.00	1.48	5225.00	43113.00	48338.00	1.42	6202.00	46674.00	52876.00	1.42
17	MEGHALAYA	20660.00	79875.00	100535.00	3.30	35000.00	111724.00	146724.00	3.96	35000.00	111724.00	146724.00	3.96
18	MIZORAM	17852.00	25151.00	43003.00	1.76	29000.00	28930.00	57930.00	2.05	21150.00	35210.00	56360.00	1.87
19	NAGALAND
20	ORISSA	63671.00	12666.00	76337.00	0.31	193534.00	16811.00	210345.00	0.69	149532.00	17694.00	167226.00	0.47
21	PUNJAB	0.00	109714.00	109714.00	0.48	0.00	142347.00	142347.00	0.49	0.00	148131.00	148131.00	0.50
22	RAJASTHAN	13575.00	77320.00	90895.00	0.19	9792.00	86533.00	96325.00	0.18	11723.00	98657.00	110380.00	0.17
23	SIKKIM	28819.00	23495.00	52314.00	2.72	38900.00	22348.00	61248.00	2.77	44326.00	24948.00	69274.00	2.79
24	TAMIL NADU	10145.00	350000.00	3510145.00	5.91	26897.00	300000.00	3026897.00	4.18	27097.00	300000.00	3027097.00	3.36
25	TRIPURA	3249.00	135395.00	138644.00	2.86	8225.00	4545.00	12770.00	0.24	27402.00	7174.00	34576.00	0.59
26	UTTARAKHAND	60190.00	50626.00	110816.00	0.81	95035.00	59970.00	155005.00	0.96	87547.00	78862.00	166409.00	0.97
27	UTTAR PRADESH	21882.00	98486.00	120368.00	0.13	10453.00	136077.00	146530.00	0.15	3867.00	199647.00	203514.00	0.19
28	WEST BENGAL	48543.00	606737.00	655280.00	1.11	166364.00	1403299.00	1569663.00	2.29	296905.00	906106.00	1203011.00	1.61
TOTAL STATES		2253003.00	6778547.00	9031550.00	1.07	3209032.00	7273324.00	10482356.00	1.07	4394593.00	6986170.00	11380763.00	1.01
29	A. & N. ISLANDS	22722.00	20339.00	43061.00	3.59	26835.00	22428.00	49263.00	3.74	15350.00	22669.00	38019.00	2.75
30	CHANDIGARH	323.00	14790.00	15113.00	0.81	100.00	17775.00	17875.00	0.83	100.00	16979.00	17079.00	0.80
31	DADRA & NAGAR HAVELI	7925.00	4889.00	12814.00	5.71	10600.00	6500.00	17100.00	5.77	9000.00	5600.00	14600.00	4.63
32	DAMAN & DIU	5028.00	687.00	5715.00	2.88	8000.00	1500.00	9500.00	4.59	11200.00	1200.00	12400.00	5.47
33	DELHI	203698.00	194364.00	398062.00	2.27	433700.00	209645.00	643345.00	3.03	338700.00	319841.00	658541.00	2.73
34	LAKSHADWEEP	14300.00	110512.00	124812.00	45.46	15050.00	134960.00	150010.00	44.50	14500.00	144920.00	159420.00	40.29
35	PUDUCHERRY	5784.00	35073.00	40857.00	1.96	20046.00	35703.00	55749.00	2.39	6754.00	34779.00	41533.00	1.81
TOTAL U.T.		259780.00	380654.00	640434.00	2.74	514331.00	428511.00	942842.00	3.38	395604.00	545988.00	941592.00	3.05
TOTAL (STATE & UTs)		2512783.00	7159201.00	9671984.00	1.12	3723363.00	7701835.00	11425198.00	1.13	4790197.00	7532158.00	12322355.00	1.07
CENTRE TOTAL		369100.00	536992.00	906092.00	0.38	277200.00	732700.00	1009900.00	0.34	340000.00	798600.00	1138600.00	0.29
GRAND TOTAL		2881883.00	7696193.00	10578076.00	0.96	4000563.00	8434535.00	12435098.00	0.95	5130197.00	8330758.00	13460955.00	0.87

STATEMENT NO. (20): PLAN & NON-PLAN BUDGETED EXPENDITURE ON GENERAL (Sub-head wise)

ACCOUNT: REVENUE ACCOUNT
PROGRAM: DIRECTION & ADMINISTRATION

(RUPEES IN THOUSANDS)

NO.	STATE/UNION TERRITORY	2006-07(ACTUALS)				2007-08(R.E.)				2008-09(B.E.)			
		PLAN	NON-PLAN	TOTAL	% AGE TO TOTAL EXP. ON GENERAL	PLAN	NON-PLAN	TOTAL	% AGE TO TOTAL EXP. ON GENERAL	PLAN	NON-PLAN	TOTAL	% AGE TO TOTAL EXP. ON GENERAL
1	ANDHRA PRADESH	25820.00	349658.00	375478.00	87.62	98426.00	399360.00	497786.00	84.87	31292.00	453098.00	484390.00	84.13
2	ARUNACHAL PRADESH	10983.00	14037.00	25020.00	100.00	10900.00	17356.00	28256.00	100.00	10000.00	16671.00	26671.00	100.00
3	ASSAM	16.00	251354.00	251370.00	67.16	2116.00	177863.00	179979.00	65.82	2216.00	209569.00	211785.00	70.39
4	BIHAR	0.00	20322.00	20322.00	14.43	0.00	20920.00	20920.00	18.57	0.00	25379.00	25379.00	18.97
5	CHHATTISGARH	5724.00	17192.00	22916.00	87.57	6200.00	18429.00	24629.00	9.19	15900.00	22340.00	38240.00	7.35
6	GOA	5361.00	24867.00	30228.00	100.00	4501.00	30147.00	34648.00	99.64	4500.00	33532.00	38032.00	99.67
7	GUJARAT	101957.00	173076.00	275033.00	29.91	176419.00	176723.00	353142.00	41.82	243366.00	178424.00	421790.00	37.16
8	HARYANA	1742.00	133260.00	135002.00	99.98	0.00	172899.00	172899.00	99.99	27500.00	151960.00	179460.00	99.99
9	HIMACHAL PRADESH
10	JAMMU & KASHMIR	0.00	19043.00	19043.00	63.46	0.00	21423.00	21423.00	63.20	0.00	23743.00	23743.00	61.74
11	JHARKHAND
12	KARNATAKA	0.00	2757.00	2757.00	0.34	0.00	3623.00	3623.00	0.29	0.00	4186.00	4186.00	0.23
13	KERALA
14	MADHYA PRADESH	107880.00	56811.00	164691.00	89.36	110000.00	59854.00	169854.00	58.58	149000.00	74973.00	223973.00	89.85
15	MAHARASHTRA	2500.00	210310.00	212810.00	39.78	2500.00	218779.00	221279.00	32.85	2500.00	219868.00	222368.00	28.37
16	MANIPUR	6998.00	17649.00	24647.00	53.49	790.00	20691.00	21481.00	44.44	1050.00	23280.00	24330.00	46.01
17	MEGHALAYA	0.00	110.00	110.00	0.11	0.00	131.00	131.00	0.09	0.00	131.00	131.00	0.09
18	MIZORAM	4825.00	10843.00	15668.00	36.43	7200.00	11530.00	18730.00	32.33	5700.00	13630.00	19330.00	34.30
19	NAGALAND
20	ORISSA	0.00	10466.00	10466.00	13.71	797.00	13545.00	14342.00	6.82	0.00	14166.00	14166.00	8.47
21	PUNJAB	0.00	109598.00	109598.00	99.89	0.00	141127.00	141127.00	99.14	0.00	147196.00	147196.00	99.37
22	RAJASTHAN
23	SIKKIM	20919.00	23495.00	44414.00	84.90	31400.00	22348.00	53748.00	87.75	32325.00	24948.00	57273.00	82.68
24	TAMIL NADU
25	TRIPURA	0.00	3175.00	3175.00	2.29	0.00	4545.00	4545.00	35.59	0.00	5174.00	5174.00	14.96
26	UTTARAKHAND	0.00	0.00	0.00	0.00	667.00	0.00	667.00	0.43	1458.00	0.00	1458.00	0.88
27	UTTAR PRADESH	0.00	11540.00	11540.00	9.59	0.00	12594.00	12594.00	8.59	0.00	14364.00	14364.00	7.06
28	WEST BENGAL	2329.00	451598.00	453927.00	69.27	16200.00	550108.00	566308.00	36.08	36600.00	596594.00	633194.00	52.63
	TOTAL STATES	297054.00	1911161.00	2208215.00	24.45	468116.00	2093995.00	2562111.00	24.44	563407.00	2253226.00	2816633.00	24.75
29	A. & N. ISLANDS	7096.00	19988.00	27084.00	62.90	9100.00	22033.00	31133.00	63.20	5700.00	22369.00	28069.00	73.83
30	CHANDIGARH	323.00	14790.00	15113.00	100.00	100.00	17775.00	17875.00	100.00	100.00	16979.00	17079.00	100.00
31	DADRA & NAGAR HAVELI	4771.00	3392.00	8163.00	63.70	5100.00	4500.00	9600.00	56.14	6000.00	3600.00	9600.00	65.75
32	DAMAN & DIU
33	DELHI	0.00	67874.00	67874.00	17.05	0.00	70250.00	70250.00	10.92	0.00	113950.00	113950.00	17.30
34	LAKSHADWEEP
35	PUDUCHERRY	2729.00	28731.00	31460.00	77.00	2896.00	28567.00	31463.00	56.44	2917.00	27552.00	30469.00	73.36
	TOTAL U.T.	14919.00	134775.00	149694.00	23.37	17196.00	143125.00	160321.00	17.00	14717.00	184450.00	199167.00	21.15
	TOTAL (STATE & UTs)	311973.00	2045936.00	2357909.00	24.38	485312.00	2237120.00	2722432.00	23.83	578124.00	2437676.00	3015800.00	24.47

..NICNET..

STATEMENT NO. (20): PLAN & NON-PLAN BUDGETED EXPENDITURE ON GENERAL (Sub-head wise)

ACCOUNT: REVENUE ACCOUNT
PROGRAM: SCHOLARSHIPS

(RUPEES IN THOUSANDS)

NO.	STATE/UNION TERRITORY	2006-07(ACTUALS)				2007-08(R.E.)				2008-09(B.E.)			
		PLAN	NON-PLAN	TOTAL	% AGE TO TOTAL EXP. ON GENERAL	PLAN	NON-PLAN	TOTAL	% AGE TO TOTAL EXP. ON GENERAL	PLAN	NON-PLAN	TOTAL	% AGE TO TOTAL EXP. ON GENERAL
1	ANDHRA PRADESH
2	ARUNACHAL PRADESH
3	ASSAM
4	BIHAR
5	CHHATTISGARH	0.00	626.00	626.00	2.39	0.00	400.00	400.00	0.15	0.00	400.00	400.00	0.08
6	GOA
7	GUJARAT	16368.00	0.00	16368.00	1.78	17000.00	0.00	17000.00	2.01	17000.00	0.00	17000.00	1.50
8	HARYANA
9	HIMACHAL PRADESH	11633.00	1892.00	13525.00	25.47	503.00	9469.00	9972.00	17.27	3.00	4401.00	4404.00	7.40
10	JAMMU & KASHMIR
11	JHARKHAND
12	KARNATAKA	0.00	40.00	40.00	0.00	0.00	208.00	208.00	0.02	0.00	216.00	216.00	0.01
13	KERALA
14	MADHYA PRADESH	0.00	1153.00	1153.00	0.63	0.00	2235.00	2235.00	0.77	0.00	2235.00	2235.00	0.90
15	MAHARASHTRA	0.00	30769.00	30769.00	5.75	0.00	90036.00	90036.00	13.37	0.00	90164.00	90164.00	11.50
16	MANIPUR	0.00	0.00	0.00	0.00	0.00	100.00	100.00	0.21	0.00	100.00	100.00	0.19
17	MEGHALAYA
18	MIZORAM
19	NAGALAND
20	ORISSA
21	PUNJAB	0.00	116.00	116.00	0.11	0.00	135.00	135.00	0.09	0.00	150.00	150.00	0.10
22	RAJASTHAN
23	SIKKIM	7900.00	0.00	7900.00	15.10	7500.00	0.00	7500.00	12.25	12001.00	0.00	12001.00	17.32
24	TAMIL NADU	9103.00	0.00	9103.00	0.26	21772.00	0.00	21772.00	0.72	21862.00	0.00	21862.00	0.72
25	TRIPURA
26	UTTARAKHAND
27	UTTAR PRADESH
28	WEST BENGAL	3306.00	4193.00	7499.00	1.14	89250.00	637577.00	726827.00	46.30	151700.00	79120.00	230820.00	19.19
TOTAL STATES		48310.00	38789.00	87099.00	0.96	136025.00	740160.00	876185.00	8.36	202566.00	176786.00	379352.00	3.33
29	A. & N. ISLANDS	0.00	204.00	204.00	0.47	0.00	250.00	250.00	0.51	0.00	300.00	300.00	0.79
30	CHANDIGARH
31	DADRA & NAGAR HAVELI	3154.00	1497.00	4651.00	36.30	5500.00	2000.00	7500.00	43.86	3000.00	2000.00	5000.00	34.25
32	DAMAN & DIU	18.00	189.00	207.00	3.62	200.00	200.00	400.00	4.21	200.00	200.00	400.00	3.23
33	DELHI	93043.00	0.00	93043.00	23.37	103000.00	0.00	103000.00	16.01	4500.00	0.00	4500.00	0.68
34	LAKSHADWEEP
35	PUDUCHERRY	33.00	147.00	180.00	0.44	22.00	661.00	683.00	1.23	1.00	630.00	631.00	1.52
TOTAL U.T.		96248.00	2037.00	98285.00	15.35	108722.00	3111.00	111833.00	11.86	7701.00	3130.00	10831.00	1.15
TOTAL (STATE & UTs)		144558.00	40826.00	185384.00	1.92	244747.00	743271.00	988018.00	8.65	210267.00	179916.00	390183.00	3.17

..NICNET..

STATEMENT NO. (20): PLAN & NON-PLAN BUDGETED EXPENDITURE ON GENERAL (Sub-head wise)

ACCOUNT: REVENUE ACCOUNT
PROGRAM: RESEARCH

(RUPEES IN THOUSANDS)

NO.	STATE/UNION TERRITORY	2006-07(ACTUALS)				2007-08(R.E.)				2008-09(B.E.)			
		PLAN	NON-PLAN	TOTAL	% AGE TO TOTAL EXP. ON GENERAL	PLAN	NON-PLAN	TOTAL	% AGE TO TOTAL EXP. ON GENERAL	PLAN	NON-PLAN	TOTAL	% AGE TO TOTAL EXP. ON GENERAL
1	ANDHRA PRADESH
2	ARUNACHAL PRADESH
3	ASSAM	4827.00	44242.00	49069.00	13.11	100.00	0.00	100.00	0.04	100.00	0.00	100.00	0.03
4	BIHAR	54188.00	65685.00	119873.00	85.09	16650.00	74143.00	90793.00	80.59	16900.00	90461.00	107361.00	80.25
5	CHHATTISGARH
6	GOA
7	GUJARAT
8	HARYANA
9	HIMACHAL PRADESH	453.00	0.00	453.00	0.85	502.00	0.00	502.00	0.87	500.00	0.00	500.00	0.84
10	JAMMU & KASHMIR	0.00	10964.00	10964.00	36.54	0.00	12472.00	12472.00	36.80	0.00	14715.00	14715.00	38.26
11	JHARKHAND
12	KARNATAKA
13	KERALA	1000.00	3000.00	4000.00	1.36	16000.00	21681.00	37681.00	20.63	80000.00	1.00	80001.00	49.14
14	MADHYA PRADESH
15	MAHARASHTRA
16	MANIPUR
17	MEGHALAYA
18	MIZORAM	3342.00	896.00	4238.00	9.86	4650.00	1070.00	5720.00	9.87	3200.00	3190.00	6390.00	11.34
19	NAGALAND
20	ORISSA
21	PUNJAB
22	RAJASTHAN	1073.00	31649.00	32722.00	36.00	907.00	36806.00	37713.00	39.15	1300.00	42651.00	43951.00	39.82
23	SIKKIM
24	TAMIL NADU
25	TRIPURA
26	UTTARAKHAND	0.00	858.00	858.00	0.77	0.00	1096.00	1096.00	0.71	0.00	0.00	0.00	0.00
27	UTTAR PRADESH	0.00	13366.00	13366.00	11.10	0.00	14387.00	14387.00	9.82	0.00	16543.00	16543.00	8.13
28	WEST BENGAL	0.00	42.00	42.00	0.01	0.00	45.00	45.00	0.00	0.00	48.00	48.00	0.00
	TOTAL STATES	64883.00	170702.00	235585.00	2.61	38809.00	161700.00	200509.00	1.91	102000.00	167609.00	269609.00	2.37
29	A. & N. ISLANDS
30	CHANDIGARH
31	DADRA & NAGAR HAVELI
32	DAMAN & DIU
33	DELHI
34	LAKSHADWEEP
35	PUDUCHERRY	0.00	1072.00	1072.00	2.62	0.00	1098.00	1098.00	1.97	0.00	1054.00	1054.00	2.54
	TOTAL U.T.	0.00	1072.00	1072.00	0.17	0.00	1098.00	1098.00	0.12	0.00	1054.00	1054.00	0.11
	TOTAL (STATE & UTs)	64883.00	171774.00	236657.00	2.45	38809.00	162798.00	201607.00	1.76	102000.00	168663.00	270663.00	2.20

STATEMENT NO. (20): PLAN & NON-PLAN BUDGETED EXPENDITURE ON GENERAL (Sub-head wise)

ACCOUNT: REVENUE ACCOUNT
PROGRAM: TRAINING

(RUPEES IN THOUSANDS)

NO.	STATE/UNION TERRITORY	2006-07(ACTUALS)				2007-08(R.E.)				2008-09(B.E.)			
		PLAN	NON-PLAN	TOTAL	% AGE TO TOTAL EXP. ON GENERAL	PLAN	NON-PLAN	TOTAL	% AGE TO TOTAL EXP. ON GENERAL	PLAN	NON-PLAN	TOTAL	% AGE TO TOTAL EXP. ON GENERAL
1	ANDHRA PRADESH	6614.00	20778.00	27392.00	6.39	24880.00	22720.00	47600.00	8.12	22248.00	25651.00	47899.00	8.32
2	ARUNACHAL PRADESH
3	ASSAM	1310.00	70518.00	71828.00	19.19	2684.00	86947.00	89631.00	32.78	2984.00	82157.00	85141.00	28.30
4	BIHAR
5	CHHATTISGARH
6	GOA
7	GUJARAT
8	HARYANA
9	HIMACHAL PRADESH
10	JAMMU & KASHMIR
11	JHARKHAND
12	KARNATAKA
13	KERALA	19764.00	41432.00	61196.00	20.79	4000.00	38384.00	42384.00	23.20	6000.00	40405.00	46405.00	28.51
14	MADHYA PRADESH
15	MAHARASHTRA	0.00	57842.00	57842.00	10.81	0.00	60619.00	60619.00	9.00	182388.00	67678.00	250066.00	31.91
16	MANIPUR	2019.00	16054.00	18073.00	39.23	3225.00	19499.00	22724.00	47.01	3702.00	20200.00	23902.00	45.20
17	MEGHALAYA	17330.00	64631.00	81961.00	81.52	27000.00	67950.00	94950.00	64.71	27000.00	67950.00	94950.00	64.71
18	MIZORAM
19	NAGALAND
20	ORISSA	50181.00	1153.00	51334.00	67.25	123512.00	1648.00	125160.00	59.50	93409.00	1857.00	95266.00	56.97
21	PUNJAB
22	RAJASTHAN	2570.00	42064.00	44634.00	49.11	0.00	45321.00	45321.00	47.05	0.00	51076.00	51076.00	46.27
23	SIKKIM
24	TAMIL NADU
25	TRIPURA
26	UTTARAKHAND	59654.00	5670.00	65324.00	58.95	92050.00	7133.00	99183.00	63.99	83717.00	7757.00	91474.00	54.97
27	UTTAR PRADESH	70.00	58902.00	58972.00	48.99	10452.00	61030.00	71482.00	48.78	3866.00	69027.00	72893.00	35.82
28	WEST BENGAL
TOTAL STATES		159512.00	379044.00	538556.00	5.96	287803.00	411251.00	699054.00	6.67	425314.00	433758.00	859072.00	7.55
29	A. & N. ISLANDS
30	CHANDIGARH
31	DADRA & NAGAR HAVELI
32	DAMAN & DIU
33	DELHI	0.00	96.00	96.00	0.02	0.00	275.00	275.00	0.04	0.00	650.00	650.00	0.10
34	LAKSHADWEEP
35	PUDUCHERRY	0.00	0.00	0.00	0.00	12500.00	0.00	12500.00	22.42	1.00	0.00	1.00	0.00
TOTAL U.T.		0.00	96.00	96.00	0.01	12500.00	275.00	12775.00	1.35	1.00	650.00	651.00	0.07
TOTAL (STATE & UTs)		159512.00	379140.00	538652.00	5.57	300303.00	411526.00	711829.00	6.23	425315.00	434408.00	859723.00	6.98

..NICNET..

STATEMENT NO. (20): PLAN & NON-PLAN BUDGETED EXPENDITURE ON GENERAL (Sub-head wise)

ACCOUNT: REVENUE ACCOUNT
PROGRAM: OTHER EXPENDITURE

(RUPEES IN THOUSANDS)

NO.	STATE/UNION TERRITORY	2006-07(ACTUALS)				2007-08(R.E.)				2008-09(B.E.)			
		PLAN	NON-PLAN	TOTAL	% AGE TO TOTAL EXP. ON GENERAL	PLAN	NON-PLAN	TOTAL	% AGE TO TOTAL EXP. ON GENERAL	PLAN	NON-PLAN	TOTAL	% AGE TO TOTAL EXP. ON GENERAL
1	ANDHRA PRADESH	1063.00	24580.00	25643.00	5.98	17710.00	23416.00	41126.00	7.01	16196.00	27284.00	43480.00	7.55
2	ARUNACHAL PRADESH
3	ASSAM	0.00	2004.00	2004.00	0.54	0.00	3734.00	3734.00	1.37	0.00	3836.00	3836.00	1.28
4	BIHAR	0.00	681.00	681.00	0.48	0.00	944.00	944.00	0.84	0.00	1038.00	1038.00	0.78
5	CHHATTISGARH	409.00	2218.00	2627.00	10.04	241210.00	1650.00	242860.00	90.66	480410.00	1410.00	481820.00	92.58
6	GOA	0.00	0.00	0.00	0.00	0.00	125.00	125.00	0.36	0.00	125.00	125.00	0.33
7	GUJARAT	483148.00	144903.00	628051.00	68.31	332862.00	141500.00	474362.00	56.17	556800.00	139533.00	696333.00	61.34
8	HARYANA	0.00	25.00	25.00	0.02	0.00	25.00	25.00	0.01	0.00	25.00	25.00	0.01
9	HIMACHAL PRADESH	4242.00	34887.00	39129.00	73.68	4306.00	42975.00	47281.00	81.86	262.00	54353.00	54615.00	91.76
10	JAMMU & KASHMIR
11	JHARKHAND
12	KARNATAKA	771544.00	26915.00	798459.00	99.65	1215535.00	29974.00	1245509.00	99.69	1748577.00	38092.00	1786669.00	99.75
13	KERALA	228682.00	426.00	229108.00	77.85	94965.00	7630.00	102595.00	56.17	28700.00	7680.00	36380.00	22.35
14	MADHYA PRADESH	6000.00	12448.00	18448.00	10.01	100426.00	17457.00	117883.00	40.65	5000.00	18076.00	23076.00	9.26
15	MAHARASHTRA	81202.00	152279.00	233481.00	43.65	90212.00	211507.00	301719.00	44.79	33500.00	187664.00	221164.00	28.22
16	MANIPUR	970.00	2385.00	3355.00	7.28	1210.00	2823.00	4033.00	8.34	1450.00	3094.00	4544.00	8.59
17	MEGHALAYA	3330.00	15134.00	18464.00	18.37	8000.00	43643.00	51643.00	35.20	8000.00	43643.00	51643.00	35.20
18	MIZORAM	9685.00	13412.00	23097.00	53.71	17150.00	16330.00	33480.00	57.79	12250.00	18390.00	30640.00	54.36
19	NAGALAND
20	ORISSA	13490.00	1047.00	14537.00	19.04	69225.00	1618.00	70843.00	33.68	56123.00	1671.00	57794.00	34.56
21	PUNJAB	0.00	0.00	0.00	0.00	0.00	1085.00	1085.00	0.76	0.00	785.00	785.00	0.53
22	RAJASTHAN	9932.00	3607.00	13539.00	14.90	8885.00	4406.00	13291.00	13.80	10423.00	4930.00	15353.00	13.91
23	SIKKIM
24	TAMIL NADU	1042.00	3500000.00	3501042.00	99.74	5125.00	3000000.00	3005125.00	99.28	5235.00	3000000.00	3005235.00	99.28
25	TRIPURA	3249.00	132220.00	135469.00	97.71	8225.00	0.00	8225.00	64.41	27402.00	2000.00	29402.00	85.04
26	UTTARAKHAND	536.00	44098.00	44634.00	40.28	2318.00	51741.00	54059.00	34.88	2372.00	71105.00	73477.00	44.15
27	UTTAR PRADESH	21812.00	14678.00	36490.00	30.32	1.00	48066.00	48067.00	32.80	1.00	99713.00	99714.00	49.00
28	WEST BENGAL	42908.00	150904.00	193812.00	29.58	60914.00	215569.00	276483.00	17.61	108605.00	230344.00	338949.00	28.18
	TOTAL STATES	1683244.00	4278851.00	5962095.00	66.01	2278279.00	3866218.00	6144497.00	58.62	3101306.00	3954791.00	7056097.00	62.00
29	A. & N. ISLANDS	15626.00	147.00	15773.00	36.63	17735.00	145.00	17880.00	36.29	9650.00	0.00	9650.00	25.38
30	CHANDIGARH
31	DADRA & NAGAR HAVELI
32	DAMAN & DIU	5010.00	498.00	5508.00	96.38	7800.00	1300.00	9100.00	95.79	11000.00	1000.00	12000.00	96.77
33	DELHI	110655.00	126394.00	237049.00	59.55	330700.00	139120.00	469820.00	73.03	334200.00	205241.00	539441.00	81.91
34	LAKSHADWEEP	14300.00	110512.00	124812.00	100.00	15050.00	134960.00	150010.00	100.00	14500.00	144920.00	159420.00	100.00
35	PUDUCHERRY	3022.00	5123.00	8145.00	19.94	4628.00	5377.00	10005.00	17.95	3835.00	5543.00	9378.00	22.58
	TOTAL U.T.	148613.00	242674.00	391287.00	61.10	375913.00	280902.00	656815.00	69.66	373185.00	356704.00	729889.00	77.52
	TOTAL (STATE & UTs)	1831857.00	4521525.00	6353382.00	65.69	2654192.00	4147120.00	6801312.00	59.53	3474491.00	4311495.00	7785986.00	63.19

..NICNET..

STATEMENT NO. (21): PLAN & NON-PLAN BUDGETED EXPENDITURE ON LANGUAGE DEVELOPMENT

ACCOUNT: REVENUE ACCOUNT
PROGRAM: TOTAL EXPENDITURE

(RUPEES IN THOUSANDS)

NO.	STATE UNION/TERRITORY	2006-07 (ACTUALS)				2007-08 (R.E.)				2008-09 (B.E.)			
		PLAN	NON-PLAN	TOTAL	% AGE TO TOTAL EXP. ON EDUCATION	PLAN	NON-PLAN	TOTAL	% AGE TO TOTAL EXP. ON EDUCATION	PLAN	NON-PLAN	TOTAL	% AGE TO TOTAL EXP. ON EDUCATION
1	ANDHRA PRADESH	112.00	183069.00	183181.00	0.32	5665.00	192526.00	198191.00	0.27	5500.00	205267.00	210767.00	0.24
2	ARUNACHAL PRADESH
3	ASSAM	29932.00	200076.00	230008.00	0.90	30000.00	289033.00	319033.00	0.91	26000.00	571632.00	597632.00	1.64
4	BIHAR	800.00	579534.00	580334.00	1.19	0.00	590586.00	590586.00	1.17	0.00	594442.00	594442.00	0.90
5	CHHATTISGARH	2513.00	5388.00	7901.00	0.06	7500.00	7908.00	15408.00	0.08	12600.00	7797.00	20397.00	0.10
6	GOA	11943.00	0.00	11943.00	0.34	10001.00	200.00	10201.00	0.28	11501.00	200.00	11701.00	0.31
7	GUJARAT	9761.00	31064.00	40825.00	0.09	12762.00	30015.00	42777.00	0.09	11753.00	30415.00	42168.00	0.08
8	HARYANA	17000.00	0.00	17000.00	0.08	20310.00	0.00	20310.00	0.07	20300.00	0.00	20300.00	0.06
9	HIMACHAL PRADESH	6655.00	28259.00	34914.00	0.27	12489.00	24444.00	36933.00	0.24	64.00	40362.00	40426.00	0.21
10	JAMMU & KASHMIR
11	JHARKHAND	0.00	40931.00	40931.00	0.36	0.00	164406.00	164406.00	0.76	0.00	125136.00	125136.00	0.48
12	KARNATAKA	12629.00	86489.00	99118.00	0.18	56000.00	104132.00	160132.00	0.25	47500.00	128888.00	176388.00	0.21
13	KERALA	21426.00	176545.00	197971.00	0.52	18100.00	221962.00	240062.00	0.51	23500.00	225172.00	248672.00	0.46
14	MADHYA PRADESH	0.00	29987.00	29987.00	0.08	0.00	38790.00	38790.00	0.10	0.00	43932.00	43932.00	0.09
15	MAHARASHTRA	0.00	418.00	418.00	0.00	0.00	1371.00	1371.00	0.00	0.00	492.00	492.00	0.00
16	MANIPUR	1254.00	1077.00	2331.00	0.07	1270.00	2215.00	3485.00	0.10	1465.00	2458.00	3923.00	0.11
17	MEGHALAYA	350.00	5.00	355.00	0.01	800.00	8.00	808.00	0.02	800.00	8.00	808.00	0.02
18	MIZORAM	12839.00	111691.00	124530.00	5.10	58885.00	141755.00	200640.00	7.12	87250.00	140610.00	227860.00	7.57
19	NAGALAND	0.00	83453.00	83453.00	2.78	0.00	98335.00	98335.00	3.05	0.00	103128.00	103128.00	3.05
20	ORISSA	40303.00	75324.00	115627.00	0.48	53796.00	102648.00	156444.00	0.51	12349.00	163327.00	175676.00	0.49
21	PUNJAB	29232.00	53121.00	82353.00	0.36	38000.00	58380.00	96380.00	0.34	25000.00	63361.00	88361.00	0.30
22	RAJASTHAN	19808.00	462132.00	481940.00	0.99	13926.00	512721.00	526647.00	0.96	71778.00	599808.00	671586.00	1.04
23	SIKKIM	590.00	0.00	590.00	0.03	600.00	0.00	600.00	0.03	2200.00	0.00	2200.00	0.09
24	TAMIL NADU	19311.00	147493.00	166804.00	0.28	26562.00	180827.00	207389.00	0.29	21159.00	200430.00	221589.00	0.25
25	TRIPURA	5825.00	10453.00	16278.00	0.34	5842.00	9888.00	15730.00	0.30	6172.00	12580.00	18752.00	0.32
26	UTTARAKHAND	0.00	32857.00	32857.00	0.24	0.00	34536.00	34536.00	0.21	0.00	35156.00	35156.00	0.21
27	UTTAR PRADESH	200.00	568352.00	568552.00	0.60	1284.00	605069.00	606353.00	0.62	58572.00	663313.00	721885.00	0.68
28	WEST BENGAL	22085.00	89419.00	111504.00	0.19	71665.00	107514.00	179179.00	0.26	101620.00	161676.00	263296.00	0.35
TOTAL STATES		264568.00	2997137.00	3261705.00	0.39	445457.00	3519269.00	3964726.00	0.40	547083.00	4119590.00	4666673.00	0.41
29	A. & N. ISLANDS	3362.00	0.00	3362.00	0.28	3517.00	30.00	3547.00	0.27	3600.00	30.00	3630.00	0.26
30	CHANDIGARH	1600.00	5085.00	6685.00	0.36	3100.00	5910.00	9010.00	0.42	4200.00	5710.00	9910.00	0.46
31	DADRA & NAGAR HAVELI
32	DAMAN & DIU
33	DELHI
34	LAKSHADWEEP
35	PUDUCHERRY	3471.00	0.00	3471.00	0.17	4608.00	0.00	4608.00	0.20	3856.00	0.00	3856.00	0.17
TOTAL U.T.		8433.00	5085.00	13518.00	0.06	11225.00	5940.00	17165.00	0.06	11656.00	5740.00	17396.00	0.06
TOTAL (STATE & UTs)		273001.00	3002222.00	3275223.00	0.38	456682.00	3525209.00	3981891.00	0.39	558739.00	4125330.00	4684069.00	0.40
CENTRE TOTAL		1641800.00	399417.00	2041217.00	0.86	1700600.00	447100.00	2147700.00	0.73	2050000.00	470500.00	2520500.00	0.65
GRAND TOTAL		1914801.00	3401639.00	5316440.00	0.48	2157282.00	3972309.00	6129591.00	0.47	2608739.00	4595830.00	7204569.00	0.47

STATEMENT NO. (22): PLAN & NON-PLAN BUDGETED EXPENDITURE ON LANGUAGE DEVELOPMENT (Sub-head wise)

ACCOUNT: REVENUE ACCOUNT
PROGRAM: DIRECTION & ADMINISTRATION

(RUPEES IN THOUSANDS)

NO.	STATE/UNION TERRITORY	2006-07(ACTUALS)				2007-08(R.E.)				2008-09(B.E.)			
		PLAN	NON-PLAN	TOTAL	% AGE TO TOTAL EXP. ON LNG. DVL.	PLAN	NON-PLAN	TOTAL	% AGE TO TOTAL EXP. ON LNG. DVL.	PLAN	NON-PLAN	TOTAL	% AGE TO TOTAL EXP. ON LNG. DVL.
1	ANDHRA PRADESH
2	ARUNACHAL PRADESH
3	ASSAM	27554.00	151444.00	178998.00	77.82	28000.00	6067.00	34067.00	10.68	6100.00	78952.00	85052.00	14.23
4	BIHAR
5	CHHATTISGARH
6	GOA
7	GUJARAT
8	HARYANA
9	HIMACHAL PRADESH	6613.00	9200.00	15813.00	45.29	8145.00	8755.00	16900.00	45.76	0.00	20248.00	20248.00	50.09
10	JAMMU & KASHMIR
11	JHARKHAND
12	KARNATAKA
13	KERALA
14	MADHYA PRADESH
15	MAHARASHTRA
16	MANIPUR	5.00	143.00	148.00	6.35	10.00	179.00	189.00	5.42	10.00	193.00	203.00	5.17
17	MEGHALAYA	200.00	0.00	200.00	56.34	500.00	0.00	500.00	61.88	500.00	0.00	500.00	61.88
18	MIZORAM
19	NAGALAND
20	ORISSA
21	PUNJAB	0.00	48204.00	48204.00	58.53	0.00	53859.00	53859.00	55.88	0.00	59884.00	59884.00	67.77
22	RAJASTHAN	0.00	2779.00	2779.00	0.58	0.00	3519.00	3519.00	0.67	0.00	4009.00	4009.00	0.60
23	SIKKIM
24	TAMIL NADU	1430.00	27826.00	29256.00	17.54	550.00	41687.00	42237.00	20.37	510.00	52353.00	52863.00	23.86
25	TRIPURA
26	UTTARAKHAND
27	UTTAR PRADESH	0.00	1156.00	1156.00	0.20	0.00	2114.00	2114.00	0.35	0.00	1820.00	1820.00	0.25
28	WEST BENGAL
TOTAL STATES		35802.00	240752.00	276554.00	8.48	37205.00	116180.00	153385.00	3.87	7120.00	217459.00	224579.00	4.81
29	A. & N. ISLANDS
30	CHANDIGARH
31	DADRA & NAGAR HAVELI
32	DAMAN & DIU
33	DELHI
34	LAKSHADWEEP
35	PUDUCHERRY
TOTAL U.T.		0.00	0.00	0.00	0.00	0.00	0.00	0.00	0.00	0.00	0.00	0.00	0.00
TOTAL (STATE & UTs)		35802.00	240752.00	276554.00	8.44	37205.00	116180.00	153385.00	3.85	7120.00	217459.00	224579.00	4.79

STATEMENT NO. (22): PLAN & NON-PLAN BUDGETED EXPENDITURE ON LANGUAGE DEVELOPMENT (Sub-head wise)

ACCOUNT: REVENUE ACCOUNT
PROGRAM: PROMOTION OF MODERN INDIAN LANGUAGES & LITERATURE

(RUPEES IN THOUSANDS)

NO.	STATE/UNION TERRITORY	2006-07(ACTUALS)				2007-08(R.E.)				2008-09(B.E.)			
		PLAN	NON-PLAN	TOTAL	% AGE TO TOTAL EXP. ON LNG. DVL.	PLAN	NON-PLAN	TOTAL	% AGE TO TOTAL EXP. ON LNG. DVL.	PLAN	NON-PLAN	TOTAL	% AGE TO TOTAL EXP. ON LNG. DVL.
1	ANDHRA PRADESH	0.00	23805.00	23805.00	13.00	5500.00	31644.00	37144.00	18.74	5500.00	31644.00	37144.00	17.62
2	ARUNACHAL PRADESH
3	ASSAM
4	BIHAR	800.00	0.00	800.00	0.14	0.00	0.00	0.00	0.00	0.00	0.00	0.00	0.00
5	CHHATTISGARH	2513.00	2552.00	5065.00	64.11	7500.00	5708.00	13208.00	85.72	12600.00	5597.00	18197.00	89.21
6	GOA
7	GUJARAT	9131.00	6497.00	15628.00	38.28	8842.00	6960.00	15802.00	36.94	8655.00	6635.00	15290.00	36.26
8	HARYANA	17000.00	0.00	17000.00	100.00	20310.00	0.00	20310.00	100.00	20300.00	0.00	20300.00	100.00
9	HIMACHAL PRADESH	42.00	3200.00	3242.00	9.29	42.00	3153.00	3195.00	8.65	62.00	4058.00	4120.00	10.19
10	JAMMU & KASHMIR
11	JHARKHAND
12	KARNATAKA	2499.00	1869.00	4368.00	4.41	32500.00	3209.00	35709.00	22.30	7500.00	4147.00	11647.00	6.60
13	KERALA	17250.00	26770.00	44020.00	22.24	15000.00	29597.00	44597.00	18.58	19500.00	32647.00	52147.00	20.97
14	MADHYA PRADESH	0.00	468.00	468.00	1.56	0.00	715.00	715.00	1.84	0.00	715.00	715.00	1.63
15	MAHARASHTRA	0.00	18.00	18.00	4.31	0.00	18.00	18.00	1.31	0.00	18.00	18.00	3.66
16	MANIPUR	1139.00	621.00	1760.00	75.50	1180.00	1213.00	2393.00	68.67	1330.00	1379.00	2709.00	69.05
17	MEGHALAYA	50.00	5.00	55.00	15.49	200.00	8.00	208.00	25.74	200.00	8.00	208.00	25.74
18	MIZORAM	12839.00	111691.00	124530.00	100.00	58885.00	141755.00	200640.00	100.00	87250.00	140610.00	227860.00	100.00
19	NAGALAND	0.00	83453.00	83453.00	100.00	0.00	98335.00	98335.00	100.00	0.00	103128.00	103128.00	100.00
20	ORISSA	14247.00	17646.00	31893.00	27.58	26292.00	22893.00	49185.00	31.44	9949.00	33236.00	43185.00	24.58
21	PUNJAB	29232.00	0.00	29232.00	35.50	38000.00	0.00	38000.00	39.43	25000.00	0.00	25000.00	28.29
22	RAJASTHAN	7273.00	4676.00	11949.00	2.48	6500.00	6520.00	13020.00	2.47	8700.00	6810.00	15510.00	2.31
23	SIKKIM	300.00	0.00	300.00	50.85	300.00	0.00	300.00	50.00	1900.00	0.00	1900.00	86.36
24	TAMIL NADU	0.00	25990.00	25990.00	15.58	2.00	29769.00	29771.00	14.36	2.00	30040.00	30042.00	13.56
25	TRIPURA	4603.00	1358.00	5961.00	36.62	4572.00	445.00	5017.00	31.89	4700.00	515.00	5215.00	27.81
26	UTTARAKHAND	0.00	0.00	0.00	0.00	0.00	300.00	300.00	0.87	0.00	300.00	300.00	0.85
27	UTTAR PRADESH	200.00	16795.00	16995.00	2.99	1283.00	25921.00	27204.00	4.49	3707.00	24994.00	28701.00	3.98
28	WEST BENGAL	9101.00	0.00	9101.00	8.16	15480.00	0.00	15480.00	8.64	13080.00	10.00	13090.00	4.97
	TOTAL STATES	128219.00	327414.00	455633.00	13.97	242388.00	408163.00	650551.00	16.41	229935.00	426491.00	656426.00	14.07
29	A. & N. ISLANDS	3362.00	0.00	3362.00	100.00	3517.00	30.00	3547.00	100.00	3600.00	30.00	3630.00	100.00
30	CHANDIGARH
31	DADRA & NAGAR HAVELI
32	DAMAN & DIU
33	DELHI
34	LAKSHADWEEP
35	PUDUCHERRY
	TOTAL U.T.	3362.00	0.00	3362.00	24.87	3517.00	30.00	3547.00	20.66	3600.00	30.00	3630.00	20.87
	TOTAL (STATE & UTs)	131581.00	327414.00	458995.00	14.01	245905.00	408193.00	654098.00	16.43	233535.00	426521.00	660056.00	14.09

STATEMENT NO. (22): PLAN & NON-PLAN BUDGETED EXPENDITURE ON LANGUAGE DEVELOPMENT (Sub-head wise)

ACCOUNT: REVENUE ACCOUNT
PROGRAM: SANSKRIT EDUCATION

(RUPEES IN THOUSANDS)

NO.	STATE/UNION TERRITORY	2006-07(ACTUALS)				2007-08(R.E.)				2008-09(B.E.)			
		PLAN	NON-PLAN	TOTAL	% AGE TO TOTAL EXP. ON LNG. DVL.	PLAN	NON-PLAN	TOTAL	% AGE TO TOTAL EXP. ON LNG. DVL.	PLAN	NON-PLAN	TOTAL	% AGE TO TOTAL EXP. ON LNG. DVL.
1	ANDHRA PRADESH	0.00	159264.00	159264.00	86.94	0.00	160882.00	160882.00	81.18	0.00	173623.00	173623.00	82.38
2	ARUNACHAL PRADESH
3	ASSAM	2378.00	48632.00	51010.00	22.18	2000.00	66820.00	68820.00	21.57	5500.00	66862.00	72362.00	12.11
4	BIHAR	0.00	198540.00	198540.00	34.21	0.00	201616.00	201616.00	34.14	0.00	205125.00	205125.00	34.51
5	CHHATTISGARH	0.00	2836.00	2836.00	35.89	0.00	2200.00	2200.00	14.28	0.00	2200.00	2200.00	10.79
6	GOA
7	GUJARAT	630.00	24567.00	25197.00	61.72	3920.00	23055.00	26975.00	63.06	3098.00	23780.00	26878.00	63.74
8	HARYANA
9	HIMACHAL PRADESH	0.00	14702.00	14702.00	42.11	4302.00	11379.00	15681.00	42.46	2.00	14899.00	14901.00	36.86
10	JAMMU & KASHMIR
11	JHARKHAND	0.00	8494.00	8494.00	20.75	0.00	17844.00	17844.00	10.85	0.00	15136.00	15136.00	12.10
12	KARNATAKA	10130.00	84620.00	94750.00	95.59	23500.00	100923.00	124423.00	77.70	40000.00	124741.00	164741.00	93.40
13	KERALA	2676.00	0.00	2676.00	1.35	1600.00	0.00	1600.00	0.67	2000.00	0.00	2000.00	0.80
14	MADHYA PRADESH	0.00	29433.00	29433.00	98.15	0.00	37655.00	37655.00	97.07	0.00	42747.00	42747.00	97.30
15	MAHARASHTRA	0.00	400.00	400.00	95.69	0.00	1353.00	1353.00	98.69	0.00	474.00	474.00	96.34
16	MANIPUR	10.00	313.00	323.00	13.86	20.00	823.00	843.00	24.19	20.00	886.00	906.00	23.09
17	MEGHALAYA	100.00	0.00	100.00	28.17	100.00	0.00	100.00	12.38	100.00	0.00	100.00	12.38
18	MIZORAM
19	NAGALAND
20	ORISSA	26056.00	57583.00	83639.00	72.34	27504.00	79660.00	107164.00	68.50	2400.00	129996.00	132396.00	75.36
21	PUNJAB
22	RAJASTHAN	11481.00	439194.00	450675.00	93.51	5105.00	483338.00	488443.00	92.75	44162.00	569441.00	613603.00	91.37
23	SIKKIM	290.00	0.00	290.00	49.15	300.00	0.00	300.00	50.00	300.00	0.00	300.00	13.64
24	TAMIL NADU	0.00	13762.00	13762.00	8.25	0.00	16529.00	16529.00	7.97	0.00	20609.00	20609.00	9.30
25	TRIPURA	1222.00	210.00	1432.00	8.80	1270.00	143.00	1413.00	8.98	1272.00	165.00	1437.00	7.66
26	UTTARAKHAND	0.00	32857.00	32857.00	100.00	0.00	34236.00	34236.00	99.13	0.00	34856.00	34856.00	99.15
27	UTTAR PRADESH	0.00	549701.00	549701.00	96.68	1.00	576534.00	576535.00	95.08	1.00	635799.00	635800.00	88.07
28	WEST BENGAL	500.00	29700.00	30200.00	27.08	500.00	33997.00	34497.00	19.25	0.00	36966.00	36966.00	14.04
	TOTAL STATES	55473.00	1694808.00	1750281.00	53.66	70122.00	1848987.00	1919109.00	48.40	98855.00	2098305.00	2197160.00	47.08
29	A. & N. ISLANDS
30	CHANDIGARH
31	DADRA & NAGAR HAVELI
32	DAMAN & DIU
33	DELHI
34	LAKSHADWEEP
35	PUDUCHERRY
	TOTAL U.T.	0.00	0.00	0.00	0.00	0.00	0.00	0.00	0.00	0.00	0.00	0.00	0.00
	TOTAL (STATE & UTs)	55473.00	1694808.00	1750281.00	53.44	70122.00	1848987.00	1919109.00	48.20	98855.00	2098305.00	2197160.00	46.91

STATEMENT NO. (22): PLAN & NON-PLAN BUDGETED EXPENDITURE ON LANGUAGE DEVELOPMENT (Sub-head wise)

ACCOUNT: REVENUE ACCOUNT
PROGRAM: OTHER LANGUAGE EDUCATION

(RUPEES IN THOUSANDS)

NO.	STATE/UNION TERRITORY	2006-07(ACTUALS)				2007-08(R.E.)				2008-09(B.E.)			
		PLAN	NON-PLAN	TOTAL	% AGE TO TOTAL EXP. ON LNG. DVL.	PLAN	NON-PLAN	TOTAL	% AGE TO TOTAL EXP. ON LNG. DVL.	PLAN	NON-PLAN	TOTAL	% AGE TO TOTAL EXP. ON LNG. DVL.
1	ANDHRA PRADESH
2	ARUNACHAL PRADESH
3	ASSAM
4	BIHAR
5	CHHATTISGARH
6	GOA
7	GUJARAT
8	HARYANA
9	HIMACHAL PRADESH
10	JAMMU & KASHMIR
11	JHARKHAND
12	KARNATAKA
13	KERALA
14	MADHYA PRADESH
15	MAHARASHTRA
16	MANIPUR
17	MEGHALAYA
18	MIZORAM
19	NAGALAND
20	ORISSA
21	PUNJAB
22	RAJASTHAN
23	SIKKIM
24	TAMIL NADU
25	TRIPURA
26	UTTARAKHAND
27	UTTAR PRADESH
28	WEST BENGAL
TOTAL STATES		0.00	0.00	0.00	0.00	0.00	0.00	0.00	0.00	0.00	0.00	0.00	0.00
29	A. & N. ISLANDS
30	CHANDIGARH
31	DADRA & NAGAR HAVELI
32	DAMAN & DIU
33	DELHI
34	LAKSHADWEEP
35	PUDUCHERRY
TOTAL U.T.		0.00	0.00	0.00	0.00	0.00	0.00	0.00	0.00	0.00	0.00	0.00	0.00
TOTAL (STATE & UTs)		0.00	0.00	0.00	0.00	0.00	0.00

STATEMENT NO. (22): PLAN & NON-PLAN BUDGETED EXPENDITURE ON LANGUAGE DEVELOPMENT (Sub-head wise)

ACCOUNT: REVENUE ACCOUNT
PROGRAM: OTHER EXPENDITURE

(RUPEES IN THOUSANDS)

NO.	STATE/UNION TERRITORY	2006-07(ACTUALS)				2007-08(R.E.)				2008-09(B.E.)			
		PLAN	NON-PLAN	TOTAL	% AGE TO TOTAL EXP. ON LNG. DVL.	PLAN	NON-PLAN	TOTAL	% AGE TO TOTAL EXP. ON LNG. DVL.	PLAN	NON-PLAN	TOTAL	% AGE TO TOTAL EXP. ON LNG. DVL.
1	ANDHRA PRADESH	112.00	0.00	112.00	0.06	165.00	0.00	165.00	0.08	0.00	0.00	0.00	0.00
2	ARUNACHAL PRADESH
3	ASSAM	0.00	0.00	0.00	0.00	0.00	216146.00	216146.00	67.75	14400.00	425818.00	440218.00	73.66
4	BIHAR	0.00	380994.00	380994.00	65.65	0.00	388970.00	388970.00	65.86	0.00	389317.00	389317.00	65.49
5	CHHATTISGARH
6	GOA	11943.00	0.00	11943.00	100.00	10001.00	200.00	10201.00	100.00	11501.00	200.00	11701.00	100.00
7	GUJARAT
8	HARYANA
9	HIMACHAL PRADESH	0.00	1157.00	1157.00	3.31	0.00	1157.00	1157.00	3.13	0.00	1157.00	1157.00	2.86
10	JAMMU & KASHMIR
11	JHARKHAND	0.00	32437.00	32437.00	79.25	0.00	146562.00	146562.00	89.15	0.00	110000.00	110000.00	87.90
12	KARNATAKA
13	KERALA	1500.00	149775.00	151275.00	76.41	1500.00	192365.00	193865.00	80.76	2000.00	192525.00	194525.00	78.23
14	MADHYA PRADESH	0.00	86.00	86.00	0.29	0.00	420.00	420.00	1.08	0.00	470.00	470.00	1.07
15	MAHARASHTRA
16	MANIPUR	100.00	0.00	100.00	4.29	60.00	0.00	60.00	1.72	105.00	0.00	105.00	2.68
17	MEGHALAYA
18	MIZORAM
19	NAGALAND
20	ORISSA	0.00	95.00	95.00	0.08	0.00	95.00	95.00	0.06	0.00	95.00	95.00	0.05
21	PUNJAB	0.00	4917.00	4917.00	5.97	0.00	4521.00	4521.00	4.69	0.00	3477.00	3477.00	3.93
22	RAJASTHAN	1054.00	15483.00	16537.00	3.43	2321.00	19344.00	21665.00	4.11	18916.00	19548.00	38464.00	5.73
23	SIKKIM
24	TAMIL NADU	17881.00	79915.00	97796.00	58.63	26010.00	92842.00	118852.00	57.31	20647.00	97428.00	118075.00	53.29
25	TRIPURA	0.00	8885.00	8885.00	54.58	0.00	9300.00	9300.00	59.12	200.00	11900.00	12100.00	64.53
26	UTTARAKHAND
27	UTTAR PRADESH	0.00	700.00	700.00	0.12	0.00	500.00	500.00	0.08	54864.00	700.00	55564.00	7.70
28	WEST BENGAL	12484.00	59719.00	72203.00	64.75	55685.00	73517.00	129202.00	72.11	88540.00	124700.00	213240.00	80.99
TOTAL STATES		45074.00	734163.00	779237.00	23.89	95742.00	1145939.00	1241681.00	31.32	211173.00	1377335.00	1588508.00	34.04
29	A. & N. ISLANDS
30	CHANDIGARH	1600.00	5085.00	6685.00	100.00	3100.00	5910.00	9010.00	100.00	4200.00	5710.00	9910.00	100.00
31	DADRA & NAGAR HAVELI
32	DAMAN & DIU
33	DELHI
34	LAKSHADWEEP
35	PUDUCHERRY	3471.00	0.00	3471.00	100.00	4608.00	0.00	4608.00	100.00	3856.00	0.00	3856.00	100.00
TOTAL U.T.		5071.00	5085.00	10156.00	75.13	7708.00	5910.00	13618.00	79.34	8056.00	5710.00	13766.00	79.13
TOTAL (STATE & UTs)		50145.00	739248.00	789393.00	24.10	103450.00	1151849.00	1255299.00	31.53	219229.00	1383045.00	1602274.00	34.21

..NICNET..

STATEMENT NO. (23): BUDGETED EXPENDITURE ON EDUCATION OF THE EDUCATION DEPARTMENTS ACCORDING TO HEADS OF CHARGES (REVENUE ACCOUNT) FOR 2006 - 2007(ACTUAL)

(RUPEES IN THOUSANDS)

STATE/ UNION TERRITORY	ELEMENTARY EDUCATION		SECONDARY EDUCATION		ADULT EDUCATION		UNIV. & HIGHER EDU.		TECHNICAL EDUCATION		PHYSICAL EDUCATION		GENERAL EDUCATION		LANGUAGE DEVELOPMENT		T O T A L
	TOTAL	% AGE	TOTAL	% AGE	TOTAL	% AGE	TOTAL	% AGE	TOTAL	% AGE	TOTAL	% AGE	TOTAL	% AGE	TOTAL	% AGE	
ANDHRA PRADESH	26544574.00	45.81	18046396.00	31.15	122165.00	0.21	10578471.00	18.26	2022823.00	3.49	13354.00	0.02	428513.00	0.74	183181.00	0.32	57939477.00
ARUNACHAL PRADESH	1535060.00	67.41	468674.00	20.58	23173.00	1.02	218185.00	9.58	0.00	...	7234.00	0.32	25020.00	1.10	0.00	...	2277346.00
ASSAM	14508924.00	57.03	7254756.00	28.52	97635.00	0.38	2664065.00	10.47	254511.00	1.00	57180.00	0.22	374271.00	1.47	230008.00	0.90	25441350.00
BIHAR	29079308.00	59.82	10204998.00	20.99	54348.00	0.11	8306799.00	17.09	234919.00	0.48	11719.00	0.02	140876.00	0.29	580334.00	1.19	48613301.00
CHHATTISGARH	8931341.00	69.17	2497613.00	19.34	1750.00	0.01	1250504.00	9.68	194455.00	1.51	2289.00	0.02	26169.00	0.20	7901.00	0.06	12912022.00
GOA	660293.00	18.61	2140088.00	60.33	6775.00	0.19	441699.00	12.45	206690.00	5.83	49507.00	1.40	30228.00	0.85	11943.00	0.34	3547223.00
GUJARAT	25867958.00	56.38	13744070.00	29.96	51190.00	0.11	3805583.00	8.29	1440977.00	3.14	12285.00	0.03	919452.00	2.00	40825.00	0.09	45882340.00
HARYANA	10411002.00	47.62	7787941.00	35.62	18898.00	0.09	2539695.00	11.62	955125.00	4.37	0.00	...	135027.00	0.62	17000.00	0.08	21864688.00
HIMACHAL PRADESH	7872208.00	60.23	4181526.00	31.99	12316.00	0.09	785329.00	6.01	128368.00	0.98	2093.00	0.02	53107.00	0.41	34914.00	0.27	13069861.00
JAMMU & KASHMIR	3622528.00	38.48	4268251.00	45.34	0.00	...	1175034.00	12.48	257960.00	2.74	59500.00	0.63	30007.00	0.32	0.00	...	9413280.00
JHARKHAND	7731471.00	67.94	1332351.00	11.71	0.00	...	2099306.00	18.45	167951.00	1.48	8114.00	0.07	0.00	...	40931.00	0.36	11380124.00
KARNATAKA	30632029.00	55.48	16521085.00	29.92	91440.00	0.17	5455335.00	9.88	1614473.00	2.92	1122.00	0.00	801256.00	1.45	99118.00	0.18	55215858.00
KERALA	16215166.00	42.42	14238661.00	37.25	21881.00	0.06	5378831.00	14.07	1876008.00	4.91	3649.00	0.01	294304.00	0.77	197971.00	0.52	38226471.00
MADHYA PRADESH	24519912.00	68.69	6989835.00	19.58	1326.00	0.00	3134547.00	8.78	834776.00	2.34	4082.00	0.01	184292.00	0.52	29987.00	0.08	35698757.00
MAHARASHTRA	53123865.00	44.86	46238168.00	39.04	115786.00	0.10	13753208.00	11.61	4606560.00	3.89	53404.00	0.05	534902.00	0.45	418.00	0.00	118426311.00
MANIPUR	1345789.00	43.28	971602.00	31.24	25630.00	0.82	631712.00	20.31	26966.00	0.87	59726.00	1.92	46075.00	1.48	2331.00	0.07	3109831.00
MEGHALAYA	1558806.00	51.13	875777.00	28.73	21869.00	0.72	446575.00	14.65	44600.00	1.46	91.00	0.00	100535.00	3.30	355.00	0.01	3048608.00
MIZORAM	1279137.00	52.36	630779.00	25.82	19578.00	0.80	278792.00	11.41	66935.00	2.74	0.00	...	43003.00	1.76	124530.00	5.10	2442754.00
NAGALAND	1914751.00	63.88	710984.00	23.72	5963.00	0.20	216791.00	7.23	65342.00	2.18	0.00	...	0.00	...	83453.00	2.78	2997284.00
ORISSA	13421742.00	55.18	6126206.00	25.19	14987.00	0.06	4267383.00	17.55	270676.00	1.11	29265.00	0.12	76337.00	0.31	115627.00	0.48	24322223.00
PUNJAB	5193639.00	22.82	15040047.00	66.07	0.00	...	1951395.00	8.57	376120.00	1.65	10382.00	0.05	109714.00	0.48	82353.00	0.36	22763650.00
RAJASTHAN	28612454.00	58.92	15881816.00	32.71	126119.00	0.26	2929360.00	6.03	415553.00	0.86	21749.00	0.04	90895.00	0.19	481940.00	0.99	48559886.00
SIKKIM	920938.00	47.93	866395.00	45.09	0.00	...	53151.00	2.77	28174.00	1.47	0.00	...	52314.00	2.72	590.00	0.03	1921562.00
TAMIL NADU	26146327.00	44.00	21971618.00	36.97	7637.00	0.01	5880468.00	9.89	1731273.00	2.91	15431.00	0.03	3510145.00	5.91	166804.00	0.28	59429703.00
TRIPURA	2086719.00	43.08	1995080.00	41.18	211619.00	4.37	231420.00	4.78	25635.00	0.53	138931.00	2.87	138644.00	2.86	16278.00	0.34	4844326.00
UTTARAKHAND	6211416.00	45.46	5474016.00	40.06	0.00	...	1211850.00	8.87	564136.00	4.13	58471.00	0.43	110816.00	0.81	32857.00	0.24	13663562.00
UTTAR PRADESH	53884012.00	56.49	31728736.00	33.26	0.00	...	7732587.00	8.11	1357940.00	1.42	468.00	0.00	120368.00	0.13	568552.00	0.60	95392663.00
WEST BENGAL	21915469.00	37.21	27493703.00	46.68	52499.00	0.09	6749853.00	11.46	1874398.00	3.18	39827.00	0.07	655280.00	1.11	111504.00	0.19	58892533.00
TOTAL STATES	425746838.00	50.61	285681172.00	33.96	1104584.00	0.13	94167928.00	11.19	21643344.00	2.57	659873.00	0.08	9031550.00	1.07	3261705.00	0.39	841296994.00
A. & N. ISLANDS	595538.00	49.66	413526.00	34.48	3241.00	0.27	74729.00	6.23	63275.00	5.28	2521.00	0.21	43061.00	3.59	3362.00	0.28	1199253.00
CHANDIGARH	491145.00	26.38	378806.00	20.34	3157.00	0.17	692744.00	37.21	227063.00	12.20	47222.00	2.54	15113.00	0.81	6685.00	0.36	1861935.00
DADRA & NAGAR HAVELI	152896.00	68.13	45604.00	20.32	312.00	0.14	0.00	...	12799.00	5.70	0.00	...	12814.00	5.71	0.00	...	224425.00
DAMAN & DIU	83770.00	42.28	74858.00	37.78	510.00	0.26	12548.00	6.33	20718.00	10.46	0.00	...	5715.00	2.88	0.00	...	198119.00
DELHI	5416354.00	30.89	10121476.00	57.73	365952.00	2.09	466267.00	2.66	761732.00	4.34	3341.00	0.02	398062.00	2.27	0.00	...	1753184.00
LAKSHADWEEP	6077.00	2.21	133415.00	48.59	0.00	...	10241.00	3.73	0.00	...	0.00	...	124812.00	45.46	0.00	...	274545.00
PUDUCHERRY	786703.00	37.81	692048.00	33.26	3774.00	0.18	430468.00	20.69	116840.00	5.62	6365.00	0.31	40857.00	1.96	3471.00	0.17	2080526.00
TOTAL U.T.s	7532483.00	32.23	11859733.00	50.74	376946.00	1.61	1686997.00	7.22	1202427.00	5.14	59449.00	0.25	640434.00	2.74	13518.00	0.06	23371987.00
TOTAL (STATES & UTs)	433279321.00	50.11	297540905.00	34.41	1481530.00	0.17	95854925.00	11.09	22845771.00	2.64	719322.00	0.08	9671984.00	1.12	3275223.00	0.38	864668981.00
TOTAL CENTRE	167349100.00	70.10	19210639.00	8.05	2099900.00	0.88	29555944.00	12.38	17571806.00	7.36	0.00	...	906092.00	0.38	2041217.00	0.86	238734698.00
GRAND TOTAL	600628421.00	54.43	316751544.00	28.71	3581430.00	0.32	125410869.00	11.37	40417577.00	3.66	719322.00	0.07	10578076.00	0.96	5316440.00	0.48	1103403679.00

..NICNET..

STATEMENT NO. (23 A) : BUDGETED EXPENDITURE ON EDUCATION ACCORDING TO HEADS OF CHARHES
(CAPITAL ACCOUNT) FOR 2006-2007(ACTUALS)

(RUPEES IN THOUSANDS)

STATE/ UNION TERRITORY	ELEMENTARY EDUCATION	SECONDARY EDUCATION	ADULT EDUCATION	UNIV. & HIGHER EDUCATION	TECHNICAL EDUCATION	PHYSICAL EDUCATION	GENERAL EDUCATION	LANGUAGE DEVELOPMENT	T O T A L
1 ANDHRA PRADESH	0.00	667572.00	0.00	0.00	0.00	0.00	0.00	0.00	667572.00
2 ARUNACHAL PRADESH	0.00	0.00	0.00	0.00	0.00	0.00	0.00	0.00	0.00
3 ASSAM	0.00	442.00	0.00	925.00	2540.00	0.00	0.00	0.00	3907.00
4 BIHAR	10000.00	608283.00	0.00	16192.00	238862.00	0.00	4434.00	0.00	877771.00
5 CHHATTISGARH	52068.00	558466.00	0.00	293352.00	254398.00	0.00	0.00	0.00	1158284.00
6 GOA	30645.00	27440.00	0.00	17333.00	20634.00	0.00	0.00	0.00	96052.00
7 GUJARAT	1429985.00	0.00	0.00	0.00	40012.00	0.00	235152.00	0.00	1705149.00
8 HARYANA	0.00	14832.00	0.00	156663.00	204570.00	0.00	0.00	0.00	376065.00
9 HIMACHAL PRADESH	10000.00	143140.00	0.00	442993.00	133327.00	0.00	67715.00	0.00	797175.00
10 JAMMU & KASHMIR	0.00	0.00	0.00	0.00	0.00	0.00	0.00	0.00	0.00
11 JHARKHAND	0.00	0.00	0.00	0.00	0.00	0.00	0.00	0.00	0.00
12 KARNATAKA	0.00	51302.00	0.00	198541.00	13926.00	0.00	247850.00	0.00	511619.00
13 KERALA	0.00	0.00	0.00	78562.00	162299.00	0.00	1345.00	0.00	242206.00
14 MADHYA PRADESH	38250.00	350032.00	0.00	140070.00	94046.00	0.00	43800.00	0.00	666198.00
15 MAHARASHTRA	0.00	0.00	0.00	27333.00	237204.00	0.00	0.00	0.00	264537.00
16 MANIPUR	256764.00	0.00	0.00	18769.00	6196.00	0.00	0.00	0.00	281729.00
17 MEGHALAYA	5000.00	1500.00	0.00	11500.00	1000.00	0.00	0.00	0.00	19000.00
18 MIZORAM	0.00	30509.00	0.00	76410.00	0.00	0.00	79018.00	7225.00	193162.00
19 NAGALAND	0.00	46765.00	0.00	51510.00	21716.00	0.00	38382.00	0.00	158373.00
20 ORISSA	0.00	21665.00	0.00	0.00	0.00	0.00	18851.00	0.00	40516.00
21 PUNJAB	0.00	0.00	0.00	50000.00	0.00	0.00	0.00	0.00	50000.00
22 RAJASTHAN	0.00	212125.00	0.00	35514.00	0.00	0.00	1201.00	6572.00	255412.00
23 SIKKIM	86992.00	17783.00	0.00	31759.00	80245.00	0.00	0.00	0.00	216779.00
24 TAMIL NADU	2277.00	1114405.00	0.00	0.00	0.00	0.00	130392.00	0.00	1247074.00
25 TRIPURA	62745.00	55731.00	0.00	16536.00	16068.00	0.00	42.00	0.00	151122.00
26 UTTARAKHAND	648755.00	0.00	0.00	219791.00	166000.00	0.00	2500.00	0.00	1037046.00
27 UTTAR PRADESH	37215.00	169467.00	0.00	305000.00	75387.00	0.00	0.00	0.00	587069.00
28 WEST BENGAL	0.00	0.00	0.00	894.00	0.00	0.00	22062.00	0.00	22956.00
TOTAL STATES	2670696.00	4091459.00	0.00	2189647.00	1768430.00	0.00	892744.00	13797.00	11626773.00
29 A. & N. ISLANDS	0.00	0.00	0.00	0.00	33046.00	0.00	0.00	0.00	33046.00
30 CHANDIGARH	4612.00	19084.00	0.00	17997.00	31698.00	0.00	473.00	0.00	73864.00
31 DADRA & NAGAR HAVELI	0.00	0.00	0.00	0.00	0.00	0.00	0.00	0.00	0.00
32 DAMAN & DIU	0.00	0.00	0.00	0.00	0.00	0.00	0.00	0.00	0.00
33 DELHI	88759.00	426327.00	0.00	466787.00	272677.00	0.00	162242.00	0.00	1416792.00
34 LAKSHADWEEP	0.00	0.00	0.00	0.00	0.00	0.00	0.00	0.00	0.00
35 PUDUCHERRY	26369.00	70600.00	0.00	39100.00	0.00	0.00	12818.00	0.00	148887.00
TOTAL U.T.s	119740.00	516011.00	0.00	523884.00	337421.00	0.00	175533.00	0.00	1672589.00
TOTAL (STATES & UT)	2790436.00	4607470.00	0.00	2713531.00	2105851.00	0.00	1068277.00	13797.00	13299362.00

..NICNET..

STATEMENT NO. (23 B) : BUDGETED EXPENDITURE ON EDUCATION ACCORDING TO HEADS OF CHARHES
(LOAN AND ADVANCES ACCOUNT) FOR 2006-2007(ACTUALS)

(RUPEES IN THOUSANDS)

STATE/ UNION TERRITORY	ELEMENTARY EDUCATION	SECONDARY EDUCATION	ADULT EDUCATION	UNIV. & HIGHER EDUCATION	TECHNICAL EDUCATION	PHYSICAL EDUCATION	GENERAL EDUCATION	LANGUAGE DEVELOPMENT	T O T A L
1 ANDHRA PRADESH	0.00	0.00	0.00	0.00	0.00	0.00	0.00	0.00	0.00
2 ARUNACHAL PRADESH	0.00	0.00	0.00	0.00	0.00	0.00	0.00	0.00	0.00
3 ASSAM	0.00	0.00	0.00	0.00	0.00	0.00	0.00	0.00	0.00
4 BIHAR	0.00	0.00	0.00	0.00	0.00	0.00	0.00	0.00	0.00
5 CHHATTISGARH	0.00	0.00	0.00	0.00	0.00	0.00	0.00	0.00	0.00
6 GOA	0.00	0.00	0.00	44982.00	0.00	0.00	0.00	0.00	44982.00
7 GUJARAT	0.00	0.00	0.00	0.00	0.00	0.00	0.00	0.00	0.00
8 HARYANA	0.00	0.00	0.00	0.00	0.00	0.00	0.00	0.00	0.00
9 HIMACHAL PRADESH	0.00	0.00	0.00	0.00	0.00	0.00	0.00	0.00	0.00
10 JAMMU & KASHMIR	0.00	0.00	0.00	0.00	0.00	0.00	0.00	0.00	0.00
11 JHARKHAND	0.00	0.00	0.00	0.00	0.00	0.00	0.00	0.00	0.00
12 KARNATAKA	0.00	0.00	0.00	0.00	0.00	0.00	0.00	0.00	0.00
13 KERALA	0.00	0.00	0.00	0.00	0.00	0.00	0.00	0.00	0.00
14 MADHYA PRADESH	0.00	0.00	0.00	0.00	5950.00	0.00	0.00	0.00	5950.00
15 MAHARASHTRA	0.00	0.00	0.00	0.00	0.00	0.00	0.00	0.00	0.00
16 MANIPUR	0.00	0.00	0.00	0.00	0.00	0.00	0.00	0.00	0.00
17 MEGHALAYA	0.00	0.00	0.00	0.00	0.00	0.00	0.00	0.00	0.00
18 MIZORAM	0.00	0.00	0.00	0.00	0.00	0.00	0.00	0.00	0.00
19 NAGALAND	0.00	0.00	0.00	0.00	0.00	0.00	0.00	0.00	0.00
20 ORISSA	0.00	0.00	0.00	0.00	0.00	0.00	0.00	0.00	0.00
21 PUNJAB	0.00	0.00	0.00	0.00	0.00	0.00	0.00	0.00	0.00
22 RAJASTHAN	0.00	0.00	0.00	0.00	0.00	0.00	0.00	0.00	0.00
23 SIKKIM	0.00	0.00	0.00	0.00	0.00	0.00	0.00	0.00	0.00
24 TAMIL NADU	0.00	0.00	0.00	0.00	0.00	0.00	0.00	0.00	0.00
25 TRIPURA	0.00	0.00	0.00	0.00	0.00	0.00	0.00	0.00	0.00
26 UTTARAKHAND	0.00	0.00	0.00	0.00	0.00	0.00	0.00	0.00	0.00
27 UTTAR PRADESH	80000.00	0.00	0.00	0.00	0.00	0.00	0.00	0.00	80000.00
28 WEST BENGAL	0.00	0.00	0.00	0.00	0.00	0.00	0.00	0.00	0.00
TOTAL STATES	80000.00	0.00	0.00	44982.00	5950.00	0.00	0.00	0.00	130932.00
29 A. & N. ISLANDS	0.00	0.00	0.00	0.00	0.00	0.00	0.00	0.00	0.00
30 CHANDIGARH	0.00	0.00	0.00	0.00	0.00	0.00	0.00	0.00	0.00
31 DADRA & NAGAR HAVELI	0.00	0.00	0.00	0.00	0.00	0.00	0.00	0.00	0.00
32 DAMAN & DIU	0.00	0.00	0.00	0.00	0.00	0.00	0.00	0.00	0.00
33 DELHI	0.00	0.00	0.00	0.00	0.00	0.00	0.00	0.00	0.00
34 LAKSHADWEEP	0.00	0.00	0.00	0.00	0.00	0.00	0.00	0.00	0.00
35 PUDUCHERRY	0.00	0.00	0.00	0.00	0.00	0.00	0.00	0.00	0.00
TOTAL U.T.s	0.00	0.00	0.00	0.00	0.00	0.00	0.00	0.00	0.00
TOTAL (STATES & UT)	80000.00	0.00	0.00	44982.00	5950.00	0.00	0.00	0.00	130932.00

..NICNET..

STATEMENT NO. (24): BUDGETED EXPENDITURE ON EDUCATION OF THE EDUCATION DEPARTMENTS ACCORDING TO HEADS OF CHARGES (REVENUE ACCOUNT) FOR 2007 - 2008 (REVISED ESTIMATES)

(RUPEES IN THOUSANDS)

STATE/ UNION TERRITORY	ELEMENTARY EDUCATION		SECONDARY EDUCATION		ADULT EDUCATION		UNIV. & HIGHER EDU.		TECHNICAL EDUCATION		PHYSICAL EDUCATION		GENERAL EDUCATION		LANGUAGE DEVELOPMENT		T O T A L
	TOTAL	% AGE	TOTAL	% AGE	TOTAL	% AGE	TOTAL	% AGE	TOTAL	% AGE	TOTAL	% AGE	TOTAL	% AGE	TOTAL	% AGE	
ANDHRA PRADESH	33905247.00	46.36	22715439.00	31.06	130385.00	0.18	13315131.00	18.21	2268584.00	3.10	15728.00	0.02	586512.00	0.80	198191.00	0.27	73135217.00
ARUNACHAL PRADESH	1971081.00	68.18	662363.00	22.91	23672.00	0.82	153019.00	5.29	21000.00	0.73	31559.00	1.09	28256.00	0.98	0.00	...	2890950.00
ASSAM	21093325.00	60.06	8446504.00	24.05	129579.00	0.37	4162152.00	11.85	620158.00	1.77	76252.00	0.22	273444.00	0.78	319033.00	0.91	35120447.00
BIHAR	31589267.00	62.84	8334722.00	16.58	100201.00	0.20	8808771.00	17.52	711151.00	1.41	22468.00	0.04	112657.00	0.22	590586.00	1.17	50269823.00
CHHATTISGARH	12042577.00	65.11	4015757.00	21.71	9200.00	0.05	1751588.00	9.47	390437.00	2.11	3310.00	0.02	267889.00	1.45	15408.00	0.08	18496166.00
GOA	729356.00	20.08	1962031.00	54.01	7690.00	0.21	575325.00	15.84	260620.00	7.17	52950.00	1.46	34773.00	0.96	10201.00	0.28	3632946.00
GUJARAT	26013948.00	54.17	14788221.00	30.79	46549.00	0.10	4206476.00	8.76	2067523.00	4.31	13930.00	0.03	844504.00	1.76	42777.00	0.09	48023928.00
HARYANA	12935664.00	45.63	9647750.00	34.03	19944.00	0.07	4425541.00	15.61	1128858.00	3.98	0.00	...	172924.00	0.61	20310.00	0.07	28350991.00
HIMACHAL PRADESH	9698237.00	64.24	4157656.00	27.54	13312.00	0.09	1003130.00	6.64	127524.00	0.84	2117.00	0.01	57755.00	0.38	36933.00	0.24	15096664.00
JAMMU & KASHMIR	6152319.00	55.29	2786434.00	25.04	305000.00	2.74	1436729.00	12.91	347827.00	3.13	66000.00	0.59	33895.00	0.30	0.00	...	11128204.00
JHARKHAND	15013507.00	69.17	3064691.00	14.12	0.00	...	1995402.00	9.19	1462746.00	6.74	4674.00	0.02	0.00	...	164406.00	0.76	21705426.00
KARNATAKA	35131842.00	54.16	19915827.00	30.70	146893.00	0.23	6396745.00	9.86	1870256.00	2.88	1695.00	0.00	1249340.00	1.93	160132.00	0.25	64872730.00
KERALA	19613403.00	41.34	18651584.00	39.31	21001.00	0.04	6746327.00	14.22	1983408.00	4.18	10514.00	0.02	182660.00	0.38	240062.00	0.51	47448959.00
MADHYA PRADESH	25204075.00	64.14	8458625.00	21.53	3774.00	0.01	4011870.00	10.21	1281216.00	3.26	5312.00	0.01	289972.00	0.74	38790.00	0.10	39293634.00
MAHARASHTRA	58735531.00	43.94	55497907.00	41.52	118656.00	0.09	13771227.00	10.30	4827250.00	3.61	46338.00	0.03	673653.00	0.50	1371.00	0.00	133671933.00
MANIPUR	1507599.00	44.22	1088337.00	31.93	29980.00	0.88	630010.00	18.48	34205.00	1.00	67007.00	1.97	48338.00	1.42	3485.00	0.10	3408961.00
MEGHALAYA	1866204.00	50.36	1013251.00	27.34	22784.00	0.61	551729.00	14.89	104300.00	2.81	96.00	0.00	146724.00	3.96	808.00	0.02	3705896.00
MIZORAM	1456006.00	51.63	713126.00	25.29	22210.00	0.79	322854.00	11.45	47155.00	1.67	0.00	...	57930.00	2.05	200640.00	7.12	2819921.00
NAGALAND	2069315.00	64.18	736085.00	22.83	9992.00	0.31	236077.00	7.32	74429.00	2.31	0.00	...	0.00	...	98335.00	3.05	3224233.00
ORISSA	17715188.00	58.25	7072866.00	23.26	17019.00	0.06	4775033.00	15.70	450166.00	1.48	15371.00	0.05	210345.00	0.69	156444.00	0.51	30412432.00
PUNJAB	6252131.00	21.73	19159370.00	66.60	10.00	0.00	2678479.00	9.31	428680.00	1.49	11293.00	0.04	142347.00	0.49	96380.00	0.34	28768690.00
RAJASTHAN	32764161.00	59.94	17428269.00	31.88	132496.00	0.24	3139197.00	5.74	533358.00	0.98	41531.00	0.08	96325.00	0.18	526647.00	0.96	54661984.00
SIKKIM	1052613.00	47.63	992058.00	44.89	2000.00	0.09	65501.00	2.96	35850.00	1.62	0.00	...	61248.00	2.77	600.00	0.03	2209870.00
TAMIL NADU	31118961.00	42.99	28502463.00	39.37	9511.00	0.01	7612270.00	10.52	1864997.00	2.58	50742.00	0.07	3026897.00	4.18	207389.00	0.29	72393230.00
TRIPURA	2168835.00	41.33	2398919.00	45.71	238735.00	4.55	223526.00	4.26	34760.00	0.66	154330.00	2.94	12770.00	0.24	15730.00	0.30	5247605.00
UTTARAKHAND	7366337.00	45.79	6606247.00	41.06	0.00	...	1270434.00	7.90	599143.00	3.72	57045.00	0.35	155005.00	0.96	34536.00	0.21	16088747.00
UTTAR PRADESH	60148106.00	61.89	26689712.00	27.46	0.00	...	7844506.00	8.07	1747541.00	1.80	500.00	0.00	146530.00	0.15	606330.00	0.62	97183248.00
WEST BENGAL	25186661.00	36.74	31784342.00	46.36	86706.00	0.13	8026204.00	11.71	1675046.00	2.44	48234.00	0.07	1569663.00	2.29	179179.00	0.26	68556035.00
TOTAL STATES	500501496.00	50.98	327290556.00	33.34	1647299.00	0.17	110135253.00	11.22	26998188.00	2.75	798996.00	0.08	10482356.00	1.07	3964726.00	0.40	981818870.00
A. & N. ISLANDS	655125.00	49.78	466066.00	35.42	3875.00	0.29	85724.00	6.51	50400.00	3.83	2000.00	0.15	49263.00	3.74	3547.00	0.27	1316000.00
CHANDIGARH	578100.00	26.96	417715.00	19.48	3600.00	0.17	779600.00	36.36	260000.00	12.13	78300.00	3.65	17875.00	0.83	9010.00	0.42	2144200.00
DADRA & NAGAR HAVELI	203170.00	68.52	63300.00	21.35	330.00	0.11	0.00	...	12600.00	4.25	0.00	...	17100.00	5.77	0.00	...	296500.00
DAMAN & DIU	87600.00	42.30	76100.00	36.75	600.00	0.29	13300.00	6.42	20000.00	9.66	0.00	...	9500.00	4.59	0.00	...	207100.00
DELHI	6993984.00	32.93	11462806.00	53.97	389051.00	1.83	640563.00	3.02	1103444.00	5.20	5600.00	0.03	643345.00	3.03	0.00	...	21238793.00
LAKSHADWEEP	17700.00	5.25	126590.00	37.55	0.00	...	42800.00	12.70	0.00	...	0.00	...	150010.00	44.50	0.00	...	337100.00
PUDUCHERRY	850726.00	36.48	753031.00	32.29	3508.00	0.15	455196.00	19.52	202352.00	8.68	7053.00	0.30	55749.00	2.39	4608.00	0.20	2332223.00
TOTAL U.T.s	9386405.00	33.68	13365608.00	47.95	400964.00	1.44	2017183.00	7.24	1648796.00	5.92	92953.00	0.33	942842.00	3.38	17165.00	0.06	27871916.00
TOTAL (STATES & UTs)	509887901.00	50.50	340656164.00	33.74	2048263.00	0.20	112152436.00	11.11	28646984.00	2.84	891949.00	0.09	11425198.00	1.13	3981891.00	0.39	1009690786.00
TOTAL CENTRE	203104000.00	68.64	26276800.00	8.88	2532700.00	0.86	39580300.00	13.38	21235700.00	7.18	0.00	...	1009900.00	0.34	2147700.00	0.73	295887100.00
GRAND TOTAL	712991901.00	54.61	366932964.00	28.11	4580963.00	0.35	151732736.00	11.62	49882684.00	3.82	891949.00	0.07	12435098.00	0.95	6129591.00	0.47	1305577886.00

..NICNET..

STATEMENT NO. (24 A) : BUDGETED EXPENDITURE ON EDUCATION ACCORDING TO HEADS OF CHARHES
(CAPITAL ACCOUNT) FOR 2007-2008 (REVISED ESTIMATES)

(RUPEES IN THOUSANDS)

STATE/ UNION TERRITORY	ELEMENTARY EDUCATION	SECONDARY EDUCATION	ADULT EDUCATION	UNIV. & HIGHER EDUCATION	TECHNICAL EDUCATION	PHYSICAL EDUCATION	GENERAL EDUCATION	LANGUAGE DEVELOPMENT	T O T A L
1 ANDHRA PRADESH	457720.00	558692.00	0.00	0.00	50000.00	0.00	0.00	0.00	1066412.00
2 ARUNACHAL PRADESH	35946.00	91201.00	6000.00	77282.00	1095.00	0.00	75234.00	0.00	286758.00
3 ASSAM	0.00	1300.00	0.00	1000.00	5880.00	0.00	0.00	0.00	8180.00
4 BIHAR	0.00	406600.00	0.00	0.00	301038.00	0.00	0.00	0.00	707638.00
5 CHHATTISGARH	64200.00	1113360.00	0.00	411936.00	597831.00	0.00	0.00	0.00	2187327.00
6 GOA	21833.00	26850.00	0.00	28972.00	75584.00	0.00	60000.00	0.00	213239.00
7 GUJARAT	1317326.00	0.00	0.00	0.00	174571.00	0.00	270101.00	0.00	1761998.00
8 HARYANA	0.00	50000.00	0.00	217000.00	478200.00	0.00	0.00	0.00	745200.00
9 HIMACHAL PRADESH	10000.00	147000.00	0.00	550000.00	147420.00	0.00	35800.00	0.00	890220.00
10 JAMMU & KASHMIR	582200.00	460400.00	0.00	570000.00	667600.00	0.00	292800.00	0.00	2573000.00
11 JHARKHAND	14300.00	134400.00	0.00	0.00	394300.00	0.00	282000.00	0.00	825000.00
12 KARNATAKA	40000.00	150000.00	0.00	420300.00	410000.00	0.00	160000.00	0.00	1180300.00
13 KERALA	0.00	5000.00	0.00	44836.00	140445.00	0.00	7903.00	0.00	198184.00
14 MADHYA PRADESH	136183.00	566788.00	0.00	178051.00	185404.00	0.00	136640.00	0.00	1203066.00
15 MAHARASHTRA	0.00	0.00	0.00	33769.00	268891.00	0.00	0.00	0.00	302660.00
16 MANIPUR	28060.00	0.00	0.00	33548.00	8000.00	0.00	0.00	0.00	69608.00
17 MEGHALAYA	90.00	114700.00	0.00	31800.00	1500.00	0.00	0.00	0.00	148090.00
18 MIZORAM	0.00	25612.00	0.00	0.00	0.00	0.00	10600.00	0.00	36212.00
19 NAGALAND	0.00	40500.00	0.00	53800.00	17718.00	0.00	55887.00	0.00	167905.00
20 ORISSA	0.00	44889.00	0.00	1.00	0.00	0.00	58587.00	0.00	103477.00
21 PUNJAB	665027.00	21000.00	0.00	50000.00	0.00	0.00	0.00	0.00	736027.00
22 RAJASTHAN	194.00	307802.00	0.00	158834.00	0.00	0.00	15440.00	0.00	482270.00
23 SIKKIM	101680.00	1703.00	0.00	8495.00	54250.00	0.00	0.00	0.00	166128.00
24 TAMIL NADU	10084.00	919563.00	0.00	0.00	0.00	0.00	600000.00	0.00	1529647.00
25 TRIPURA	21437.00	427903.00	0.00	171526.00	5258.00	0.00	13158.00	0.00	639282.00
26 UTTARAKHAND	575500.00	0.00	0.00	134500.00	193500.00	0.00	10000.00	0.00	913500.00
27 UTTAR PRADESH	118056.00	201552.00	0.00	375000.00	102091.00	0.00	0.00	0.00	796699.00
28 WEST BENGAL	10000.00	0.00	0.00	0.00	0.00	0.00	100000.00	0.00	110000.00
TOTAL STATES	4209836.00	5816815.00	6000.00	3550650.00	4280576.00	0.00	2184150.00	0.00	20048027.00
29 A. & N. ISLANDS	0.00	0.00	0.00	0.00	31500.00	0.00	0.00	0.00	31500.00
30 CHANDIGARH	10000.00	40061.00	0.00	20000.00	29400.00	0.00	2039.00	0.00	101500.00
31 DADRA & NAGAR HAVELI	0.00	13000.00	0.00	0.00	4600.00	0.00	0.00	0.00	17600.00
32 DAMAN & DIU	0.00	0.00	0.00	0.00	2000.00	0.00	0.00	0.00	2000.00
33 DELHI	0.00	555000.00	0.00	890500.00	291000.00	0.00	270000.00	0.00	2006500.00
34 LAKSHADWEEP	0.00	0.00	0.00	0.00	0.00	0.00	1000.00	0.00	1000.00
35 PUDUCHERRY	14830.00	34400.00	0.00	17841.00	0.00	0.00	19700.00	0.00	86771.00
TOTAL U.T.s	24830.00	642461.00	0.00	928341.00	358500.00	0.00	292739.00	0.00	2246871.00
TOTAL (STATES & UT)	4234666.00	6459276.00	6000.00	4478991.00	4639076.00	0.00	2476889.00	0.00	22294898.00

..NICNET..

STATEMENT NO. (24 B) : BUDGETED EXPENDITURE ON EDUCATION ACCORDING TO HEADS OF CHARHES
(LOAN AND ADVANCES ACCOUNT) FOR 2007-2008(REVISED ESTIMATES)

(RUPEES IN THOUSANDS)

STATE/ UNION TERRITORY	ELEMENTARY EDUCATION	SECONDARY EDUCATION	ADULT EDUCATION	UNIV. & HIGHER EDUCATION	TECHNICAL EDUCATION	PHYSICAL EDUCATION	GENERAL EDUCATION	LANGUAGE DEVELOPMENT	T O T A L
1 ANDHRA PRADESH	0.00	0.00	0.00	0.00	0.00	0.00	0.00	0.00	0.00
2 ARUNACHAL PRADESH	0.00	0.00	0.00	0.00	0.00	0.00	0.00	0.00	0.00
3 ASSAM	0.00	0.00	0.00	500.00	0.00	0.00	0.00	0.00	500.00
4 BIHAR	0.00	0.00	0.00	0.00	0.00	0.00	0.00	0.00	0.00
5 CHHATTISGARH	0.00	0.00	0.00	0.00	0.00	0.00	0.00	0.00	0.00
6 GOA	0.00	0.00	0.00	45000.00	0.00	0.00	0.00	0.00	45000.00
7 GUJARAT	0.00	0.00	0.00	0.00	0.00	0.00	0.00	0.00	0.00
8 HARYANA	0.00	0.00	0.00	10.00	0.00	0.00	0.00	0.00	10.00
9 HIMACHAL PRADESH	0.00	0.00	0.00	0.00	0.00	0.00	0.00	0.00	0.00
10 JAMMU & KASHMIR	0.00	0.00	0.00	0.00	0.00	0.00	0.00	0.00	0.00
11 JHARKHAND	0.00	0.00	0.00	0.00	0.00	0.00	0.00	0.00	0.00
12 KARNATAKA	0.00	0.00	0.00	0.00	0.00	0.00	0.00	0.00	0.00
13 KERALA	0.00	0.00	0.00	0.00	0.00	0.00	0.00	0.00	0.00
14 MADHYA PRADESH	0.00	0.00	0.00	40000.00	0.00	0.00	0.00	0.00	40000.00
15 MAHARASHTRA	0.00	0.00	0.00	0.00	0.00	0.00	0.00	0.00	0.00
16 MANIPUR	0.00	0.00	0.00	0.00	0.00	0.00	0.00	0.00	0.00
17 MEGHALAYA	0.00	0.00	0.00	0.00	0.00	0.00	0.00	0.00	0.00
18 MIZORAM	0.00	0.00	0.00	0.00	0.00	0.00	10180.00	0.00	10180.00
19 NAGALAND	0.00	0.00	0.00	0.00	0.00	0.00	0.00	0.00	0.00
20 ORISSA	0.00	0.00	0.00	12000.00	0.00	0.00	0.00	0.00	12000.00
21 PUNJAB	0.00	0.00	0.00	0.00	0.00	0.00	0.00	0.00	0.00
22 RAJASTHAN	0.00	0.00	0.00	0.00	0.00	0.00	0.00	0.00	0.00
23 SIKKIM	0.00	0.00	0.00	0.00	0.00	0.00	0.00	0.00	0.00
24 TAMIL NADU	0.00	0.00	0.00	0.00	0.00	0.00	0.00	0.00	0.00
25 TRIPURA	0.00	0.00	0.00	0.00	0.00	0.00	0.00	0.00	0.00
26 UTTARAKHAND	0.00	0.00	0.00	0.00	0.00	0.00	0.00	0.00	0.00
27 UTTAR PRADESH	0.00	0.00	0.00	0.00	79105.00	0.00	0.00	0.00	79105.00
28 WEST BENGAL	0.00	0.00	0.00	0.00	0.00	0.00	500.00	0.00	500.00
TOTAL STATES	0.00	0.00	0.00	97510.00	79105.00	0.00	10680.00	0.00	187295.00
29 A. & N. ISLANDS	0.00	0.00	0.00	0.00	0.00	0.00	0.00	0.00	0.00
30 CHANDIGARH	0.00	0.00	0.00	0.00	0.00	0.00	0.00	0.00	0.00
31 DADRA & NAGAR HAVELI	0.00	0.00	0.00	0.00	0.00	0.00	0.00	0.00	0.00
32 DAMAN & DIU	0.00	0.00	0.00	0.00	0.00	0.00	0.00	0.00	0.00
33 DELHI	0.00	0.00	0.00	0.00	0.00	0.00	0.00	0.00	0.00
34 LAKSHADWEEP	0.00	0.00	0.00	0.00	0.00	0.00	0.00	0.00	0.00
35 PUDUCHERRY	0.00	0.00	0.00	0.00	0.00	0.00	0.00	0.00	0.00
TOTAL U.T.s	0.00	0.00	0.00	0.00	0.00	0.00	0.00	0.00	0.00
TOTAL (STATES & UT)	0.00	0.00	0.00	97510.00	79105.00	0.00	10680.00	0.00	187295.00

..NICNET..

STATEMENT NO. (25): BUDGETED EXPENDITURE ON EDUCATION OF THE EDUCATION DEPARTMENTS ACCORDING TO HEADS OF CHARGES (REVENUE ACCOUNT) FOR 2008 - 2009(BUDGET ESTIMATES)

(RUPEES IN THOUSANDS)

STATE/ UNION TERRITORY	ELEMENTARY EDUCATION		SECONDARY EDUCATION		ADULT EDUCATION		UNIV. & HIGHER EDU.		TECHNICAL EDUCATION		PHYSICAL EDUCATION		GENERAL EDUCATION		LANGUAGE DEVELOPMENT		T O T A L
	TOTAL	% AGE	TOTAL	% AGE	TOTAL	% AGE	TOTAL	% AGE	TOTAL	% AGE	TOTAL	% AGE	TOTAL	% AGE	TOTAL	% AGE	
ANDHRA PRADESH	39049397.00	44.75	30947401.00	35.47	153758.00	0.18	14057080.00	16.11	2242940.00	2.57	19626.00	0.02	575769.00	0.66	210767.00	0.24	87256738.00
ARUNACHAL PRADESH	1653354.00	65.28	611536.00	24.14	26906.00	1.06	157210.00	6.21	25033.00	0.99	32175.00	1.27	26671.00	1.05	0.00	...	2532885.00
ASSAM	20028377.00	54.99	10122588.00	27.79	161993.00	0.44	4704656.00	12.92	420818.00	1.16	87787.00	0.24	300862.00	0.83	597632.00	1.64	36424713.00
BIHAR	46488058.00	70.37	9641747.00	14.59	95117.00	0.14	8567992.00	12.97	525746.00	0.80	15890.00	0.02	133778.00	0.20	594442.00	0.90	60662770.00
CHHATTISGARH	13695499.00	64.09	4815453.00	22.53	31315.00	0.15	1796435.00	8.41	485570.00	2.27	3940.00	0.02	520460.00	2.44	20397.00	0.10	21369069.00
GOA	797308.00	20.91	2169134.00	56.88	8565.00	0.22	457783.00	12.00	274765.00	7.20	56350.00	1.48	38157.00	1.00	11701.00	0.31	3813763.00
GUJARAT	27772676.00	53.64	15717129.00	30.36	45182.00	0.09	4553107.00	8.79	2492419.00	4.81	14840.00	0.03	1135123.00	2.19	42168.00	0.08	51772644.00
HARYANA	14895631.00	47.55	10788320.00	34.44	15540.00	0.05	3865136.00	12.34	1562400.00	4.99	0.00	...	179485.00	0.57	20300.00	0.06	31326812.00
HIMACHAL PRADESH	12021946.00	63.57	5301580.00	28.03	15324.00	0.08	1318258.00	6.97	151833.00	0.80	2719.00	0.01	59519.00	0.31	40426.00	0.21	18911605.00
JAMMU & KASHMIR	6912321.00	47.24	5320597.00	36.36	360000.00	2.46	1547562.00	10.58	386764.00	2.64	67000.00	0.46	38458.00	0.26	0.00	...	14632702.00
JHARKHAND	17147211.00	66.39	4618580.00	17.88	0.00	...	2438179.00	9.44	1492803.00	5.78	5649.00	0.02	0.00	...	125136.00	0.48	25827558.00
KARNATAKA	46633525.00	55.20	26688460.00	31.59	195423.00	0.23	7225666.00	8.55	1765565.00	2.09	2853.00	0.00	1791071.00	2.12	176388.00	0.21	84478951.00
KERALA	20936377.00	38.90	22444435.00	41.70	33000.00	0.06	7695327.00	14.30	2299538.00	4.27	6919.00	0.01	162786.00	0.30	248762.00	0.46	53827054.00
MADHYA PRADESH	32773627.00	66.52	10458201.00	21.23	0.00	...	4477674.00	9.09	1259359.00	2.56	6619.00	0.01	249284.00	0.51	43932.00	0.09	49268696.00
MAHARASHTRA	60014786.00	43.22	57798315.00	41.63	128027.00	0.09	14910161.00	10.74	5162519.00	3.72	46014.00	0.03	783762.00	0.56	492.00	0.00	138844076.00
MANIPUR	1658268.00	44.40	1159409.00	31.05	33870.00	0.91	711043.00	19.04	42654.00	1.14	72518.00	1.94	52876.00	1.42	3923.00	0.11	3734561.00
MEGHALAYA	1866204.00	50.36	1013251.00	27.34	22784.00	0.61	551729.00	14.89	104300.00	2.81	96.00	0.00	146724.00	3.96	808.00	0.02	3705896.00
MIZORAM	1523040.00	50.58	775870.00	25.77	23630.00	0.78	362995.00	12.05	41515.00	1.38	0.00	...	56360.00	1.87	227860.00	7.57	3011270.00
NAGALAND	2200146.00	64.98	756560.00	22.34	10275.00	0.30	245679.00	7.26	70129.00	2.07	0.00	...	0.00	...	103128.00	3.05	3385917.00
ORISSA	20368827.00	57.34	9035680.00	25.43	15290.00	0.04	5268446.00	14.83	393255.00	1.11	100365.00	0.28	167226.00	0.47	175676.00	0.49	35524765.00
PUNJAB	6942924.00	23.51	19537627.00	66.15	11000.00	0.04	2381314.00	8.06	413577.00	1.40	12139.00	0.04	148131.00	0.50	88361.00	0.30	29535073.00
RAJASTHAN	39078532.00	60.28	20782525.00	32.06	148919.00	0.23	3490838.00	5.39	507229.00	0.78	33856.00	0.05	110380.00	0.17	671586.00	1.04	64823865.00
SIKKIM	1149353.00	46.34	1158495.00	46.71	2000.00	0.08	73769.00	2.97	25180.00	1.02	0.00	...	69274.00	2.79	2200.00	0.09	2480271.00
TAMIL NADU	39250061.00	43.59	35882673.00	39.85	16842.00	0.02	9382526.00	10.42	2203670.00	2.45	55752.00	0.06	3027097.00	3.36	221589.00	0.25	90040210.00
TRIPURA	2363657.00	40.23	2705610.00	46.05	264820.00	4.51	269730.00	4.59	45315.00	0.77	173125.00	2.95	34576.00	0.59	18752.00	0.32	5875585.00
UTTARAKHAND	8228325.00	48.01	7004828.00	40.87	0.00	...	1129427.00	6.59	493720.00	2.88	81165.00	0.47	166409.00	0.97	35156.00	0.21	17139030.00
UTTAR PRADESH	64762424.00	61.25	29001943.00	27.43	0.00	...	8822119.00	8.34	2223066.00	2.10	500.00	0.00	203514.00	0.19	721885.00	0.68	105735451.00
WEST BENGAL	27196908.00	36.37	34956830.00	46.74	166905.00	0.22	8909806.00	11.91	2023374.00	2.71	65267.00	0.09	1203011.00	1.61	263296.00	0.35	74785397.00
TOTAL STATES	577408762.00	51.27	381214777.00	33.85	1986485.00	0.18	119371647.00	10.60	29135056.00	2.59	963164.00	0.09	11380763.00	1.01	4666673.00	0.41	1126127327.00
A. & N. ISLANDS	713462.00	51.61	456932.00	33.05	5138.00	0.37	104869.00	7.59	57800.00	4.18	2650.00	0.19	38019.00	2.75	3630.00	0.26	1382500.00
CHANDIGARH	574600.00	26.93	419661.00	19.67	13500.00	0.63	760350.00	35.64	256400.00	12.02	81960.00	3.84	17079.00	0.80	9910.00	0.46	2133460.00
DADRA & NAGAR HAVELI	220300.00	69.85	67500.00	21.40	400.00	0.13	0.00	...	12600.00	3.99	0.00	...	14600.00	4.63	0.00	...	315400.00
DAMAN & DIU	93000.00	41.06	82200.00	36.29	700.00	0.31	14900.00	6.58	23300.00	10.29	0.00	...	12400.00	5.47	0.00	...	226500.00
DELHI	7069825.00	29.30	13865593.00	57.47	565010.00	2.34	636000.00	2.64	1326778.00	5.50	3555.00	0.01	658541.00	2.73	0.00	...	24125302.00
LAKSHADWEEP	34700.00	8.77	147480.00	37.27	0.00	...	54100.00	13.67	0.00	...	0.00	...	159420.00	40.29	0.00	...	395700.00
PUDUCHERRY	848231.00	36.90	785069.00	34.15	3660.00	0.16	446685.00	19.43	161622.00	7.03	7921.00	0.34	41533.00	1.81	3856.00	0.17	2298577.00
TOTAL U.T.s	9554118.00	30.94	15824435.00	51.25	588408.00	1.91	2016904.00	6.53	1838500.00	5.95	96086.00	0.31	941592.00	3.05	17396.00	0.06	30877439.00
TOTAL (STATES & UTs)	586962880.00	50.73	397039212.00	34.32	2574893.00	0.22	121388551.00	10.49	30973556.00	2.68	1059250.00	0.09	12322355.00	1.07	4684069.00	0.40	1157004766.00
TOTAL CENTRE	217982000.00	56.31	55951000.00	14.45	4534000.00	1.17	62170200.00	16.06	42797400.00	11.06	0.00	...	1138600.00	0.29	2520500.00	0.65	387093700.00
GRAND TOTAL	804944880.00	52.13	452990212.00	29.34	7108893.00	0.46	183558751.00	11.89	73770956.00	4.78	1059250.00	0.07	13460955.00	0.87	7204569.00	0.47	1544098466.00

..NICNET..

STATEMENT NO. (25 A) : BUDGETED EXPENDITURE ON EDUCATION ACCORDING TO HEADS OF CHARHES
(CAPITAL ACCOUNT) FOR 2008-2009(BUDGET ESTIMATES)

(RUPEES IN THOUSANDS)

STATE/ UNION TERRITORY	ELEMENTARY EDUCATION	SECONDARY EDUCATION	ADULT EDUCATION	UNIV. & HIGHER EDUCATION	TECHNICAL EDUCATION	PHYSICAL EDUCATION	GENERAL EDUCATION	LANGUAGE DEVELOPMENT	T O T A L
1 ANDHRA PRADESH	565950.00	1151073.00	0.00	1540.00	100000.00	0.00	512877.00	0.00	2331440.00
2 ARUNACHAL PRADESH	3700.00	5475.00	0.00	6735.00	0.00	0.00	1500.00	0.00	17410.00
3 ASSAM	0.00	1000.00	0.00	1000.00	7280.00	0.00	0.00	2500.00	11780.00
4 BIHAR	0.00	423360.00	0.00	0.00	228566.00	0.00	0.00	0.00	651926.00
5 CHHATTISGARH	294010.00	1441112.00	0.00	341220.00	594883.00	0.00	0.00	0.00	2671225.00
6 GOA	27975.00	28313.00	0.00	42482.00	136830.00	0.00	73700.00	0.00	309300.00
7 GUJARAT	1237500.00	0.00	0.00	0.00	178800.00	0.00	323850.00	0.00	1740150.00
8 HARYANA	0.00	50000.00	0.00	235000.00	380000.00	0.00	0.00	0.00	665000.00
9 HIMACHAL PRADESH	540001.00	446300.00	0.00	450000.00	234250.00	0.00	38950.00	0.00	1709501.00
10 JAMMU & KASHMIR	1197100.00	694000.00	0.00	700000.00	871300.00	0.00	266000.00	0.00	3728400.00
11 JHARKHAND	40000.00	208000.00	0.00	0.00	7000.00	0.00	480000.00	0.00	735000.00
12 KARNATAKA	160000.00	37000.00	0.00	1565880.00	1000000.00	0.00	0.00	0.00	2762880.00
13 KERALA	0.00	0.00	0.00	73500.00	183500.00	0.00	0.00	0.00	257000.00
14 MADHYA PRADESH	0.00	726781.00	0.00	209400.00	130964.00	0.00	113730.00	0.00	1180875.00
15 MAHARASHTRA	0.00	0.00	0.00	27222.00	234400.00	0.00	0.00	0.00	261622.00
16 MANIPUR	173300.00	0.00	0.00	18000.00	8900.00	0.00	0.00	0.00	200200.00
17 MEGHALAYA	90.00	114700.00	0.00	31800.00	1500.00	0.00	0.00	0.00	148090.00
18 MIZORAM	0.00	10.00	0.00	10.00	0.00	0.00	2510.00	0.00	2530.00
19 NAGALAND	0.00	33500.00	0.00	45000.00	17718.00	0.00	74775.00	0.00	170993.00
20 ORISSA	0.00	0.00	0.00	0.00	0.00	0.00	0.00	0.00	0.00
21 PUNJAB	747500.00	100000.00	0.00	60000.00	148500.00	0.00	0.00	0.00	1056000.00
22 RAJASTHAN	0.00	310683.00	0.00	5001.00	0.00	0.00	0.00	0.00	315684.00
23 SIKKIM	153326.00	0.00	0.00	10001.00	4220.00	0.00	0.00	0.00	167547.00
24 TAMIL NADU	13500.00	1203002.00	0.00	0.00	0.00	0.00	300000.00	0.00	1516502.00
25 TRIPURA	51750.00	460806.00	0.00	93101.00	53050.00	0.00	20400.00	0.00	679107.00
26 UTTARAKHAND	466550.00	0.00	0.00	129501.00	149500.00	0.00	460.00	0.00	746011.00
27 UTTAR PRADESH	22865.00	192264.00	0.00	375000.00	364879.00	0.00	0.00	0.00	955008.00
28 WEST BENGAL	67000.00	54009.00	0.00	63000.00	88100.00	0.00	30000.00	0.00	302109.00
TOTAL STATES	5762117.00	7681388.00	0.00	4484393.00	5124140.00	0.00	2238752.00	2500.00	25293290.00
29 A. & N. ISLANDS	0.00	0.00	0.00	0.00	47400.00	0.00	0.00	0.00	47400.00
30 CHANDIGARH	7500.00	7500.00	0.00	41500.00	40500.00	0.00	0.00	0.00	97000.00
31 DADRA & NAGAR HAVELI	0.00	17500.00	0.00	0.00	2100.00	0.00	0.00	0.00	19600.00
32 DAMAN & DIU	0.00	0.00	0.00	0.00	500.00	0.00	0.00	0.00	500.00
33 DELHI	0.00	940000.00	0.00	985000.00	385000.00	0.00	270000.00	0.00	2580000.00
34 LAKSHADWEEP	0.00	0.00	0.00	0.00	0.00	0.00	1000.00	0.00	1000.00
35 PUDUCHERRY	32000.00	42884.00	0.00	32100.00	0.00	0.00	17100.00	0.00	124084.00
TOTAL U.T.s	39500.00	1007884.00	0.00	1058600.00	475500.00	0.00	288100.00	0.00	2869584.00
TOTAL (STATES & UT)	5801617.00	8689272.00	0.00	5542993.00	5599640.00	0.00	2526852.00	2500.00	28162874.00

..NICNET..

STATEMENT NO. (25 B): BUDGETED EXPENDITURE ON EDUCATION ACCORDING TO HEADS OF CHARHES
(LOAN AND ADVANCES ACCOUNT) FOR 2008-2009(BUDGET ESTIMATES)

(RUPEES IN THOUSANDS)

STATE/ UNION TERRITORY	ELEMENTARY EDUCATION	SECONDARY EDUCATION	ADULT EDUCATION	UNIV. & HIGHER EDUCATION	TECHNICAL EDUCATION	PHYSICAL EDUCATION	GENERAL EDUCATION	LANGUAGE DEVELOPMENT	T O T A L
1 ANDHRA PRADESH	0.00	0.00	0.00	0.00	0.00	0.00	0.00	0.00	0.00
2 ARUNACHAL PRADESH	0.00	0.00	0.00	0.00	0.00	0.00	0.00	0.00	0.00
3 ASSAM	0.00	0.00	0.00	500.00	0.00	0.00	0.00	0.00	500.00
4 BIHAR	0.00	0.00	0.00	0.00	0.00	0.00	0.00	0.00	0.00
5 CHHATTISGARH	0.00	0.00	0.00	0.00	0.00	0.00	0.00	0.00	0.00
6 GOA	0.00	0.00	0.00	45000.00	0.00	0.00	0.00	0.00	45000.00
7 GUJARAT	0.00	0.00	0.00	0.00	0.00	0.00	0.00	0.00	0.00
8 HARYANA	0.00	0.00	0.00	10.00	0.00	0.00	0.00	0.00	10.00
9 HIMACHAL PRADESH	0.00	0.00	0.00	0.00	0.00	0.00	0.00	0.00	0.00
10 JAMMU & KASHMIR	0.00	0.00	0.00	0.00	0.00	0.00	0.00	0.00	0.00
11 JHARKHAND	0.00	0.00	0.00	0.00	0.00	0.00	0.00	0.00	0.00
12 KARNATAKA	0.00	0.00	0.00	0.00	0.00	0.00	0.00	0.00	0.00
13 KERALA	0.00	0.00	0.00	0.00	0.00	0.00	0.00	0.00	0.00
14 MADHYA PRADESH	0.00	0.00	0.00	40000.00	0.00	0.00	0.00	0.00	40000.00
15 MAHARASHTRA	0.00	0.00	0.00	0.00	0.00	0.00	0.00	0.00	0.00
16 MANIPUR	0.00	0.00	0.00	0.00	0.00	0.00	0.00	0.00	0.00
17 MEGHALAYA	0.00	0.00	0.00	0.00	0.00	0.00	0.00	0.00	0.00
18 MIZORAM	0.00	0.00	0.00	0.00	0.00	0.00	10.00	0.00	10.00
19 NAGALAND	0.00	0.00	0.00	0.00	0.00	0.00	0.00	0.00	0.00
20 ORISSA	0.00	0.00	0.00	12000.00	0.00	0.00	0.00	0.00	12000.00
21 PUNJAB	0.00	0.00	0.00	0.00	0.00	0.00	0.00	0.00	0.00
22 RAJASTHAN	0.00	0.00	0.00	0.00	0.00	0.00	0.00	0.00	0.00
23 SIKKIM	0.00	0.00	0.00	0.00	0.00	0.00	0.00	0.00	0.00
24 TAMIL NADU	0.00	0.00	0.00	0.00	0.00	0.00	0.00	0.00	0.00
25 TRIPURA	0.00	0.00	0.00	0.00	0.00	0.00	0.00	0.00	0.00
26 UTTARAKHAND	0.00	0.00	0.00	0.00	0.00	0.00	0.00	0.00	0.00
27 UTTAR PRADESH	0.00	0.00	0.00	0.00	1.00	0.00	0.00	0.00	1.00
28 WEST BENGAL	0.00	0.00	0.00	0.00	0.00	0.00	500.00	0.00	500.00
TOTAL STATES	0.00	0.00	0.00	97510.00	1.00	0.00	510.00	0.00	98021.00
29 A. & N. ISLANDS	0.00	0.00	0.00	0.00	0.00	0.00	0.00	0.00	0.00
30 CHANDIGARH	0.00	0.00	0.00	0.00	0.00	0.00	0.00	0.00	0.00
31 DADRA & NAGAR HAVELI	0.00	0.00	0.00	0.00	0.00	0.00	0.00	0.00	0.00
32 DAMAN & DIU	0.00	0.00	0.00	0.00	0.00	0.00	0.00	0.00	0.00
33 DELHI	0.00	0.00	0.00	0.00	0.00	0.00	0.00	0.00	0.00
34 LAKSHADWEEP	0.00	0.00	0.00	0.00	0.00	0.00	0.00	0.00	0.00
35 PUDUCHERRY	0.00	0.00	0.00	0.00	0.00	0.00	0.00	0.00	0.00
TOTAL U.T.s	0.00	0.00	0.00	0.00	0.00	0.00	0.00	0.00	0.00
TOTAL (STATES & UT)	0.00	0.00	0.00	97510.00	1.00	0.00	510.00	0.00	98021.00

..NICNET..

STATEMENT NO. (26): SECTOR-WISE PLAN & NON-PLAN ACTUAL EXPENDITURE OF EDUCATION DEPARTMENTS OF STATES/UNION TERRITORIES & CENTRE (REVENUE ACCOUNT) FOR 2006 - 2007 (ACTUALS)

(RUPEES IN CRORES)

S.No.	SECTOR	P L A N			N O N - P L A N			T O T A L			%AGE OF PLAN EXP.	%AGE OF NON-PLAN EXP.	%AGE OF TOTAL BUDGET
		STATES/U. Ts.	CENTRE	TOTAL	STATES/U. Ts.	CENTRE	TOTAL	STATES/U. Ts.	CENTRE	TOTAL			
1	2	3	4	5	6	7	8	9	10	11	12	13	
1	ELEMENTARY EDUCATION	5985.97	16732.38	22718.35	37341.96	2.53	37344.49	43327.93	16734.91	60062.84	73.97	46.90	54.43
2	SECONDARY EDUCATION	2267.70	1020.06	3287.76	27486.39	901.00	28387.39	29754.09	1921.06	31675.15	10.70	35.65	28.71
3	PHYSICAL EDUCATION	12.57	0.00	12.57	59.36	0.00	59.36	71.93	0.00	71.93	0.04	0.07	0.07
4	UNIVERSITY & OTHER HIGHER EDUCATION	904.68	1353.48	2258.16	8680.81	1602.11	10282.92	9585.49	2955.59	12541.08	7.35	12.91	11.37
5	ADULT EDUCATION	51.81	207.97	259.78	96.34	2.02	98.36	148.15	209.99	358.14	0.85	0.12	0.32
6	LANGUAGE DEVELOPMENT	27.30	164.18	191.48	300.22	39.94	340.16	327.52	204.12	531.64	0.62	0.43	0.48
7	GENERAL	251.28	36.91	288.19	715.92	53.70	769.62	967.20	90.61	1057.81	0.94	0.97	0.96
8	TECHNICAL EDUCATION	833.12	865.50	1698.62	1451.45	891.68	2343.13	2284.57	1757.18	4041.75	5.53	2.94	3.66
	TOTAL	10334.43	20380.48	30714.91	76132.45	3492.98	79625.43	86466.88	23873.46	110340.34	100.00	100.00	100.00

..NICNET..

STATEMENT NO. (27): SECTOR-WISE PLAN & NON-PLAN REVISED ESTIMATES FOR EDUCATION DEPARTMENTS
OF STATES/UNION TERRITORIES AND CENTRE (REVENUE ACCOUNT) FOR . 2007 - 2008
(REVISED ESTIMATES)

(RUPEES IN CRORES)

S.No.	SECTOR	P L A N			N O N - P L A N			T O T A L			%AGE OF PLAN EXP.	%AGE OF NON- -PLAN EXP.	%AGE OF TOTAL BUDGET
		STATES/U. Ts.	CENTRE	TOTAL	STATES/U. Ts.	CENTRE	TOTAL	STATES/U. Ts.	CENTRE	TOTAL			
1	2	3	4	5	6	7	8	9	10	11	12	13	
1	ELEMENTARY EDUCATION	7431.76	20304.70	27736.46	43557.03	5.70	43562.73	50988.79	20310.40	71299.19	72.67	47.15	54.61
2	SECONDARY EDUCATION	2479.10	1635.30	4114.40	31586.51	992.38	32578.89	34065.61	2627.68	36693.29	10.78	35.26	28.11
3	PHYSICAL EDUCATION	22.09	0.00	22.09	67.10	0.00	67.10	89.19	0.00	89.19	0.06	0.07	0.07
4	UNIVERSITY & OTHER HIGHER EDUCATION	1253.14	1960.37	3213.51	9962.10	1997.66	11959.76	11215.24	3958.03	15173.27	8.42	12.94	11.62
5	ADULT EDUCATION	85.76	251.00	336.76	119.06	2.27	121.33	204.82	253.27	458.09	0.88	0.13	0.35
6	LANGUAGE DEVELOPMENT	45.67	170.06	215.73	352.52	44.71	397.23	398.19	214.77	612.96	0.57	0.43	0.47
7	GENERAL	372.34	27.72	400.06	770.18	73.27	843.45	1142.52	100.99	1243.51	1.05	0.91	0.95
8	TECHNICAL EDUCATION	1026.28	1103.20	2129.48	1838.41	1020.37	2858.78	2864.69	2123.57	4988.26	5.58	3.09	3.82
	TOTAL	12716.14	25452.35	38168.49	88252.91	4136.36	92389.27	100969.05	29588.71	130557.76	100.00	100.00	100.00

..NICNET..

STATEMENT NO.(28): SECTOR-WISE PLAN & NON-PLAN BUDGET ESTIMATES FOR EDUCATION DEPARTMENTS
OF STATES/UNION TERRITORIES & CENTRE (REVENUE ACCOUNT) FOR 2008 - 2009
(BUDGET ESTIMATES)

(RUPEES IN CRORES)

S.No.	SECTOR	P L A N			N O N - P L A N			T O T A L			%AGE OF PLAN EXP.	%AGE OF NON- -PLAN EXP.	%AGE OF TOTAL BUDGET
		STATES/U. Ts.	CENTRE	TOTAL	STATES/U. Ts.	CENTRE	TOTAL	STATES/U. Ts.	CENTRE	TOTAL			
1	2	3	4	5	6	7	8	9	10	11	12	13	
1	ELEMENTARY EDUCATION	10057.42	21795.00	31852.42	48638.87	3.20	48642.07	58696.29	21798.20	80494.49	62.14	47.16	52.13
2	SECONDARY EDUCATION	3485.84	4554.00	8039.84	36218.08	1041.10	37259.18	39703.92	5595.10	45299.02	15.69	36.12	29.34
3	PHYSICAL EDUCATION	33.45	0.00	33.45	72.48	0.00	72.48	105.93	0.00	105.93	0.07	0.07	0.07
4	UNIVERSITY & OTHER HIGHER EDUCATION	1456.11	4156.00	5612.11	10682.74	2061.02	12743.76	12138.85	6217.02	18355.87	10.95	12.35	11.89
5	ADULT EDUCATION	109.29	451.00	560.29	148.20	2.40	150.60	257.49	453.40	710.89	1.09	0.15	0.46
6	LANGUAGE DEVELOPMENT	55.87	205.00	260.87	412.53	47.05	459.58	468.40	252.05	720.45	0.51	0.45	0.47
7	GENERAL	479.02	34.00	513.02	753.22	79.86	833.08	1232.24	113.86	1346.10	1.00	0.81	0.87
8	TECHNICAL EDUCATION	1179.32	3205.00	4384.32	1918.03	1074.74	2992.77	3097.35	4279.74	7377.09	8.55	2.90	4.78
	TOTAL	16856.32	34400.00	51256.32	98844.15	4309.37	103153.52	115700.47	38709.37	154409.84	100.00	100.00	100.00

..NICNET..

STATEMENT NO (29) : BUDGETED EXPENDITURE ON EDUCATION DEPARTMENTS (CAPITAL ACCOUNT)
FOR 2006-07 (ACTUALS)

(RUPEES IN THOUSANDS)

S.NO.	STATE/ UNION TERRITORY	CAPITAL EXP. ON EDU. OUT- SIDE REVENUE ACCOUNT	TOTAL CAPITAL EXP. OUT-SIDE REVENUE ACCOUNT	%AGE OF COL.(2) TO COL.(3)	LOANS FOR EDUCATION	TOTAL LOANS & ADVANCES	%AGE OF COL.(5) TO COL.(6)
1	2	3	4	5	6	7	
1	ANDHRA PRADESH	667572.00	99040000.00	0.67	...	9066900.00	0.00
2	ARUNACHAL PRADESH	...	5856000.00	0.00	...	47800.00	0.00
3	ASSAM	3907.00	14530100.00	0.03	...	47800.00	0.00
4	BIHAR	877771.00	52111300.00	1.68	...	3153200.00	0.00
5	CHHATTISGARH	1158284.00	21981200.00	5.27	...	7711400.00	0.00
6	GOA	96052.00	6263500.00	1.53	44982.00	81400.00	55.26
7	GUJARAT	1705149.00	78454400.00	2.17	...	3736500.00	0.00
8	HARYANA	376065.00	24276000.00	1.55	...	1847200.00	0.00
9	HIMACHAL PRADESH	797175.00	12253400.00	6.51	...	257500.00	0.00
10	JAMMU & KASHMIR	...	33303900.00	0.00	...	508800.00	0.00
11	JHARKHAND	...	27499000.00	0.00	...	14294500.00	0.00
12	KARNATAKA	511619.00	85425700.00	0.60	...	3572300.00	0.00
13	KERALA	242206.00	9025900.00	2.68	...	3493800.00	0.00
14	MADHYA PRADESH	666198.00	51699400.00	1.29	5950.00	10143900.00	0.06
15	MAHARASHTRA	264537.00	100921900.00	0.26	...	23216200.00	0.00
16	MANIPUR	281729.00	8669700.00	3.25	...	568500.00	0.00
17	MEGHALAYA	19000.00	3203700.00	0.59	...	59600.00	0.00
18	MIZORAM	193162.00	4664400.00	4.14	...	2500.00	0.00
19	NAGALAND	158373.00	7104700.00	2.23	...	2400.00	0.00
20	ORISSA	40516.00	14514900.00	0.28	...	2717700.00	0.00
21	PUNJAB	50000.00	25866600.00	0.19	...	4441600.00	0.00
22	RAJASTHAN	255412.00	48093700.00	0.53	...	3126500.00	0.00
23	SIKKIM	216779.00	3264200.00	6.64	...	2000.00	0.00
24	TAMIL NADU	1247074.00	59523700.00	2.10	...	22543300.00	0.00
25	TRIPURA	151122.00	7224500.00	2.09	...	6800.00	0.00
26	UTTARAKHAND	1037046.00	16992600.00	6.10	...	1023800.00	0.00
27	UTTAR PRADESH	587069.00	139841200.00	0.42	80000.00	8875500.00	0.90
28	WEST BENGAL	22956.00	20182200.00	0.11	...	13172600.00	0.00
TOTAL (STATES)		11626773.00	981787800.00	1.18	130932.00	137722000.00	0.10
29	A. & N. ISLANDS	33046.00	5257300.00	0.63	0.00
30	CHANDIGARH	73864.00	2006700.00	3.68	0.00
31	DADRA & NAGAR HAVELI	...	392900.00	0.00	0.00
32	DAMAN & DIU	...	402300.00	0.00	0.00
33	DELHI	1416792.00	17829400.00	7.95	...	32942500.00	0.00
34	LAKSHADWEEP	...	1762700.00	0.00	0.00
35	PUDUCHERRY	148887.00	3603500.00	4.13	...	30800.00	0.00
TOTAL (U.T.s)		1672589.00	31254800.00	5.35	...	32973300.00	0.00
TOTAL (STATES & U.T.)		13299362.00	1013042600.00	1.31	130932.00	170695300.00	0.08

..NICNET..

STATEMENT NO (30) : BUDGETED EXPENDITURE ON EDUCATION DEPARTMENTS (CAPITAL ACCOUNT)
FOR 2007-08 (REVISED ESTIMATE)

(RUPEES IN THOUSANDS)

S.NO.	STATE/ UNION TERRITORY	CAPITAL EXP. ON EDU. OUT- SIDE REVENUE ACCOUNT	TOTAL CAPITAL EXP. OUT-SIDE REVENUE ACCOUNT	%AGE OF COL.(2) TO COL.(3)	LOANS FOR EDUCATION	TOTAL LOANS & ADVANCES	%AGE OF COL.(5) TO COL.(6)
1	2	3	4	5	6	7	
1	ANDHRA PRADESH	1066412.00	129123400.00	0.83	...	52513900.00	0.00
2	ARUNACHAL PRADESH	286758.00	10103300.00	2.84	...	35000.00	0.00
3	ASSAM	8180.00	31050800.00	0.03	500.00	35000.00	1.43
4	BIHAR	707638.00	69844400.00	1.01	...	4094700.00	0.00
5	CHHATTISGARH	2187327.00	35316400.00	6.19	...	5573500.00	0.00
6	GOA	213239.00	7178300.00	2.97	45000.00	195800.00	22.98
7	GUJARAT	1761998.00	72100200.00	2.44	...	4314500.00	0.00
8	HARYANA	745200.00	30883700.00	2.41	10.00	2972600.00	0.00
9	HIMACHAL PRADESH	890220.00	13575200.00	6.56	...	294600.00	0.00
10	JAMMU & KASHMIR	2573000.00	47853800.00	5.38	...	422700.00	0.00
11	JHARKHAND	825000.00	37479400.00	2.20	...	9985300.00	0.00
12	KARNATAKA	1180300.00	88861400.00	1.33	...	4439000.00	0.00
13	KERALA	198184.00	14992000.00	1.32	...	8362700.00	0.00
14	MADHYA PRADESH	1203066.00	67816700.00	1.77	40000.00	11173000.00	0.36
15	MAHARASHTRA	302660.00	118620700.00	0.26	...	15435700.00	0.00
16	MANIPUR	69608.00	12574700.00	0.55	...	127400.00	0.00
17	MEGHALAYA	148090.00	5778500.00	2.56	...	323600.00	0.00
18	MIZORAM	36212.00	5414200.00	0.67	10180.00	104100.00	9.78
19	NAGALAND	167905.00	9749600.00	1.72	...	82200.00	0.00
20	ORISSA	103477.00	27403800.00	0.38	12000.00	3937300.00	0.30
21	PUNJAB	736027.00	34051200.00	2.16	...	400200.00	0.00
22	RAJASTHAN	482270.00	71738600.00	0.67	...	2723100.00	0.00
23	SIKKIM	166128.00	6992900.00	2.38	...	2500.00	0.00
24	TAMIL NADU	1529647.00	78121300.00	1.96	...	17045000.00	0.00
25	TRIPURA	639282.00	12008100.00	5.32	...	23800.00	0.00
26	UTTARAKHAND	913500.00	26068600.00	3.50	...	2628800.00	0.00
27	UTTAR PRADESH	796699.00	189954400.00	0.42	79105.00	8273500.00	0.96
28	WEST BENGAL	110000.00	29376400.00	0.37	500.00	10582200.00	0.00
TOTAL (STATES)		20048027.00	1284032000.00	1.56	187295.00	166101700.00	0.11
29	A. & N. ISLANDS	31500.00	8179000.00	0.39	0.00
30	CHANDIGARH	101500.00	2331400.00	4.35	0.00
31	DADRA & NAGAR HAVELI	17600.00	490200.00	3.59	0.00
32	DAMAN & DIU	2000.00	571200.00	0.35	0.00
33	DELHI	2006500.00	38691000.00	5.19	...	36560000.00	0.00
34	LAKSHADWEEP	1000.00	1654800.00	0.06	0.00
35	PUDUCHERRY	86771.00	2754200.00	3.15	...	27500.00	0.00
TOTAL (U.T.s)		2246871.00	54671800.00	4.11	...	36587500.00	0.00
TOTAL (STATES & U.T.)		22294898.00	1338703800.00	1.67	187295.00	202689200.00	0.09

..NICNET..

STATEMENT NO (31) : BUDGETED EXPENDITURE ON EDUCATION DEPARTMENTS (CAPITAL ACCOUNT)
FOR 2008-09 (BUDGET ESTIMATE)

(RUPEES IN THOUSANDS)

S.NO.	STATE/ UNION TERRITORY	CAPITAL EXP. ON EDU. OUT- SIDE REVENUE ACCOUNT	TOTAL CAPITAL EXP. OUT-SIDE REVENUE ACCOUNT	%AGE OF COL.(2) TO COL.(3)	LOANS FOR EDUCATION	TOTAL LOANS & ADVANCES	%AGE OF COL.(5) TO COL.(6)
1	2	3	4	5	6	7	
1	ANDHRA PRADESH	2331440.00	178518400.00	1.31	...	48708000.00	0.00
2	ARUNACHAL PRADESH	17410.00	3108100.00	0.56	...	40200.00	0.00
3	ASSAM	11780.00	37336300.00	0.03	500.00	40200.00	1.24
4	BIHAR	651926.00	76353900.00	0.85	...	3246300.00	0.00
5	CHHATTISGARH	2671225.00	39034600.00	6.84	...	5037000.00	0.00
6	GOA	309300.00	10154800.00	3.05	45000.00	305700.00	14.72
7	GUJARAT	1740150.00	77400900.00	2.25	...	3300000.00	0.00
8	HARYANA	665000.00	33601200.00	1.98	10.00	3908600.00	0.00
9	HIMACHAL PRADESH	1709501.00	19500500.00	8.77	...	1017600.00	0.00
10	JAMMU & KASHMIR	3728400.00	55224800.00	6.75	...	591700.00	0.00
11	JHARKHAND	735000.00	39664700.00	1.85	...	5310900.00	0.00
12	KARNATAKA	2762880.00	106400600.00	2.60	...	9871000.00	0.00
13	KERALA	257000.00	15619300.00	1.65	...	7721000.00	0.00
14	MADHYA PRADESH	1180875.00	60999300.00	1.94	40000.00	17784000.00	0.22
15	MAHARASHTRA	261622.00	134928000.00	0.19	...	9779800.00	0.00
16	MANIPUR	200200.00	12771800.00	1.57	...	92400.00	0.00
17	MEGHALAYA	148090.00	6113200.00	2.42	...	524100.00	0.00
18	MIZORAM	2530.00	3329500.00	0.08	10.00	90700.00	0.01
19	NAGALAND	170993.00	8325800.00	2.05	...	82200.00	0.00
20	ORISSA	...	30196300.00	0.00	12000.00	3280400.00	0.37
21	PUNJAB	1056000.00	38167300.00	2.77	...	368500.00	0.00
22	RAJASTHAN	315684.00	62724000.00	0.50	...	1099700.00	0.00
23	SIKKIM	167547.00	8276800.00	2.02	...	2500.00	0.00
24	TAMIL NADU	1516502.00	93729200.00	1.62	...	16582800.00	0.00
25	TRIPURA	679107.00	16017100.00	4.24	...	20300.00	0.00
26	UTTARAKHAND	746011.00	28024500.00	2.66	...	4071200.00	0.00
27	UTTAR PRADESH	955008.00	225541100.00	0.42	1.00	7113800.00	0.00
28	WEST BENGAL	302109.00	30721300.00	0.98	500.00	9589300.00	0.01
TOTAL (STATES)		25293290.00	1451783300.00	1.74	98021.00	159579900.00	0.06
29	A. & N. ISLANDS	47400.00	7508300.00	0.63	0.00
30	CHANDIGARH	97000.00	2300200.00	4.22	0.00
31	DADRA & NAGAR HAVELI	19600.00	313500.00	6.25	0.00
32	DAMAN & DIU	500.00	472700.00	0.11	0.00
33	DELHI	2580000.00	46510900.00	5.55	...	39706800.00	0.00
34	LAKSHADWEEP	1000.00	1800700.00	0.06	0.00
35	PUDUCHERRY	124084.00	2132200.00	5.82	...	34300.00	0.00
TOTAL (U.T.s)		2869584.00	61038500.00	4.70	...	39741100.00	0.00
TOTAL (STATES & U.T.)		28162874.00	1512821800.00	1.86	98021.00	199321000.00	0.05

..NICNET..

STATEMENT NO (32) : BUDGET PROVISIONS FOR CENTRE & STATE EDUCATION DEPARTMENTS UNDER REVENUE ACCOUNT,
CAPITAL ACCOUNT OUT-SIDE REVENUE ACCOUNT & LOANS FOR 2008 - 2009 (BUDGET ESTIMATES)

(RUPEES IN THOUSANDS)

S.NO.	STATE/ UNION TERRITORY	REVENUE ACCOUNT			CAPITAL ACCOUNT OUT-SIDE REVENUE ACCOUNT		
		TOTAL BUDGET	EDUCATION DEPARTMENT	%AGE OF COL(3) TO COL(2)	TOTAL BUDGET	EDUCATION DEPARTMENT	%AGE OF COL(6) TO COL(5)
1		2	3	4	5	6	7
1	ANDHRA PRADESH	702177100.00	87256738.00	12.43	178518400.00	2331440.00	1.31
2	ARUNACHAL PRADESH	29630000.00	2532885.00	8.55	3108100.00	17410.00	0.56
3	ASSAM	200393200.00	36424713.00	18.18	37336300.00	11780.00	0.03
4	BIHAR	289379000.00	66062770.00	22.83	76353900.00	651926.00	0.85
5	CHHATTISGARH	138786200.00	21369069.00	15.40	39034600.00	2671225.00	6.84
6	GOA	32838900.00	3813763.00	11.61	10154800.00	309300.00	3.05
7	GUJARAT	382257500.00	51772644.00	13.54	77400900.00	1740150.00	2.25
8	HARYANA	202808400.00	31326812.00	15.45	33601200.00	665000.00	1.98
9	HIMACHAL PRADESH	93278000.00	18911605.00	20.27	19500500.00	1709501.00	8.77
10	JAMMU & KASHMIR	119272000.00	14632702.00	12.27	55224800.00	3728400.00	6.75
11	JHARKHAND	135818500.00	25827558.00	19.02	39664700.00	735000.00	1.85
12	KARNATAKA	457128600.00	84478951.00	18.48	106400600.00	2762880.00	2.60
13	KERALA	283028000.00	53827054.00	19.02	15619300.00	257000.00	1.65
14	MADHYA PRADESH	315640000.00	49268696.00	15.61	60999300.00	1180875.00	1.94
15	MAHARASHTRA	789461600.00	138844076.00	17.59	134928000.00	261622.00	0.19
16	MANIPUR	24911400.00	3734561.00	14.99	12771800.00	200200.00	1.57
17	MEGHALAYA	31804700.00	3705896.00	11.65	6113200.00	148090.00	2.42
18	MIZORAM	20326500.00	3011270.00	14.81	3329500.00	2530.00	0.08
19	NAGALAND	26779400.00	3385917.00	12.64	8325800.00	170993.00	2.05
20	ORISSA	227065500.00	35524765.00	15.65	30196300.00	...	0.00
21	PUNJAB	252611900.00	29535073.00	11.69	38167300.00	1056000.00	2.77
22	RAJASTHAN	318031100.00	64823865.00	20.38	62724000.00	315684.00	0.50
23	SIKKIM	22367600.00	2480271.00	11.09	8276800.00	167547.00	2.02
24	TAMIL NADU	514215600.00	90040210.00	17.51	93729200.00	1516502.00	1.62
25	TRIPURA	34807400.00	5875585.00	16.88	16017100.00	679107.00	4.24
26	UTTARAKHAND	86625300.00	17139030.00	19.79	28024500.00	746011.00	2.66
27	UTTAR PRADESH	748286700.00	105735451.00	14.13	225541100.00	955008.00	0.42
28	WEST BENGAL	434362200.00	74785397.00	17.22	30721300.00	302109.00	0.98
TOTAL (STATES)		6914092300.00	1126127327.00	16.29	1451783300.00	25293290.00	1.74
29	A. & N. ISLANDS	12340200.00	1382500.00	11.20	7508300.00	47400.00	0.63
30	CHANDIGARH	13176300.00	2133460.00	16.19	2300200.00	97000.00	4.22
31	DADRA & NAGAR HAVELI	10796300.00	315400.00	2.92	313500.00	19600.00	6.25
32	DAMAN & DIU	4935800.00	226500.00	4.59	472700.00	500.00	0.11
33	DELHI	111921800.00	24125302.00	21.56	46510900.00	2580000.00	5.55
34	LAKSHADWEEP	3856900.00	395700.00	10.26	1800700.00	1000.00	0.06
35	PUDUCHERRY	29787800.00	2298577.00	7.72	2132200.00	124084.00	5.82
TOTAL (U.T.s)		186815100.00	30877439.00	16.53	61038500.00	2869584.00	4.70
TOTAL (STATES & U.T.)		7100907400.00	1157004766.00	16.29	1512821800.00	28162874.00	1.86
TOTAL CENTRE		6581190000.00	387093700.00	5.88	919990000.00	...	0.00
GRAND TOTAL		13682097400.00	1544098466.00	11.29	2432811800.00	28162874.00	1.16

..NICNET..

STATEMENT NO (32) : BUDGET PROVISIONS FOR CENTRE & STATE EDUCATION DEPARTMENTS UNDER REVENUE ACCOUNT,
CAPITAL ACCOUNT OUT-SIDE REVENUE ACCOUNT & LOANS FOR 2008 - 2009 (BUDGET ESTIMATES)

(RUPEES IN THOUSANDS)

S.NO.	STATE/ UNION TERRITORY	LOAN AND ADVANCES			TOTAL REVENUE ACCOUNT, CAPITAL AC count and loans		
		TOTAL BUDGET	EDUCATION DEPARTMENT	%AGE OF COL(9) TO COL(8)	TOTAL BUDGET	EDUCATION DEPARTMENT	%AGE OF COL(12) TO COL(11)
1		8	9	10	11	12	13
1	ANDHRA PRADESH	48708000.00	...	0.00	929403500.00	89588178.00	9.64
2	ARUNACHAL PRADESH	40200.00	...	0.00	32778300.00	2550295.00	7.78
3	ASSAM	40200.00	500.00	1.24	237769700.00	36436993.00	15.32
4	BIHAR	3246300.00	...	0.00	368979200.00	66714696.00	18.08
5	CHHATTISGARH	5037000.00	...	0.00	182857800.00	24040294.00	13.15
6	GOA	3057000.00	45000.00	14.72	43299400.00	4168063.00	9.63
7	GUJARAT	3300000.00	...	0.00	462958400.00	53512794.00	11.56
8	HARYANA	3908600.00	10.00	0.00	240318200.00	31991822.00	13.31
9	HIMACHAL PRADESH	1017600.00	...	0.00	113796100.00	20621106.00	18.12
10	JAMMU & KASHMIR	591700.00	...	0.00	175088500.00	18361102.00	10.49
11	JHARKHAND	5310900.00	...	0.00	180794100.00	26562558.00	14.69
12	KARNATAKA	9871000.00	...	0.00	573400200.00	87241831.00	15.21
13	KERALA	7721000.00	...	0.00	306368300.00	54084054.00	17.65
14	MADHYA PRADESH	17784000.00	40000.00	0.22	394423300.00	50489571.00	12.80
15	MAHARASHTRA	9779800.00	...	0.00	934169400.00	139105698.00	14.89
16	MANIPUR	92400.00	...	0.00	37775600.00	3934761.00	10.42
17	MEGHALAYA	524100.00	...	0.00	38442000.00	3853986.00	10.03
18	MIZORAM	90700.00	10.00	0.01	23746700.00	3013810.00	12.69
19	NAGALAND	82200.00	...	0.00	35187400.00	3556910.00	10.11
20	ORISSA	3280400.00	12000.00	0.37	260542200.00	35536765.00	13.64
21	PUNJAB	368500.00	...	0.00	291147700.00	30591073.00	10.51
22	RAJASTHAN	1099700.00	...	0.00	381854800.00	65139549.00	17.06
23	SIKKIM	2500.00	...	0.00	30646900.00	2647818.00	8.64
24	TAMIL NADU	16582800.00	...	0.00	624527600.00	91556712.00	14.66
25	TRIPURA	20300.00	...	0.00	50844800.00	6554692.00	12.89
26	UTTARAKHAND	4071200.00	...	0.00	118721000.00	17885041.00	15.06
27	UTTAR PRADESH	7113800.00	1.00	0.00	980941600.00	106690460.00	10.88
28	WEST BENGAL	9589300.00	500.00	0.01	474672800.00	75088006.00	15.82
TOTAL (STATES)		159579900.00	98021.00	0.06	8525455500.00	1151518638.00	13.51
29	A. & N. ISLANDS	0.00	19848500.00	1429900.00	7.20
30	CHANDIGARH	0.00	15476500.00	2230460.00	14.41
31	DADRA & NAGAR HAVELI	0.00	11109800.00	335000.00	3.02
32	DAMAN & DIU	0.00	5408500.00	227000.00	4.20
33	DELHI	39706800.00	...	0.00	198139500.00	26705302.00	13.48
34	LAKSHADWEEP	0.00	5657600.00	396700.00	7.01
35	PUDUCHERRY	34300.00	...	0.00	31954300.00	2422661.00	7.58
TOTAL (U.T.s)		39741100.00	...	0.00	287594700.00	33747023.00	11.73
TOTAL (STATES & U.T.)		199321000.00	98021.00	0.05	8813050200.00	1185265661.00	13.45
TOTAL CENTRE		7660000.00	...	0.00	7508840000.00	387093700.00	5.16
GRAND TOTAL		206981000.00	98021.00	0.05	16321890200.00	1572359361.00	9.63

..NICNET..

STATEMENT NO. (33): PLAN AND NON-PLAN TOTAL BUDGET (CENTRE AND STATE)

(Rupees in Thousands)

STATE/UNION TERRITORY	2006 - 2007 (ACTUAL)			2007 - 2008 (REVISED ESTIMATED)			2008 - 2009 (BUDGET ESTIMATED)		
	PLAN	NON-PLAN	TOTAL	PLAN	NON-PLAN	TOTAL	PLAN	NON-PLAN	TOTAL
ANDHRA PRADESH	95187200	319196700	414383900	157660300	399097500	556757800	259652500	442524600	702177100
ARUNACHAL PRADESH	8110087	10862252	18972339	11775900	14642800	26418700	17762600	11867400	29630000
ASSAM	19526300	95039000	114565300	43117600	130410400	173528000	49856600	150536600	200393200
BIHAR	32817900	173032400	205850300	41250200	206389000	247639200	67153100	222225900	289379000
CHHATTISGARH	26084100	61940200	88024300	46224900	79751300	125976200	57647300	81138900	138786200
GOA	4822600	19860500	24683100	6550400	22555500	29105900	7264200	25574700	32838900
GUJARAT	53576700	238744800	292321500	77859500	248535900	326395400	100134100	282123400	382257500
HARYANA	24541200	139080400	163621600	34146400	147203600	181350000	41365500	161442900	202808400
HIMACHAL PRADESH	12976600	63464400	76441100	11567100	67486600	79053700	7793900	85484100	93278000
JAMMU & KASHMIR	7938900	92729500	100668400	5388600	111461800	116850400	7274200	111997800	119272000
JHARKHAND	41818100	70525200	112343300	45209000	85747800	130956800	52144400	83674100	135818500
KARNATAKA	78230400	256123900	334354300	91476500	287110900	378587400	119570800	337557800	457128600
KERALA	23131800	185113700	208245500	28807600	232605300	261412900	36388100	246639900	283028000
MADHYA PRADESH	54520900	169105100	223626000	70641600	194194800	264836400	83184600	232455400	315640000
MAHARASHTRA	82051600	531801200	613852800	108294100	553997100	662291200	146502500	642959100	789461600
MANIPUR	4200000	19946400	24146400	5812400	18630700	24443100	5566400	19345000	24911400
MEGHALAYA	5664600	13410400	19075000	13317600	14014900	27332500	15538800	16265900	31804700
MIZORAM	6026000	11146900	17172900	7152800	12585400	19738200	6644200	13682300	20326500
NAGALAND	4471400	17750200	22221600	6042100	20836200	26878300	5208200	21571200	26779400
ORISSA	27265900	130454400	157720300	43655700	153335200	196990900	53677000	173388500	227065500
PUNJAB	9805500	175632300	185437800	18115900	226820300	244936200	22020700	230591200	252611900
RAJASTHAN	38001200	211536700	249537900	52533900	246276500	298810400	62855300	255175800	318031100
SIKKIM	3365000	15510600	18875600	4764600	19468300	24232900	5638400	16729200	22367600
TAMIL NADU	72005000	310644700	382649700	91056300	364954900	456011200	103030900	411184700	514215600
TRIPURA	4900200	19925400	24825600	6317800	23266000	29583800	7534900	27272500	34807400
UTTARAKHAND	15825344	48943110	64768454	23664900	57886400	81551300	25156900	61468400	86625300
UTTAR PRADESH	96984800	460004200	556989000	145328100	530179200	675507300	173028300	575258400	748286700
WEST BENGAL	48037000	293575300	341612300	72649400	322332700	394982100	85296000	349066200	434362200
TOTAL (STATES)	901886331	4155099862	5056986293	1270381200	4791777000	6062158200	1624890400	5289201900	6914092300
A. & N. ISLANDS	3230700	9767300	12998000	3616300	8644000	12260300	3640200	8700000	12340200
CHANDIGARH	1395500	10628900	12024400	1633000	11601900	13234900	1445000	11731300	13176300
DADRA & NAGAR HAVELI	350600	7340800	7691400	548300	8796300	9344600	592100	10204200	10796300
DAMAN & DIU	236400	3001900	3238300	314000	4569600	4883600	356100	4579700	4935800
DELHI	20518300	57036700	77555000	35548500	65506300	101054800	36684100	75237700	111921800
LAKSHADWEEP	308300	2570700	2879000	605700	2941800	3547500	865800	2991100	3856900
PUDUCHERRY	6994800	12275200	19270000	8254500	14019700	22274200	15410300	14377500	29787800
TOTAL (U.T.s)	33034600	102621500	135656100	50520300	116079600	166599900	58993600	127821500	186815100
TOTAL (STATES & U.T.s)	934920931	4257721362	5192642393	1320901500	4907856600	6228758100	1683884000	5417023400	7100907400
TOTAL CENTRE	1424180000	3721910000	5146090000	1756110000	4129750000	5885860000	2097670000	4483520000	6581190000
GRAND TOTAL	2359100931	7979631362	10338732393	3077011500	9037606600	12114618100	3781554000	9900543400	13682097400

..NICNET..