

**ANALYSIS**  
**OF**  
**BUDGETED EXPENDITURE**  
**ON EDUCATION**  
**2010-11 to 2012-13**



GOVERNMENT OF INDIA  
MINISTRY OF HUMAN RESOURCE DEVELOPMENT  
(DEPARTMENT OF HIGHER EDUCATION)  
PLANNING & MONITORING UNIT  
NEW DELHI  
2014

## **PROJECT TEAM**

<b>Smt. RUCHIKA GUPTA</b>		<b>DIRECTOR</b>
<b>Shri MITRA SAIN</b>		<b>ASSISTANT DIRECTOR</b>
<b>Shri V.S. NAGAR</b>		<b>SR. STATISTICAL OFFICER</b>
<b>Smt.PRITI TRIVEDI</b>		<b>SR. STATISTICAL OFFICER</b>
<b>Shri P.S.DHUNNA</b>		<b>UPPER DIVISION CLERK</b>

## **C.M.I.S STAFF**


<b>Shri OM PRAKASH</b>		<b>PROGRAMMER</b>
<b>Shri E. KRISHNA KUMARAN</b>		<b>DATA PROCESSING ASSISTANT</b>
<b>Mrs. CHANDER KANTA</b>		<b>DATA ENTRY OPERATOR</b>

## PREFACE

*This Publication brought out annually, analyses the Budget provisions made by the States/UTs and the Central Ministries for the development of education in their Budgets as placed before the Legislatures and Parliament. The present issue gives information in respect of actual expenditure for the year 2010-11, revised estimates of the expenditure for the year 2011-12 and the budget estimates for the year 2012-13. An analysis of the budget documents (Demands for Grants) for the year 2012-13 has also been presented in the document.*

*Total expenditure on education as incurred by the Centre, States and Union Territories have been taken into account. Effort is always made to take precaution against double counting of expenditure because the whole of actual expenditure, both central grant and State's share, under Centrally Sponsored Schemes (CSS) of Education Department is made by States/UTs and shown as such in their budget documents. The expenditure incurred on Centrally Sponsored Schemes of the department has been included in the Central Budget and has been excluded from the State's Budget.*

*Special features of graphic representation of data and its analysis has been added. Bar charts and pie charts have been used as tools to portray the salient and unique features of the analysis. In this publication a statement indicating the Public Expenditure on Education as percentage of GDP from 1999-00 to 2012-13 is also added. We are sure that this will help in putting more emphasis and focus on the salient observations thrown up by the analysis. This will also make the publication more lively and useful.*

  
(R.C. Meena)  
Economic Adviser (HE)

## CONTENTS

### A.

I. Introduction	1
II. Analysis of Budgeted Expenditure	4
III. Expenditure on Education as percentage of Gross Domestic Product (GDP)/Gross State Domestic Product (GSDP)	11
IV. Budgeted Expenditure on Education (Capital Accounts)	13
V. Budgeted Expenditure on Education( Revenue and Capital Account)	14
VI. Appendix:-Method of Estimation of Sector-wise Expenditure on Education	16

### B. Analytical Tables No.1 to 9 1-20

Table 1	Budgeted Expenditure on Education by Education Department and other Departments.	1
Table 2	Budgeted Expenditure (Plan and Non Plan) by Education Department and other Departments (Revenue Account)	2
Table 3	Budgeted Expenditure on Education and Training (Revenue Accounts)	3
Table 4	Budgeted Expenditure on Education by Education Department of Central Government (Revenue Account)	4-15
Table 5	Statement indicating the Public Expenditure on Education as percentage of GDP	16
Table 6	Statement indicating the sector-wise Public Expenditure on Education as percentage of GDP for States/Uts and Centre	17
Table 7	Relationship between Budgeted Expenditure on Education and Gross Domestic Product of States/Uts	18
Table 8	Percentage of Capital Expenditure on Education to Total Budget (Capital Account)State-wise	19
Table 9	Total Budget (States and Centre) (Revenue, Capitals and Loan &Advances)	20

(ii)

**C. Statistical Statements No. 1 to 31**

Statement No.1	Budgeted Provision for Education & Training at the Centre (Revenue Account).	1
Statement No.2	Budgeted Expenditure on Education & Training by Education and other departments (Revenue Account).	5
Statement No.3	Plan and Non-Plan Budget Provision for Education by all departments (Revenue Account)	8
Statement No.3A	Percentage share of total Plan and Non-Plan Budgeted Expenditure of Education Department to the total State Plan and Non-Plan Budgeted Expenditure (Revenue Account	11
Statement No.3B	Percentage share of total Plan and Non-Plan Budgeted Expenditure of Education and Other Departments in the total State Plan and Non-Plan Budgeted Expenditure (Revenue Account	12
Statement No.4	Total State Budget and Budgeted Expenditure on Education and Training (Revenue Account)	13
Statement No.5	Plan and Non-Plan Budgeted Expenditure on Education by Education Departments (Revenue Account)	14
Statement No.6	Total Plan Budgeted Expenditure on education by all departments (Revenue Account).	17
Statement No.7	Plan and Non-Plan Budgeted Expenditure on Elementary Education (Revenue Account).	18
Statement No.8	Plan and Non-Plan Budgeted Expenditure on Elementary Education by Sub heads (Revenue Account)	19
Statement No.9	Plan and Non-Plan Budgeted Expenditure on Secondary Education (Revenue Account)	31

(iii)

Statement No.10	Plan and Non-Plan Budgeted Expenditure on Secondary Education by sub heads (Revenue Account)	32
Statement No.11	Plan and Non-Plan Budgeted Expenditure on Adult Education (Revenue Account).	41
Statement No.12	Plan and Non-Plan Budgeted Expenditure on Adult Education by sub-heads (Revenue Account)	42
Statement No.13	Plan and Non-Plan Budgeted Expenditure on University/DL/Scholarship (Revenue Account)	47
Statement No.14	Plan and Non-Plan Budgeted Expenditure on University/DL/Scholarship by Sub-Heads (Revenue Account)	48
Statement No.15	Plan and Non-Plan Budgeted Expenditure on Technical Education (Revenue Account)	54
Statement No.16	Plan and Non-Plan Budgeted Expenditure on Technical Education by Sub-Heads (Revenue Account)	55
Statement No.17	Plan and Non-Plan Budgeted Expenditure on other General Education Programme (Revenue Account)	64
Statement No.18	Plan and Non-Plan Budgeted Expenditure on other General Education Programme by Sub-Heads (Revenue Account)	65

Statement No.19	Plan and Non-Plan Budgeted Expenditure on Language Development (Revenue Accounts)	70
Statement No.20	Plan and Non-Plan Budgeted Expenditure on Language Development by Sub-Heads (Revenue Accounts)	71
Statement No.21	Budgeted Expenditure on Education of the Education Departments according to heads of charges (Revenue Account) for 2010-11 (Actuals).	76
Statement No.21A	Capital Account for 2010-11 (Actuals) (State-wise).	77
Statement No.21B	Loans & Advances 2010-11 (Actuals) (State-wise).	78
Statement No.22	Budgeted Expenditure on Education of the Education Departments according to Heads of charges (Revenue Account) for 2011-12(Revised Estimates).	79
Statement No.22A	Capital Account 2011-12(Revised Estimates) (State-wise).	80
Statement No.22B	Loans & Advances 2011-12(Revised Estimates) (State-wise).	81
Statement No.23	Budgeted Expenditure on Education of the Education Department according to Heads of charges (Revenue Account) for 2012-13 (Budget Estimates).	82
Statement No.23A	Capital Account 2012-13 (Budget Estimates) (State-wise).	83
Statement No.23B	Loans & Advances 2012-13 (Budget Estimates) (State-wise).	84
Statement No.24	Sector-wise Plan and Non-Plan Actual Expenditure of Education Departments of States/UTs and Centre (Revenue Account) for 2010-11.	85

Statement No.25	Sector-wise Plan and Non-Plan Revised Estimates for Education Departments of States/UTs and Centre (Revenue Account) for 2011-12.	86
Statement No.26	Sector-wise Plan and Non-Plan Budget Estimates for Education Departments of States/UTs and Centre (Revenue Account) for 2012-13.	87
Statement No.27	Budgeted Expenditure on Education by Education Department (Capital Account) for 2010-11 (Actuals).	88
Statement No.28	Budgeted Expenditure on Education of Education Department (Capital Account ) for 2011-12(Revised Estimates).	89
Statement No.29	Budgeted Expenditure on Education of Education Department (Capital Account) for 2012-13 (Budget Estimates).	90
Statement No.30	Budget Provision for Centre and State/UTs Education Departments under Revenue Account, Capital Accounts and Loans and Advances for 2012-13. (Budget Estimates)	91
Statement No.31	Total Budget (Plan and Non-Plan) Centre & States/UTs	93



## INTRODUCTION

This publication gives the details of the Plan and Non Plan expenditure budgeted by the education departments of the States/UTs and the Centre for various sub-sectors of Education. Departments other than the Department of Education also incur some expenditure on education and an effort has been made to include the budget estimates of their expenditure on education in order to get the complete picture of public expenditure on education in the country. The expenditure of other departments also includes the expenditure on training (formal and non-formal).

The total amount of budget provisions on the revenue account made for education for the year 2012-13 by education departments for the States/UTs and the Centre works out to Rs. 323849.98 crore (Rs. 249810.14 crore in State Sector and Rs. 74039.84 crore in the Central sector) which is 14.49% more than the revised estimates of Rs.282852.09 crore for 2011-12. This amount constitutes 12.41% of the total budget provisions made on the revenue account in the States and at the Centre.

Apart from the revenue account, the Education Departments also make some provisions for capital works. The total budget estimates on the capital accounts (including loans) accounted for only Rs.6791.47 crore (Rs.6791.47 crore in the State Sector and Rs.0.00 crore in the Central Sector). Taking into account both the revenue as well as the capital account, the total budget estimates for education for 2012-13 of the State Education Departments and the Education Departments of the Centre works out to Rs.330641.45 crore, which is 10.70% of the total budget estimates.

The total budget provisions (Revenue Account) for 2012-13 made by the departments other than Education works out to Rs. 79386.53 crore. Accordingly including the expenditure on Education by all the Departments, the total budget provisions for education is given in the following table.

**Expenditure on Education (2012-13 Budget Estimates Revenue Account)**  
Rs in crore

	Centre	States/UT	Total
<b>Expenditure (Rs. in crore)</b>	<b>109223.31</b>	<b>294013.20</b>	<b>403236.51</b>
<b>Share with respect to total (%)</b>	<b>27.09%</b>	<b>72.91%</b>	<b>100%</b>

It is observed from the table that the States/UTs are contributing about 72.91% of the total revenue expenditure on education in the country while centre contributes about 27.09% to the education sector as a whole. The total revenue account of Rs.403236.51

crore constitutes 15.45% of the total budget of the Centre and the States/UTs for 2012-13 (22.21% for the State sector and 8.49% for the Central Sector).

The budget provisions (Revenue Account) for the Education department of the Central and the State Governments are indicated in the table which follows:-

**Budgeted Expenditure (Plan & Non Plan) (Revenue Account) By Education Departments ( Rs. in crore)**

Year →	2010-11(Actual)		2011-12(RE)		2012-13(BE)	
	Centre	State	Centre	State	Centre	State
Plan	43536.42	26573.32	51768.20	38059.06	61407.00	48108.98
Non Plan	8368.96	155031.41	9580.82	183444.01	12632.84	201701.16
Total	51905.38	181604.73	61349.02	221503.07	74039.84	249810.14
Share of Plan Exp. to total exp. On education (%)	83.88	14.63	84.38	17.18	82.94	19.26

About 82.94% of the Central expenditure on education is under plan whereas in the case of States/UTs it is only 19.26 % in the year 2012-13.

The following table indicates the Sector-wise Expenditure on Education by Education Department incurred by both Centre and States.

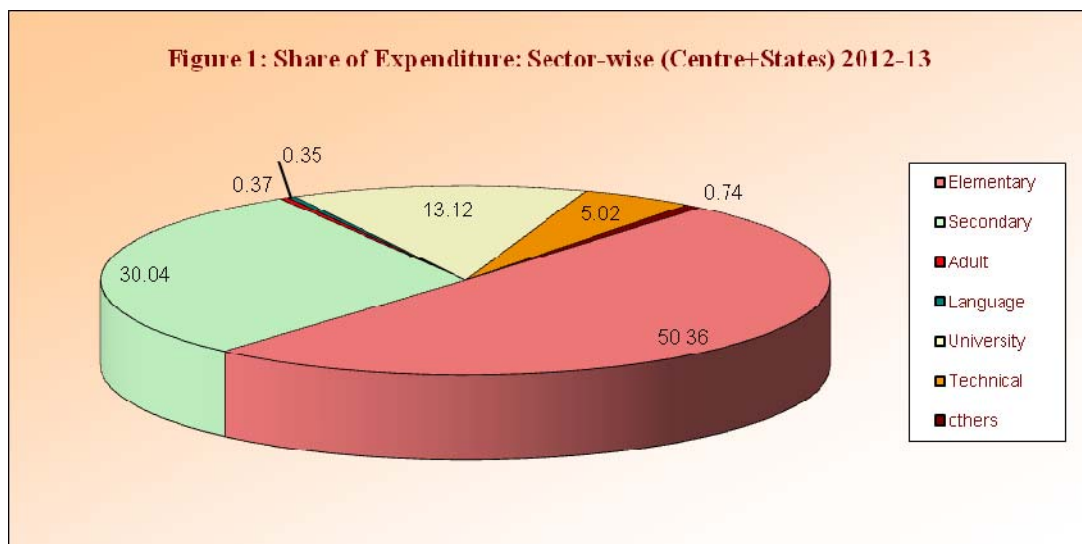
**Sector-wise Expenditure (Plan & Non Plan) on Education by Education Department  
(Revenue Account) with percentage-  
Centre and States/UTs 2012-13 (BE)**

(Rs.in crore)

	Plan Expenditure	Plan %age share	Non-Plan Expenditure	Non-Plan %age Share	Total Expenditure	Total %age Share
1.	2.	3.	4.	5.	6.	7.
Elementary Education	64717.68	59.09	98386.12	45.90	163103.80	50.36
Secondary Education	21437.08	19.57	75839.12	35.38	97276.20	30.04
Adult Education	915.87	0.84	272.60	0.13	1188.47	0.37
Language Development	295.11	0.27	844.56	0.39	1139.67	0.35
University & Hr. Education	11117.33	10.15	31387.28	14.65	42504.61	13.12
Technical Education	9949.68	9.09	6300.29	2.94	16249.97	5.02
General Education	1083.23	0.99	1304.03	0.61	2387.26	0.74
<b>Total Education</b>	<b>109515.98</b>	<b>100.00</b>	<b>214334.00</b>	<b>100.00</b>	<b>323849.98</b>	<b>100.00</b>

Elementary Education accounted for 50.36% of the total expenditure on education in 2012-13, followed by Secondary Education, which was 30.04%. The share of University & Higher Education and Technical Education was 13.12% and. 5.02% respectively.

Sector wise expenditure on education for 2012-13 has been depicted in the pie-chart (Figure-1).



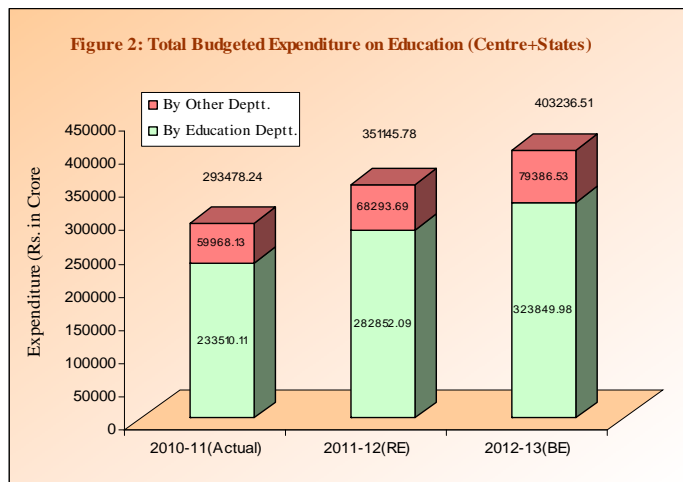
## II. ANALYSIS OF BUDGETED EXPENDITURE

Table (1) summarizes the budget provisions for education by the Education Departments and other Departments under all the three accounts viz. (i) Revenue Account, (ii) Capital Account and (iii) Loans and Advances. Besides, provisions for Centre and States/Union Territories have also been indicated separately.

Budget provisions for education and training in 2012-13 have gone up to Rs.410027.98 crore (Rs.403236.51 crore under the Revenue Account, Rs. 6755.21 crore under the capital Account and Rs. 36.26 crore under Loans and Advances), forming 13.27% of the total budget provisions. Percentage provisions for education and training for the respective accounts are 15.45% under the Revenue Account, 1.54% under the Capital Account and under Loans and Advances is 0.09 %.

The Budget Estimates 2012-13 for education by the Education Departments of the Centre and the States under all the three accounts rose to Rs. 330641.45 crore (Rs. 74039.84 crore for the Centre and Rs. 256601.61 crore for the States). This amount consists of Rs. 323849.98 crore under the Revenue Account, Rs.6755.21 crore under the Capital Account and Rs. 36.26 crore under Loans & Advances. The corresponding percentage of these accounts to the respective total budget provisions works out to 12.41%, 1.54% and 0.09%.

Figure-2 - a bar diagram indicates the extent and progress of Budgeted expenditure on education by education and other departments (Revenue Account) during 2010-11 (Actual) to 2012-13(BE).



the

The Revised Estimates of 2011-12 for expenditure on education and training by Centre and States/Union

Territories amounted to Rs.356861.42 crore (Rs.351145.78 crore under Revenue Account, Rs.5586.03 crore under Capital Account and Rs. 129.61 crore under Loans & Advances), comprising Rs.89652.98 crore by the Centre and Rs.267208.44 crore by the States/ UTs. The total Revised Estimates for education formed 13.09% of the total Revised Estimates of expenditure. The corresponding percentages for Revenue, Capital Account and Loans & Advances are 15.08%, 1.61% and 0.25% respectively.

The Revised Estimates of 2011-12 provided by the Education Departments of the Centre and States rose to Rs.288567.73 crore (Rs.61349.02 crore for the Centre and Rs.227218.71 crore for the States) constituting 10.58% of the total Revised Estimates on all the three accounts. This amount comprised Rs.282852.09 crore under the Revenue Account, Rs.5586.03 crore under the Capital Account and Rs.129.61 crore under Loans and Advances. The corresponding percentages of these accounts to the respective total Revised Estimates are 12.15%, 1.61% and 0.25%.

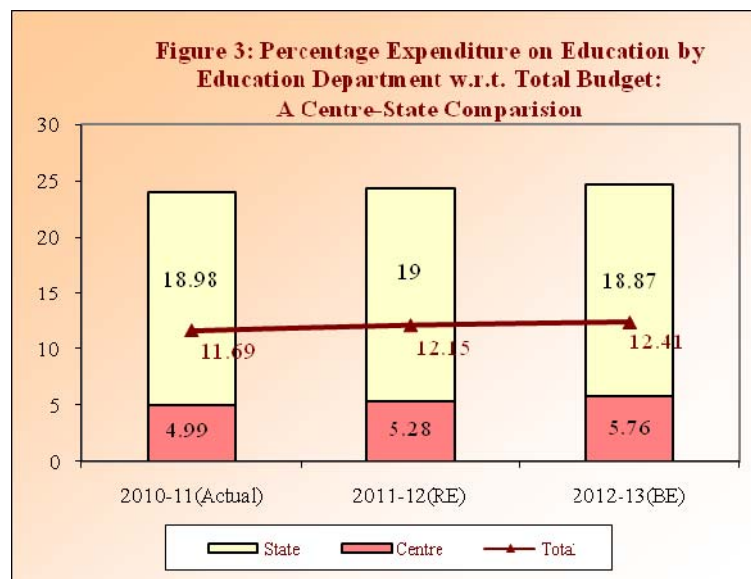
The total Actual Expenditure on education and training by the Centre and the States/Union Territories for the year 2010-11 amounted to Rs.297311.17 crore (Rs.293478.24 crore under Revenue Account, Rs.3775.92 crore under Capital Account and Rs.57.01 crore under Loans & Advances), comprising Rs.80660.74 crore by the Centre and Rs. 216650.43 crore by States/ UTs. The total expenditure on education constituted 12.72% of the total actual expenditure during 2010-11. The corresponding percentages for Revenue, Capital Account and Loans & Advances are 14.69%, 1.27% and 0.14% respectively

The total expenditure on education during the year 2010-11 (Actual) incurred by the Education Departments of the Centre and the States under all the three accounts; (Revenue Account, Capital Account, & Loans and Advances) amounted to Rs. 237343.04 crore (Rs.51905.38 crore for Centre and Rs.185437.66 crore for States) forming 10.15% of the total expenditure of Centre and States on all the three accounts. Out of this amount, Rs. 233510.11 crore is under the Revenue Account, Rs. 3775.92 crore under the Capital

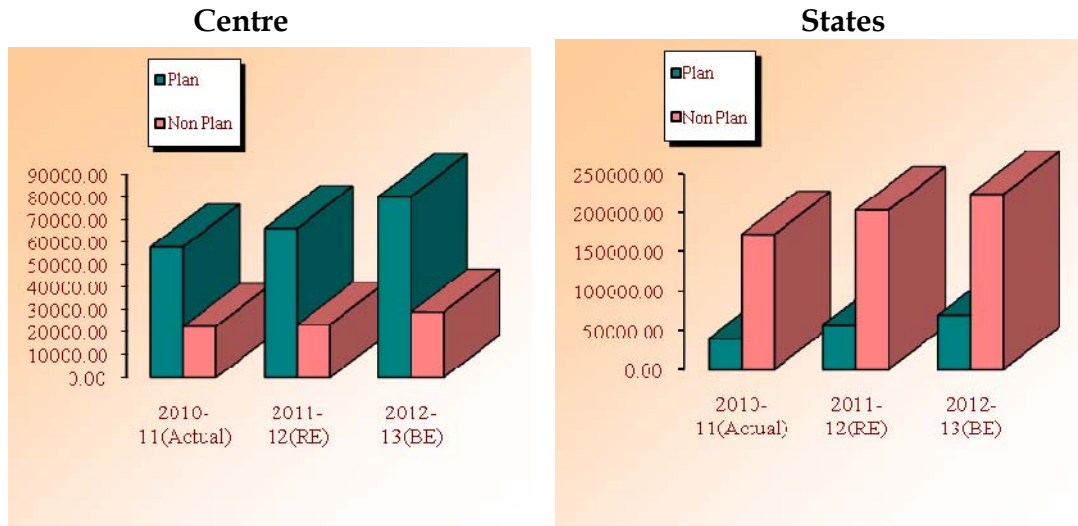
Account (outside Revenue Account) and Rs.57.01 crore under Loans and Advances. The corresponding percentages of expenditure on education under these accounts with reference to the respective total expenditure are 11.69%, 1.27% and 0.14%.

Figure-3 shows the share of expenditure on education by education department with respect the total budget on all the three accounts (Revenue Account, Capital Account, & Loans and Advances) separately for Centre and State. The figure also depicts the total share of expenditure on education by education department by both centre and state together.

Table (2) summarizes the total budget provisions (Revenue Account) for expenditure on education in respect of Education Departments as well as other departments with the break-up of Plan and Non-Plan provisions for the year 2010-11 (Actuals), 2011-12 (Revised Estimates) and 2012-13 (Budget Estimates). Figure-4 - a bar chart, depicts the Plan and non-Plan Expenditure of Centre and State incurred by Education Department. It brings out contrast in emphasis on Plan and Non-Plan expenditure by Centre and States.



**Figure-4: Plan and Non Plan Expenditure on Education: Centre -State Comparison**



The Actual Expenditure on education and training during 2010-11 by the Centre under the Revenue Account was Rs.80660.74 crore (Rs.57953.52 crore for Plan and Rs. 22707.22 crore for Non-Plan) which constituted 7.75% of the total central expenditure (Revenue Account).

The Actual Expenditure on education and training during 2010-11 by the States/Union Territories was Rs.212817.50 crore (Rs. 39540.75 crore for Plan and Rs. 173276.75 crore for Non-Plan) and formed 22.24% of the total expenditure (Revenue Account) for all States/Union Territories.

In 2010-11, the actual expenditure (Revenue Account) of Education Departments of the Centre and the States/Union Territories amounted to Rs.233510.11 crore, comprising Rs.70109.74 crore for Plan and Rs.163400.37 crore for Non-Plan, forming 11.69 % of the total expenditure on all sectors. The Central expenditure for the education departments was Rs.51905.38 crore (Rs.43536.42 crore Plan and Rs. 8368.96 crore for Non-Plan) whereas expenditure of the States/Union Territories was Rs.181604.73 crore (Rs. 26573.32 crore for Plan and Rs. 155031.41 crore for Non-Plan).

In 2011-12 the Revised Estimates for education and training by the Centre under the Revenue Account amounted to Rs.89652.98 crore (Rs.66175.88 crore for Plan and Rs.23477.10 crore for Non-Plan). The Revised Estimates for education by the Centre constituted 7.72% (19.11% for Plan and 2.88% for Non-Plan) of the total Revised Estimates of the Centre.

The Revised Estimates for education and training during 2011-12 by the States/Union Territories was Rs. 261492.80 crore (Rs.56921.83 crore for Plan and Rs. 204570.97 crore

for Non-Plan) forming 22.43% of the total Revised Estimates (Revenue Account) of all States/Union Territories.

The Revised Estimates of 2011-12 of the Education Departments of Centre and States/UTs rose to Rs. 282852.09 crore (Rs 89827.26 crore for Plan and Rs.193024.83 crore for Non-Plan) constituting 12.15% of the total Revised Estimates of expenditure on all sectors. The Revised Estimates for the Central Education Departments were Rs.61349.02 crore (Rs.51768.20 crore for Plan and Rs.9580.82 crore for Non-Plan) whereas the Revised Estimates for the States/Union Territories were Rs. 221503.07 crore (Rs. 38059.06 crore for Plan and Rs.183444.01 crore for Non-Plan). The percentage of Central Plan for the Education Departments (Revised Estimates) to the total Central Plan budget (Revised Estimates) was 14.95% while it was 1.18% in case of Non-Plan expenditure on education.

The budget estimates for 2012-13 (Revenue Account) for expenditure on education of the Centre and States/Union Territories amounted to Rs.403236.51 crore comprising Rs.323849.98 crore by the education departments and Rs. 79386.53 crore by the other departments. The total budget for education constitutes 15.45 % of the total respective budget under the Revenue Account.

The Central budget provision (Revenue Account) for education and training is Rs.109223.31 crore, comprising Rs.80104.76 crore for Plan and Rs.29118.55 crore for Non-Plan. This amount constituted 8.49% (19.05% for Plan and 3.36% for Non-Plan) of the total central budget (Revenue Account) for the year 2012-13.

The total budget provision (Revenue Account) of all States/Union territories for education and training is Rs.294013.20 crore (Rs.69156.71 crore for Plan and Rs.224856.49 crore for Non-Plan) constituting 22.21% of the total budget (Revenue Account) of all States and Union Territories.

The total budget provision (Revenue Account) of Education Departments of the Centre and the States/Union Territories for the year 2012-13 amounted to Rs.323849.98 crore, comprising Rs.109515.98 crore for Plan and Rs.214334.00 crore for Non-Plan forming 12.41% to the total budget of all sectors. The Central budget for the Education Departments was Rs.74039.84 crore (Rs.61407.00 crore for Plan and Rs.12632.84 crore for Non-Plan) whereas the budget provision for the States/Union Territories was Rs.249810.14 crore (Rs.48108.98 crore for Plan and Rs.201701.16 crore for Non-Plan). The percentage provision of Centre plan expenditure to the total plan budget was 14.60%, while it was 1.46% for Non-Plan.



Figure-5 indicates Percentage Expenditure on Education by Centre and States w.r.t their Total Budget on all sectors.

Table (3) depicts the budget provisions (Revenue Account) for education vis-à-vis training (Formal & Informal) at the Centre and in the States/Union Territories for the year 2012-13. The Figure-6(i) and Figure-6(ii) - pie-charts, corresponding to this table show that meager 2.98% of the total Centre Budget for Education spent on Training. The respective figure for States is 3.37%.

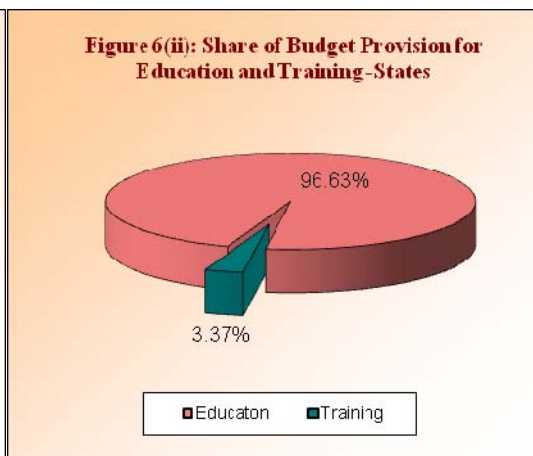
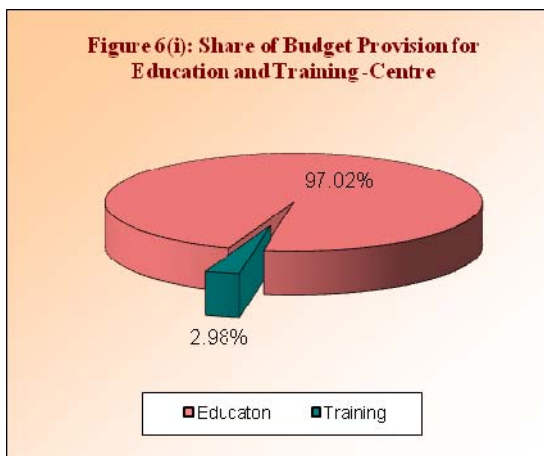
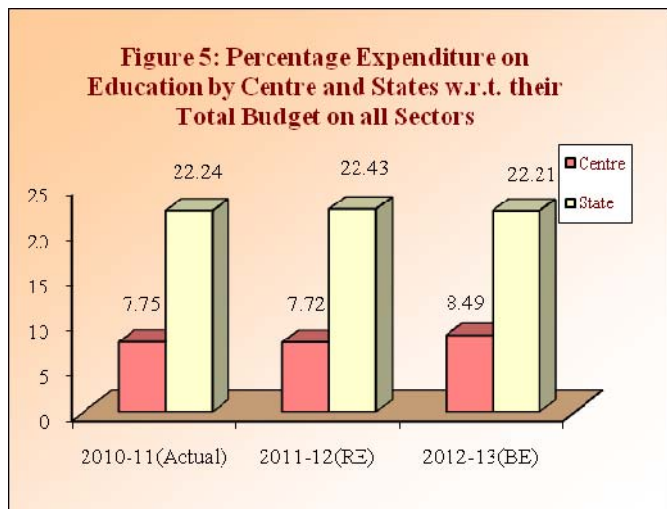


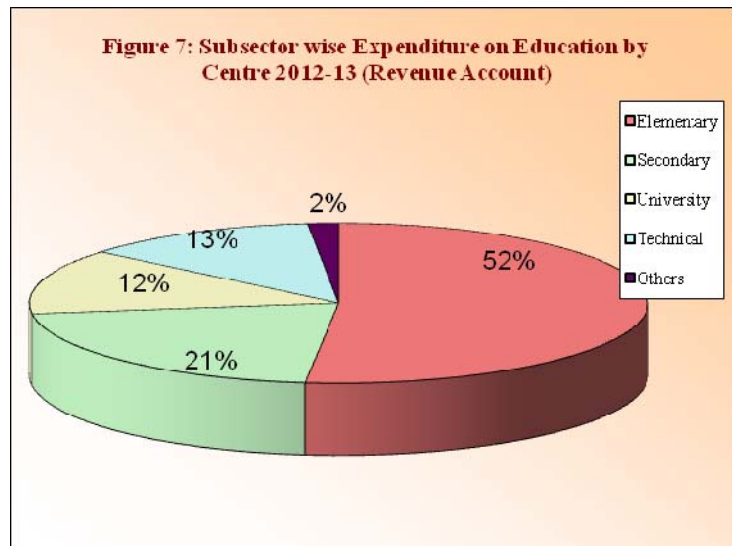
Table (4) gives the sector-wise break-up of the budgeted expenditure on education in the Central Sector of the Ministry of Human Resource Development, Departments of Education for the years 2010-11 (Actuals), 2011-12 (Revised Estimates) and 2012-13 (Budget Estimates). Besides, break-up of Plan and Non-Plan expenditure is also given.

Table (4) indicates that in 2012-13 a major share of Rs. 38298.14 crores or 51.73% of the total budget of the Department of Education is provided for Elementary Education. The second priority is given to University & Higher Education which is Rs. 15628.06 crores or 21.11%, of which the lion's share of Rs.11145.32 crore is to be operated through the University Grants Commission. The third priority is given to Secondary Education which is Rs.9773.44 crore or 13.20%; Rs.9151.60 crore or 12.36% for Technical Education and Rs.709.42 crore forming 0.96% for Adult Education and Rs.289.88 crores or 0.39% for Language Development Programmes and Rs.189.30 crores or 0.25% for general purposes including research, scholarships, international co-operation. Figure-7 - a pie-chart also depicts relative emphasis on various sub-sectors in the Central Budget (Revenue Account).

Out of the total central budget (Revenue Account), Rs. 8413.30\* crore (Rs. 6161.81 crore for Plan and Rs. 2251.49 crore for Non-Plan) has been provided for Grants-in-aid to States and Union Territories, which is about 11.36 % of the total budget of Rs. 74039.84 crore (Rs. 61407 crore for Plan and Rs. 12632.84 crore for Non-Plan) of the Education Department for the year 2012-13.

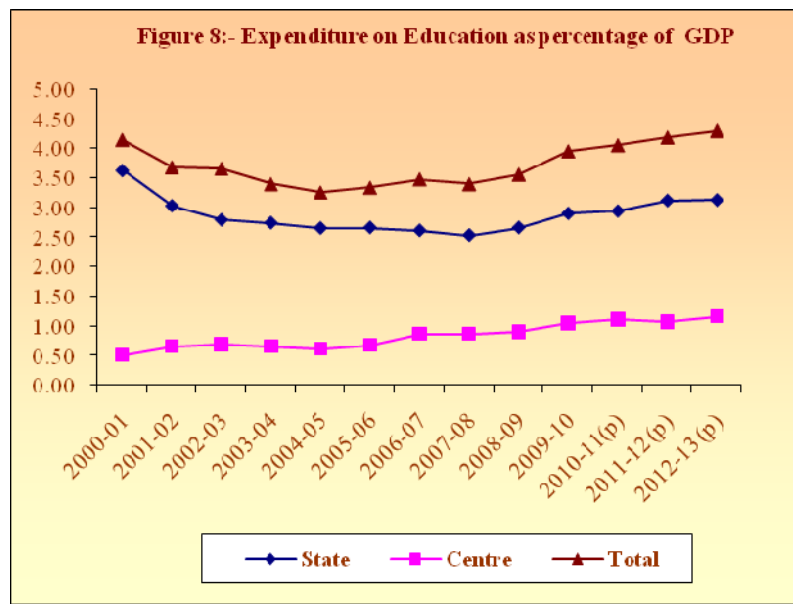
Statement (1) of the Appendices gives Ministry/Department wise details of the central budget provision for education including training (formal & informal). This provision, which was Rs109223.31 crore in 2012-13 constituted 8.49% of the total central budget. The corresponding percentage of budget provision in 2010-11 and 2011-12 as 7.75 and 7.72 respectively.

The Departments/ Ministries, other than Education Department also contribute towards education. Details may be seen in Statement 1.



### III. EXPENDITURE ON EDUCATION AS PERCENTAGE OF GROSS DOMESTIC PRODUCT (GDP)/ GROSS STATE DOMESTIC PRODUCT (GSDP)

Figure-8 based on Table 5 indicates the year-wise expenditure on education as percentage of National GDP for States, Centre and Total. It may be seen here that total expenditure on education as percentage of GDP highest (4.14%) in 2000-01 but this level could not be sustained the following year and comes down to 3.26% the year 2004-05. After that it again started increasing but very slow rate.



If we look at the percentage for Centre States separately, we found that centre's share showing an increasing trend over the years and gone up from 0.51% in 2000-01 to 1.16% in 2012-13, while state's share has declined from 3.63% in the year 2000-01 to 3.13% in 2012-13.

**The total expenditure on the Revenue Account at the all India level during 2012-13 formed 27.80% of the total Gross Domestic Product (GDP) and only 3.45% of the GDP was provided in the budgets of the education departments. When the provision for education for all departments including education departments is taken into account this percentage works out to be 4.29%.**

Table - 6 shows the absolute estimated public expenditure and estimated public expenditure on Education as percentage of Gross Domestic Product (GDP) sector wise as well as with the break up of States/UTs. and Center for the year 2010-11(Actual), 2011-12(Revised Estimates) and 2012-13(Budget Estimates). The expenditure on elementary education is about 1.80% of GDP which is maximum among all other sub sectors of education followed by secondary education which is hovering around 1.05% of GDP. Contribution made by adult education (0.01) as percentage of GDP is lowest among all the sub sectors followed by university & Higher Education and Technical education for which it is around 0.89% and 0.54% respectively.

The percentage of total budgeted expenditure of States/UTs to their Gross State Domestic Product is worked out in Table-7.

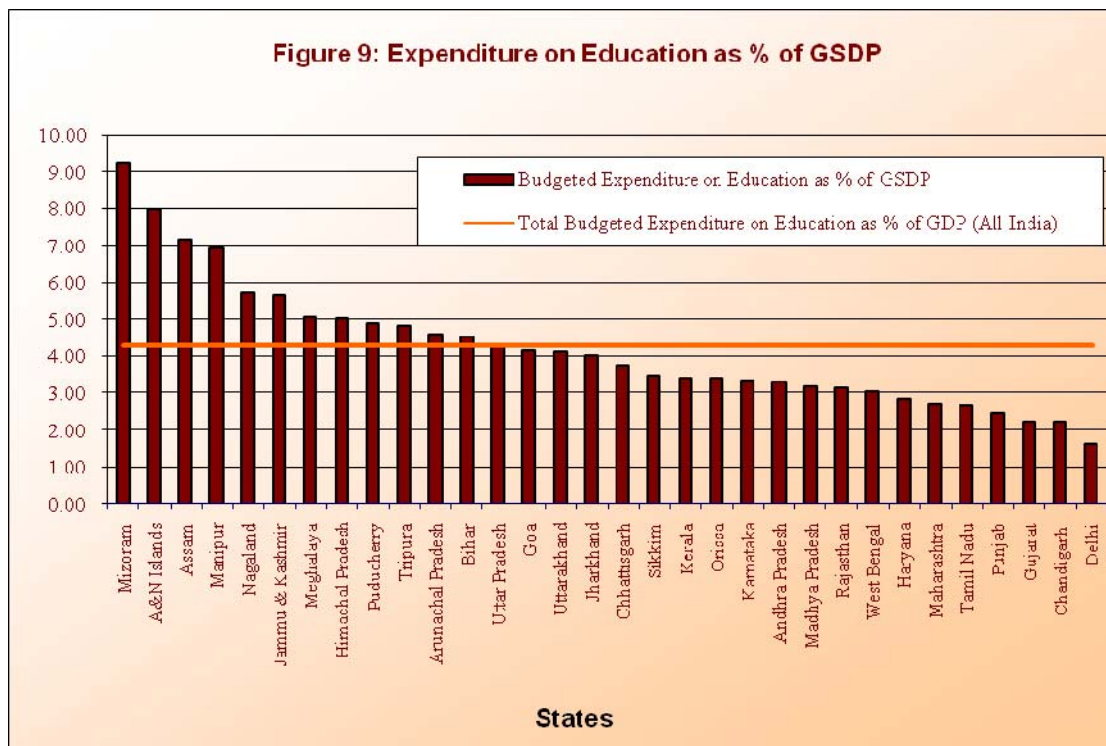


Figure-9 indicates the State-wise relationship between budgeted expenditure on education for all departments on Revenue Account in terms of the Gross State Domestic Product for the available years of various States and Union Territories for the purpose of comparative study. It is observed from the graph that the percentage of expenditure on education is below the National GDP in respect of the major states such as Delhi, Haryana, Gujarat, Punjab, West Bengal, Goa, Maharashtra, Andhra Pradesh, Odisha, Karnataka, Kerala, Tamil Nadu, Jharkhand, Rajasthan, Madhya Pradesh, Chandigarh, Uttarakhand, Chattisgarh, Sikkim and Puducherry.

#### IV. BUDGETED EXPENDITURE ON EDUCATION (CAPITAL ACCOUNT)

This head accommodates the capital expenditure outside the Revenue Account and loans and advances for all States/UTs and at the centre. Capital expenditure and loans for education are quite meager in comparison with the expenditure under Revenue Account.

Statement (27) in the Appendices indicates the State-wise capital expenditure outside the Revenue Account and loans for education made by the Education Departments of all States/UTs for the year 2010-11 (Actual) which amounted to Rs.3775.92 crore constituting 2.40% of the total capital account outside the Revenue Account. Among States, this percentage is highest in the case of Himachal Pradesh(10.37%) and no provision was made in Jammu & Kashmir and Mizoram. Among Union Territories, this percentage is in the range of 0.05% for Daman & Diu and 6.20% in Dadra & Nagar Haveli.

During 2010-11 (Actuals), the total loans provided by the Education Departments of all States/UTs amounted to Rs.57.01 crore forming 0.23% of the total loan and advances. Among Union Territories, only Delhi has made a provision of Rs.50.00 crore loans for education.

Statement (28) in the Appendices shows the Revised Estimates of capital expenditure on education for all States/UTs in 2011-12 which increased to Rs.5586.03 crore forming 2.77% of the total capital expenditure outside the Revenue Account for all States/UTs. This percentage varies from 0.00% in Assam to 13.10% in Tripura. Among Union Territories, the highest percentage is observed in Dadra & Nagar Haveli 5.32% and the lowest in Daman and Diu 0.03%.

Loans and advances for education provided by education departments of all States/UTs amounted to Rs.129.61 crore or 0.32% of the total loans and advances for all States/UTs. Among States, this percentage is highest in the case of Goa (12.43%) and lowest in the case of West Bengal (0.01). No provision has been made other than the States of Andhra Pradesh, Assam, Goa, Madhya Pradesh, Odisha, Rajasthan and West Bengal under this head. Among the Union Territories only Delhi had made some provision under this head.

Statement (29) in the Appendices shows State/UT-wise capital expenditure outside the Revenue Account and loans for education provided by the Education Departments for the years 2012-13 (Budget Estimates). The total budgeted capital expenditure outside the Revenue Account proposed for education amounts to Rs.6755.21 crore forming 2.77% of the total capital expenditure outside the Revenue Account for all States/UTs. This percentage is highest in the case of West Bengal (8.28%) and the lowest in the case of Maharashtra(0.46%). Among Union Territories, it ranged from 0.07% in Daman & Diu to 14.27 % in Lakshadweep.

A provision of Rs.36.26 crore was made for loans for education by the Education Departments of all States/UTs taken together, constituting 0.12% of the total loans and advances for Education department. The highest percentage is in the case of Sikkim (92.59%) and lowest in the case of West Bengal ( 0.01%). No provision for loans was made other than the States of Assam, Goa, Madhya Pradesh , Odisha, Rajasthan, Sikkim and West Bengal and Delhi. No provision for loans was made by the Union Territories.

Table (8) indicates the States/Union Territory-wise percentage provision for education to the total State budget under the capital account and loans & advances for the year 2010-11 (Actuals), 2011-12(Revised Estimates) and 2012-13 (Budget Estimates).

## **V. BUDGETED EXPENDITURE ON EDUCATION (REVENUE AND CAPITAL ACCOUNT)**

Statement (30) in the Appendices gives in summary form the budget provision for education by the Education Departments under all the three accounts i.e. (i) Revenue Account, (ii) capital Account (outside Revenue Account) and (iii) Loans & Advances during the year 2012-13 (BE). The provisions have been indicated separately for each State and Union Territory and for the Centre.

Col. (3) of the Statement indicates the total Revenue Account for the Education Departments Rs.323849.98 crore which comprises Rs. 243063.08 crore for States, Rs.6747.06 crore for Union Territories and Rs. 74039.84 crore for the Centre. According to the State-wise distribution of funds for education by the Education Departments under the Revenue Account, the highest amount of Rs.31211.72 crore is proposed by Maharashtra followed by Uttar Pradesh Rs. 29053.08 crore and Andhra Pradesh Rs. 18040.61 crore.

Similarly, under Col.(6), the total capital expenditure on education comes to Rs.6755.21 crore comprising Rs. 6087.38 crore for the State Education Departments, Rs.667.83 crore for the Union Territories Education Departments and Rs. 0.00 crore for the Centre.

A total amount of Rs. 36.26 crore is shown as loans for education under col.(9) comprising for State education Departments and Union Territories Education

Departments and the Centre have no provision under this head.

In terms of percentages, 18.87% of the total Revenue Account of all Departments for all States/UTs has been provided for education while 5.76% is proposed for the Centre. The combined percentage of education departments of the States/UTs and the centre to the total budget (Revenue Account) works out to 12.41%.

The percentage provision on the capital account outside the Revenue Account of the Education Departments for all States/UTs works out to 2.76% while for the Centre, it was nil. The combined percentage provision for States/UTs and the Centre is 1.54%.

The share of loans for education by the Education Departments of all States and Union Territories to the total loans and advances is 0.12% and no amount is proposed for the Centre and Union Territories departments.

The combined percentage provision made by the Education Departments of all States/UTs and the Centre on Revenue account, Capital Account and Loans to the total Revenue Account, Capital Account and Loans and Advances works out to 10.70% (16.04% for States/UTs and 4.97% for the centre).

Statement No.33 in the Appendices shows the Total State Budget of all States/UTs and Centre for the year 2010-11 (Actuals), 2011-12 (Revised Estimates) and Budget-Estimates for 2012-13.

\*\*\*

**VI. METHOD OF ESTIMATION OF SECTOR-WISE EXPENDITURE ON EDUCATION.**

In Table-6 the sector-wise Public expenditure for various sectors viz. Elementary Education, Secondary Education, University & Higher Education, Adult Education and Technical Education contains expenditure on these sectors by other departments also included while incorporating the expenditure of other Departments in various sectors, the expenditure incurred by Ministries of Railways, Defence, Labour and Employment, Social Justice & Empowerment, Culture, Tribal Development, Development of North Eastern Region and Department of Women & Child Development mainly goes towards Elementary and Secondary Education sectors and therefore expenditure incurred by these Ministries has been counted towards Elementary & Secondary Education sectors. This expenditure has been thereafter segregated into Elementary and Secondary in the same proportion as that of the expenditure incurred by the Education Department on these two sectors.

Expenditure incurred by the Ministries of Agriculture, Civil Aviation, Finance, Home Affairs, External Affairs, Environment & Forests, Rural Development, Panchayat Raj, Shipping, Road Transport & Highways, Tourism, Urban Development, Water Resources, Youth Affairs & Sports and Consumer Affairs, Food & Public Distribution presumably mainly goes to towards Higher Education sector and therefore expenditure incurred by these Ministries has been counted towards University & Higher Education sector.

Expenditure incurred by the Ministries of Health & Family Welfare, Information & Broadcasting, Power, Science & Technology, Small Scale Industries, Earth Science and Mines goes towards Technical Education sector same as above.

As regard to expenditure incurred by other departments of States, separate ministry wise break up is not available. Therefore to arrive at the sub sector wise expenditure of other departments of States Governments, same ratio has been used as found in case of other departments' expenditure of education at the centre.

The above methodology has been adopted with the approval of Secretary (HE) in file No. 7-1/2008-P&M.



# **ANALYTICAL TABLES**

Table No. (1) - Budgeted Expenditure on Education by Education Department and Other Department

(Rupees in Crore)

	Actuals ( 2010-11)			Revised Estimates ( 2011-112)			Budget Estimates ( 2012 -13 )											
	Expenditure on Education		Total	Expenditure on Education		Total	Expenditure on Education		Total									
1	Department	Other Department		Department	Other Department		Department	Other Department		2	3	4	5	6	7	8	9	10
<b>Centre</b>																		
Revenue	51905.38	28755.36	80660.74	61349.02	28303.96	89652.98	74039.84	35183.47	109223.31	(4.99)	(2.76)	(7.75)	(5.28)	(2.44)	(7.72)	(5.76)	(2.73)	(8.49)
Capital	0.00	0.00	0.00	0.00	0.00	0.00	0.00	0.00	0.00	(0.00)	(0.00)	(0.00)	(0.00)	(0.00)	(0.00)	(0.00)	(0.00)	(0.00)
Loans and Advances	0.00	0.00	0.00	0.00	0.00	0.00	0.00	0.00	0.00	(0.00)	(0.00)	(0.00)	(0.00)	(0.00)	(0.00)	(0.00)	(0.00)	(0.00)
Total	51905.38	28755.36	80660.74	61349.02	28303.96	89652.98	74039.84	35183.47	109223.31	(4.34)	(2.40)	(6.74)	(4.65)	(2.15)	(6.80)	(4.97)	(2.36)	(7.33)
<b>States/UTs</b>																		
Revenue	181604.73	31212.77	212817.50	221503.07	39989.73	261492.80	249810.14	44203.06	294013.20	(18.98)	(3.26)	(22.24)	(19.00)	(3.43)	(22.43)	(18.87)	(3.34)	(22.21)
Capital	3775.92	0.00	3775.92	5586.03	0.00	5586.03	6755.21	0.00	6755.21	(2.40)	(0.00)	(2.40)	(2.77)	(0.00)	(2.77)	(2.76)	(0.00)	(2.76)
Loans and Advances	57.01	0.00	57.01	129.61	0.00	129.61	36.26	0.00	36.26	(0.23)	(0.00)	(0.23)	(0.32)	(0.00)	(0.32)	(0.12)	(0.00)	(0.12)
Total	185437.66	31212.77	216650.43	227218.71	39989.73	267208.44	256601.61	44203.06	300804.67	(16.27)	(2.74)	(19.01)	(16.14)	(2.84)	(18.98)	(16.04)	(2.76)	(18.80)
<b>Total(Centre + States/UTs)</b>																		
Revenue	233510.11	59968.13	293478.24	282852.09	68293.69	351145.78	323849.98	79386.53	403236.51	(11.69)	(3.00)	(14.69)	(12.15)	(2.93)	(15.08)	(12.41)	(3.04)	(15.45)
Capital	3775.92	0.00	3775.92	5586.03	0.00	5586.03	6755.21	0.00	6755.21	(1.27)	(0.00)	(1.27)	(1.61)	(0.00)	(1.61)	(1.54)	(0.00)	(1.54)
Loans and Advances	57.01	0.00	57.01	129.61	0.00	129.61	36.26	0.00	36.26	(0.14)	(0.00)	(0.14)	(0.25)	(0.00)	(0.25)	(0.09)	(0.00)	(0.09)
Total	237343.04	59968.13	297311.17	288567.73	68293.69	356861.42	330641.45	79386.53	410027.98	(10.15)	(2.57)	(12.72)	(10.58)	(2.51)	(13.09)	(10.70)	(2.57)	(13.27)

NOTE--Figures in brackets indicate percentage to total Budget of all Sectors.

Table No. (2) - Budgeted Expenditure (Plan and Non-Plan) by Education and Other Departments (Revenue Account)

(Rupees in Crore)

	Actuals ( 2010-11)			Revised Estimates ( 2011-12)			Budget Estimates ( 2012 -13 )		
	Expenditure on Education			Expenditure on Education			Expenditure on Education		
	Education Department	Other Department	Total	Education Department	Other Department	Total	Education Department	Other Department	Total
1	2	3	4	5	6	7	8	9	10
<b><u>Centre</u></b>									
Plan	43536.42 (13.85)	14417.10 (4.59)	57953.52 (18.44)	51768.20 (14.95)	14407.68 (4.16)	66175.88 (19.11)	61407.00 (14.60)	18697.76 (4.45)	80104.76 (19.05)
Non Plan	8368.96 (1.15)	14338.26 (1.97)	22707.22 (3.12)	9580.82 (1.18)	13896.28 (1.70)	23477.10 (2.88)	12632.84 (1.46)	16485.71 (1.90)	29118.55 (3.36)
Total	51905.38 (4.99)	28755.36 (2.76)	80660.74 (7.75)	61349.02 (5.28)	28303.96 (2.44)	89652.98 (7.72)	74039.84 (5.76)	35183.47 (2.73)	109223.31 (8.49)
<b><u>States/Uts</u></b>									
Plan	26573.32 (12.65)	12967.43 (6.18)	39540.75 (18.83)	38059.06 (13.34)	18862.77 (6.61)	56921.83 (19.95)	48108.98 (14.55)	21047.73 (6.36)	69156.71 (20.91)
Non Plan	155031.41 (20.75)	18245.34 (2.44)	173276.75 (23.19)	183444.01 (20.83)	21126.96 (2.40)	204570.97 (23.23)	201701.16 (20.31)	23155.33 (2.33)	224856.49 (22.64)
Total	181604.73 (18.98)	31212.77 (3.26)	212817.50 (22.24)	221503.07 (19.00)	39989.73 (3.43)	261492.80 (22.43)	249810.14 (18.87)	44203.06 (3.34)	294013.20 (22.21)
<b><u>Total(Centre + States/Uts)</u></b>									
Plan	70109.74 (13.37)	27384.53 (5.22)	97494.27 (18.59)	89827.26 (14.22)	33270.45 (5.27)	123097.71 (19.49)	109515.98 (14.58)	39745.49 (5.29)	149261.47 (19.87)
Non Plan	163400.37 (8.18)	32583.60 (1.63)	195983.97 (9.81)	193024.83 (11.38)	35023.24 (2.06)	228048.07 (13.44)	214334.00 (11.53)	39641.04 (2.13)	253975.04 (13.66)
Total	233510.11 (11.69)	59968.13 (3.00)	293478.24 (14.69)	282852.09 (12.15)	68293.69 (2.89)	351145.78 (15.04)	323849.98 (12.41)	79386.53 (3.04)	403236.51 (15.45)

NOTE--Figures in brackets indicate percentage to total Budget of all Sectors.

Table No. (3) - Budgeted Expenditure on Education and Training (Revenue Account)

(Rupees in Crore)

	Actuals ( 2010-11)			Revised Estimates ( 2011-112)			Budget Estimates ( 2012 -13)		
1	Centre 2	States/Uts 3	Total 4	Centre 5	States/Uts 6	Total 7	Centre 8	States/Uts 9	Total 10
<b>Education</b>									
Education Deptts	51905.38 (4.99)	181604.73 (18.98)	233510.11 (11.69)	61349.02 (5.28)	221503.07 (19.00)	282852.09 (12.15)	74039.84 (5.76)	249810.14 (18.87)	323849.98 (12.41)
Other Depts	26562.16 (2.55)	24602.89 (2.57)	51165.05 (2.56)	25984.47 (2.24)	31312.40 (2.69)	57296.87 (2.46)	31924.91 (2.48)	34295.76 (2.59)	66220.67 (2.54)
Total	78467.54 (7.54)	206207.62 (21.55)	284675.16 (14.25)	87333.49 (7.52)	252815.47 (21.69)	340148.96 (14.61)	105964.75 (8.24)	284105.90 (21.46)	390070.65 (14.95)
<b>Training</b>									
Formal	1921.8 (0.18)	6328.31 (0.66)	8250.11 (0.41)	2049.00 (0.18)	8354.64 (0.71)	10403.64 (0.45)	2915.80 (0.23)	9494.65 (0.72)	12410.45 (0.47)
Informal	271.40 (0.03)	281.57 (0.03)	552.97 (0.03)	270.49 (0.02)	322.69 (0.03)	593.18 (0.02)	342.76 (0.02)	412.65 (0.03)	755.41 (0.03)
Total	2193.20 (0.21)	6609.88 (0.69)	8803.08 (0.44)	2319.49 (0.20)	8677.33 (0.74)	10996.82 (0.47)	3258.56 (0.25)	9907.30 (0.75)	13165.86 (0.50)
Grand Total	80660.74 (7.75)	212817.50 (22.24)	293478.24 (14.69)	89652.98 (7.72)	261492.80 (22.43)	351145.78 (15.04)	109223.31 (8.49)	294013.20 (22.21)	403236.51 (15.45)

NOTE---Figures in brackets indicate percentage to total Budget of all Sectors.

**Table-4 Budgeted Expenditure on Education by Education Department of Central Government (Revenue Account)**  
(Rs in thousands)

S.No.	Sectors	Actuals ( 2010-11)			Revised Estimates ( 2011-112)			Budget Estimates ( 2012 -13 )		
		Plan	Non-Plan	total	Plan	Non-Plan	total	Plan	Non-Plan	total
		2	3	4	5	6	7	8	9	10
	<b>Elementary Education</b>									
1	Teachers Training(Strengthening of Teachers Training Institutions)	3402400	0	3402400	3765000	0	3765000	5000000	0	5000000
2	Sarva Siksha Abhiyan	196369000	0	196369000	210000000	0	210000000	255550000	0	255550000
3	Mid Day Meal	88592800	0	88592800	103800000	0	103800000	119370000	0	119370000
4	National Bal Bhawan Society	90900	60800	151700	140000	66500	206500	140000	71400	211400
5	Mahila Samakhya(EAP)	458100	0	458100	500000	0	500000	600000	0	600000
6	Scheme for providing Quality Education in Madrassas	1014700		1014700	1500000	0	1500000	1750000	0	1750000
7	Infrastructure Development In Minority Institution(IDMI)	229800		229800	500000	0	500000	500000	0	500000
8	National Investment Fund	2881200	0	2881200	0	0	0	0	0	0
	<b>TOTAL Elementary Education</b>	<b>293038900</b>	<b>60800</b>	<b>293099700</b>	<b>320205000</b>	<b>66500</b>	<b>320271500</b>	<b>382910000</b>	<b>71400</b>	<b>382981400</b>
	Source: Outcome Budget for the Year 2012-13									

**Table-4 Budgeted Expenditure on Education by Education Department of Central Government (Revenue Account)**  
(Rs in thousands)

S.No.	Sectors	Actuals ( 2010-11)			Revised Estimates ( 2011-112)			Budget Estimates ( 2012 -13 )		
		Plan	Non-Plan	total	Plan	Non-Plan	total	Plan	Non-Plan	total
		2	3	4	5	6	7	8	9	10
	<b>Secondary Education</b>									
1	NCERT	400000	1191700	1591700	250000	1982400	2232400	150000	2127000	2277000
2	KVS	4500000	17647900	22147900	3500000	18850000	22350000	3500000	20862400	24362400
3	NIOS	112500	0	112500	150000	0	150000	1000	0	1000
4	Navodaya Vidyalaya Samiti	12850000	3704000	16554000	12000000	4219000	16219000	12500000	4510500	17010500
5	Central Tibetan School Society	80000	350800	430800	80000	416500	496500	60000	430000	490000
6	I E D S S (disabled child)	803400	0	803400	1000000	0	1000000	700000	0	700000
7	Information & Communication Technology (ICT) in Schools	3860300	0	3860300	5000000	0	5000000	3500000	0	3500000
8	Access & Equity	5700	0	5700	1500	0	1500	1000	0	1000
9	Joint Indo Mongolian School at Ulaanbaator, Mongolia	0	0	0	10000	0	10000	10000	0	10000
11	Vocationalisation of Education	0	0	0	250000	0	250000	1000000	0	1000000
10	National Scheme for Incentive to Girls for Sec Edn(SUCCESS)	725400	0	725400	1635000	0	1635000	1000000	0	1000000
11	Construction of Girls Hostels for sec/hr sec schools	560400	0	560400	2499500	0	2499500	4500000	0	4500000
12	National Award to Teachers	0	0	0	0	20000	20000	0	28000	28000
13	Rashtriya Madhyamic Shiksha Abhiyan(RMSA)	14819700	0	14819700	24239000	0	24239000	31240000	0	31240000
14	Setting up of 6000 Model Schools at Block Level	4801200	0	4801200	12000000	0	12000000	10800000	0	10800000
15	National Means cum Merit Scholarship for Studying in Class	497900	0	497900	700000	0	700000	700000	0	700000
16	Appointment of Language Teachers	61300	0	61300	50000	0	50000	58000	0	58000
17	Secretariat *	0	28700	28700	0	53600	53600	0	56500	56500
18	Other Programmes	5000	18000	23000	0	0	0	0	0	0
	<b>Total Secondary Education</b>	<b>44082800</b>	<b>22941100</b>	<b>67023900</b>	<b>63365000</b>	<b>25541500</b>	<b>88906500</b>	<b>69720000</b>	<b>28014400</b>	<b>97734400</b>

**Table-4 Budgeted Expenditure on Education by Education Department of Central Government (Revenue Account)**  
(Rs in thousands)

S.No.	Sectors	Actuals ( 2010-11)			Revised Estimates ( 2011-112)			Budget Estimates ( 2012 -13 )		
		Plan	Non-Plan	total	Plan	Non-Plan	total	Plan	Non-Plan	total
		2	3	4	5	6	7	8	9	10
	<b>University &amp; Higher Education</b>									
1	UGC	42225500	39035900	81261400	52445000	43706400	96151400	63511500	47941700	111453200
2	Establishment of Rural University	44600	10700	55300	50000	13700	63700	60000	14300	74300
3	AIU	6000	3200	9200	6000	3200	9200	6500	3200	9700
4	Zakir Hussain Memorial Trust Delhi	0	0	0	0	0	0	0	0	0
5	Setting up of Commonwealth University COL	0	40000	40000	0	40000	40000	0	50000	50000
6	Shastri Indo-Canadian Institute	0	27700	27700	0	27700	27700	0	27700	27700
7	IIAS Simla	41945	54500	96445	48000	72500	120500	55000	77200	132200
8	National Research Professors Project of History of Indian Science,Philosophy & Culture	0	0	0	0	13000	13000	0	13000	13000
9	Assistance to state govt or degree colleges	11000	0	11000	11000	0	11000	15000	0	15000
10	Education Loan Interest Subsidy	0	0	0	100000	0	100000	100000	0	100000
11	ICSSR	2032800	0	2032800	6400000	0	6400000	8000000	0	8000000
12	ICHR	279798	571200	850998	340000	439800	779800	1000000	472400	1472400
13	ICPR	50999	62500	113499	70000	101800	171800	80000	107900	187900
14	ICPR	39214	33900	73114	50000	41500	91500	60000	44600	104600
15	Estb of Tribunals,NCHER,NFC etc	0	0	0	0	0	0	20000	0	20000
16	National Mission on Teachers & Trn	0	0	0	0	0	0	10000	0	10000
17	Incentivising of States for expansion,inclusion & excellence	0	0	0	0	100	100	10000	100	10100
18	Refund of Income Tax	0	0	0	0	16400	16400	0	16400	16400
19	Improvement in salary scales of University & Colleges	0	58500	58500	0	500000	500000	0	22500000	22500000
	<b>TOTAL University &amp; Higher Education</b>	<b>44731856</b>	<b>39898100</b>	<b>84629956</b>	<b>59520000</b>	<b>44976100</b>	<b>104496100</b>	<b>72928000</b>	<b>71268500</b>	<b>144196500</b>

**Table-4 Budgeted Expenditure on Education by Education Department of Central Government (Revenue Account)**  
(Rs in thousands)

S.No.	Sectors	Actuals ( 2010-11)			Revised Estimates ( 2011-112)			Budget Estimates ( 2012 -13 )		
		Plan	Non-Plan	total	Plan	Non-Plan	total	Plan	Non-Plan	total
		2	3	4	5	6	7	8	9	10
	<b>Language Development</b>									
1	Directorate of Hindi	90461	93800	184261	130000	111700	241700	150000	118000	268000
2	Grants to Hindi Shiksha Mandal Agra( KHS)	71900	137600	209500	85000	145600	230600	100000	154200	254200
3	Education in Human Values Area Intensive and Madarsa	9212	0	9212	0	0	0	0	0	0
4	Modernisation programme	0	0	0	0	0	0	0	0	0
5	National Council For Promotion Of Urdu	239900	0	239900	235000	0	235000	280000	0	280000
6	Commission for Scientific & Technical Terminology	41947	27700	69647	60000	29100	89100	70000	30900	100900
7	Central Institute of Indian Languages Mysore	211402	91900	303302	340000	113600	453600	450000	118700	568700
8	Appointment of Language Teacher	0	0	0	0	0	0	0	0	0
9	Promotion of Sindhi Language	15000	0	15000	20000	0	20000	25000	0	25000
10	Development of Tamil Language	108895	0	108895	160000	0	160000	160000		160000
11	Rashtriya Sanskrit Sansthan	515000	369800	884800	550000	490000	1040000	600000	522000	1122000
12	Maharishi Sandipani Rashtriya Ved Vidya Pratisthan	120000	0	120000	120000	0	120000	120000	0	120000
13	Production of books in Regional/ Modern Indian Languages&	0	0	0	0	0	0	0	0	0
	<b>TOTAL Language Development</b>	<b>1423717</b>	<b>720800</b>	<b>2144517</b>	<b>1700000</b>	<b>890000</b>	<b>2590000</b>	<b>1955000</b>	<b>943800</b>	<b>2898800</b>



**Table-4 Budgeted Expenditure on Education by Education Department of Central Government (Revenue Account)**  
(Rs in thousands)

S.No.	Sectors	Actuals ( 2010-11)			Revised Estimates ( 2011-112)			Budget Estimates ( 2012 -13 )		
		Plan	Non-Plan	total	Plan	Non-Plan	total	Plan	Non-Plan	total
		2	3	4	5	6	7	8	9	10
	<b>Book Promotion</b>									
1	National Book Trust	125343	160200	285543	120000	175000	295000	189800	187300	377100
2	Grants for book promotion Activities	0	0	0	0	0	0	200	0	200
3	Intellectual Property Education, Research & Public	0	0	0	40000	0	40000	60000	0	60000
	<b>TOTAL Book Promotion</b>	<b>125343</b>	<b>160200</b>	<b>285543</b>	<b>160000</b>	<b>175000</b>	<b>335000</b>	<b>250000</b>	<b>187300</b>	<b>437300</b>
	<b>Planning &amp; Administration</b>									
1	Auroville Management	90000		90000	98000		98000	110000		110000
2	Educational Institution Abroad	0	0	0	0	67500	67500	0	69100	69100
3	UNESCO related Activities	16071	111800	127871	20000	127700	147700	100000	143200	243200
4	Strengthening of External Academic Relations	0	0	0	2000	0	2000	1000	0	1000
5	NEUPA	101359	0	101359	140000	0	140000	160000	0	160000
6	Expenditure on Seminars, Meetings etc	0	0	0	0	4200	4200	0	5000	5000
7	Expansion on Mission de Linde in Paris	0	0	0	0	0	0	1000	0	1000
8	Discretionary grants by Ministers	0	0	0	0	400	400	0	0	0
9	NNMME	0	0	0	0	0	0	0	0	0
10	Collection of Edn Statistics	0	0	0	0	0	0	10000	0	10000
11	Secretariat	4555	528100	532655	30000	782100	812100	15000	841400	856400
	<b>TOTAL (Planning &amp; Administration)</b>	<b>211985</b>	<b>639900</b>	<b>851885</b>	<b>290000</b>	<b>981900</b>	<b>1271900</b>	<b>397000</b>	<b>1058700</b>	<b>1455700</b>

**Table-4 Budgeted Expenditure on Education by Education Department of Central Government (Revenue Account)**  
(Rs in thousands)

S.No.	Sectors	Actuals ( 2010-11)			Revised Estimates ( 2011-112)			Budget Estimates ( 2012 -13 )		
		Plan	Non-Plan	total	Plan	Non-Plan	total	Plan	Non-Plan	total
		2	3	4	5	6	7	8	9	10
	<b>Scholarship</b>									
1	Scholarship to Students from Non Hindi Speaking Area	0	0	0	0	15000	15000	0	15000	15000
2	Scholarship to Indian Students going Abroad	0	3300	3300	0	8000	8000	0	8000	8000
3	Scholarship for College/University students	1074177	0	1074177	1800000	0	1800000	2500000	0	2500000
4	National Loan Scholarship	0	0	0	0	200	200	0	200	200
5	Other Charges	0	0	0	0	900	900	0	900	900
	<b>TOTAL Scholarship</b>	<b>1074177</b>	<b>3300</b>	<b>1077477</b>	<b>1800000</b>	<b>24100</b>	1824100	<b>2500000</b>	<b>24100</b>	2524100
	<b>Distance Learning</b>									
1	IGNOU	489900	0	489900	500000	10000	510000	550000	10000	560000
2	National Mission in Education through ICT	4599624	0	4599624	8500000	0	8500000	8500000	0	8500000
3	State Open University	442200	0	442200	500000	0	500000	500000	0	500000
	<b>Total Distance Learning</b>	<b>5531724</b>	<b>0</b>	<b>5531724</b>	<b>9500000</b>	<b>10000</b>	<b>9510000</b>	<b>9550000</b>	<b>10000</b>	9560000

**Table-4 Budgeted Expenditure on Education by Education Department of Central Government (Revenue Account)**  
(Rs in thousands)

S.No.	Sectors	Actuals ( 2010-11)			Revised Estimates ( 2011-112)			Budget Estimates ( 2012 -13 )		
		Plan	Non-Plan	total	Plan	Non-Plan	total	Plan	Non-Plan	total
		2	3	4	5	6	7	8	9	10
	<b>Technical Education</b>									
1	A I C T E	2199900	0	2199900	2300000	10000	2310000	4000000	10000	4010000
2	N I T	9000000	4895100	13895100	9100000	6282700	15382700	10000000	6992600	16992600
3	N I T T R s	270000	520200	790200	350000	540000	890000	350000	608100	958100
4	Programme for Apprenticeship Training-Scholarship & Stipends	0	254000	254000	445000	182200	627200	465000	182200	647200
5	Board of Apprenticeship Training Bombay,Calcutta,Kanpur &Madras	390650	0	390650	35000	91400	126400	35000	97800	132800
6	I I S Bangalore	950000	1726500	2676500	1040000	2235300	3275300	1500000	2185300	3685300
7	Community Polytechnic	305666	0	305666	1020000	0	1020000	1500000	0	1500000
8	Polytechnic for Disabled	35220	0	35220	50000	0	50000	50000	0	50000
9	Assistance to States for existing & setting of New Polytechnics	5454000	0	5454000	8400000	0	8400000	8400000	0	8400000
10	Indian Institute of Management	999920	24100	1024020	1500000	364300	1864300	1800000	385200	2185200
11	National Institute of Industrial Engineering Mumbai	312500	216900	529400	370000	254300	624300	370000	306700	676700
12	National Institute of Foundry & Forge Technology Ranchi	120000	111400	231400	140000	131700	271700	160000	141100	301100
13	School of Planning & Architecture	90000	130800	220800	100000	179800	279800	100000	194200	294200
14	Sant Longowal Institute of Engineering & Technology Sangrur	10000	120000	130000	160000	259400	419400	160000	278600	438600
15	I I T Allahabad	300000	57200	357200	450000	140000	590000	500000	158700	658700
16	Indian School of Mines ,Dhanbad	890000	334700	1224700	1000000	433100	1433100	1100000	466000	1566000
17	I I I T M Gwalior	200000	72900	272900	300000	93800	393800	350000	98300	448300
18	I I T	9450000	9977100	19427100	11460000	11189400	22649400	12000000	11980100	23980100
19	IIT Madras Res Park		0	0	0	0	0		0	0
20	Indian Nat Digi Lib in Eng Sci & Tech Consortium	0	427500	427500	0	380000	380000	0	263400	263400

**Table-4 Budgeted Expenditure on Education by Education Department of Central Government (Revenue Account)**  
(Rs in thousands)

S.No.	Sectors	Actuals ( 2010-11)			Revised Estimates ( 2011-112)			Budget Estimates ( 2012 -13 )		
		Plan	Non-Plan	total	Plan	Non-Plan	total	Plan	Non-Plan	total
		2	3	4	5	6	7	8	9	10
21	IIIT, Desigh & Manufacturing at Kanchipuram	200000	0	200000	700000	0	700000	800000	0	800000
22	IIIT at Jabalpur	450000	0	450000	400000	0	400000	450000	0	450000
23	CIT Kokrajhar	90000	0	90000	200000	0	200000	220000	0	220000
24	Setting up of New 3 IIT	2500000	0	2500000	5000000	0	5000000	8000000	0	8000000
25	Setting up of New SPA	240000	0	240000	250000	0	250000	350000	0	350000
26	I I S E R	4500000	0	4500000	5800000	0	5800000	6500000	0	6500000
27	Setting up of New IIT	0	0	0	0	0	0	250000	0	250000
28	Setting up of New IIMs	129900	0	129900	600000	0	600000	1500000	0	1500000
29	Setting up of New NIT	250000	0	250000	800000	0	800000	1200000	0	1200000
30	Workers Technical University	0	0	0	10000	0	10000	0	0	0
31	International Technical Cooperation	0	0	0	0	100	100	0	100	100
32	Tech Edn Quality Improvement Project of GOI	50000	0	50000	1890000	0	1890000	3510000	0	3510000
33	NERIST Itanagar	14100	363300	377400	70000	340000	410000	100000	364000	464000
34	Training & Research in Frontier Areas	0	0	0	0	0	0	10000	0	10000
35	Asian Institute of Technology Bangkok	0	3200	3200	0	3600	3600	0	3600	3600
36	Women,s Hostel in Polytechnics	1067000	0	1067000	1210000	0	1210000	1000000	0	1000000
37	Expansion & upgradation of State Engg Institute	0	0	0	0	0	0	40000	0	40000
38	I I E S T	0	0	0	0	0	0	10000	0	10000
39	Res & Innovation	0	0	0	0	0	0	10000	0	10000
40	Employability & skill information	0	0	0	0	0	0	10000	0	10000
	<b>TOTAL Technical Education.</b>	<b>40468856</b>	<b>19234900</b>	<b>59703756</b>	<b>55150000</b>	<b>23111100</b>	<b>78261100</b>	<b>66800000</b>	<b>24716000</b>	<b>91516000</b>

**Table-4 Budgeted Expenditure on Education by Education Department of Central Government (Revenue Account)**  
(Rs in thousands)

S.No.	Sectors	Actuals ( 2010-11)			Revised Estimates ( 2011-112)			Budget Estimates ( 2012 -13 )		
		Plan	Non-Plan	total	Plan	Non-Plan	total	Plan	Non-Plan	total
		2	3	4	5	6	7	8	9	10
	<b>ADULT EDUCATION</b>									
1	Adult Education & Skill Development Scheme	3706800	0	3706800	4878000	0	4878000	5900000	0	5900000
2	Support to NGO in the field of Adult Education	926800	0	926800	1000000	0	1000000	1050000	0	1050000
3	Jan Shikshan Sansthan Delhi	0	4700	4700	0	6800	6800	0	7200	7200
4	National Literacy Mission/TA/DA	8300	0	8300	14000	700	14700	20000	700	20700
5	Directorate of Adult Edn	32900	25800	58700	100000	24500	124500	90000	26300	116300
	<b>Total Adult Education</b>	<b>4674800</b>	<b>30500</b>	<b>4705300</b>	<b>5992000</b>	<b>32000</b>	<b>6024000</b>	<b>7060000</b>	<b>34200</b>	<b>7094200</b>

**Table-4 Budgeted Expenditure on Education by Education Department of Central Government (Revenue Account)  
(Rs in thousands)**

S.No.	Sectors	Actuals ( 2010-11)			Revised Estimates ( 2011-112)			Budget Estimates ( 2012 -13 )		
		Plan	Non-Plan	total	Plan	Non-Plan	total	Plan	Non-Plan	total
		2	3	4	5	6	7	8	9	10
1	<b>Elementary Education</b>	293038900	60800	293099700	320205000	66500	320271500	382910000	71400	382981400
2	<b>Secondary Education</b>	44082800	22941100	67023900	63365000	25541500	88906500	69720000	28014400	97734400
3	<b>University Education</b>	44731856	39898100	84629956	59520000	44976100	104496100	72928000	71268500	144196500
4	<b>Adult Education</b>	4674800	30500	4705300	5992000	32000	6024000	7060000	34200	7094200
5	<b>Language Development</b>	1423717	720800	2144517	1700000	890000	2590000	1955000	943800	2898800
6	<b>Technical Education</b>	40468856	19234900	59703756	55150000	23111100	78261100	66800000	24716000	91516000
7	<b>Book Promotion</b>	125343	160200	285543	160000	175000	335000	250000	187300	437300
8	<b>Planning &amp; Administration</b>	211985	639900	851885	290000	981900	1271900	397000	1058700	1455700
9	<b>Scholarship</b>	1074177	3300	1077477	1800000	24100	1824100	2500000	24100	2524100
10	<b>Distance Learning</b>	5531724	0	5531724	9500000	10000	9510000	9550000	10000	9560000
12	<b>TOTAL</b>	<b>435364158</b>	<b>83689600</b>	<b>519053758</b>	<b>517682000</b>	<b>95808200</b>	<b>613490200</b>	<b>614070000</b>	<b>126328400</b>	<b>740398400</b>

**Table-4 Budgeted Expenditure on Education by Education Department of Central Government (Revenue Account)**  
(Rs in thousands)

S.No.	Sectors	Actuals ( 2010-11)			Revised Estimates ( 2011-112)			Budget Estimates ( 2012 -13 )		
		Plan	Non-Plan	total	Plan	Non-Plan	total	Plan	Non-Plan	total
		2	3	4	5	6	7	8	9	10
1	Elementary Education	293038900	60800	293099700	320205000	66500	320271500	382910000	71400	382981400
2	Secondary Education	44082800	22941100	67023900	63365000	25541500	88906500	69720000	28014400	97734400
3	Adult Education	4674800	30500	4705300	5992000	32000	6024000	7060000	34200	7094200
4	University/DL/Scholarship	51337757	39901400	91239157	70820000	45010200	115830200	84978000	71302600	156280600
5	Language Development	1423717	720800	2144517	1700000	890000	2590000	1955000	943800	2898800
6	Technical Education	40468856	19234900	59703756	55150000	23111100	78261100	66800000	24716000	91516000
7	General	337328	800100	1137428	450000	1156900	1606900	647000	1246000	1893000
8	<b>TOTAL</b>	<b>435364158</b>	<b>83689600</b>	519053758	<b>517682000</b>	<b>95808200</b>	613490200	<b>614070000</b>	<b>126328400</b>	740398400

**Table-4 Budgeted Expenditure on Education by Education Department of Central Government (Revenue Account)**  
(Rs in thousands)

S.No.	Sectors	Actuals ( 2010-11)			Revised Estimates ( 2011-112)			Budget Estimates ( 2012 -13 )		
		Plan	Non-Plan	total	Plan	Non-Plan	total	Plan	Non-Plan	total
		2	3	4	5	6	7	8	9	10

**Capital Expenditure on Education**

1		0	0	0	0	0	0	0	0	0
2		0	0	0	0	0	0	0	0	0
3		0	0	0	0	0	0	0	0	0
	<b>TOTAL</b>	0	0	0	0	0	0	0	0	0
	<b>Loans and Advances for Education</b>									
1	<b>Secondary Education</b>									
a	National Merit cum Means Scholarship	0		0	0	0	0	0	0	0
		0	0	0	0	0	0	0	0	0
2	<b>Technical Education</b>									
a	IIT Madras Res Park	0	0	0	0	0	0	0	0	0
b		0	0	0	0	0	0	0	0	0
	<b>TOTAL</b>	0	0	0	0	0	0	0	0	0



**Table-4 Budgeted Expenditure on Education by Education Department of Centre Government (Revenue Account)**

(Rs.in Thousands)										
S.No.	Sectors	Actuals ( 2010-11)			Revised Estimates ( 2011-12)			Budget Estimates ( 2012 -13 )		
		Plan	Non-Plan	total	Plan	Non-Plan	total	Plan	Non-Plan	total
1	2	3	4	5	6	7	8	9	10	11
1	Elementary Education	293038900	60800	293099700	320205000	66500	320271500	382910000	71400	382981400
2	Secondary Education	44082800	22941100	67023900	63365000	25541500	88906500	69720000	28014400	97734400
3	Adult Education	4674800	30500	4705300	5992000	32000	6024000	7060000	34200	7094200
4	<b>TOTAL ELEMENTARY</b>	<b>341796500</b>	<b>23032400</b>	<b>364828900</b>	<b>389562000</b>	<b>25640000</b>	<b>415202000</b>	<b>459690000</b>	<b>28120000</b>	<b>487810000</b>
5	University Education	44731856	39898100	84629956	59520000	44976100	104496100	72928000	71268500	144196500
6	Languages	1423717	720800	2144517	1700000	890000	2590000	1955000	943800	2898800
7	Technical Education	40468856	19234900	59703756	55150000	23111100	78261100	66800000	24716000	91516000
8	Book Promotion	125343	160200	285543	160000	175000	335000	250000	187300	437300
9	Plan & Admn (INC/PN/UNESCO)	211985	639900	851885	290000	981900	1271900	397000	1058700	1455700
10	Scholarship	1074177	3300	1077477	1800000	24100	1824100	2500000	24100	2524100
11	Distance Learning	5531724	0	5531724	9500000	10000	9510000	9550000	10000	9560000
	<b>Total HIGHER</b>	<b>93567658</b>	<b>60657200</b>	<b>154224858</b>	<b>128120000</b>	<b>70168200</b>	<b>198288200</b>	<b>154380000</b>	<b>98208400</b>	<b>252588400</b>
	<b>GRAND TOTAL(Elementary+Higher</b>	<b>435364158</b>	<b>83689600</b>	<b>519053758</b>	<b>517682000</b>	<b>95808200</b>	<b>613490200</b>	<b>614070000</b>	<b>126328400</b>	<b>740398400</b>

**Table (5) - Statement Indicating the Public Expenditure on Education as percentage of GDP**

S.No.	Year	GDP at current prices (at factor cost) (Rs. in crore)	Total Expenditure on Education by Education Department (Rs. in crore)						Total Expenditure on Education by Education & Other Department (Rs. in crore)					
			States	Centre	States+Centre	States as % of GDP	Centre as % of GDP	(States+Centre) as % of GDP	States	Centre	States+Centre	States as % of GDP	Centre as % of GDP	(States+Centre) as % of GDP
1	2	3	4	5	6	7	8	9	10	11	12	13	14	15
1	1999-2000	1847273	53948.84	7332.62	61281.46	2.92	0.40	3.32	63909.23	10906.86	74816.09	3.46	0.59	4.05
2	2000-01	1991982	54572.84	7925.25	62498.09	2.74	0.40	3.14	72290.53	10195.95	82486.48	3.63	0.51	4.14
3	2001-02	2167745	56810.73	8036.98	64847.71	2.62	0.37	2.99	65746.19	14119.52	79865.71	3.03	0.65	3.68
4	2002-03	2338200	59472.29	9089.25	68561.54	2.54	0.39	2.93	69350.7	16156.63	85507.33	2.97	0.69	3.66
5	2003-04	2622216	62867.46	10177.47	73044.93	2.40	0.39	2.79	71978.28	17100.97	89079.25	2.74	0.65	3.40
6	2004-05	2971464	68169.62	13111.23	81280.85	2.29	0.44	2.73	78668.14	18025.96	96694.1	2.65	0.61	3.26
7	2005-06	3390503	76660.54	17823.16	94483.7	2.26	0.53	2.79	90018.94	23209.77	113228.71	2.66	0.68	3.34
8	2006-07	3953276	86466.89	23873.47	110340.36	2.19	0.60	2.79	103147.47	34236.52	137383.99	2.61	0.87	3.48
9	2007-08	4582086	98609.88	26769.75	125379.63	2.15	0.58	2.74	115877.9	39919.37	155797.27	2.53	0.87	3.40
10	2008-09	5303567	118386.73	34435.67	152822.4	2.23	0.65	2.88	141091.25	47977.59	189068.84	2.66	0.90	3.56
11	2009-10	6108903	150194.39	39941.69	190136.08	2.46	0.65	3.11	177232.79	64023.23	241256.02	2.90	1.05	3.95
12	2010-11	7248860	(3RE) 181604.73	51905.38	233510.11	2.51	0.72	3.22	212817.5	80660.73	293478.23	2.94	1.11	4.05
13	2011-12	(RE) 8391691	(2RE) 221503.07	61349.02	282852.09	2.64	0.73	3.37	261492.8	89652.98	351145.78	3.12	1.07	4.18
14	2012-13	(BE) 9388876	(1RE) 249810.14	74039.84	323849.98	2.66	0.79	3.45	294013.2	109223.31	403236.51	3.13	1.16	4.29

1RE Ist Revised edition, 2RE II nd revised edition, 3RE IIIrd revised edition

Note:- GDP figures are on the base year 1999-00 series. From 2004-05 onwards GDP figures are on the base year 2004-05 Series

Source :- GDP figures are taken from National Accounts Statistics 2013 published by C S O.

**Table 6: Statement indicating Public expenditure on Education as percentage of GDP Sector-**

SNo.	Sector	Expenditure (Rs in crore)			Expenditure( As % of GDP)		
		States/Uts	Centre	Total	States/Uts	Centre	Total
<b>Year 2010-11(Actual) GDP :- Rs. 7248860 crore( Provisional)</b>							
1	Elementary Education	92337.49	31213.32	123550.81	1.27	0.43	1.70
2	Secondary Education	64220.73	7137.63	71358.36	0.89	0.10	0.98
3	University & Higher Education	38489.77	24164.40	62654.18	0.53	0.33	0.86
4	Adlut Education	361.85	470.53	832.38	0.00	0.01	0.01
5	Technical Education	17407.67	17674.85	35082.52	0.24	0.24	0.48
<b>Total ( Education )</b>		<b>212817.51</b>	<b>80660.74</b>	<b>293478.25</b>	<b>2.94</b>	<b>1.11</b>	<b>4.05</b>
<b>Year 2011-12(RE) GDP :- Rs. 8391691 crore( Provisional)</b>							
1	Elementary Education	113874.00	34073.24	147947.24	1.36	0.41	1.76
2	Secondary Education	78529.58	9458.64	87988.22	0.94	0.11	1.05
3	University & Higher Education	44267.70	24786.96	69054.66	0.53	0.30	0.82
4	Adlut Education	502.99	602.40	1105.39	0.01	0.01	0.01
5	Technical Education	24318.53	20731.74	45050.27	0.29	0.25	0.54
<b>Total ( Education )</b>		<b>261492.80</b>	<b>89652.98</b>	<b>351145.78</b>	<b>3.12</b>	<b>1.07</b>	<b>4.18</b>
<b>Year 2012-13(BE) GDP :- Rs. 9388876 crore (Provisional)</b>							
1	Elementary Education	128228.10	41022.24	169250.35	1.37	0.44	1.80
2	Secondary Education	88376.15	10468.61	98844.76	0.94	0.11	1.05
3	University & Higher Education	50820.02	32739.21	83559.23	0.54	0.35	0.89
4	Adlut Education	479.05	709.42	1188.47	0.01	0.01	0.01
5	Technical Education	26109.87	24283.82	50393.69	0.28	0.26	0.54
<b>Total ( Education )</b>		<b>294013.19</b>	<b>109223.31</b>	<b>403236.50</b>	<b>3.13</b>	<b>1.16</b>	<b>4.29</b>

Table No (7) - Relationship between Budgeted Expenditure on Education and Gross State Domestic Product (GSDP) of States and Uts during 2012-13

(Rs.in crore)										
Sl. No.	States/UTs	Gross State Domestic Product at Current Prices	Total State Revenue Budget	Total Expenditure on Education & Training by Education & Other Department	Total Expenditure on Education by Education Department	% of Total Revenue Budget to GSDP	% of Education & Training Budget to Total Revenue Budget	% of Education Budget of Education Department to Total Revenue Budget	% of Education & Training Budget of Education & Other Department to Total GSDP	% of Education Budget of Education Department to GSDP
1	2	3	4	5	6	7	8	9	10	11
1	Andhra Pradesh	754409	112342.39	24879.73	18040.61	14.89	22.15	16.06	3.30	2.39
2	Arunachal Pradesh	12091	4203.51	554.85	493.76	34.77	13.20	11.75	4.59	4.08
3	Assam	141621	36298.86	10148.77	8557.2	25.63	27.96	23.57	7.17	6.04
4	Bihar	313995	60959.27	14172.62	12415.49	19.41	23.25	20.37	4.51	3.95
5	Chhattisgarh	153621	28419.38	5768.22	5157.51	18.50	20.30	18.15	3.75	3.36
6	Goa	34965	7116.64	1448.31	1033.76	20.35	20.35	14.53	4.14	2.96
7	Gujarat	670016	72288.05	15013.84	11994.8	10.79	20.77	16.59	2.24	1.79
8	Haryana	345238	39783.52	9852.1	8428.34	11.52	24.76	21.19	2.85	2.44
9	Himachal Pradesh	73710	15969.19	3721.91	3354.20	21.66	23.31	21.00	5.05	4.55
10	Jammu & Kashmir	75574	24590.9	4255.91	3457.7	32.54	17.31	14.06	5.63	4.58
11	Jharkhand	164876	27800.55	6618.89	5623.56	16.86	23.81	20.23	4.01	3.41
12	Karnataka	524502	80529.97	17457.58	14490.37	15.35	21.68	17.99	3.33	2.76
13	Kerala	349338	51605.35	11977.88	10012.67	14.77	23.21	19.40	3.43	2.87
14	Madhya Pradesh	372171	63543.5	11804.88	10209.73	17.07	18.58	16.07	3.17	2.74
15	Maharashtra	1372644	136559.22	36983.92	31211.72	9.95	27.08	22.86	2.69	2.27
16	Manipur	11983	6139.57	831.69	667.29	51.24	13.55	10.87	6.94	5.57
17	Meghalaya	18135	5964.43	917.05	747.94	32.89	15.38	12.54	5.06	4.12
18	Mizoram	8053	4168.72	742.01	671.27	51.77	17.80	16.10	9.21	8.34
19	Nagaland	14832	5230.59	845.81	700.25	35.27	16.17	13.39	5.70	4.72
20	Orissa	255459	41431.97	8740.77	7715.51	16.22	21.10	18.62	3.42	3.02
21	Punjab	286809	41166.67	7065.63	6158.8	14.35	17.16	14.96	2.46	2.15
22	Rajasthan	459215	62219.22	14468.86	13687.18	13.55	23.25	22.00	3.15	2.98
23	Sikkim	9957	3570.02	345.63	273.98	35.85	9.68	7.67	3.47	2.75
24	Tamil Nadu	744474	98213.85	19979.24	16890.66	13.19	20.34	17.20	2.68	2.27
25	Tripura	23855	5895.19	1149.22	999.73	24.71	19.49	16.96	4.82	4.19
26	Uttarakhand	113958	15717.12	4678.52	4048.7	13.79	29.77	25.76	4.11	3.55
27	Uttar Pradesh	768930	152963.61	33053.75	29053.08	19.89	21.61	18.99	4.30	3.78
28	West Bengal	620160	83719.39	18752.81	16967.26	13.50	22.40	20.27	3.02	2.74
29	A&N Islands	5067	2352.92	403.93	375.1	46.44	17.17	15.94	7.97	7.40
30	Chandigarh	26162	2505.42	580.44	426.72	9.58	23.17	17.03	2.22	1.63
31	Delhi	348221	21833.37	5669.4	5110.13	6.27	25.97	23.41	1.63	1.47
32	Puducherry	17192	4835.55	841.11	585.32	28.13	17.39	12.10	4.89	3.40
	<b>All India (2012-13)</b>	<b>9388876</b>	<b>2609878.92</b>	<b>403236.51</b>	<b>323849.98</b>	<b>27.80</b>	<b>15.45</b>	<b>12.41</b>	<b>4.29</b>	<b>3.45</b>
Note:	(i) GSDP figures pertain to the year 2010-11 and have been taken from Statement uploaded on the website of National Accounts Division, CSO, MOSPI (as on 01.03.2014)									
	(ii) GDP figures are taken from National Accounts Statistics 2010 published by C S O.									

**Table 8-Percentage of Capital Expenditure on education to Total Budget (Capital Account and Loans & Advances) - State-Wise**

Sl. No.	States/UTs	% of Capital Expenditure on Education to Total capital			% of Loans for Education to Total Loans and Advances		
		2010-11	2011-12	2012-13	2010-11	2011-12	2012-13
1	2	3	4	5	6	7	8
1	Andhra Pradesh	0.32	0.97	1.85	0	0.28	0
2	Arunachal Pradesh	5.71	4.04	2.04	0	0	0
3	Assam	0	0	0	0	0.08	0.04
4	Bihar	1.26	0.84	2.15	0	0	0
5	Chhattisgarh	9.39	4.52	4.89	0	0	0
6	Goa	2.78	3.64	4.39	13.81	12.43	2.05
7	Gujarat	4.27	6.15	4.64	0	0	0
8	Haryana	1.83	1.98	1.24	0	0	0
9	Himachal Pradesh	10.37	4.82	5.81	0	0	0
10	Jammu & Kashmir	0	4.8	5.83	0	0	0
11	Jharkhand	1	2.22	1.07	0	0	0
12	Karnataka	2.85	2.54	2.13	0	0	0
13	Kerala	2.37	1.97	1.99	0	0	0
14	Madhya Pradesh	1.12	0.69	0.47	0.11	0.03	0.07
15	Maharashtra	0.45	0.6	0.46	0	0	0
16	Manipur	0.75	2.26	0.47	0	0	0
17	Meghalaya	1.46	1.6	0.52	0	0	0
18	Mizoram	0	0.01	0	0	0	0
19	Nagaland	4.07	2.42	1.82	0	0	0
20	Orissa	4.29	8.53	3.36	0.26	0.25	0.42
21	Punjab	4.97	8.58	6.76	0	0	0
22	Rajasthan	0.84	0.39	0.54	0	5.49	0
23	Sikkim	4.39	6.76	4.89	0	0	92.59
24	Tamil Nadu	2.26	1.82	1.57	0	0	0
25	Tripura	9.33	13.1	3.15	0	0	0
26	Uttarakhand	4.72	4.61	6.01	0	0	0
27	Uttar Pradesh	2.85	2.2	2.8	0	0	0
28	West Bengal	2.91	4.12	8.28	0	0.01	0.01
	TOTAL STATES	2.28	2.64	2.61	0.04	0.21	0.04
29	A&N Islands	4.69	2.92	2.33	0	0	0
30	Chandigarh	5.35	4.61	10.06	0	0	0
31	Dadra & Nagar Haveli	6.2	5.32	4.09	0	0	0
32	Daman & Diu	0.05	0.03	0.07	0	0	0
33	Delhi	6	8.36	10.85	0.79	1.47	0.55
34	Lakshadweep	5.39	4.8	14.27	0	0	0
35	Puducherry	4.51	4.65	5.77	0	0	0
	<b>TOTAL Uts</b>	5.64	6.9	8.99	0.79	1.47	0.55
	<b>TOTAL (STATES &amp; Uts)</b>	2.4	2.77	2.8	0.23	0.32	0.12

Table 9:-Total Budget (States and Centre)( Revenue, Capitals and Loan & Advances)									
(Rs.in crore)									
1	2010-11(Actuals)			2011-12(R.E.)			2012-13(B.E.)		
	Plan	Non-Plan	Total	Plan	Non-Plan	Total	Plan	Non-Plan	Total
2	3	4	5	6	7	8	9	10	
<b><u>REVENUE</u></b>									
States +UTs	210002.03	747076.27	957078.30	285333.73	880497.77	1165831.50	330672.80	993097.12	1323769.92
Centre	314232.00	726491.00	1040723.00	346201.00	815740.00	1161941.00	420513.00	865596.00	1286109.00
<b>TOTAL</b>	<b>524234.03</b>	<b>1473567.27</b>	<b>1997801.30</b>	<b>631534.73</b>	<b>1696237.77</b>	<b>2327772.50</b>	<b>751185.80</b>	<b>1858693.12</b>	<b>2609878.92</b>
<b><u>CAPITALS</u></b>									
States +UTs	151031.89	6540.02	157571.91	193157.54	8450.44	201607.98	235288.52	9536.17	244824.69
Centre	54583.00	86674.00	141257.00	70384.00	75761.00	146145.00	89512.00	103550.00	193062.00
<b>TOTAL</b>	<b>205614.89</b>	<b>93214.02</b>	<b>298828.91</b>	<b>263541.54</b>	<b>84211.44</b>	<b>347752.98</b>	<b>324800.52</b>	<b>113086.17</b>	<b>437886.69</b>
<b><u>LOAN &amp; ADVANCES</u></b>									
States +UTs	13425.61	11757.27	25182.88	18616.66	21914.52	40531.18	20643.13	10045.16	30688.29
Centre	10214.00	6134.00	16348.00	10020.00	615.00	10635.00	11000.00	754.00	11754.00
<b>TOTAL (Centre+States+UTs)</b>	<b>23639.61</b>	<b>17891.27</b>	<b>41530.88</b>	<b>28636.66</b>	<b>22529.52</b>	<b>51166.18</b>	<b>31643.13</b>	<b>10799.16</b>	<b>42442.29</b>
<b><u>REVENUE+CAPITAL+LOAN &amp; ADVANCES</u></b>									
States +UTs	<b>374459.53</b>	<b>765373.56</b>	1139833.09	<b>497107.93</b>	<b>910862.73</b>	1407970.66	<b>586604.45</b>	<b>1012678.45</b>	1599282.90
Centre	<b>379029.00</b>	<b>819299.00</b>	1198328.00	<b>426605.00</b>	<b>892116.00</b>	1318721.00	<b>521025.00</b>	<b>969900.00</b>	1490925.00
<b>GRAND TOTAL (Centre+States+UTs)</b>	<b>753488.53</b>	<b>1584672.56</b>	2338161.09	<b>923712.93</b>	<b>1802978.73</b>	2726691.66	<b>1107629.45</b>	<b>1982578.45</b>	3090207.90

# **STATISTICAL STATEMENTS**

## STATEMENT NO. (1): BUDGETED PROVISION FOR EDUCATION &amp; TRAINING AT THE CENTRE (REVENUE ACCOUNT)

SCHEME: EDUCATION

(RUPEES IN THOUSANDS)

S.No.	MINISTRY/DEPARTMENT	2010-11 (ACTUALS)			2011-12 (R. E.)			2012-13 (B. E.)		
		PLAN	NON-PLAN	TOTAL	PLAN	NON-PLAN	TOTAL	PLAN	NON-PLAN	TOTAL
1	MINISTRY OF RAILWAYS	5128319	...	5128319	6193557	...	6193557	6512795	...	6512795
2	MINISTRY OF AGRICULTURE	26757575	28781883	55539458	27569400	21736511	49305911	35821500	21885040	57706540
3	MINISTRY OF CIVIL AVIATION	...	136	136	...	100	100	...	100	100
4	MINISTRY OF FINANCE	6250000	53471824	59721824	2000000	54190055	56190055	2000000	77515049	79515049
5	MINISTRY OF HOME AFFAIRS	167530	1041161	1208691	341800	1281900	1623700	355000	1392500	1747500
6	MINISTRY OF EXTERNAL AFFAIRS	22137	1708654	1730791	100000	312000	412000	150000	546500	696500
7	MINISTRY OF ENVIRONMENT & FORESTS	2504505	534357	3038862	2083030	540161	2623191	2197205	559043	2756248
8	MINISTRY OF HEALTH & FAMILY WELFARE	10672440	9809041	20481481	9399100	11178913	20578013	11814800	11578613	23393413
9	MINISTRY OF INFORMATION & BROADCASTING	7000	87973	94973	9000	89100	98100	10000	93400	103400
10	MINISTRY OF POWER	615100	...	615100	750000	...	750000	2650000	...	2650000
11	MINISTRY OF SCIENCE & TECHNOLOGY	18982923	2950649	21933572	22069500	3069415	25138915	24382300	3478640	27860940
12	MINISTRY OF MICRO, SMALL & MEDIUM ENTERPRIS	535433	738323	1273756	524000	772400	1296400	490400	827700	1318100
13	MINISTRY OF LABOUR AND EMPLOYMENT	307591	1950552	2258143	366499	1666844	2033343	687000	1613036	2300036
14	MINISTRY OF SHIPNG, RD. TRANSPORT & HIGHWAYS	9780	...	9780	70000	...	70000	70000	...	70000
15	MINISTRY OF SOCIAL JUSTICE & EMPOWERMENT	69525	11000	80525	290000	12500	302500	790000	12500	802500
16	MINISTRY OF CULTURE	6905616	5757156	12662772	6739500	5496000	12235500	7086000	5593400	12679400
17	MINISTRY OF TRIBAL AFFAIRS	...	...	...	1148300	...	1148300	1259000	...	1259000
18	MINISTRY OF URBAN DEVELOPMENT	7166	98270	105436	7300	98100	105400	7800	101600	109400
19	MINISTRY OF WATER RESOURCES	685737	707789	1393526	867000	690700	1557700	1620000	722000	2342000
20	MINISTRY OF YOUTH AFFAIRS & SPORTS	13047339	999399	14046738	6186200	875600	7061800	6767500	929700	7697200
21	M/O CONSUMER AFFAIRS, FOOD & PUB. DISTRIBUTI.	39845	328417	368262	41701	375561	417262	55000	393490	448490
22	MINISTRY OF EARTH SCIENCES	6187198	931802	7119000	7056000	1221050	8277050	9517500	1239550	10757050
23	MINISTRY OF MINES	85384	22200	107584	80000	13500	93500	85000	22700	107700
24	MINISTRY OF DEVELOPMENT OF N. E. REGION	19800	...	19800	22000	...	22000	20000	...	20000
25	DEPARTMENT OF WOMEN AND CHILD DEVELOPMENT	77732	148000	225732	117000	160000	277000	126000	165000	291000
26	MINISTRY OF COAL	100000	...	100000	106200	...	106200	114000	...	114000
27	M/O. HOUSING & URB. POVERTY ALLEVIATION	219082	19373	238455	255000	25400	280400	200000	25900	225900
28	MINISTRY OF MINORITY AFFAIRS	...	...	...	...	...	...	1920800	...	1920800
29	MINISTRY OF NEW & RENEWABLE ENERGY	1081686	...	1081686	997500	...	997500	1805500	...	1805500
30	DEPARTMENT OF ATOMIC ENERGY	8462280	15129851	23592131	11173900	16076094	27249994	13830300	15756400	29586700
31	DEPARTMENT OF TEXTILES	1068954	2015332	3084286	625300	464899	1090199	1955500	363700	2319200
32	DEPARTMENT OF SPACE	15831113	8449953	24281066	17161500	9614000	26775500	21283400	10588200	31871600
33	M/O. LAW & JUSTICE	...	...	...	...	...	...	40000	...	40000
34	M/O. PLANNING	1082207	60000	1142207	1065600	57000	1122600	1885500	57000	1942500
35	M/O. HEAVY INDUSTRY & PUBLIC ENTERPRISES	2343900	...	2343900	3554000	184100	3738100	4884900	250000	5134900
36	M/O. CHEMICALS & FERTILIZERS	320884	206400	527284	378600	247700	626300	787000	275500	1062500
37	M/O. COMMERCE & INDUSTRY	...	10000	10000	...	10000	10000	...	100	100
38	M/O. CORPORATE AFFAIRS	53700	...	53700	30000	...	30000	80000	...	80000
39	M/O. DRINKING WATER	2640	...	2640	6600	...	6600	1000	...	1000
40	MINISTRY OF HRD ( BOTH DEPTS.)	435364158	83689600	519053758	517682000	95808200	613490200	614070000	126328400	740398400
TOTAL		565016279	219659095	784675374	647067087	226267803	873334890	777332700	282314761	1059647461

. . . NICNET . . .



## STATEMENT NO.(1): BUDGETED PROVISION FOR EDUCATION &amp; TRAINING AT THE CENTRE (REVENUE ACCOUNT)

SCHEME: TRAINING (FORMAL)

(RUPEES IN THOUSANDS)

S.No.	MINISTRY/DEPARTMENT	2010-11 (ACTUALS)			2011-12 (R.E.)			2012-13 (B.E.)		
		PLAN	NON-PLAN	TOTAL	PLAN	NON-PLAN	TOTAL	PLAN	NON-PLAN	TOTAL
1	MINISTRY OF AGRICULTURE	4921087	269144	5190231	4872100	274000	5146100	5936700	291100	6227800
2	MINISTRY OF CIVIL AVIATION	4400	8387	12787	20000	13000	33000	5000	12000	17000
3	MINISTRY OF FINANCE	23100	...	23100	24500	...	24500	40000	...	40000
4	MINISTRY OF HOME AFFAIRS	24274	324122	348396	94100	437700	531800	297062	534100	831162
5	MINISTRY OF ENVIRONMENT & FORESTS	163164	96	163260	411400	1612	413012	557300	1612	558912
6	MINISTRY OF HEALTH & FAMILY WELFARE	5540050	5267097	10807147	4855600	6030307	10885907	6210800	6207707	12418507
7	MINISTRY OF POWER	170000	64448	234448	20900	64600	85500	50900	64600	115500
8	MINISTRY OF SCIENCE & TECHNOLOGY	...	91714	91714	...	93985	93985	...	96460	96460
9	MINISTRY OF MICRO, SMALL & MEDIUM ENTERPRIS	109190	...	109190	110000	...	110000	110000	...	110000
10	MINISTRY OF LABOUR AND EMPLOYMENT	836093	490771	1326864	1772800	486580	2259380	7237400	520150	7757550
11	MINISTRY OF URBAN DEVELOPMENT	57570	...	57570	62700	...	62700	67200	...	67200
12	MINISTRY OF WATER RESOURCES	29453	3221	32674	40000	3600	43600	...	3800	3800
13	M/O CONSUMER AFFAIRS, FOOD & PUB. DISTRIBU.	10974	121759	132733	43800	136850	180650	4500	139800	144300
14	MINISTRY OF EARTH SCIENCES	4040	26472	30512	5100	29630	34730	...	32630	32630
15	MINISTRY OF MINES	22506	166	22672	41500	300	41800	35000	300	35300
16	DEPARTMENT OF WOMEN AND CHILD DEVELOPMENT	240931	...	240931	90000	...	90000	175000	...	175000
17	MINISTRY OF NEW & RENEWABLE ENERGY	69243	...	69243	60000	...	60000	80000	...	80000
18	DEPARTMENT OF ATOMIC ENERGY	...	7441	7441	...	10800	10800	...	11900	11900
19	DEPARTMENT OF TEXTILES	22	317077	317099	...	372500	372500	...	380000	380000
20	M/O. COMMUNICATION & IT	...	...	...	10000	...	10000	55000	...	55000
TOTAL		12226097	6991915	19218012	12534500	7955464	20489964	20861862	8296159	29158021

. . NICNET . .

## STATEMENT NO. (1) : BUDGETED PROVISION FOR EDUCATION &amp; TRAINING AT THE CENTRE (REVENUE ACCOUNT)

SCHEME: TRAINING (INFORMAL)

(RUPEES IN THOUSANDS)

S.No.	MINISTRY/DEPARTMENT	2010-11 (ACTUALS)			2011-12 (R. E.)			2012-13 (B. E.)		
		PLAN	NON-PLAN	TOTAL	PLAN	NON-PLAN	TOTAL	PLAN	NON-PLAN	TOTAL
1	MINISTRY OF AGRICULTURE	109569	95562	205131	27700	123000	150700	70000	135600	205600
2	MINISTRY OF HEALTH & FAMILY WELFARE	1885165	325642	2210807	1679500	424700	2104200	2331000	439000	2770000
3	DEPARTMENT OF WOMEN AND CHILD DEVELOPMENT	298023	..	298023	450000	..	450000	452000	..	452000
	TOTAL	2292757	421204	2713961	2157200	547700	2704900	2853000	574600	3427600

..NICNET..

## STATEMENT NO. (1) : BUDGETED PROVISION FOR EDUCATION &amp; TRAINING AT THE CENTRE (REVENUE ACCOUNT)

SCHEME: TOTAL

(RUPEES IN THOUSANDS)

S.No.	MINISTRY/DEPARTMENT	2010-11 (ACTUALS)			2011-12 (R. E.)			2012-13 (B. E.)		
		PLAN	NON-PLAN	TOTAL	PLAN	NON-PLAN	TOTAL	PLAN	NON-PLAN	TOTAL
1	MINISTRY OF RAILWAYS	5128319	...	5128319	6193557	...	6193557	6512795	...	6512795
2	MINISTRY OF AGRICULTURE	31788231	29146589	60934820	32469200	22133511	54602711	41828200	22311740	64139940
3	MINISTRY OF CIVIL AVIATION	4400	8523	12923	20000	13100	33100	5000	12100	17100
4	MINISTRY OF FINANCE	6273100	53471824	59744924	2024500	54190055	56214555	2040000	77515049	79555049
5	MINISTRY OF HOME AFFAIRS	191804	1365283	1557087	435900	1719600	2155500	652062	1926600	2578602
6	MINISTRY OF EXTERNAL AFFAIRS	22137	1708654	1730791	100000	312000	412000	150000	546500	696500
7	MINISTRY OF ENVIRONMENT & FORESTS	2667669	534453	3202122	2494430	541773	3036203	2754505	560655	3315160
8	MINISTRY OF HEALTH & FAMILY WELFARE	18097655	15401780	33499435	15934200	17633920	33568120	20356600	18225320	38581920
9	MINISTRY OF INFORMATION & BROADCASTING	7000	87973	94973	9000	89100	98100	10000	93400	103400
10	MINISTRY OF POWER	785100	64448	849548	770900	64600	835500	2700900	64600	2765500
11	MINISTRY OF SCIENCE & TECHNOLOGY	18982923	3042363	22025286	22069500	3163400	25232900	24382300	3575100	27957400
12	MINISTRY OF MICRO, SMALL & MEDIUM ENTERPRIS	644623	738323	1382946	634000	772400	1406400	600400	827700	1428100
13	MINISTRY OF LABOUR AND EMPLOYMENT	1143684	2441323	3585007	2139299	2153424	4292723	7924400	21333186	10057586
14	MINISTRY OF SHIPNG, RD. TRANSPORT & HIGHWAYS	9780	...	9780	70000	...	70000	70000	...	70000
15	MINISTRY OF SOCIAL JUSTICE & EMPOWERMENT	69525	11000	80525	290000	12500	302500	790000	12500	802500
16	MINISTRY OF CULTURE	6905616	5757156	12662772	6739500	5496000	12235500	7086000	5593400	12679400
17	MINISTRY OF TRIBAL AFFAIRS	...	...	...	1148300	...	1148300	1259000	...	1259000
18	MINISTRY OF URBAN DEVELOPMENT	64736	98270	163006	70000	98100	168100	75000	101600	176600
19	MINISTRY OF WATER RESOURCES	715190	711010	1426200	907000	694300	1601300	1620000	725800	2345800
20	MINISTRY OF YOUTH AFFAIRS & SPORTS	13047339	999399	14046738	6186200	875600	7061800	6767500	929700	7697200
21	M/O CONSUMER AFFAIRS, FOOD & PUB. DISTRIBUTI.	50819	450176	500995	85501	512411	597912	59500	533290	592790
22	MINISTRY OF EARTH SCIENCES	6191238	958274	7149512	7061100	1250680	8311780	9517500	1272180	10789680
23	MINISTRY OF MINES	107890	22366	130256	121500	13800	135300	120000	23000	143000
24	MINISTRY OF DEVELOPMENT OF N. E. REGION	19800	...	19800	22000	...	22000	20000	...	20000
25	DEPARTMENT OF WOMEN AND CHILD DEVELOPMENT	616686	148000	764686	657000	160000	817000	753000	165000	918000
26	MINISTRY OF COAL	100000	...	100000	106200	...	106200	114000	...	114000
27	M/O. HOUSING & URB. POVERTY ALLEVIATION	219082	19373	238455	255000	25400	280400	200000	25900	225900
28	MINISTRY OF MINORITY AFFAIRS	...	...	...	...	...	...	1920800	...	1920800
29	MINISTRY OF NEW & RENEWABLE ENERGY	1150929	...	1150929	1057500	...	1057500	1885500	...	1885500
30	DEPARTMENT OF ATOMIC ENERGY	8462280	15137292	23599572	11173900	16086894	27260794	13830300	15768300	29598600
31	DEPARTMENT OF TEXTILES	1068976	2332409	3401385	625300	837399	1462699	1955500	743700	2699200
32	DEPARTMENT OF SPACE	15831113	8449953	24281066	17161500	9614000	26775500	21283400	10588200	31871600
33	M/O. LAW & JUSTICE	...	...	...	...	...	...	40000	...	40000
34	M/O. PLANNING	1082207	60000	1142207	1065600	57000	1122600	1885500	57000	1942500
35	M/O. HEAVY INDUSTRY & PUBLIC ENTERPRISES	2343900	...	2343900	3554000	184100	3738100	4884900	250000	5134900
36	M/O. CHEMICALS & FERTILIZERS	320884	206400	527284	378600	247700	626300	787000	275500	1062500
37	M/O. COMMERCE & INDUSTRY	...	10000	...	...	10000	10000	...	100	100
38	M/O. CORPORATE AFFAIRS	53700	...	53700	30000	...	30000	80000	...	80000
39	M/O. DRINKING WATER	2640	...	2640	6600	...	6600	1000	...	1000
40	M/O. COMMUNICATION & IT	...	...	...	10000	...	10000	55000	...	55000
41	MINISTRY OF HRD ( BOTH DEPTS.)	435364158	83689600	519053758	517682000	95808200	613490200	614070000	126328400	740398400
TOTAL		579535133	227072214	806607347	661758787	234770967	896529754	801047562	291185520	1092233082

..NICNET..

## STATEMENT NO. (2) : BUDGETED EXPENDITURE ON EDUCATION &amp; TRAINING BY EDUCATION &amp; OTHER DEPARTMENTS (REVENUE ACCOUNT)

2010-11 (ACTUAL)

(RUPEES IN THOUSANDS)

S. NO.	STATE / UNION TERRITORY	EDUCATION DEPARTMENT	OTHER DEPARTMENTS			GRAND TOTAL	
			EDUCATION	FORMAL	INFORMAL		TOTAL
1	ANDHRA PRADESH	117769859.00	42988051.00	3209440.00	149105.00	46346596.00	164116455.00
2	ARUNACHAL PRADESH	4294239.00	568403.00	135815.00	1433.00	705651.00	4999890.00
3	ASSAM	59467198.00	8446221.00	2475766.00	7396.00	10929383.00	70396581.00
4	BIHAR	79456666.00	5852608.00	1549987.00	65592.00	7468187.00	86924853.00
5	CHHATTISGARH	33434853.00	10100407.00	998554.00	68151.00	11167112.00	44601965.00
6	GOA	7947860.00	1394858.00	411709.00	1935.00	1808502.00	9756362.00
7	GUJARAT	106411429.00	13634555.00	5313518.00	353558.00	19301631.00	125713060.00
8	HARYANA	57696254.00	5523565.00	5068533.00	23433.00	10615531.00	68311785.00
9	HIMACHAL PRADESH	25635559.00	2557294.00	1074737.00	22527.00	3654558.00	29290117.00
10	JAMMU & KASHMIR	19649908.00	3658054.00	1078049.00	5431.00	4741534.00	24391442.00
11	JHARKHAND	35348382.00	4824414.00	1947507.00	95176.00	6867097.00	42215479.00
12	KARNATAKA	104265045.00	9554709.00	6453080.00	8533.00	16016322.00	120281367.00
13	KERALA	66761797.00	10215092.00	2594749.00	7632.00	12817473.00	79579270.00
14	MADHYA PRADESH	65497486.00	9586882.00	2649689.00	304299.00	12540870.00	78038356.00
15	MAHARASHTRA	258628675.00	37904102.00	7185184.00	11648.00	45100934.00	303729609.00
16	MANIPUR	4987626.00	789121.00	518180.00	2976.00	1310277.00	6297903.00
17	MEGHALAYA	6612583.00	470365.00	169739.00	65.00	640169.00	7252752.00
18	MIZORAM	5129295.00	330019.00	197108.00	9694.00	536821.00	5666116.00
19	NAGALAND	5417560.00	594293.00	487089.00	...	1081382.00	6498942.00
20	ODISHA	63701644.00	5954835.00	503329.00	...	6458164.00	70159808.00
21	PUNJAB	39724147.00	3447512.00	1912121.00	...	5359633.00	45083780.00
22	RAJASTHAN	99905597.00	4503246.00	1968849.00	...	6472095.00	106377692.00
23	SIKKIM	2917035.00	183609.00	351748.00	19939.00	555296.00	3472331.00
24	TAMIL NADU	134392328.00	18899532.00	4748245.00	206126.00	23853903.00	158246231.00
25	TRIPURA	8168909.00	766238.00	519971.00	12512.00	1298721.00	9467630.00
26	UTTARAKHAND	31246038.00	3463851.00	855305.00	...	4319156.00	35565194.00
27	UTTAR PRADESH	184284708.00	27161155.00	2367199.00	...	29528354.00	213813062.00
28	WEST BENGAL	135776443.00	7451778.00	4117576.00	1406263.00	12975617.00	148752060.00
TOTAL (STATES)		1764529123.00	240824769.00	60862776.00	2783424.00	304470969.00	2069000092.00
29	A. & N. ISLANDS	2745630.00	85589.00	138453.00	622.00	224664.00	2970294.00
30	CHANDIGARH	4916742.00	935085.00	384872.00	...	1319957.00	6236699.00
31	DADRA & NAGAR HAVELI	616678.00	9511.00	13998.00	...	23509.00	640187.00
32	DAMAN & DIU	429099.00	38906.00	35618.00	...	74524.00	503623.00
33	DELHI	37171528.00	2860808.00	1363409.00	21721.00	4245938.00	41417466.00
34	LAKSHADWEEP	730399.00	153702.00	17122.00	...	170824.00	901223.00
35	PUDUCHERRY	4908141.00	1120494.00	466895.00	9898.00	1597287.00	6505428.00
TOTAL (U.T.s)		51518217.00	5204095.00	2420367.00	32241.00	7656703.00	59174920.00
TOTAL (STATES & U.T.s)		1816047340.00	246028864.00	63283143.00	2815665.00	312127672.00	2128175012.00
CENTRE TOTAL		519053758.00	265621616.00	19218012.00	2713961.00	287553589.00	806607347.00
GRAND TOTAL		2335101098.00	511650480.00	82501155.00	5529626.00	599681261.00	2934782359.00

..NICNET..

## STATEMENT NO. (2) : BUDGETED EXPENDITURE ON EDUCATION &amp; TRAINING BY EDUCATION &amp; OTHER DEPARTMENTS (REVENUE ACCOUNT)

2011-12 (REVISED ESTIMATES)

(RUPEES IN THOUSANDS)

S. NO.	STATE / UNION TERRITORY	EDUCATION DEPARTMENT	OTHER DEPARTMENTS			GRAND TOTAL	
			EDUCATION	FORMAL	INFORMAL		TOTAL
1	ANDHRA PRADESH	158848575.00	51346326.00	4411415.00	222202.00	55979943.00	214828518.00
2	ARUNACHAL PRADESH	5462395.00	652399.00	158550.00	1746.00	812695.00	6275090.00
3	ASSAM	66715686.00	8601075.00	4563696.00	10634.00	13175405.00	79891091.00
4	BIHAR	107649322.00	18664063.00	3823912.00	108350.00	22596325.00	130245647.00
5	CHHATTISGARH	46175339.00	3590018.00	1868677.00	140779.00	5599474.00	51774813.00
6	GOA	9099381.00	2998903.00	580953.00	2710.00	3582566.00	12681947.00
7	GUJARAT	116624678.00	16951764.00	6484341.00	330011.00	23766116.00	140390794.00
8	HARYANA	69197852.00	8984698.00	6453218.00	27509.00	15465425.00	84663277.00
9	HIMACHAL PRADESH	30456341.00	2512711.00	1243323.00	19545.00	3775579.00	34231920.00
10	JAMMU & KASHMIR	32321979.00	5807886.00	1663645.00	8510.00	7480041.00	39802020.00
11	JHARKHAND	46747086.00	6837419.00	3324096.00	149637.00	10311152.00	57058238.00
12	KARNATAKA	122543726.00	16801710.00	6528534.00	10289.00	23340533.00	145884259.00
13	KERALA	90935668.00	12135417.00	3084577.00	18200.00	15238194.00	106173862.00
14	MADHYA PRADESH	94527711.00	10712631.00	3355907.00	319964.00	14388502.00	108916213.00
15	MAHARASHTRA	285287188.00	47204913.00	9966213.00	22032.00	57193158.00	342480346.00
16	MANIPUR	6321173.00	968104.00	743995.00	3880.00	1715979.00	8037152.00
17	MEGHALAYA	6638060.00	696566.00	248037.00	830.00	945433.00	7583493.00
18	MIZORAM	5763627.00	450400.00	211304.00	9112.00	670816.00	6434443.00
19	NAGALAND	6117040.00	698438.00	1214632.00	...	1913070.00	8030110.00
20	ODISHA	70203036.00	8899828.00	1166597.00	...	10066425.00	80269461.00
21	PUNJAB	57033521.00	6867454.00	2869831.00	...	9737285.00	66770806.00
22	RAJASTHAN	119570403.00	4842954.00	2558765.00	9730.00	7411449.00	126981852.00
23	SIKKIM	2726599.00	180416.00	333045.00	20593.00	534054.00	3260653.00
24	TAMIL NADU	148324336.00	24176033.00	5286159.00	221884.00	29684076.00	178008412.00
25	TRIPURA	8960038.00	845065.00	532785.00	10010.00	1387860.00	10347898.00
26	UTTARAKHAND	30761962.00	4545607.00	1080644.00	...	5626251.00	36388213.00
27	UTTAR PRADESH	245220320.00	30995068.00	3207245.00	...	34202313.00	279422633.00
28	WEST BENGAL	166562309.00	8908231.00	3579844.00	1503945.00	13992020.00	180554329.00
TOTAL (STATES)		2156795351.00	306876097.00	80543940.00	3172102.00	390592139.00	2547387490.00
29	A. & N. ISLANDS	3296500.00	111600.00	163432.00	770.00	275802.00	3572302.00
30	CHANDIGARH	3714900.00	1081102.00	431189.00	...	1512291.00	5227191.00
31	DADRA & NAGAR HAVELI	742200.00	9800.00	16141.00	...	25941.00	768141.00
32	DAMAN & DIU	504700.00	55400.00	54610.00	...	110010.00	614710.00
33	DELHI	44685986.00	3300559.00	1637859.00	35600.00	4974018.00	49660004.00
34	LAKSHADWEEP	751600.00	251800.00	23683.00	...	275483.00	1027083.00
35	PUDUCHERRY	4539466.00	1437653.00	675514.00	18423.00	2131590.00	6671056.00
TOTAL (U.T.s)		58235352.00	6247914.00	3002428.00	54793.00	9305135.00	67540487.00
TOTAL (STATES & U.T.s)		2215030703.00	313124011.00	83546368.00	3226895.00	399897274.00	2614927977.00
CENTRE TOTAL		613490200.00	259844690.00	20489964.00	2704900.00	283039554.00	896529754.00
GRAND TOTAL		2828520903.00	572968701.00	104036332.00	5931795.00	682936828.00	3511457731.00

..NICNET..

## STATEMENT NO. (2) : BUDGETED EXPENDITURE ON EDUCATION &amp; TRAINING BY EDUCATION &amp; OTHER DEPARTMENTS (REVENUE ACCOUNT)

2012-13 (BUDGET ESTIMATES)

(RUPEES IN THOUSANDS)

S. NO.	STATE / UNION TERRITORY	EDUCATION DEPARTMENT	OTHER DEPARTMENTS			GRAND TOTAL	
			EDUCATION	FORMAL	INFORMAL		TOTAL
1	ANDHRA PRADESH	180406088.00	63586524.00	4565044.00	239614.00	68391182.00	248797270.00
2	ARUNACHAL PRADESH	4937604.00	427121.00	182323.00	1434.00	610878.00	5548482.00
3	ASSAM	85572048.00	10689377.00	5210297.00	16026.00	15915700.00	101487748.00
4	BIHAR	124154946.00	9002859.00	8465178.00	103243.00	17571280.00	141726226.00
5	CHHATTISGARH	51575078.00	3705973.00	2259538.00	141606.00	6107117.00	57682195.00
6	GOA	10337596.00	3565625.00	576432.00	3406.00	4145463.00	14483059.00
7	GUJARAT	119947982.00	22536405.00	7405646.00	248401.00	30190452.00	150138434.00
8	HARYANA	84283389.00	7691170.00	6518948.00	27455.00	14237573.00	98520962.00
9	HIMACHAL PRADESH	33542028.00	2438294.00	1212235.00	26561.00	3677090.00	37219118.00
10	JAMMU & KASHMIR	34576988.00	6165609.00	1807534.00	8949.00	7982092.00	42559080.00
11	JHARKHAND	56235577.00	6310891.00	3383475.00	258955.00	9953321.00	66188898.00
12	KARNATAKA	144903651.00	20447835.00	8739290.00	485000.00	29672125.00	174575776.00
13	KERALA	100126741.00	15707871.00	3803256.00	140959.00	19652086.00	119778827.00
14	MADHYA PRADESH	102097321.00	11768757.00	3813590.00	369153.00	15951500.00	118048821.00
15	MAHARASHTRA	312117162.00	47170602.00	10528226.00	23254.00	57722082.00	369839244.00
16	MANIPUR	6672911.00	900424.00	739560.00	4038.00	1644022.00	8316933.00
17	MEGHALAYA	7479376.00	1421670.00	268911.00	565.00	1691146.00	9170522.00
18	MIZORAM	6712710.00	486484.00	213317.00	7631.00	707432.00	7420142.00
19	NAGALAND	7002522.00	817782.00	637844.00	...	1455626.00	8458148.00
20	ODISHA	77155135.00	9511946.00	740645.00	...	10252591.00	87407726.00
21	PUNJAB	61588018.00	5831469.00	3236790.00	...	9068259.00	70656277.00
22	RAJASTHAN	136871839.00	5088769.00	2727944.00	2.00	7816715.00	144688554.00
23	SIKKIM	2739758.00	165802.00	536222.00	14542.00	716566.00	3456324.00
24	TAMIL NADU	168906586.00	24577840.00	6079029.00	228925.00	30885794.00	199792380.00
25	TRIPURA	9997296.00	940773.00	543903.00	10200.00	1494876.00	11492172.00
26	UTTARAKHAND	40486993.00	4929929.00	1368233.00	...	6298162.00	46785155.00
27	UTTAR PRADESH	290530840.00	37942920.00	2063732.00	...	40006652.00	330537492.00
28	WEST BENGAL	169672612.00	12206277.00	3926251.00	1722970.00	17855498.00	187528110.00
TOTAL (STATES)		2430630795.00	336036998.00	91553393.00	4082889.00	431673280.00	2862304075.00
29	A. & N. ISLANDS	3751000.00	120466.00	167053.00	820.00	288339.00	4039339.00
30	CHANDIGARH	4267200.00	1087803.00	449435.00	...	1537238.00	5804438.00
31	DADRA & NAGAR HAVELI	1071700.00	11800.00	18100.00	...	29900.00	1101600.00
32	DAMAN & DIU	628500.00	69600.00	43100.00	...	112700.00	741200.00
33	DELHI	51101271.00	3573205.00	1994028.00	25500.00	5592733.00	56694004.00
34	LAKSHADWEEP	797800.00	217400.00	21012.00	...	238412.00	1036212.00
35	PUDUCHERRY	5853157.00	1840290.00	700351.00	17316.00	2557957.00	8411114.00
TOTAL (U.T.s)		67470628.00	6920564.00	3393079.00	43636.00	10357279.00	77827907.00
TOTAL (STATES & U.T.s)		2498101423.00	342957562.00	94946472.00	4126525.00	442030559.00	2940131982.00
CENTRE TOTAL		740398400.00	319249061.00	29158021.00	3427600.00	351834682.00	1092233082.00
GRAND TOTAL		3238499823.00	662206623.00	124104493.00	7554125.00	793865241.00	4032365064.00

..NICNET..

STATEMENT NO (3) : PLAN & NON-PLAN BUDGET PROVISION FOR EDUCATION BY ALL DEPARTMENTS  
( REVENUE ACCOUNT )  
2010-11 (ACTUAL)

(RUPEES IN THOUSANDS)

S.NO.	STATE/ UNION TERRITORY	EDUCATION DEPARTMENT			OTHER DEPARTMENTS			TOTAL		
		PLAN	NON-PLAN	TOTAL	PLAN	NON-PLAN	TOTAL	PLAN	NON-PLAN	TOTAL
1	ANDHRA PRADESH	18996746.00	98773113.00	117769859.00	32951663.00	13394933.00	46346596.00	51948409.00	112168046.00	164116455.00
2	ARUNACHAL PRADESH	740407.00	3533832.00	4294239.00	485385.00	220266.00	705651.00	1225792.00	3774098.00	4999890.00
3	ASSAM	8294089.00	51173109.00	59467198.00	2763098.00	8166285.00	10929383.00	11057187.00	59339394.00	70396581.00
4	BIHAR	25435524.00	54021142.00	79456666.00	2318560.00	5149627.00	7468187.00	27754084.00	59170769.00	86924853.00
5	CHHATTISGARH	21182050.00	12252803.00	33434853.00	1848951.00	9318161.00	11167112.00	23031001.00	21570964.00	44601965.00
6	GOA	14111195.00	6536665.00	7947860.00	896591.00	911911.00	1808502.00	2307786.00	7448576.00	9756362.00
7	GUJARAT	8512740.00	97898689.00	106411429.00	10055316.00	9246315.00	19301631.00	18568056.00	107145004.00	125713060.00
8	HARYANA	15652703.00	42043551.00	57696254.00	6390589.00	4224942.00	10615531.00	22043292.00	46268493.00	68311785.00
9	HIMACHAL PRADESH	2356673.00	23278886.00	25635559.00	1401897.00	2252661.00	3654558.00	3758570.00	25531547.00	29290117.00
10	JAMMU & KASHMIR	..	19649908.00	19649908.00	..	4741534.00	4741534.00	..	24391442.00	24391442.00
11	JHARKHAND	11848015.00	23500367.00	35348382.00	4653546.00	2213551.00	6867097.00	16501561.00	25713918.00	42215479.00
12	KARNATAKA	26038991.00	78226054.00	104265045.00	8501773.00	7514549.00	16016322.00	34540764.00	85740603.00	120281367.00
13	KERALA	4719334.00	62042463.00	66761797.00	4530003.00	8287470.00	12817473.00	9249337.00	70329933.00	79579270.00
14	MADHYA PRADESH	8930346.00	56567140.00	65497486.00	6810596.00	5730274.00	12540870.00	15740942.00	62297414.00	78038356.00
15	MAHARASHTRA	6268304.00	252360371.00	258628675.00	9753833.00	35347101.00	45100934.00	16022137.00	287707472.00	303729609.00
16	MANIPUR	850828.00	4136798.00	4987626.00	714575.00	595702.00	1310277.00	1565403.00	4732500.00	6297903.00
17	MEGHALAYA	1683579.00	4929004.00	6612583.00	349884.00	290285.00	640169.00	2033463.00	5219289.00	7252752.00
18	MIZORAM	1541907.00	3587388.00	5129295.00	315409.00	221412.00	536821.00	1857316.00	3808800.00	5666116.00
19	NAGALAND	374974.00	5042586.00	5417560.00	345099.00	736283.00	1081382.00	720073.00	5778869.00	6498942.00
20	ODISHA	14992777.00	48708867.00	63701644.00	1405457.00	5052707.00	6458164.00	16398234.00	53761574.00	70159808.00
21	PUNJAB	3517740.00	36206403.00	39724147.00	1593820.00	3765813.00	5359633.00	5111560.00	39972220.00	45083780.00
22	RAJASTHAN	15166895.00	84738702.00	99905597.00	1382658.00	5089437.00	6472095.00	16549553.00	89828139.00	106377692.00
23	SIKKIM	1244155.00	1672880.00	2917035.00	368250.00	187046.00	555296.00	1612405.00	1859926.00	3472331.00
24	TAMIL NADU	5811570.00	128580758.00	134392328.00	8116954.00	15736949.00	23853903.00	13928524.00	144317707.00	158246231.00
25	TRIPURA	672878.00	7496031.00	8168909.00	860282.00	438439.00	1298721.00	1533160.00	7934470.00	9467630.00
26	UTTARAKHAND	5459706.00	25786332.00	31246038.00	2020124.00	2299032.00	4319156.00	7479830.00	28085364.00	35565194.00
27	UTTAR PRADESH	24659978.00	159624730.00	184284708.00	9806289.00	19722065.00	29528354.00	34466267.00	179346795.00	213813062.00
28	WEST BENGAL	18402813.00	117373630.00	135776443.00	4738343.00	8237274.00	12975617.00	23141156.00	125610904.00	148752060.00
TOTAL (STATES)		254766917.00	1509762206.00	1764529123.00	125378945.00	179092024.00	304470969.00	380145862.00	1688854230.00	2069000092.00
29	A. & N. ISLANDS	957029.00	1788601.00	2745630.00	124068.00	100596.00	224664.00	1081097.00	1889197.00	2970294.00
30	CHANDIGARH	408294.00	4508448.00	4916742.00	332782.00	987175.00	1319957.00	741076.00	5495623.00	6236699.00
31	DADRA & NAGAR HAVELI	362577.00	254101.00	616678.00	16896.00	6613.00	23509.00	379473.00	260714.00	640187.00
32	DAMAN & DIU	131098.00	298001.00	429099.00	46354.00	28170.00	74524.00	177452.00	326171.00	503623.00
33	DELHI	7012646.00	30158882.00	37171528.00	2415640.00	1830298.00	4245938.00	9428286.00	31989180.00	41417466.00
34	LAKSHADWEEP	153922.00	576477.00	730399.00	123229.00	47595.00	170824.00	277151.00	624072.00	901223.00
35	PUDUCHERRY	1940736.00	2967405.00	4908141.00	1236357.00	360930.00	1597287.00	3177093.00	3328335.00	6505428.00
TOTAL (U.T.s)		10966302.00	40551915.00	51518217.00	4295326.00	3361377.00	7656703.00	15261628.00	43913292.00	59174920.00
TOTAL (STATES & U.T.)		265733219.00	1550314121.00	1816047340.00	129674271.00	182453401.00	312127672.00	395407490.00	1732767522.00	2128175012.00
CENTRAL TOTAL		435364158.00	83689600.00	519053758.00	144170975.00	143382614.00	287553589.00	579535133.00	227072214.00	806607347.00
GRAND TOTAL		701097377.00	1634003721.00	2335101098.00	273845246.00	325836015.00	599681261.00	974942623.00	1959839736.00	2934782359.00

..NICNET..

STATEMENT NO (3) : PLAN & NON-PLAN BUDGET PROVISION FOR EDUCATION BY ALL DEPARTMENTS  
( REVENUE ACCOUNT )  
2011-12 (REVISED ESTIMATES)

(RUPEES IN THOUSANDS)

S.NO.	STATE/ UNION TERRITORY	EDUCATION DEPARTMENT			OTHER DEPARTMENTS			TOTAL		
		PLAN	NON-PLAN	TOTAL	PLAN	NON-PLAN	TOTAL	PLAN	NON-PLAN	TOTAL
1	ANDHRA PRADESH	29869597.00	128978978.00	158848575.00	36595023.00	19384920.00	55979943.00	66464620.00	148363898.00	214828518.00
2	ARUNACHAL PRADESH	1379557.00	4082838.00	5462395.00	497756.00	314939.00	812695.00	1877313.00	4397777.00	6275090.00
3	ASSAM	7080342.00	59635344.00	66715686.00	6234966.00	6940439.00	13175405.00	13315308.00	66575783.00	79891091.00
4	BIHAR	31101548.00	76547774.00	107649322.00	13806829.00	8789496.00	22596325.00	44908377.00	85337270.00	130245647.00
5	CHHATTISGARH	31186585.00	14988754.00	46175339.00	3450487.00	2148987.00	5599474.00	34637072.00	17137741.00	51774813.00
6	GOA	1877171.00	7222210.00	9099381.00	2447989.00	1134577.00	3582566.00	4325160.00	8356787.00	12681947.00
7	GUJARAT	11866442.00	104758236.00	116624678.00	15181929.00	8584187.00	23766116.00	27048371.00	113342423.00	140390794.00
8	HARYANA	23216089.00	45981763.00	69197852.00	10855367.00	4610058.00	15465425.00	34071456.00	50591821.00	84663277.00
9	HIMACHAL PRADESH	3289875.00	27166466.00	30456341.00	1170779.00	2604800.00	3775579.00	4460654.00	29771266.00	34231920.00
10	JAMMU & KASHMIR	5712978.00	26609001.00	32321979.00	736483.00	6743558.00	7480041.00	6449461.00	33352559.00	39802020.00
11	JHARKHAND	14762640.00	31984446.00	46747086.00	7667762.00	2643390.00	10311152.00	22430402.00	34627836.00	57058238.00
12	KARNATAKA	30555702.00	91988024.00	122543726.00	13404590.00	9935943.00	23340533.00	43960292.00	101923967.00	145884259.00
13	KERALA	5369725.00	85565943.00	90935668.00	5568549.00	9669645.00	15238194.00	10938274.00	95235588.00	106173862.00
14	MADHYA PRADESH	17603263.00	76924448.00	94527711.00	7596859.00	6791643.00	14388502.00	25200122.00	83716091.00	108916213.00
15	MAHARASHTRA	8076198.00	277210990.00	285287188.00	19407060.00	37786098.00	57193158.00	27483258.00	314997088.00	342480346.00
16	MANIPUR	712941.00	5608232.00	6321173.00	835582.00	880397.00	1715979.00	1548523.00	6488629.00	8037152.00
17	MEGHALAYA	2321000.00	4317060.00	6638060.00	622921.00	322512.00	945433.00	2943921.00	4639572.00	7583493.00
18	MIZORAM	2394000.00	3369627.00	5763627.00	431377.00	239439.00	670816.00	2825377.00	3630966.00	6434443.00
19	NAGALAND	361238.00	5755802.00	6117040.00	424054.00	1489016.00	1913070.00	785292.00	7244818.00	8030110.00
20	ODISHA	21076427.00	49126609.00	70203036.00	3238864.00	6827561.00	10066425.00	24315291.00	55954170.00	80269461.00
21	PUNJAB	8090471.00	48943050.00	57033521.00	2145230.00	7592055.00	9737285.00	10235701.00	56535105.00	66770806.00
22	RAJASTHAN	24532119.00	95038284.00	119570403.00	2012082.00	5399367.00	7411449.00	26544201.00	100437651.00	126981852.00
23	SIKKIM	1101180.00	1625419.00	2726599.00	354901.00	179153.00	534054.00	1456081.00	1804572.00	3260653.00
24	TAMIL NADU	13951090.00	134373246.00	148324336.00	11588010.00	18096066.00	29684076.00	25539100.00	152469312.00	178008412.00
25	TRIPURA	904762.00	8055276.00	8960038.00	962223.00	425637.00	1387860.00	1866985.00	8480913.00	10347898.00
26	UTTARAKHAND	4527724.00	26234238.00	30761962.00	3109734.00	2516517.00	5626251.00	7637458.00	28750755.00	36388213.00
27	UTTAR PRADESH	36221827.00	208998493.00	245220320.00	8265596.00	25936717.00	34202313.00	44487423.00	234935210.00	279422633.00
28	WEST BENGAL	27709552.00	138852757.00	166562309.00	4573387.00	9418633.00	13992020.00	32282939.00	148271390.00	180554329.00
TOTAL (STATES)		366852043.00	1789943308.00	2156795351.00	183186389.00	207405750.00	390592139.00	550038432.00	1997349058.00	2547387490.00
29	A. & N. ISLANDS	1365300.00	1931200.00	3296500.00	155462.00	120340.00	275802.00	1520762.00	2051540.00	3572302.00
30	CHANDIGARH	498200.00	3216700.00	3714900.00	383900.00	1128391.00	1512291.00	882100.00	4345091.00	5227191.00
31	DADRA & NAGAR HAVELI	463500.00	278700.00	742200.00	186200.00	7321.00	25941.00	482120.00	286021.00	768141.00
32	DAMAN & DIU	197000.00	307700.00	504700.00	75510.00	34500.00	110010.00	272510.00	342200.00	614710.00
33	DELHI	9386800.00	35299186.00	44685986.00	2814779.00	2159239.00	4974018.00	12201579.00	37458425.00	49660004.00
34	LAKSHADWEEP	160000.00	591600.00	751600.00	224760.00	50723.00	275483.00	384760.00	642323.00	1027083.00
35	PUDUCHERRY	1667715.00	2871751.00	4539466.00	1768277.00	363313.00	2131590.00	3435992.00	3235064.00	6671056.00
TOTAL (U.T.s)		13738515.00	44496837.00	58235352.00	5441308.00	3863827.00	9305135.00	19179823.00	48360664.00	67540487.00
TOTAL (STATES & U.T.)		380590558.00	1834440145.00	2215030703.00	188627697.00	211269577.00	399897274.00	569218255.00	2045709722.00	2614927977.00
CENTRAL TOTAL		517682000.00	95808200.00	613490200.00	144076787.00	138962767.00	283039554.00	661758787.00	234770967.00	896529754.00
GRAND TOTAL		898272558.00	1930248345.00	2828520903.00	332704484.00	350232344.00	682936828.00	1230977042.00	2280480689.00	3511457731.00

..NICNET..



STATEMENT NO (3) : PLAN & NON-PLAN BUDGET PROVISION FOR EDUCATION BY ALL DEPARTMENTS  
( REVENUE ACCOUNT )  
2012-13 (BUDGET ESTIMATES)

(RUPEES IN THOUSANDS)

S.NO.	STATE/ UNION TERRITORY	EDUCATION DEPARTMENT			OTHER DEPARTMENTS			TOTAL		
		PLAN	NON-PLAN	TOTAL	PLAN	NON-PLAN	TOTAL	PLAN	NON-PLAN	TOTAL
1	ANDHRA PRADESH	35549991.00	144856097.00	180406088.00	42595145.00	25796037.00	68391182.00	78145136.00	170652134.00	248797270.00
2	ARUNACHAL PRADESH	750000.00	4187604.00	4937604.00	324974.00	285904.00	610878.00	1074974.00	4473508.00	5548482.00
3	ASSAM	10558759.00	75013289.00	85572048.00	7506411.00	8409289.00	15915700.00	18065170.00	83422578.00	101487748.00
4	BIHAR	34769520.00	89385426.00	124154946.00	9752374.00	7218906.00	17571280.00	44521894.00	97204332.00	141726226.00
5	CHHATTISGARH	35015894.00	16559184.00	51575078.00	3872946.00	2234171.00	6107117.00	38888840.00	18793355.00	57682195.00
6	GOA	2459486.00	7878110.00	10337596.00	2927265.00	1218198.00	4145463.00	5386751.00	9096308.00	14483059.00
7	GUJARAT	15459459.00	104488523.00	119947982.00	19764513.00	10425939.00	30190452.00	35223972.00	114914462.00	150138434.00
8	HARYANA	31156383.00	53127006.00	84283389.00	9170484.00	5067089.00	14237573.00	40326867.00	58194095.00	98520962.00
9	HIMACHAL PRADESH	3202302.00	30339726.00	33542028.00	1115904.00	2561186.00	3677090.00	4318206.00	32900912.00	37219118.00
10	JAMMU & KASHMIR	7384258.00	27192730.00	34576988.00	814351.00	7167741.00	7982092.00	8198609.00	34360471.00	42559080.00
11	JHARKHAND	17709680.00	38525897.00	56235577.00	7188594.00	2764727.00	9953321.00	24898274.00	41290624.00	66188898.00
12	KARNATAKA	43132303.00	101771348.00	144903651.00	17821766.00	11850359.00	29672125.00	60954069.00	113621707.00	174575776.00
13	KERALA	9829979.00	90296762.00	100126741.00	9167100.00	10484986.00	19652086.00	18997079.00	100781748.00	119778827.00
14	MADHYA PRADESH	19999693.00	82097628.00	102097321.00	8349323.00	7602177.00	15951500.00	28349016.00	89699805.00	118048821.00
15	MAHARASHTRA	11321023.00	300796139.00	312117162.00	20690361.00	37031721.00	57722082.00	32011384.00	337827860.00	369839244.00
16	MANIPUR	898030.00	5774881.00	6672911.00	758716.00	885306.00	1644022.00	1656746.00	6660187.00	8316933.00
17	MEGHALAYA	2547100.00	4932276.00	7479376.00	1293331.00	397815.00	1691146.00	3840431.00	5330091.00	9170522.00
18	MIZORAM	2742870.00	3969840.00	6712710.00	428165.00	279267.00	707432.00	3171035.00	4249107.00	7420142.00
19	NAGALAND	297910.00	6704612.00	7002522.00	447393.00	1008233.00	1455626.00	745303.00	7712845.00	8458148.00
20	ODISHA	23173568.00	53981567.00	77155135.00	1814258.00	8438333.00	10252591.00	24987826.00	62419900.00	87407726.00
21	PUNJAB	9342658.00	52245360.00	61588018.00	2474468.00	6593791.00	9068259.00	11817126.00	58839151.00	70656277.00
22	RAJASTHAN	24330093.00	112541746.00	136871839.00	1953443.00	5863272.00	7816715.00	26283536.00	118405018.00	144688554.00
23	SIKKIM	532998.00	2206760.00	2739758.00	453079.00	263487.00	716566.00	986077.00	2470247.00	3456324.00
24	TAMIL NADU	25435604.00	143470982.00	168906586.00	12838487.00	18047307.00	30885794.00	38274091.00	161518289.00	199792380.00
25	TRIPURA	1142968.00	8854328.00	9997296.00	1029080.00	465796.00	1494876.00	2172048.00	9320124.00	11492172.00
26	UTTARAKHAND	6790356.00	33696637.00	40486993.00	3475355.00	2822807.00	6298162.00	10265711.00	36519444.00	46785155.00
27	UTTAR PRADESH	58624237.00	231906603.00	290530840.00	9455409.00	30551243.00	40006652.00	68079646.00	262457846.00	330537492.00
28	WEST BENGAL	28382008.00	141290604.00	169672612.00	6907842.00	10947656.00	17855498.00	35289850.00	152238260.00	187528110.00
TOTAL (STATES)		462539130.00	1968091665.00	2430630795.00	204390537.00	227282743.00	431673280.00	666929667.00	2195374408.00	2862304075.00
29	A. & N. ISLANDS	1686300.00	2064700.00	3751000.00	159893.00	128446.00	288339.00	1846193.00	2193146.00	4039339.00
30	CHANDIGARH	875300.00	3391900.00	4267200.00	402580.00	1134658.00	1537238.00	1277880.00	4526558.00	5804438.00
31	DADRA & NAGAR HAVELI	776800.00	294900.00	1071700.00	22200.00	7700.00	29900.00	799000.00	302600.00	1101600.00
32	DAMAN & DIU	302700.00	325800.00	628500.00	77800.00	34900.00	112700.00	380500.00	360700.00	741200.00
33	DELHI	12772600.00	38328671.00	51101271.00	3193800.00	2398933.00	5592733.00	15966400.00	40727604.00	56694004.00
34	LAKSHADWEEP	192500.00	605300.00	797800.00	179650.00	58762.00	238412.00	372150.00	664062.00	1036212.00
35	PUDUCHERRY	1944497.00	3908660.00	5853157.00	2050806.00	507151.00	2557957.00	3995303.00	4415811.00	8411114.00
TOTAL (U.T.s)		18550697.00	48919931.00	67470628.00	6086729.00	4270550.00	10357279.00	24637426.00	53190481.00	77827907.00
TOTAL (STATES & U.T.)		481089827.00	2017011596.00	2498101423.00	210477266.00	231553293.00	442030559.00	691567093.00	2248564889.00	2940131982.00
CENTRAL TOTAL		614070000.00	126328400.00	740398400.00	186977562.00	164857120.00	351834682.00	801047562.00	291185520.00	1092233082.00
GRAND TOTAL		1095159827.00	2143339996.00	3238499823.00	397454828.00	396410413.00	793865241.00	1492614655.00	2539750409.00	4032365064.00

..NICNET..

STATEMENT NO (3-A) : PERCENTAGE OF TOTAL PLAN & NON-PLAN BUDGETED EXPENDITURE ON EDUCATION  
DEPARTMENT TO THE TOTAL STATE PLAN & NON-PLAN BUDGETED EXPENDITURE  
( REVENUE ACCOUNT )

S.NO	STATE/UNION TERRITORY	2010-11 (ACTUALS)			2011-12 (R.E.)			2012-13 (B.E.)		
		PLAN	NON-PLAN	TOTAL	PLAN	NON-PLAN	TOTAL	PLAN	NON-PLAN	TOTAL
1	ANDHRA PRADESH	9.64	16.79	15.00	11.94	18.07	16.48	11.81	17.61	16.06
2	ARUNACHAL PRADESH	6.11	14.03	11.47	8.14	13.13	11.37	4.82	15.82	11.75
3	ASSAM	13.63	30.34	25.91	7.00	26.58	20.49	9.17	30.27	23.57
4	BIHAR	23.80	19.62	20.79	19.00	19.59	19.42	18.79	21.06	20.37
5	CHHATTISGARH	26.25	10.86	17.27	26.42	10.89	18.06	27.38	10.59	18.15
6	GOA	15.12	16.98	16.61	12.60	15.42	14.74	11.09	16.08	14.53
7	GUJARAT	5.44	23.43	18.53	7.12	23.97	19.32	7.77	19.94	16.59
8	HARYANA	25.04	19.06	20.38	23.10	17.69	19.20	27.89	18.57	21.19
9	HIMACHAL PRADESH	14.27	20.08	19.35	18.17	22.35	21.81	19.53	21.17	21.00
10	JAMMU & KASHMIR	...	11.19	10.64	51.75	12.44	14.37	51.40	11.74	14.06
11	JHARKHAND	15.47	18.67	17.46	14.53	21.27	18.55	15.74	23.28	20.23
12	KARNATAKA	17.15	20.14	19.30	15.45	20.23	18.78	18.05	17.97	17.99
13	KERALA	10.95	20.44	19.26	9.61	21.68	20.18	11.58	20.94	19.40
14	MADHYA PRADESH	6.92	17.62	14.55	10.64	19.62	16.96	10.56	18.41	16.07
15	MAHARASHTRA	3.65	28.27	24.29	3.27	27.00	22.40	3.93	27.91	22.86
16	MANIPUR	9.03	13.19	12.23	4.71	13.91	11.40	4.51	13.92	10.87
17	MEGHALAYA	11.43	19.41	16.48	9.77	16.62	13.35	8.46	16.70	12.54
18	MIZORAM	12.88	16.28	15.08	15.89	13.88	14.65	17.27	15.39	16.10
19	NAGALAND	4.24	15.27	12.94	3.58	14.00	11.95	3.40	15.39	13.39
20	ODISHA	20.28	22.17	21.69	21.62	17.98	18.94	22.25	17.40	18.62
21	PUNJAB	15.16	11.84	12.08	21.55	14.90	15.58	20.07	14.31	14.96
22	RAJASTHAN	17.33	23.46	22.26	18.14	22.54	21.48	17.23	23.40	22.00
23	SIKKIM	18.42	7.49	10.03	11.79	6.19	7.66	5.11	8.73	7.67
24	TAMIL NADU	4.07	21.92	18.43	6.95	20.69	17.45	9.92	19.77	17.20
25	TRIPURA	7.65	21.54	18.74	7.52	21.07	17.83	7.54	20.22	16.96
26	UTTARAKHAND	22.08	28.19	26.89	14.93	23.24	21.48	21.55	26.82	25.76
27	UTTAR PRADESH	11.72	18.42	17.11	13.43	20.35	18.91	19.76	18.81	18.99
28	WEST BENGAL	15.27	22.36	21.04	16.22	23.40	21.80	15.10	21.76	20.27
TOTAL (STATES)		12.62	20.69	18.93	13.31	20.82	19.00	14.51	20.30	18.87
29	A. & N. ISLANDS	15.64	14.08	14.59	16.01	14.75	15.25	17.19	15.05	15.94
30	CHANDIGARH	25.49	21.86	22.13	25.50	15.62	16.47	23.21	15.94	17.03
31	DADRA & NAGAR HAVELI	21.59	2.00	4.29	25.52	1.57	3.79	21.63	1.66	5.02
32	DAMAN & DIU	18.38	4.47	5.81	13.28	3.31	4.69	13.85	3.90	5.97
33	DELHI	14.34	31.78	25.85	13.67	28.94	23.44	17.42	26.43	23.41
34	LAKSHADWEEP	14.05	12.30	12.63	13.16	12.13	12.33	13.25	12.17	12.42
35	PUDUCHERRY	15.80	12.84	13.86	12.40	14.49	13.65	7.53	17.36	12.10
TOTAL (U.T.)		15.14	23.12	20.79	14.15	21.45	19.12	15.46	20.94	19.08
TOTAL (STATES & U.T.)		12.65	20.75	18.97	13.34	20.83	19.00	14.55	20.31	18.87

..NICNET..

STATEMENT NO (3-B) : PERCENTAGE OF TOTAL PLAN & NON-PLAN BUDGETED EXPENDITURE ON EDUCATION & OTHER  
DEPARTMENT TO THE TOTAL STATE PLAN & NON-PLAN BUDGETED EXPENDITURE  
( REVENUE ACCOUNT )

S.NO.	STATE/ UNION TERRITORY	2010-11 (ACTUALS)			2011-12 (R.E.)			2012-13 (B.E.)		
		PLAN	NON-PLAN	TOTAL	PLAN	NON-PLAN	TOTAL	PLAN	NON-PLAN	TOTAL
1	ANDHRA PRADESH	26.37	19.07	20.90	26.56	20.78	22.28	25.96	20.75	22.15
2	ARUNACHAL PRADESH	10.12	14.90	13.35	11.08	14.15	13.06	6.91	16.90	13.20
3	ASSAM	18.17	35.18	30.67	13.16	29.67	24.54	15.68	33.67	27.96
4	BIHAR	25.97	21.49	22.75	27.43	21.84	23.49	24.06	22.90	23.25
5	CHHATTISGARH	28.54	19.11	23.04	29.34	12.45	20.25	30.41	12.02	20.30
6	GOA	24.73	19.34	20.39	29.02	17.84	20.54	24.29	18.57	20.35
7	GUJARAT	11.86	25.64	21.89	16.23	25.94	23.25	17.71	21.93	20.77
8	HARYANA	35.26	20.98	24.13	33.90	19.46	23.49	36.10	20.34	24.76
9	HIMACHAL PRADESH	22.76	22.02	22.11	24.63	24.49	24.51	26.33	22.96	23.31
10	JAMMU & KASHMIR	...	13.89	13.21	58.42	15.59	17.69	57.06	14.84	17.31
11	JHARKHAND	21.55	20.43	20.85	22.07	23.03	22.64	22.13	24.95	23.81
12	KARNATAKA	22.74	22.07	22.26	22.23	22.41	22.36	25.51	20.06	21.68
13	KERALA	21.46	23.17	22.96	19.58	24.13	23.56	22.38	23.37	23.21
14	MADHYA PRADESH	12.19	19.41	17.34	15.23	21.36	19.54	14.96	20.11	18.58
15	MAHARASHTRA	9.32	32.23	28.53	11.12	30.68	26.89	11.11	31.35	27.08
16	MANIPUR	16.62	15.09	15.44	10.23	16.09	14.49	8.33	16.05	13.55
17	MEGHALAYA	13.81	20.55	18.07	12.39	17.86	15.25	12.75	18.05	15.38
18	MIZORAM	15.51	17.29	16.66	18.75	14.87	16.36	19.96	16.47	17.80
19	NAGALAND	8.14	17.50	15.52	7.78	17.63	15.69	8.52	17.71	16.17
20	ODISHA	22.18	24.46	23.89	24.95	20.48	21.65	23.99	20.13	21.10
21	PUNJAB	22.03	13.07	13.70	27.27	17.21	18.24	25.39	16.12	17.16
22	RAJASTHAN	18.91	24.87	23.71	19.63	23.83	22.81	18.62	24.62	23.25
23	SIKKIM	23.88	8.33	11.94	15.60	6.87	9.16	9.46	9.77	9.68
24	TAMIL NADU	9.76	24.61	21.70	12.73	23.48	20.94	14.93	22.25	20.34
25	TRIPURA	17.43	22.80	21.72	15.52	22.18	20.59	14.33	21.28	19.49
26	UTTARAKHAND	30.25	30.70	30.60	25.18	25.47	25.41	32.57	29.06	29.77
27	UTTAR PRADESH	16.38	20.70	19.86	16.50	22.88	21.55	22.95	21.29	21.61
28	WEST BENGAL	19.20	23.93	23.05	18.90	24.99	23.63	18.78	23.45	22.40
TOTAL (STATES)		18.83	23.15	22.19	19.96	23.23	22.44	20.93	22.64	22.22
29	A. & N. ISLANDS	17.66	14.87	15.78	17.83	15.67	16.52	18.82	15.99	17.17
30	CHANDIGARH	46.27	26.65	28.07	45.16	21.10	23.18	33.88	21.27	23.17
31	DADRA & NAGAR HAVELI	22.60	2.05	4.45	26.54	1.61	3.92	22.25	1.70	5.16
32	DAMAN & DIU	24.88	4.89	6.82	18.37	3.69	5.71	17.42	4.32	7.03
33	DELHI	19.27	33.71	28.80	17.77	30.71	26.05	21.78	28.08	25.97
34	LAKSHADWEEP	25.30	13.32	15.59	31.66	13.17	16.85	25.61	13.35	16.13
35	PUDUCHERRY	25.86	14.40	18.38	25.56	16.32	20.06	15.46	19.61	17.39
TOTAL (U.T.)		21.08	25.04	23.88	19.75	23.31	22.18	20.54	22.77	22.01
TOTAL (STATES & U.T.)		18.91	23.19	22.24	19.95	23.23	22.43	20.91	22.64	22.21

..NICNET..

## STATEMENT NO (4) : TOTAL STATE BUDGETED EXPENDITURE ON EDUCATION &amp; TRAINING ( REVENUE ACCOUNT )

(RUPEES IN THOUSANDS)

S.NO.	STATE/ UNION TERRITORY	2010-11 (ACTUALS)			2011-12 (R.E.)			2012-13 (B.E.)		
		TOTAL STATE BUDGET	EXP. ON EDN. & TRAN. BY EDU. & OTHER DEPT.	% AGE OF COL(3) TO COL(2)	TOTAL STATE BUDGET	EXP. ON EDN. & TRAN. BY EDU. & OTHER DEPT.	% AGE OF COL(6) TO COL(5)	TOTAL STATE BUDGET	EXP. ON EDN. & TRAN. BY EDU. & OTHER DEPT.	% AGE OF COL(9) TO COL(8)
1	2	3	4	5	6	7	8	9	10	
1	ANDHRA PRADESH	785342600.00	164116455.00	20.90	964145600.00	214828518.00	22.28	1123423900.00	248797270.00	22.15
2	ARUNACHAL PRADESH	37442400.00	4999890.00	13.35	48035700.00	6275090.00	13.06	42035100.00	5548482.00	13.20
3	ASSAM	229518200.00	70396581.00	30.67	325546100.00	79891091.00	24.54	362988600.00	101487748.00	27.96
4	BIHAR	382159200.00	86924853.00	22.75	554445600.00	130245647.00	23.49	609592700.00	141726226.00	23.25
5	CHHATTISGARH	193557500.00	44601965.00	23.04	255676900.00	51774813.00	20.25	284193800.00	57682195.00	20.30
6	GOA	47837900.00	9756362.00	20.39	61736200.00	12681947.00	20.54	71166400.00	14483059.00	20.35
7	GUJARAT	574400100.00	125713060.00	21.89	603716500.00	140390794.00	23.25	722880500.00	150138434.00	20.77
8	HARYANA	283101800.00	68311785.00	24.13	360492500.00	84663277.00	23.49	397835200.00	98520962.00	24.76
9	HIMACHAL PRADESH	132460900.00	29290117.00	22.11	139671500.00	34231920.00	24.51	159691900.00	37219118.00	23.31
10	JAMMU & KASHMIR	184668100.00	24391442.00	13.21	224947600.00	39802020.00	17.69	245909000.00	42559080.00	17.31
11	JHARKHAND	202425800.00	42215479.00	20.85	251974300.00	57058238.00	22.64	278005500.00	66188898.00	23.81
12	KARNATAKA	540338500.00	120281367.00	22.26	652538200.00	145884259.00	22.36	805299700.00	174575776.00	21.68
13	KERALA	346648100.00	79579270.00	22.96	450594900.00	106173862.00	23.56	516053500.00	119778827.00	23.21
14	MADHYA PRADESH	450115900.00	78038356.00	17.34	557441000.00	108916213.00	19.54	635435000.00	118048821.00	18.58
15	MAHARASHTRA	1064593700.00	303729609.00	28.53	1273715200.00	342480346.00	26.89	1365592200.00	369839244.00	27.08
16	MANIPUR	40779900.00	6297903.00	15.44	55464300.00	8037152.00	14.49	61395700.00	8316933.00	13.55
17	MEGHALAYA	40127200.00	7252752.00	18.07	49738000.00	7583493.00	15.25	59644300.00	9170522.00	15.38
18	MIZORAM	34004500.00	5666116.00	16.66	39340500.00	6434443.00	16.36	41687200.00	7420142.00	17.80
19	NAGALAND	41878200.00	6498942.00	15.52	51194400.00	8030110.00	15.69	52305900.00	8458148.00	16.17
20	ODISHA	293679500.00	70159808.00	23.89	370715100.00	80269461.00	21.65	414319700.00	87407726.00	21.10
21	PUNJAB	328971800.00	45083780.00	13.70	365994300.00	66770806.00	18.24	411666700.00	70656277.00	17.16
22	RAJASTHAN	448733400.00	106377692.00	23.71	556779000.00	126981852.00	22.81	622192200.00	144688554.00	23.25
23	SIKKIM	29075200.00	3472331.00	11.94	35590400.00	3260653.00	9.16	35700200.00	3456324.00	9.68
24	TAMIL NADU	729163000.00	158246231.00	21.70	850163200.00	178008412.00	20.94	982138500.00	199792380.00	20.34
25	TRIPURA	43593358.00	9467630.00	21.72	50259051.00	10347898.00	20.59	58951903.00	11492172.00	19.49
26	UTTARAKHAND	116210800.00	188603864.00	162.29	143215300.00	250846571.00	175.15	157171200.00	296829002.00	188.86
27	UTTAR PRADESH	1076756100.00	60774392.00	5.64	1296455400.00	64964275.00	5.01	1529636100.00	80493645.00	5.26
28	WEST BENGAL	645381900.00	148752060.00	23.05	764174000.00	180554329.00	23.63	837193900.00	187528110.00	22.40
	TOTAL (STATES)	9322965558.00	2069000092.00	22.19	11353760751.00	2547387490.00	22.44	12884106503.00	2862304075.00	22.22
29	A. & N. ISLANDS	18822390.00	2970294.00	15.78	21618400.00	3572302.00	16.52	23529200.00	4039339.00	17.17
30	CHANDIGARH	22221225.00	6236699.00	28.07	22551100.00	5227191.00	23.18	25054200.00	5804438.00	23.17
31	DADRA & NAGAR HAVELI	14386787.00	640187.00	4.45	19603200.00	768141.00	3.92	21358400.00	1011600.00	5.16
32	DAMAN & DIU	7386476.00	503623.00	6.82	10766900.00	614710.00	5.71	10536100.00	741200.00	7.03
33	DELHI	143817364.00	41417466.00	28.80	190658878.00	49660004.00	26.05	218333700.00	56694004.00	25.97
34	LAKSHADWEEP	5781477.00	901223.00	15.59	6094200.00	1027083.00	16.85	6425600.00	1036212.00	16.13
35	PUDUCHERRY	35401700.00	6505428.00	18.38	33261600.00	6671056.00	20.06	48355500.00	8411114.00	17.39
	TOTAL (U.T.s)	247817419.00	59174920.00	23.88	304554278.00	67540487.00	22.18	353592700.00	77827907.00	22.01
	TOTAL (STATES & U.T.)	9570782977.00	2128175012.00	22.24	11658315029.00	2614927977.00	22.43	13237699203.00	2940131982.00	22.21
	TOTAL ( CENTRE )	10407230000.00	806607347.00	7.75	11619410000.00	896529754.00	7.72	12861090000.00	1092233082.00	8.49
	GRAND TOTAL	19978012977.00	2934782359.00	14.69	23277725029.00	3511457731.00	15.09	26098789203.00	4032365064.00	15.45

...NICNET...

STATEMENT NO (5) : PLAN & NONPLAN BUDGETED EXPENDITURE ON EDUCATION OF EDUCATION DEPARTMENT  
( REVENUE ACCOUNT )

(RUPEES IN THOUSANDS)

2010-11 (ACTUALS)						
S.NO.	STATE/ UNION TERRITORY	TOTAL EXP. ON EDN. OF THE EDN. DEPARTMENT	PLAN EXP. ON EDN. OF THE EDUCATION DEPARTMENT	% AGE OF COL.(3) TO COL.(2)	NON-PLAN EXP. ON EDN. O F THE EDN. DEPARTMENT	% AGE OF COL.(5) TO COL.(2)
1		2	3	4	5	6
1	ANDHRA PRADESH	117769859.00	18996746.00	16.13	98773113.00	83.87
2	ARUNACHAL PRADESH	4294239.00	740407.00	17.24	3553832.00	82.76
3	ASSAM	59467198.00	8294089.00	13.95	51173109.00	86.05
4	BIHAR	79456666.00	25435524.00	32.01	54021142.00	67.99
5	CHHATTISGARH	33434853.00	21182050.00	63.35	12252803.00	36.65
6	GOA	7947860.00	1411195.00	17.76	6536665.00	82.24
7	GUJARAT	106411429.00	8512740.00	8.00	97898689.00	92.00
8	HARYANA	57696254.00	15652703.00	27.13	42043551.00	72.87
9	HIMACHAL PRADESH	25635559.00	2356673.00	9.19	23278886.00	90.81
10	JAMMU & KASHMIR	19649908.00	0.00	0.00	19649908.00	100.00
11	JHARKHAND	35348382.00	11848015.00	33.52	23500367.00	66.48
12	KARNATAKA	104265045.00	26038991.00	24.97	78226054.00	75.03
13	KERALA	66761797.00	4719334.00	7.07	62042463.00	92.93
14	MADHYA PRADESH	65497486.00	8930346.00	13.63	56567140.00	86.37
15	MAHARASHTRA	258628675.00	6268304.00	2.42	252360371.00	97.58
16	MANIPUR	4987626.00	850828.00	17.06	4136798.00	82.94
17	MEGHALAYA	6612583.00	1683579.00	25.46	4929004.00	74.54
18	MIZORAM	5129295.00	1541907.00	30.06	3587388.00	69.94
19	NAGALAND	5417560.00	374974.00	6.92	5042586.00	93.08
20	ODISHA	63701644.00	14992777.00	23.54	48708867.00	76.46
21	PUNJAB	39724147.00	3517740.00	8.86	36206407.00	91.14
22	RAJASTHAN	99905597.00	15166895.00	15.18	84738702.00	84.82
23	SIKKIM	2917035.00	1244155.00	42.65	1672880.00	57.35
24	TAMIL NADU	134392328.00	5811570.00	4.32	128580758.00	95.68
25	TRIPURA	8168909.00	672878.00	8.24	7496031.00	91.76
26	UTTARAKHAND	31246038.00	5459706.00	17.47	25786332.00	82.53
27	UTTAR PRADESH	184284708.00	24659978.00	13.38	159624730.00	86.62
28	WEST BENGAL	135776443.00	18402813.00	13.55	117373630.00	86.45
TOTAL (STATES)		1764529123.00	254766917.00	14.44	1509762206.00	85.56
29	A. & N. ISLANDS	2745630.00	957029.00	34.86	1788601.00	65.14
30	CHANDIGARH	4916742.00	408294.00	8.30	4508448.00	91.70
31	DADRA & NAGAR HAVELI	616678.00	362577.00	58.80	254101.00	41.20
32	DAMAN & DIU	429099.00	131098.00	30.55	298001.00	69.45
33	DELHI	37171528.00	7012646.00	18.87	30158882.00	81.13
34	LAKSHADWEEP	730399.00	153922.00	21.07	576477.00	78.93
35	PUDUCHERRY	4908141.00	1940736.00	39.54	2967405.00	60.46
TOTAL (U.T.s)		51518217.00	10966302.00	21.29	40551915.00	78.71
TOTAL (STATES & U.T.)		1816047340.00	265733219.00	14.63	1550314121.00	85.37
TOTAL ( CENTRE )		519053758.00	435364158.00	83.88	83689600.00	16.12
GRAND TOTAL		2335101098.00	701097377.00	30.02	1634003721.00	69.98

...NICNET...

STATEMENT NO (5) : PLAN & NONPLAN BUDGETED EXPENDITURE ON EDUCATION OF EDUCATION DEPARTMENT  
( REVENUE ACCOUNT )

(RUPEES IN THOUSANDS)

2011-12 (REVISED ESTIMATES)						
S.NO.	STATE/ UNION TERRITORY	TOTAL EXP. ON EDN. OF THE EDN. DEPARTMENT	PLAN EXP. ON EDN. OF THE EDUCATION DEPARTMENT	% AGE OF COL.(8) TO COL.(7)	NON-PLAN EXP. ON EDN. O F THE EDN. DEPARTMENT	% AGE OF COL.(10) TO COL.(7)
1		7	8	9	10	11
1	ANDHRA PRADESH	158848575.00	29869597.00	18.80	128978978.00	81.20
2	ARUNACHAL PRADESH	5462395.00	1379557.00	25.26	4082838.00	74.74
3	ASSAM	66715686.00	7080342.00	10.61	59635344.00	89.39
4	BIHAR	107649322.00	31101548.00	28.89	76547774.00	71.11
5	CHHATTISGARH	46175339.00	31186585.00	67.54	14988754.00	32.46
6	GOA	9099381.00	1877171.00	20.63	7222210.00	79.37
7	GUJARAT	116624678.00	11866442.00	10.17	104758236.00	89.83
8	HARYANA	69197852.00	23216089.00	33.55	45981763.00	66.45
9	HIMACHAL PRADESH	30456341.00	3289875.00	10.80	27166466.00	89.20
10	JAMMU & KASHMIR	32321979.00	5712978.00	17.68	26609001.00	82.32
11	JHARKHAND	46747086.00	14762640.00	31.58	31984446.00	68.42
12	KARNATAKA	122543726.00	30555702.00	24.93	91988024.00	75.07
13	KERALA	90935668.00	5369725.00	5.90	85565943.00	94.10
14	MADHYA PRADESH	94527711.00	17603263.00	18.62	76924448.00	81.38
15	MAHARASHTRA	285287188.00	8076198.00	2.83	277210990.00	97.17
16	MANIPUR	6321173.00	712941.00	11.28	5608232.00	88.72
17	MEGHALAYA	6638060.00	2321000.00	34.97	4317060.00	65.03
18	MIZORAM	5763627.00	2394000.00	41.54	3369627.00	58.46
19	NAGALAND	6117040.00	361238.00	5.91	5755802.00	94.09
20	ODISHA	70203036.00	21076427.00	30.02	49126609.00	69.98
21	PUNJAB	57033521.00	8090471.00	14.19	48943050.00	85.81
22	RAJASTHAN	119570403.00	24532119.00	20.52	95038284.00	79.48
23	SIKKIM	2726599.00	1101180.00	40.39	1625419.00	59.61
24	TAMIL NADU	148324336.00	13951090.00	9.41	134373246.00	90.59
25	TRIPURA	8960038.00	904762.00	10.10	8055276.00	89.90
26	UTTARAKHAND	30761962.00	4527724.00	14.72	26234238.00	85.28
27	UTTAR PRADESH	245220320.00	36221827.00	14.77	208998493.00	85.23
28	WEST BENGAL	166562309.00	27709552.00	16.64	138852757.00	83.36
TOTAL (STATES)		2156795351.00	366852043.00	17.01	1789943308.00	82.99
29	A. & N. ISLANDS	3296500.00	1365300.00	41.42	1931200.00	58.58
30	CHANDIGARH	3714900.00	498200.00	13.41	3216700.00	86.59
31	DADRA & NAGAR HAVELI	742200.00	463500.00	62.45	278700.00	37.55
32	DAMAN & DIU	504700.00	197000.00	39.03	307700.00	60.97
33	DELHI	44685986.00	9386800.00	21.01	35299186.00	78.99
34	LAKSHADWEEP	751600.00	160000.00	21.29	591600.00	78.71
35	PUDUCHERRY	4539466.00	1667715.00	36.74	2871751.00	63.26
TOTAL (U.T.s)		58235352.00	13738515.00	23.59	44496837.00	76.41
TOTAL (STATES & U.T.)		2215030703.00	380590558.00	17.18	1834440145.00	82.82
TOTAL ( CENTRE )		613490200.00	517682000.00	84.38	95808200.00	15.62
GRAND TOTAL		2828520903.00	898272558.00	31.76	1930248345.00	68.24

...NICNET...

STATEMENT NO (5) : PLAN & NONPLAN BUDGETED EXPENDITURE ON EDUCATION OF EDUCATION DEPARTMENT  
( REVENUE ACCOUNT )

(RUPEES IN THOUSANDS)

2012-13 (BUDGET ESTIMATES)						
S.NO.	STATE/ UNION TERRITORY	TOTAL EXP. ON EDN. OF THE EDN. DEPARTMENT	PLAN EXP. ON EDN. OF THE EDUCATION DEPARTMENT	% AGE OF COL.(13) TO COL.(12)	NON-PLAN EXP. ON EDN. O F THE EDN. DEPARTMENT	% AGE OF COL.(15) TO COL.(12)
1		12	13	14	15	16
1	ANDHRA PRADESH	180406088.00	35549991.00	19.71	144856097.00	80.29
2	ARUNACHAL PRADESH	4937604.00	750000.00	15.19	4187604.00	84.81
3	ASSAM	85572048.00	10558759.00	12.34	75013289.00	87.66
4	BIHAR	124154946.00	34769520.00	28.00	89385426.00	72.00
5	CHHATTISGARH	51575078.00	35015894.00	67.89	16559184.00	32.11
6	GOA	10337596.00	2459486.00	23.79	7878110.00	76.21
7	GUJARAT	119947982.00	15459459.00	12.89	104488523.00	87.11
8	HARYANA	84283389.00	31156383.00	36.97	53127006.00	63.03
9	HIMACHAL PRADESH	33542028.00	3202302.00	9.55	30339726.00	90.45
10	JAMMU & KASHMIR	34576988.00	7384258.00	21.36	27192730.00	78.64
11	JHARKHAND	56235577.00	17709680.00	31.49	38525897.00	68.51
12	KARNATAKA	144903651.00	43132303.00	29.77	101771348.00	70.23
13	KERALA	100126741.00	9829979.00	9.82	90296762.00	90.18
14	MADHYA PRADESH	102097321.00	19999693.00	19.59	82097628.00	80.41
15	MAHARASHTRA	312117162.00	11321023.00	3.63	300796139.00	96.37
16	MANIPUR	6672911.00	898030.00	13.46	5774881.00	86.54
17	MEGHALAYA	7479376.00	2547100.00	34.05	4932276.00	65.95
18	MIZORAM	6712710.00	2742870.00	40.86	3969840.00	59.14
19	NAGALAND	7002522.00	297910.00	4.25	6704612.00	95.75
20	ODISHA	77155135.00	23173568.00	30.04	53981567.00	69.96
21	PUNJAB	61588018.00	9342658.00	15.17	52245360.00	84.83
22	RAJASTHAN	136871839.00	24330093.00	17.78	112541746.00	82.22
23	SIKKIM	2739758.00	532998.00	19.45	2206760.00	80.55
24	TAMIL NADU	168906586.00	25435604.00	15.06	143470982.00	84.94
25	TRIPURA	9997296.00	1142968.00	11.43	8854328.00	88.57
26	UTTARAKHAND	40486993.00	6790356.00	16.77	33696637.00	83.23
27	UTTAR PRADESH	290530840.00	58624237.00	20.18	231906603.00	79.82
28	WEST BENGAL	169672612.00	28382008.00	16.73	141290604.00	83.27
TOTAL (STATES)		2430630795.00	462539130.00	19.03	1968091665.00	80.97
29	A. & N. ISLANDS	3751000.00	1686300.00	44.96	2064700.00	55.04
30	CHANDIGARH	4267200.00	875300.00	20.51	3391900.00	79.49
31	DADRA & NAGAR HAVELI	1071700.00	776800.00	72.48	294900.00	27.52
32	DAMAN & DIU	628500.00	302700.00	48.16	325800.00	51.84
33	DELHI	51101271.00	12772600.00	24.99	38328671.00	75.01
34	LAKSHADWEEP	797800.00	192500.00	24.13	605300.00	75.87
35	PUDUCHERRY	5853157.00	1944497.00	33.22	3908660.00	66.78
TOTAL (U.T.s)		67470628.00	18550697.00	27.49	48919931.00	72.51
TOTAL (STATES & U.T.)		2498101423.00	481089827.00	19.26	2017011596.00	80.74
TOTAL ( CENTRE )		740398400.00	614070000.00	82.94	126328400.00	17.06
GRAND TOTAL		3238499823.00	1095159827.00	33.82	2143339996.00	66.18

...NICNET...

STATEMENT NO. (6) : TOTAL PLAN BUDGETED EXPENDITURE ON EDUCATION BY ALL DEPARTMENTS  
( REVENUE ACCOUNT )

(RUPEES IN THOUSANDS)

SL. NO.	STATE/UNION TERRITORY	2010-11 (ACTUALS)				2011-12 (R.E.)				2012-13 (B.E.)			
		PLAN EXP. BY EDN. DEPARTMENT	PLAN EXP. BY OTHER DEPARTMENT	TOTAL PLAN EXPENDITURE	%AGE OF PLAN EXP. TO TOTAL EXP. ON EDN.	PLAN EXP. BY EDN. DEPARTMENT	PLAN EXP. BY OTHER DEPARTMENT	TOTAL PLAN EXPENDITURE	%AGE OF PLAN EXP. TO TOTAL EXP. ON EDN.	PLAN EXP. BY EDN. DEPARTMENT	PLAN EXP. BY OTHER DEPARTMENT	TOTAL PLAN EXPENDITURE	%AGE OF PLAN EXP. TO TOTAL EXP. ON EDN.
1	ANDHRA PRADESH	18996746.00	32951663.00	51948409.00	31.65	29869597.00	36595023.00	66464620.00	30.94	35549991.00	42595145.00	78145136.00	31.41
2	ARUNACHAL PRADESH	740407.00	485385.00	1225792.00	24.52	1379557.00	497756.00	1877313.00	29.92	750000.00	324974.00	1074974.00	19.37
3	ASSAM	8294089.00	2763098.00	11057187.00	15.71	7080342.00	6234966.00	13315308.00	16.67	10558759.00	7506411.00	18065170.00	17.80
4	BIHAR	25435524.00	2318560.00	27754084.00	31.93	31101548.00	13806829.00	44908377.00	34.48	34769520.00	9752374.00	44521894.00	31.41
5	CHHATTISGARH	21182050.00	1848951.00	23031001.00	51.64	31186585.00	3450487.00	34637072.00	66.90	35015894.00	3872946.00	38888840.00	67.42
6	GOA	1411195.00	896591.00	2307786.00	23.65	1877171.00	2447989.00	4325160.00	34.10	2459486.00	2927265.00	5386751.00	37.19
7	GUJARAT	8512740.00	10055316.00	18568056.00	14.77	11866442.00	15181929.00	27048371.00	19.27	15459459.00	19764513.00	35223972.00	23.46
8	HARYANA	15652703.00	6390589.00	22043292.00	32.27	23216089.00	10855367.00	34071456.00	40.24	31156383.00	9170484.00	40326867.00	40.93
9	HIMACHAL PRADESH	2356673.00	1401897.00	3758570.00	12.83	3289875.00	11707799.00	14406654.00	13.03	3202302.00	1115904.00	4318206.00	11.60
10	JAMMU & KASHMIR	...	...	...	0.00	5712978.00	736483.00	6449461.00	16.20	7384258.00	814351.00	8198609.00	19.26
11	JHARKHAND	11848015.00	4653546.00	16501561.00	39.09	14762640.00	7667762.00	22430402.00	39.31	17709680.00	7188594.00	24898274.00	37.62
12	KARNATAKA	26038991.00	8501773.00	34540764.00	28.72	30555702.00	13404590.00	43960292.00	30.13	43132303.00	17821766.00	60954069.00	34.92
13	KERALA	4719334.00	4530003.00	9249337.00	11.62	5369725.00	5568549.00	10938274.00	10.30	9829979.00	9167100.00	18997079.00	15.86
14	MADHYA PRADESH	8930346.00	6810596.00	15740942.00	20.17	17603263.00	7596859.00	25200122.00	23.14	19999693.00	8349323.00	28349016.00	24.01
15	MAHARASHTRA	6268304.00	9753833.00	16022137.00	5.28	8076198.00	19407060.00	27483258.00	8.02	11321023.00	20690361.00	32011384.00	8.66
16	MANIPUR	850828.00	714575.00	1565403.00	24.86	712941.00	835582.00	1548523.00	19.27	898030.00	758716.00	1656746.00	19.92
17	MEGHALAYA	1683579.00	349884.00	2033463.00	28.04	2321000.00	622921.00	2943921.00	38.82	2547100.00	1293331.00	3840431.00	41.88
18	MIZORAM	1541907.00	315409.00	1857316.00	32.78	2394000.00	431377.00	2825377.00	43.91	2742870.00	428165.00	3171035.00	42.74
19	NAGALAND	374974.00	345099.00	720073.00	11.08	361238.00	424054.00	785292.00	9.78	297910.00	447393.00	745303.00	8.81
20	ODISHA	14992777.00	1405457.00	16398234.00	23.37	21076427.00	3238864.00	24315291.00	30.29	23173568.00	1814258.00	24987826.00	28.59
21	PUNJAB	3517740.00	1593820.00	5111560.00	11.34	8090471.00	2145230.00	10235701.00	15.33	9342658.00	2474468.00	11817126.00	16.72
22	RAJASTHAN	15166895.00	1382658.00	16549553.00	15.56	24532119.00	2012082.00	26544201.00	20.90	24330093.00	1953443.00	26283536.00	18.17
23	SIKKIM	1244155.00	368250.00	1612405.00	46.44	1101180.00	354901.00	1456081.00	44.66	532998.00	453079.00	986077.00	28.53
24	TAMIL NADU	5811570.00	8116954.00	13928524.00	8.80	13951090.00	11588010.00	25539100.00	14.35	25435604.00	12838487.00	38274091.00	19.16
25	TRIPURA	672878.00	860282.00	1533160.00	16.19	904762.00	962223.00	1866985.00	18.04	1142968.00	1029080.00	2172048.00	18.90
26	UTTARAKHAND	5459706.00	2020124.00	7479830.00	21.03	4527724.00	3109734.00	7637458.00	20.99	6790356.00	3475355.00	10265711.00	21.94
27	UTTAR PRADESH	24659978.00	9806289.00	34466267.00	16.12	36221827.00	8265596.00	44487423.00	15.92	58624237.00	9455409.00	68079646.00	20.60
28	WEST BENGAL	18402813.00	4738343.00	23141156.00	15.56	27709552.00	4573387.00	32282939.00	17.88	28382008.00	6907842.00	35289850.00	18.82
TOTAL STATES		254766917.00	125378945.00	380145862.00	18.37	366852043.00	183186389.00	550038432.00	21.59	462539130.00	204390537.00	666929667.00	23.30
29	A. & N. ISLANDS	957029.00	124068.00	1081097.00	36.40	1365300.00	155462.00	1520762.00	42.57	1686300.00	159893.00	1846193.00	45.71
30	CHANDIGARH	408294.00	332782.00	741076.00	11.88	498200.00	383900.00	882100.00	16.88	875300.00	402580.00	1277880.00	22.02
31	DADRA & NAGAR HAVELI	362577.00	16896.00	379473.00	59.28	463500.00	18620.00	482120.00	62.76	776800.00	22200.00	799000.00	72.53
32	DAMAN & DIU	131098.00	46354.00	177452.00	35.24	197000.00	75510.00	272510.00	44.33	302700.00	77800.00	380500.00	51.34
33	DELHI	7012646.00	2415640.00	9428286.00	22.76	9386800.00	2814779.00	12201579.00	24.57	12772600.00	3193800.00	15966400.00	28.16
34	LAKSHADWEEP	153922.00	123229.00	277151.00	30.75	160000.00	224760.00	384760.00	37.46	192500.00	179650.00	372150.00	35.91
35	PUDUCHERRY	1940736.00	1236357.00	3177093.00	48.84	1667715.00	1768277.00	3435992.00	51.51	1944497.00	2050806.00	3995303.00	47.50
TOTAL U. T.		10966302.00	4295326.00	15261628.00	25.79	13738515.00	5441308.00	19179823.00	28.40	18550697.00	6086729.00	24637426.00	31.66
TOTAL (STATES & UTs)		265733219.00	129674271.00	395407490.00	18.58	380590558.00	188627697.00	569218255.00	21.77	481089827.00	210477266.00	691567093.00	23.52
TOTAL ( CENTRE )		435364158.00	144170975.00	579535133.00	71.85	517682000.00	144076787.00	661758787.00	73.81	614070000.00	186977562.00	801047562.00	73.34
GRAND TOTAL		701097377.00	273845246.00	974942623.00	33.22	898272558.00	332704484.00	1230977042.00	35.06	1095159827.00	397454828.00	1492614655.00	37.02

..NICNET..



## STATEMENT NO. ( 7 ): PLAN &amp; NON-PLAN BUDGETED EXPENDITURE ON ELEMENTARY EDUCATION

ACCOUNT: REVENUE ACCOUNT  
PROGRAM: TOTAL EXPENDITURE

(RUPEES IN THOUSANDS)

SL. NO.	STATE/UNION TERRITORY	2010-11 (ACTUALS)				2011-12 (R.E.)				2012-13 (B.E.)			
		PLAN	NON-PLAN	TOTAL	% AGE TO TOTAL EXP. ON EDUCATION	PLAN	NON-PLAN	TOTAL	% AGE TO TOTAL EXP. ON EDUCATION	PLAN	NON-PLAN	TOTAL	% AGE TO TOTAL EXP. ON EDUCATION
1	ANDHRA PRADESH	7959013.00	40841053.00	48800066.00	41.44	13656732.00	55055971.00	68712703.00	43.26	17780618.00	58159191.00	75939809.00	42.09
2	ARUNACHAL PRADESH	349993.00	2377555.00	2727548.00	63.52	868129.00	2688310.00	3556439.00	65.11	304800.00	2749696.00	3054496.00	61.86
3	ASSAM	3781416.00	27360247.00	31141663.00	52.37	3160800.00	32973620.00	36134420.00	54.16	3868710.00	39774934.00	43643644.00	51.00
4	BIHAR	20403122.00	29290461.00	49693583.00	62.54	19106040.00	42252482.00	61358522.00	57.00	25449550.00	51026673.00	76476223.00	61.60
5	CHHATTISGARH	13609320.00	7244420.00	20853740.00	62.37	18397685.00	8441125.00	26838810.00	58.12	21104175.00	9560730.00	30664905.00	59.46
6	GOA	175672.00	1422569.00	1598241.00	20.11	360763.00	1634387.00	1995150.00	21.93	249692.00	1817925.00	2067617.00	20.00
7	GUJARAT	4800406.00	57656655.00	62457061.00	58.69	6016481.00	60343003.00	66359484.00	56.90	9546759.00	61936271.00	71483030.00	59.60
8	HARYANA	9827743.00	20606939.00	30434682.00	52.75	13206468.00	22894420.00	36100888.00	52.17	20517400.00	28581420.00	49098820.00	58.25
9	HIMACHAL PRADESH	1310233.00	13715204.00	15025437.00	58.61	1766228.00	15714162.00	17480390.00	57.39	1822183.00	17811729.00	19633912.00	58.54
10	JAMMU & KASHMIR	0.00	8560273.00	8560273.00	43.56	4095033.00	11305234.00	15400267.00	47.65	5295394.00	11682849.00	16978243.00	49.10
11	JHARKHAND	9648507.00	17192141.00	26840648.00	75.93	11727500.00	22369801.00	34097301.00	72.94	13456900.00	27881654.00	41338554.00	73.51
12	KARNATAKA	12754113.00	40748026.00	53502139.00	51.31	13048056.00	48715741.00	61763797.00	50.40	26062400.00	52853771.00	78916171.00	54.46
13	KERALA	786974.00	26188431.00	26975405.00	40.41	771502.00	33343015.00	34114517.00	37.52	330000.00	36934237.00	37264237.00	37.22
14	MADHYA PRADESH	6983667.00	34502937.00	41486604.00	63.34	12971822.00	46717001.00	59688823.00	63.14	16165300.00	49808807.00	65974107.00	64.62
15	MAHARASHTRA	1447607.00	117749689.00	119197296.00	46.09	1638388.00	128203260.00	129841648.00	45.51	1918858.00	137007189.00	138926047.00	44.51
16	MANIPUR	317289.00	1943624.00	2260913.00	45.33	282784.00	2471537.00	2754321.00	43.57	415096.00	2586033.00	3001129.00	44.97
17	MEGHALAYA	964429.00	2895302.00	3859731.00	58.37	1178500.00	2032469.00	3210969.00	48.37	1205000.00	2569811.00	3774811.00	50.47
18	MIZORAM	649988.00	1989887.00	2639875.00	51.47	1040765.00	1813100.00	2853865.00	49.52	1172096.00	2064600.00	3236696.00	48.22
19	NAGALAND	254620.00	2696604.00	2951224.00	54.48	200749.00	3112143.00	3312892.00	54.16	148500.00	3841654.00	3990154.00	56.98
20	ODISHA	10247516.00	23476133.00	33723649.00	52.94	13995855.00	25495970.00	39491825.00	56.25	14239074.00	27706045.00	41945119.00	54.36
21	PUNJAB	3021701.00	6132567.00	9154268.00	23.04	5355660.00	10797019.00	16152679.00	28.32	5590189.00	11868258.00	17458447.00	28.35
22	RAJASTHAN	12497437.00	46712734.00	59210171.00	59.27	17627124.00	51509003.00	69136127.00	57.82	16899102.00	58105247.00	75004349.00	54.80
23	SIKKIM	100609.00	6067.00	106676.00	3.66	141989.00	6562.00	148551.00	5.45	110179.00	5692.00	115871.00	4.23
24	TAMIL NADU	2254451.00	57660990.00	59915441.00	44.58	4261581.00	61533991.00	65795572.00	44.36	6762893.00	66619434.00	73382327.00	43.45
25	TRIPURA	180439.00	3022641.00	3203080.00	39.21	407479.00	3295718.00	3703197.00	41.33	616422.00	3930234.00	4546656.00	45.48
26	UTTARAKHAND	3319582.00	11607711.00	14927293.00	47.77	2662563.00	9838502.00	12501065.00	40.64	4181418.00	14206455.00	18387873.00	45.42
27	UTTAR PRADESH	15653824.00	93984685.00	109638509.00	59.49	20562549.00	136846673.00	157409222.00	64.19	21839562.00	148946698.00	170786260.00	58.78
28	WEST BENGAL	15601772.00	32835888.00	48437660.00	35.67	21930430.00	41507298.00	63437728.00	38.09	21036093.00	41652597.00	62688690.00	36.95
TOTAL STATES		158901443.00	730421433.00	889322876.00	50.40	210439655.00	882911517.00	1093351172.00	50.69	258088363.00	971689834.00	1229778197.00	50.60
29	A. & N. ISLANDS	498070.00	1011603.00	1509673.00	54.98	713500.00	1094176.00	1807676.00	54.84	852900.00	1174041.00	2026941.00	54.04
30	CHANDIGARH	261383.00	931347.00	1192730.00	24.26	263200.00	985100.00	1248300.00	33.60	479800.00	1006800.00	1486600.00	34.84
31	DADRA & NAGAR HAVELI	249405.00	199361.00	448766.00	72.77	324400.00	220788.00	545188.00	73.46	439000.00	230800.00	669800.00	62.50
32	DAMAN & DIU	55683.00	141683.00	197366.00	46.00	57500.00	145800.00	203300.00	40.28	62200.00	150900.00	213100.00	33.91
33	DELHI	2253768.00	5905055.00	8158823.00	21.95	2908400.00	8082643.00	10991043.00	24.60	3730000.00	8082600.00	11812600.00	23.12
34	LAKSHADWEEP	64190.00	5566.00	69756.00	9.55	60000.00	4000.00	64000.00	8.52	0.00	0.00	0.00	0.00
35	PUDUCHERRY	572576.00	1242225.00	1814801.00	36.98	433559.00	1187288.00	1620847.00	35.71	614534.00	1454770.00	2069304.00	35.35
TOTAL U.T.		3955075.00	9436840.00	13391915.00	25.99	4760559.00	11719795.00	16480354.00	28.30	6178434.00	12099911.00	18278345.00	27.09
TOTAL (STATE & UTs)		162856518.00	739858273.00	902714791.00	49.71	215200214.00	894631312.00	1109831526.00	50.10	264266797.00	983789745.00	1248056542.00	49.96
CENTRE TOTAL		293038900.00	60800.00	293099700.00	56.47	320205000.00	66500.00	320271500.00	52.20	382910000.00	71400.00	382981400.00	51.73
GRAND TOTAL		455895418.00	739919073.00	1195814491.00	51.21	535405214.00	894697812.00	1430103026.00	50.56	647176797.00	983861145.00	1631037942.00	50.36

..NICNET..

## STATEMENT NO. ( 8 ): PLAN &amp; NON-PLAN BUDGETED EXPENDITURE ON ELEMENTARY EDUCATION (Sub-head wise)

ACCOUNT: REVENUE ACCOUNT  
PROGRAM: DIRECTION, INSPECTION & ADMINISTRATION

(RUPEES IN THOUSANDS)

SL. NO.	STATE/UNION TERRITORY	2010-11 (ACTUALS)				2011-12 (R.E.)				2012-13 (B.E.)			
		PLAN	NON-PLAN	TOTAL	% AGE TO TOTAL EXP. ON PMY. EDN.	PLAN	NON-PLAN	TOTAL	% AGE TO TOTAL EXP. ON PMY. EDN.	PLAN	NON-PLAN	TOTAL	% AGE TO TOTAL EXP. ON PMY. EDN.
1	ANDHRA PRADESH	258939.00	0.00	258939.00	0.53	250290.00	0.00	250290.00	0.36	255874.00	0.00	255874.00	0.34
2	ARUNACHAL PRADESH	38510.00	2377555.00	2416065.00	88.58	32746.00	2688310.00	2721056.00	76.51	39800.00	2749696.00	2789496.00	91.32
3	ASSAM	306.00	932951.00	933257.00	3.00	2535.00	619354.00	621889.00	1.72	402675.00	668761.00	1071436.00	2.45
4	BIHAR	128970.00	742845.00	871815.00	1.75	238240.00	525630.00	763870.00	1.24	184668.00	753224.00	937892.00	1.23
5	CHHATTISGARH	177927.00	352704.00	530631.00	2.54	200600.00	441055.00	641655.00	2.39	223860.00	543540.00	767400.00	2.50
6	GOA	0.00	64143.00	64143.00	4.01	0.00	67650.00	67650.00	3.39	0.00	74070.00	74070.00	3.58
7	GUJARAT	13635.00	308413.00	322048.00	0.52	5447.00	272489.00	277936.00	0.42	11500.00	279103.00	290603.00	0.41
8	HARYANA	3084.00	481362.00	484446.00	1.59	3900.00	540600.00	544500.00	1.51	7000.00	636200.00	643200.00	1.31
9	HIMACHAL PRADESH	0.00	360771.00	360771.00	2.40	0.00	460362.00	460362.00	2.63	0.00	468647.00	468647.00	2.39
10	JAMMU & KASHMIR	0.00	4257436.00	4257436.00	49.73	0.00	5810943.00	5810943.00	37.73	0.00	6124585.00	6124585.00	36.07
11	JHARKHAND	0.00	246673.00	246673.00	0.92	4000.00	344919.00	348919.00	1.02	4400.00	578488.00	582888.00	1.41
12	KARNATAKA	5912.00	138192.00	144104.00	0.27	7000.00	212198.00	219198.00	0.35	109500.00	225811.00	335311.00	0.42
13	KERALA	0.00	345099.00	345099.00	1.28	0.00	477374.00	477374.00	1.40	0.00	533061.00	533061.00	1.43
14	MADHYA PRADESH	0.00	664098.00	664098.00	1.60	0.00	968180.00	968180.00	1.62	0.00	943159.00	943159.00	1.43
15	MAHARASHTRA	0.00	1323060.00	1323060.00	1.11	0.00	1505154.00	1505154.00	1.16	0.00	1697416.00	1697416.00	1.22
16	MANIPUR	0.00	81167.00	81167.00	3.59	3800.00	106829.00	110629.00	4.02	3800.00	109584.00	113384.00	3.78
17	MEGHALAYA	12672.00	78501.00	91173.00	2.36	10394.00	73574.00	83968.00	2.62	8050.00	72537.00	80587.00	2.13
18	MIZORAM	6445.00	43308.00	49753.00	1.88	12350.00	39960.00	52310.00	1.83	22540.00	45500.00	68040.00	2.10
19	NAGALAND	...	...	...	...	...	...	...	...	...	...	...	...
20	ODISHA	0.00	554673.00	554673.00	1.64	0.00	536697.00	536697.00	1.36	0.00	609615.00	609615.00	1.45
21	PUNJAB	0.00	124248.00	124248.00	1.36	0.00	172816.00	172816.00	1.07	0.00	189910.00	189910.00	1.09
22	RAJASTHAN	5742.00	1095298.00	1101040.00	1.86	6600.00	516025.00	522625.00	0.76	7452.00	527858.00	535310.00	0.71
23	SIKKIM	...	...	...	...	...	...	...	...	...	...	...	...
24	TAMIL NADU	0.00	1438228.00	1438228.00	2.40	0.00	1633164.00	1633164.00	2.48	0.00	1668848.00	1668848.00	2.27
25	TRIPURA	1023.00	36310.00	37333.00	1.17	1300.00	37611.00	38911.00	1.05	3900.00	382544.00	386444.00	8.50
26	UTTARAKHAND	12.00	1252.00	1264.00	0.01	11297.00	0.00	11297.00	0.09	21495.00	126953.00	148448.00	0.81
27	UTTAR PRADESH	0.00	826278.00	826278.00	0.75	2.00	1004935.00	1004937.00	0.64	2.00	1376415.00	1376417.00	0.81
28	WEST BENGAL	0.00	562602.00	562602.00	1.16	11800.00	630246.00	642046.00	1.01	11800.00	727244.00	739044.00	1.18
TOTAL STATES		653177.00	17437167.00	18090344.00	2.03	802301.00	19686075.00	20488376.00	1.87	1318316.00	22112769.00	23431085.00	1.91
29	A. & N. ISLANDS	...	...	...	...	...	...	...	...	...	...	...	...
30	CHANDIGARH	...	...	...	...	...	...	...	...	...	...	...	...
31	DADRA & NAGAR HAVELI	...	...	...	...	...	...	...	...	...	...	...	...
32	DAMAN & DIU	...	...	...	...	...	...	...	...	...	...	...	...
33	DELHI	...	...	...	...	...	...	...	...	...	...	...	...
34	LAKSHADWEEP	...	...	...	...	...	...	...	...	...	...	...	...
35	PUDUCHERRY	...	...	...	...	...	...	...	...	...	...	...	...
TOTAL U.T.		0.00	0.00	0.00	0.00	0.00	0.00	0.00	0.00	0.00	0.00	0.00	0.00
TOTAL (STATE & UTs)		653177.00	17437167.00	18090344.00	2.00	802301.00	19686075.00	20488376.00	1.85	1318316.00	22112769.00	23431085.00	1.88

. . . NICNET . . .

## STATEMENT NO. ( 8 ): PLAN &amp; NON-PLAN BUDGETED EXPENDITURE ON ELEMENTARY EDUCATION (Sub-head wise)

ACCOUNT: REVENUE ACCOUNT  
PROGRAM: GOVERNMENT PRIMARY SCHOOLS

(RUPEES IN THOUSANDS)

SL. NO.	STATE/UNION TERRITORY	2010-11 (ACTUALS)				2011-12 (R.E.)				2012-13 (B.E.)			
		PLAN	NON-PLAN	TOTAL	% AGE TO TOTAL EXP. ON PMY. EDN.	PLAN	NON-PLAN	TOTAL	% AGE TO TOTAL EXP. ON PMY. EDN.	PLAN	NON-PLAN	TOTAL	% AGE TO TOTAL EXP. ON PMY. EDN.
1	ANDHRA PRADESH	729457.00	2492105.00	3221562.00	6.60	1350243.00	3234356.00	4584599.00	6.67	1344659.00	3560150.00	4904809.00	6.46
2	ARUNACHAL PRADESH	...	...	...	...	...	...	...	...	...	...	...	...
3	ASSAM	34953.00	25876494.00	25911447.00	83.21	513075.00	29637988.00	30151063.00	83.44	3745.00	33464777.00	33468522.00	76.69
4	BIHAR	0.00	24843505.00	24843505.00	49.99	60000.00	35663326.00	35723326.00	58.22	49200.00	43074770.00	43123970.00	56.39
5	CHHATTISGARH	8863405.00	4697750.00	13561155.00	65.03	9584085.00	4772170.00	14356255.00	53.49	10827015.00	5118770.00	15945785.00	52.00
6	GOA	233.00	887365.00	887598.00	55.54	1510.00	1059055.00	1060565.00	53.16	1002.00	1191632.00	1192634.00	57.68
7	GUJARAT	...	...	...	...	...	...	...	...	...	...	...	...
8	HARYANA	1387529.00	19708478.00	21096007.00	69.32	2272173.00	21976584.00	24248757.00	67.17	2254000.00	27557700.00	29811700.00	60.72
9	HIMACHAL PRADESH	41391.00	12840690.00	12882081.00	85.74	200000.00	14914361.00	15114361.00	86.46	0.00	16909618.00	16909618.00	86.12
10	JAMMU & KASHMIR	0.00	4302837.00	4302837.00	50.27	1479233.00	5494291.00	6973524.00	45.28	1599138.00	5557964.00	7157102.00	42.15
11	JHARKHAND	81271.00	16075192.00	16156463.00	60.19	316400.00	20951293.00	21267693.00	62.37	527700.00	25542856.00	26070556.00	63.07
12	KARNATAKA	0.00	0.00	0.00	0.00	0.00	0.00	0.00	0.00	425000.00	0.00	425000.00	0.54
13	KERALA	0.00	8572080.00	8572080.00	31.78	0.00	10667185.00	10667185.00	31.27	0.00	11846830.00	11846830.00	31.79
14	MADHYA PRADESH	3211643.00	25990421.00	29202064.00	70.39	10492490.00	33730146.00	44222636.00	74.09	13251850.00	34453951.00	47705801.00	72.31
15	MAHARASHTRA	...	...	...	...	...	...	...	...	...	...	...	...
16	MANIPUR	0.00	1732902.00	1732902.00	76.65	0.00	2235696.00	2235696.00	81.17	0.00	2347437.00	2347437.00	78.22
17	MEGHALAYA	324671.00	1599598.00	1924269.00	49.86	288748.00	1255430.00	1544178.00	48.09	156439.00	1464599.00	1621038.00	42.94
18	MIZORAM	431793.00	1927536.00	2359329.00	89.37	760705.00	1753840.00	2514545.00	88.11	782100.00	1998000.00	2780100.00	85.89
19	NAGALAND	62379.00	2693091.00	2755470.00	93.37	50500.00	2997648.00	3048148.00	92.01	60500.00	3089232.00	3149732.00	78.94
20	ODISHA	112672.00	22245291.00	22357963.00	66.30	105546.00	23971788.00	24077334.00	60.97	101426.00	26801852.00	26903278.00	64.14
21	PUNJAB	84416.00	5968456.00	6052872.00	66.12	30631.00	10574203.00	10604834.00	65.65	67527.00	11628348.00	11695875.00	66.99
22	RAJASTHAN	105907.00	23592987.00	23698894.00	40.03	36734.00	3561414.00	3598148.00	5.20	42092.00	3873864.00	3915956.00	5.22
23	SIKKIM	36701.00	0.00	36701.00	34.40	60000.00	0.00	60000.00	40.39	5001.00	0.00	5001.00	4.32
24	TAMIL NADU	400618.00	34278031.00	34678649.00	57.88	79000.00	36320898.00	36399898.00	55.32	1.00	38896764.00	38896765.00	53.01
25	TRIPURA	178436.00	2796118.00	2974554.00	92.87	292201.00	3074565.00	3366766.00	90.92	351001.00	3347321.00	3698322.00	81.34
26	UTTARAKHAND	1323069.00	10707403.00	12030472.00	80.59	1142317.00	8726502.00	9868819.00	78.94	1423504.00	12903502.00	14327006.00	77.92
27	UTTAR PRADESH	0.00	204922.00	204922.00	0.19	0.00	234840.00	234840.00	0.15	0.00	213334.00	213334.00	0.12
28	WEST BENGAL	0.00	44928.00	44928.00	0.09	0.00	55066.00	55066.00	0.09	0.00	64136.00	64136.00	0.10
TOTAL STATES		17410544.00	254078180.00	271488724.00	30.53	29115591.00	276862645.00	305978236.00	27.99	33272900.00	314907407.00	348180307.00	28.31
29	A. & N. ISLANDS	368068.00	955009.00	1323077.00	87.64	523842.00	1034850.00	1558692.00	86.23	607329.00	1111080.00	1718409.00	84.78
30	CHANDIGARH	109836.00	889149.00	998985.00	83.76	166200.00	927310.00	1093510.00	87.60	258100.00	950346.00	1208446.00	81.29
31	DADRA & NAGAR HAVELI	87905.00	184134.00	272039.00	60.62	92400.00	205488.00	297888.00	54.64	99000.00	215500.00	314500.00	46.95
32	DAMAN & DIU	4784.00	135670.00	140454.00	71.16	5300.00	142800.00	148100.00	72.85	6200.00	147800.00	154000.00	72.27
33	DELHI	...	...	...	...	...	...	...	...	...	...	...	...
34	LAKSHADWEEP	64190.00	5566.00	69756.00	100.00	60000.00	4000.00	64000.00	100.00	0.00	0.00	0.00	0.00
35	PUDUCHERRY	122.00	1237688.00	1237810.00	68.21	50.00	1182018.00	1182068.00	72.93	195.00	1448490.00	1448685.00	70.01
TOTAL U.T.		634905.00	3407216.00	4042121.00	30.18	847792.00	3496466.00	4344258.00	26.36	970824.00	3873216.00	4844040.00	26.50
TOTAL (STATE & UTs)		18045449.00	257485396.00	275530845.00	30.52	29963383.00	280359111.00	310322494.00	27.96	34243724.00	318780623.00	353024347.00	28.29

. . . NICNET . . .

## STATEMENT NO. ( 8 ): PLAN &amp; NON-PLAN BUDGETED EXPENDITURE ON ELEMENTARY EDUCATION (Sub-head wise)

ACCOUNT: REVENUE ACCOUNT  
PROGRAM: ASSISTANCE TO NON-GOVT. PRIMARY SCHOOLS

(RUPEES IN THOUSANDS)

SL. NO.	STATE/UNION TERRITORY	2010-11 (ACTUALS)				2011-12 (R.E.)				2012-13 (B.E.)			
		PLAN	NON-PLAN	TOTAL	% AGE TO TOTAL EXP. ON PMY. EDN.	PLAN	NON-PLAN	TOTAL	% AGE TO TOTAL EXP. ON PMY. EDN.	PLAN	NON-PLAN	TOTAL	% AGE TO TOTAL EXP. ON PMY. EDN.
1	ANDHRA PRADESH	0.00	2178083.00	2178083.00	4.46	0.00	3045515.00	3045515.00	4.43	0.00	2407269.00	2407269.00	3.17
2	ARUNACHAL PRADESH	56120.00	0.00	56120.00	2.06	29300.00	0.00	29300.00	0.82	30000.00	0.00	30000.00	0.98
3	ASSAM	2484582.00	216749.00	2701331.00	8.67	116952.00	628534.00	745486.00	2.06	129452.00	4157202.00	4286654.00	9.82
4	BIHAR	0.00	18946.00	18946.00	0.04	0.00	117506.00	117506.00	0.19	52500.00	496883.00	549383.00	0.72
5	CHHATTISGARH	19721.00	324915.00	344636.00	1.65	20000.00	470000.00	490000.00	1.83	60000.00	500000.00	560000.00	1.83
6	GOA	0.00	457001.00	457001.00	28.59	50.00	470000.00	470050.00	23.56	10.00	507000.00	507010.00	24.52
7	GUJARAT	...	...	...	...	...	...	...	...	...	...	...	...
8	HARYANA	0.00	141637.00	141637.00	0.47	0.00	162248.00	162248.00	0.45	0.00	180000.00	180000.00	0.37
9	HIMACHAL PRADESH	12819.00	0.00	12819.00	0.09	49714.00	0.00	49714.00	0.28	43900.00	0.00	43900.00	0.22
10	JAMMU & KASHMIR	...	...	...	...	...	...	...	...	...	...	...	...
11	JHARKHAND	900.00	790000.00	790900.00	2.95	19300.00	971619.00	990919.00	2.91	11200.00	1632543.00	1643743.00	3.98
12	KARNATAKA	...	...	...	...	...	...	...	...	...	...	...	...
13	KERALA	0.00	15425399.00	15425399.00	57.18	0.00	20184245.00	20184245.00	59.17	0.00	22201922.00	22201922.00	59.58
14	MADHYA PRADESH	0.00	92045.00	92045.00	0.22	0.00	162778.00	162778.00	0.27	0.00	162778.00	162778.00	0.25
15	MAHARASHTRA	11174.00	51754.00	62928.00	0.05	27587.00	58527.00	86114.00	0.07	200000.00	65180.00	265180.00	0.19
16	MANIPUR	84733.00	129555.00	214288.00	9.48	141000.00	129012.00	270012.00	9.80	141000.00	129012.00	270012.00	9.00
17	MEGHALAYA	626154.00	1126434.00	1752588.00	45.41	788408.00	698400.00	1486808.00	46.30	1039011.00	1027600.00	2066611.00	54.75
18	MIZORAM	85827.00	19043.00	104870.00	3.97	126960.00	19300.00	146260.00	5.12	133900.00	21100.00	155000.00	4.79
19	NAGALAND	5000.00	3513.00	8513.00	0.29	5000.00	3513.00	8513.00	0.26	0.00	8513.00	8513.00	0.21
20	ODISHA	60514.00	509850.00	570364.00	1.69	59567.00	723917.00	783484.00	1.98	94699.00	77229.00	171928.00	0.41
21	PUNJAB	0.00	39863.00	39863.00	0.44	0.00	50000.00	50000.00	0.31	0.00	50000.00	50000.00	0.29
22	RAJASTHAN	0.00	741242.00	741242.00	1.25	1.00	171405.00	171406.00	0.25	1.00	46209.00	46210.00	0.06
23	SIKKIM	...	...	...	...	...	...	...	...	...	...	...	...
24	TAMIL NADU	0.00	14210342.00	14210342.00	23.72	0.00	15156909.00	15156909.00	23.04	0.00	15862032.00	15862032.00	21.62
25	TRIPURA	0.00	56619.00	56619.00	1.77	0.00	54910.00	54910.00	1.48	200.00	59304.00	59504.00	1.31
26	UTTARAKHAND	182983.00	896337.00	1079320.00	7.23	135202.00	1111000.00	1246202.00	9.97	304001.00	1175000.00	1479001.00	8.04
27	UTTAR PRADESH	89801.00	82244234.00	82334035.00	75.10	2.00	113881538.00	113881540.00	72.35	800005.00	146377206.00	147177211.00	86.18
28	WEST BENGAL	0.00	31713358.00	31713358.00	65.47	0.00	40068071.00	40068071.00	63.16	1300.00	40074231.00	40075531.00	63.93
TOTAL STATES		3720328.00	151386919.00	155107247.00	17.44	1519043.00	198338947.00	199857990.00	18.28	3041179.00	237218213.00	240259392.00	19.54
29	A. & N. ISLANDS	...	...	...	...	...	...	...	...	...	...	...	...
30	CHANDIGARH	0.00	20274.00	20274.00	1.70	0.00	35000.00	35000.00	2.80	0.00	35000.00	35000.00	2.35
31	DADRA & NAGAR HAVELI	...	...	...	...	...	...	...	...	...	...	...	...
32	DAMAN & DIU	...	...	...	...	...	...	...	...	...	...	...	...
33	DELHI	...	...	...	...	...	...	...	...	...	...	...	...
34	LAKSHADWEEP	...	...	...	...	...	...	...	...	...	...	...	...
35	PUDUCHERRY	...	...	...	...	...	...	...	...	...	...	...	...
TOTAL U.T.		0.00	20274.00	20274.00	0.15	0.00	35000.00	35000.00	0.21	0.00	35000.00	35000.00	0.19
TOTAL (STATE & UTs)		3720328.00	151407193.00	155127521.00	17.18	1519043.00	198373947.00	199892990.00	18.01	3041179.00	237253213.00	240294392.00	19.25

..NICNET..

## STATEMENT NO. ( 8 ): PLAN &amp; NON-PLAN BUDGETED EXPENDITURE ON ELEMENTARY EDUCATION (Sub-head wise)

ACCOUNT: REVENUE ACCOUNT  
PROGRAM: ASSISTANCE TO LOCAL BODIES FOR PRIMARY EDUCATION

(RUPEES IN THOUSANDS)

SL. NO.	STATE/UNION TERRITORY	2010-11 (ACTUALS)				2011-12 (R.E.)				2012-13 (B.E.)			
		PLAN	NON-PLAN	TOTAL	% AGE TO TOTAL EXP. ON PMY. EDN.	PLAN	NON-PLAN	TOTAL	% AGE TO TOTAL EXP. ON PMY. EDN.	PLAN	NON-PLAN	TOTAL	% AGE TO TOTAL EXP. ON PMY. EDN.
1	ANDHRA PRADESH	0.00	36096605.00	36096605.00	73.97	0.00	48537945.00	48537945.00	70.64	0.00	51936914.00	51936914.00	68.39
2	ARUNACHAL PRADESH	...	...	...	...	...	...	...	...	...	...	...	...
3	ASSAM	...	...	...	...	...	...	...	...	...	...	...	...
4	BIHAR	0.00	3395446.00	3395446.00	6.83	0.00	5362988.00	5362988.00	8.74	0.00	6087060.00	6087060.00	7.96
5	CHHATTISGARH	1409944.00	1714850.00	3124794.00	14.98	4775000.00	1845000.00	6620000.00	24.67	5685000.00	2484000.00	8169000.00	26.64
6	GOA	...	...	...	...	...	...	...	...	...	...	...	...
7	GUJARAT	...	...	...	...	...	...	...	...	...	...	...	...
8	HARYANA	0.00	1500.00	1500.00	0.00	0.00	1520.00	1520.00	0.00	0.00	1520.00	1520.00	0.00
9	HIMACHAL PRADESH	...	...	...	...	...	...	...	...	...	...	...	...
10	JAMMU & KASHMIR	...	...	...	...	...	...	...	...	...	...	...	...
11	JHARKHAND	...	...	...	...	...	...	...	...	...	...	...	...
12	KARNATAKA	7984206.00	40427891.00	48412097.00	90.49	8665956.00	47275029.00	55940985.00	90.57	13327900.00	50911110.00	64239010.00	81.40
13	KERALA	0.00	1686934.00	1686934.00	6.25	0.00	1838528.00	1838528.00	5.39	0.00	2042000.00	2042000.00	5.48
14	MADHYA PRADESH	0.00	7731050.00	7731050.00	18.64	0.00	11848086.00	11848086.00	19.85	0.00	14229200.00	14229200.00	21.57
15	MAHARASHTRA	126436.00	115308695.00	115435131.00	96.84	210801.00	126021631.00	126232432.00	97.22	228858.00	134626738.00	134855596.00	97.07
16	MANIPUR	...	...	...	...	...	...	...	...	...	...	...	...
17	MEGHALAYA	293.00	479.00	772.00	0.02	0.00	1630.00	1630.00	0.05	0.00	1634.00	1634.00	0.04
18	MIZORAM	...	...	...	...	...	...	...	...	...	...	...	...
19	NAGALAND	...	...	...	...	...	...	...	...	...	...	...	...
20	ODISHA	...	...	...	...	...	...	...	...	...	...	...	...
21	PUNJAB	...	...	...	...	...	...	...	...	...	...	...	...
22	RAJASTHAN	0.00	18400000.00	18400000.00	31.08	194881.00	47037861.00	47232742.00	68.32	56647.00	53264388.00	53321035.00	71.09
23	SIKKIM	...	...	...	...	...	...	...	...	...	...	...	...
24	TAMIL NADU	0.00	59837.00	59837.00	0.10	0.00	60661.00	60661.00	0.09	0.00	65000.00	65000.00	0.09
25	TRIPURA	...	...	...	...	...	...	...	...	...	...	...	...
26	UTTARAKHAND	...	...	...	...	...	...	...	...	...	...	...	...
27	UTTAR PRADESH	...	...	...	...	...	...	...	...	...	...	...	...
28	WEST BENGAL	...	...	...	...	...	...	...	...	...	...	...	...
TOTAL STATES		9520879.00	224823287.00	234344166.00	26.35	13846638.00	289830879.00	303677517.00	27.77	19298405.00	315649564.00	334947969.00	27.24
29	A. & N. ISLANDS	...	...	...	...	...	...	...	...	...	...	...	...
30	CHANDIGARH	...	...	...	...	...	...	...	...	...	...	...	...
31	DADRA & NAGAR HAVELI	161500.00	15227.00	176727.00	39.38	232000.00	15300.00	247300.00	45.36	340000.00	15300.00	355300.00	53.05
32	DAMAN & DIU	50200.00	5200.00	55400.00	28.07	51400.00	2100.00	53500.00	26.32	55000.00	2200.00	57200.00	26.84
33	DELHI	1900000.00	5904853.00	7804853.00	95.66	2600000.00	8082400.00	10682400.00	97.19	3000000.00	8082400.00	11082400.00	93.82
34	LAKSHADWEEP	...	...	...	...	...	...	...	...	...	...	...	...
35	PUDUCHERRY	0.00	0.00	0.00	0.00	0.00	0.00	0.00	0.00	1000.00	0.00	1000.00	0.05
TOTAL U.T.		2111700.00	5925280.00	8036980.00	60.01	2883400.00	8099800.00	10983200.00	66.64	3396000.00	8099900.00	11495900.00	62.89
TOTAL (STATE & UTs)		11632579.00	230748567.00	242381146.00	26.85	16730038.00	297930679.00	314660717.00	28.35	22694405.00	323749464.00	346443869.00	27.76

..NICNET..

## STATEMENT NO. ( 8 ): PLAN &amp; NON-PLAN BUDGETED EXPENDITURE ON ELEMENTARY EDUCATION (Sub-head wise)

ACCOUNT: REVENUE ACCOUNT  
PROGRAM: TEACHER'S TRAINING

(RUPEES IN THOUSANDS)

SL. NO.	STATE/UNION TERRITORY	2010-11 (ACTUALS)				2011-12 (R.E.)				2012-13 (B.E.)			
		PLAN	NON-PLAN	TOTAL	% AGE TO TOTAL EXP. ON PMY. EDN.	PLAN	NON-PLAN	TOTAL	% AGE TO TOTAL EXP. ON PMY. EDN.	PLAN	NON-PLAN	TOTAL	% AGE TO TOTAL EXP. ON PMY. EDN.
1	ANDHRA PRADESH	0.00	0.00	0.00	0.00	0.00	353.00	353.00	0.00	0.00	353.00	353.00	0.00
2	ARUNACHAL PRADESH	...	...	...	...	...	...	...	...	...	...	...	...
3	ASSAM	0.00	311966.00	311966.00	1.00	83238.00	1157367.00	1240605.00	3.43	91338.00	1314228.00	1405566.00	3.22
4	BIHAR	0.00	194796.00	194796.00	0.39	0.00	285789.00	285789.00	0.47	0.00	285839.00	285839.00	0.37
5	CHHATTISGARH	16906.00	8884.00	25790.00	0.12	30000.00	12780.00	42780.00	0.16	75750.00	14300.00	90050.00	0.37
6	GOA	0.00	5916.00	5916.00	0.37	0.00	6942.00	6942.00	0.35	0.00	7563.00	7563.00	0.37
7	GUJARAT	2412823.00	57282204.00	59695027.00	95.58	2858830.00	59996766.00	62855596.00	94.72	4678513.00	61578671.00	66257184.00	92.69
8	HARYANA	...	...	...	...	...	...	...	...	...	...	...	...
9	HIMACHAL PRADESH	...	...	...	...	...	...	...	...	...	...	...	...
10	JAMMU & KASHMIR	...	...	...	...	...	...	...	...	...	...	...	...
11	JHARKHAND	3460.00	80276.00	83736.00	0.31	7100.00	101970.00	109070.00	0.32	11800.00	127767.00	139567.00	0.34
12	KARNATAKA	0.00	179019.00	179019.00	0.33	0.00	225242.00	225242.00	0.36	40000.00	216850.00	256850.00	0.33
13	KERALA	0.00	0.00	0.00	0.00	50000.00	0.00	50000.00	0.15	0.00	0.00	0.00	0.00
14	MADHYA PRADESH	0.00	5363.00	5363.00	0.01	0.00	7711.00	7711.00	0.01	0.00	9719.00	9719.00	0.01
15	MAHARASHTRA	0.00	1062442.00	1062442.00	0.89	0.00	613348.00	613348.00	0.47	0.00	613155.00	613155.00	0.44
16	MANIPUR	1269.00	0.00	1269.00	0.06	1443.00	0.00	1443.00	0.05	1550.00	0.00	1550.00	0.05
17	MEGHALAYA	...	...	...	...	...	...	...	...	...	...	...	...
18	MIZORAM	...	...	...	...	...	...	...	...	...	...	...	...
19	NAGALAND	...	...	...	...	...	...	...	...	...	...	...	...
20	ODISHA	...	...	...	...	...	...	...	...	...	...	...	...
21	PUNJAB	...	...	...	...	...	...	...	...	...	...	...	...
22	RAJASTHAN	...	...	...	...	...	...	...	...	...	...	...	...
23	SIKKIM	17478.00	6067.00	23545.00	22.07	16162.00	6562.00	22724.00	15.30	16399.00	5692.00	22091.00	19.07
24	TAMIL NADU	...	...	...	...	...	...	...	...	...	...	...	...
25	TRIPURA	980.00	133594.00	134574.00	4.20	721.00	128342.00	129063.00	3.49	1721.00	141065.00	142786.00	3.14
26	UTTARAKHAND	0.00	1985.00	1985.00	0.01	0.00	0.00	0.00	0.00	0.00	0.00	0.00	0.00
27	UTTAR PRADESH	0.00	26.00	26.00	0.00	0.00	301.00	301.00	0.00	0.00	300.00	300.00	0.00
28	WEST BENGAL	21039.00	143732.00	164771.00	0.34	80947.00	137330.00	218277.00	0.34	220000.00	156804.00	376804.00	0.60
	TOTAL STATES	2473955.00	59416270.00	61890225.00	6.96	3128441.00	62680803.00	65809244.00	6.02	5137071.00	64472306.00	69609377.00	5.66
29	A. & N. ISLANDS	23021.00	12524.00	35545.00	2.35	29753.00	14127.00	43880.00	2.43	31471.00	15193.00	46664.00	2.30
30	CHANDIGARH	1800.00	21924.00	23724.00	1.99	1600.00	21790.00	23390.00	1.87	1700.00	20454.00	22154.00	1.49
31	DADRA & NAGAR HAVELI	...	...	...	...	...	...	...	...	...	...	...	...
32	DAMAN & DIU	...	...	...	...	...	...	...	...	...	...	...	...
33	DELHI	137918.00	0.00	137918.00	1.69	158400.00	0.00	158400.00	1.44	120000.00	0.00	120000.00	1.02
34	LAKSHADWEEP	...	...	...	...	...	...	...	...	...	...	...	...
35	PUDUCHERRY	...	...	...	...	...	...	...	...	...	...	...	...
	TOTAL U.T.	162739.00	34448.00	197187.00	1.47	189753.00	35917.00	225670.00	1.37	153171.00	35647.00	188818.00	1.03
	TOTAL (STATE & UTs)	2636694.00	59450718.00	62087412.00	6.88	3318194.00	62716720.00	66034914.00	5.95	5290242.00	64507953.00	69798195.00	5.59

..NICNET..

## STATEMENT NO. ( 8 ): PLAN &amp; NON-PLAN BUDGETED EXPENDITURE ON ELEMENTARY EDUCATION (Sub-head wise)

ACCOUNT: REVENUE ACCOUNT  
PROGRAM: NON FORMAL EDUCATION

(RUPEES IN THOUSANDS)

SL. NO.	STATE/UNION TERRITORY	2010-11 (ACTUALS)				2011-12 (R.E.)				2012-13 (B.E.)			
		PLAN	NON-PLAN	TOTAL	% AGE TO TOTAL EXP. ON PMY. EDN.	PLAN	NON-PLAN	TOTAL	% AGE TO TOTAL EXP. ON PMY. EDN.	PLAN	NON-PLAN	TOTAL	% AGE TO TOTAL EXP. ON PMY. EDN.
1	ANDHRA PRADESH	...	...	...	...	...	...	...	...	...	...	...	...
2	ARUNACHAL PRADESH	...	...	...	...	...	...	...	...	...	...	...	...
3	ASSAM	...	...	...	...	...	...	...	...	...	...	...	...
4	BIHAR	...	...	...	...	...	...	...	...	...	...	...	...
5	CHHATTISGARH	7239.00	0.00	7239.00	0.03	8000.00	0.00	8000.00	0.03	8000.00	0.00	8000.00	0.03
6	GOA	...	...	...	...	...	...	...	...	...	...	...	...
7	GUJARAT	...	...	...	...	...	...	...	...	...	...	...	...
8	HARYANA	...	...	...	...	...	...	...	...	...	...	...	...
9	HIMACHAL PRADESH	...	...	...	...	...	...	...	...	...	...	...	...
10	JAMMU & KASHMIR	...	...	...	...	...	...	...	...	...	...	...	...
11	JHARKHAND	36000.00	0.00	36000.00	0.13	5000.00	0.00	5000.00	0.01	0.00	0.00	0.00	0.00
12	KARNATAKA	...	...	...	...	...	...	...	...	...	...	...	...
13	KERALA	...	...	...	...	...	...	...	...	...	...	...	...
14	MADHYA PRADESH	...	...	...	...	...	...	...	...	...	...	...	...
15	MAHARASHTRA	...	...	...	...	...	...	...	...	...	...	...	...
16	MANIPUR	...	...	...	...	...	...	...	...	...	...	...	...
17	MEGHALAYA	...	...	...	...	...	...	...	...	...	...	...	...
18	MIZORAM	...	...	...	...	...	...	...	...	...	...	...	...
19	NAGALAND	5350.00	0.00	5350.00	0.18	17300.00	0.00	17300.00	0.52	23000.00	0.00	23000.00	0.58
20	ODISHA	...	...	...	...	...	...	...	...	...	...	...	...
21	PUNJAB	...	...	...	...	...	...	...	...	...	...	...	...
22	RAJASTHAN	0.00	16368.00	16368.00	0.03	0.00	19269.00	19269.00	0.03	0.00	19715.00	19715.00	0.03
23	SIKKIM	...	...	...	...	...	...	...	...	...	...	...	...
24	TAMIL NADU	...	...	...	...	...	...	...	...	...	...	...	...
25	TRIPURA	...	...	...	...	...	...	...	...	...	...	...	...
26	UTTARAKHAND	...	...	...	...	...	...	...	...	...	...	...	...
27	UTTAR PRADESH	100000.00	0.00	100000.00	0.09	312345.00	0.00	312345.00	0.20	67000.00	0.00	67000.00	0.04
28	WEST BENGAL	0.00	0.00	0.00	0.00	0.00	590.00	590.00	0.00	0.00	644.00	644.00	0.00
TOTAL STATES		148589.00	16368.00	164957.00	0.02	342645.00	19859.00	362504.00	0.03	98000.00	20359.00	118359.00	0.01
29	A. & N. ISLANDS	...	...	...	...	...	...	...	...	...	...	...	...
30	CHANDIGARH	...	...	...	...	...	...	...	...	...	...	...	...
31	DADRA & NAGAR HAVELI	...	...	...	...	...	...	...	...	...	...	...	...
32	DAMAN & DIU	...	...	...	...	...	...	...	...	...	...	...	...
33	DELHI	...	...	...	...	...	...	...	...	...	...	...	...
34	LAKSHADWEEP	...	...	...	...	...	...	...	...	...	...	...	...
35	PUDUCHERRY	...	...	...	...	...	...	...	...	...	...	...	...
TOTAL U.T.		0.00	0.00	0.00	0.00	0.00	0.00	0.00	0.00	0.00	0.00	0.00	0.00
TOTAL (STATE & UTs)		148589.00	16368.00	164957.00	0.02	342645.00	19859.00	362504.00	0.03	98000.00	20359.00	118359.00	0.01

..NICNET..

## STATEMENT NO. ( 8 ): PLAN &amp; NON-PLAN BUDGETED EXPENDITURE ON ELEMENTARY EDUCATION (Sub-head wise)

ACCOUNT: REVENUE ACCOUNT  
PROGRAM: SCHOLARSHIPS

(RUPEES IN THOUSANDS)

SL. NO.	STATE/UNION TERRITORY	2010-11 (ACTUALS)				2011-12 (R.E.)				2012-13 (B.E.)			
		PLAN	NON-PLAN	TOTAL	% AGE TO TOTAL EXP. ON PMY. EDN.	PLAN	NON-PLAN	TOTAL	% AGE TO TOTAL EXP. ON PMY. EDN.	PLAN	NON-PLAN	TOTAL	% AGE TO TOTAL EXP. ON PMY. EDN.
1	ANDHRA PRADESH	...	...	...	...	...	...	...	...	...	...	...	...
2	ARUNACHAL PRADESH	72899.00	0.00	72899.00	2.67	72000.00	0.00	72000.00	2.02	80000.00	0.00	80000.00	2.62
3	ASSAM	0.00	3964.00	3964.00	0.01	0.00	8130.00	8130.00	0.02	0.00	8292.00	8292.00	0.02
4	BIHAR	5087716.00	0.00	5087716.00	10.24	5632362.00	287240.00	5919602.00	9.65	200002.00	287240.00	487242.00	0.64
5	CHHATTISGARH	87055.00	62.00	87117.00	0.42	333500.00	120.00	333620.00	1.24	458250.00	120.00	458370.00	1.49
6	GOA	412.00	0.00	412.00	0.03	501.00	0.00	501.00	0.03	501.00	0.00	501.00	0.02
7	GUJARAT	...	...	...	...	...	...	...	...	...	...	...	...
8	HARYANA	1096028.00	0.00	1096028.00	3.60	1103900.00	0.00	1103900.00	3.06	1099000.00	0.00	1099000.00	2.24
9	HIMACHAL PRADESH	...	...	...	...	...	...	...	...	...	...	...	...
10	JAMMU & KASHMIR	...	...	...	...	...	...	...	...	...	...	...	...
11	JHARKHAND	5424.00	0.00	5424.00	0.02	13000.00	0.00	13000.00	0.04	77800.00	0.00	77800.00	0.19
12	KARNATAKA	749155.00	0.00	749155.00	1.40	831900.00	0.00	831900.00	1.35	800000.00	0.00	800000.00	1.01
13	KERALA	...	...	...	...	...	...	...	...	...	...	...	...
14	MADHYA PRADESH	...	...	...	...	...	...	...	...	...	...	...	...
15	MAHARASHTRA	...	...	...	...	...	...	...	...	...	...	...	...
16	MANIPUR	176.00	0.00	176.00	0.01	5.00	0.00	5.00	0.00	300.00	0.00	300.00	0.01
17	MEGHALAYA	470.00	0.00	470.00	0.01	500.00	250.00	750.00	0.02	500.00	252.00	752.00	0.02
18	MIZORAM	...	...	...	...	...	...	...	...	...	...	...	...
19	NAGALAND	...	...	...	...	...	...	...	...	...	...	...	...
20	ODISHA	5373.00	2318.00	7691.00	0.02	15510.00	2640.00	18150.00	0.05	0.00	9000.00	9000.00	0.02
21	PUNJAB	...	...	...	...	...	...	...	...	...	...	...	...
22	RAJASTHAN	0.00	169996.00	169996.00	0.29	0.00	170000.00	170000.00	0.25	0.00	170000.00	170000.00	0.23
23	SIKKIM	...	...	...	...	...	...	...	...	...	...	...	...
24	TAMIL NADU	...	...	...	...	...	...	...	...	...	...	...	...
25	TRIPURA	...	...	...	...	...	...	...	...	...	...	...	...
26	UTTARAKHAND	0.00	715.00	715.00	0.00	0.00	1000.00	1000.00	0.01	0.00	1000.00	1000.00	0.01
27	UTTAR PRADESH	0.00	4470.00	4470.00	0.00	0.00	1.00	1.00	0.00	0.00	0.00	0.00	0.00
28	WEST BENGAL	0.00	189.00	189.00	0.00	3035.00	38160.00	41195.00	0.06	3038.00	74807.00	77845.00	0.12
TOTAL STATES		7104708.00	181714.00	7286422.00	0.82	8006213.00	507541.00	8513754.00	0.78	2719391.00	550711.00	3270102.00	0.27
29	A. & N. ISLANDS	...	...	...	...	...	...	...	...	...	...	...	...
30	CHANDIGARH	...	...	...	...	...	...	...	...	...	...	...	...
31	DADRA & NAGAR HAVELI	...	...	...	...	...	...	...	...	...	...	...	...
32	DAMAN & DIU	...	...	...	...	...	...	...	...	...	...	...	...
33	DELHI	...	...	...	...	...	...	...	...	...	...	...	...
34	LAKSHADWEEP	...	...	...	...	...	...	...	...	...	...	...	...
35	PUDUCHERRY	0.00	115.00	115.00	0.01	0.00	120.00	120.00	0.01	0.00	120.00	120.00	0.01
TOTAL U.T.		0.00	115.00	115.00	0.00	0.00	120.00	120.00	0.00	0.00	120.00	120.00	0.00
TOTAL (STATE & UTs)		7104708.00	181829.00	7286537.00	0.81	8006213.00	507661.00	8513874.00	0.77	2719391.00	550831.00	3270222.00	0.26

..NICNET..



## STATEMENT NO. ( 8 ): PLAN &amp; NON-PLAN BUDGETED EXPENDITURE ON ELEMENTARY EDUCATION (Sub-head wise)

ACCOUNT: REVENUE ACCOUNT  
PROGRAM: TEXTS BOOKS

(RUPEES IN THOUSANDS)

SL. NO.	STATE/UNION TERRITORY	2010-11 (ACTUALS)				2011-12 (R.E.)				2012-13 (B.E.)			
		PLAN	NON-PLAN	TOTAL	% AGE TO TOTAL EXP. ON PMY. EDN.	PLAN	NON-PLAN	TOTAL	% AGE TO TOTAL EXP. ON PMY. EDN.	PLAN	NON-PLAN	TOTAL	% AGE TO TOTAL EXP. ON PMY. EDN.
1	ANDHRA PRADESH	65763.00	0.00	65763.00	0.13	141000.00	0.00	141000.00	0.21	50000.00	0.00	50000.00	0.07
2	ARUNACHAL PRADESH	0.00	0.00	0.00	0.00	70000.00	0.00	70000.00	1.97	80000.00	0.00	80000.00	2.62
3	ASSAM	0.00	0.00	0.00	0.00	0.00	561262.00	561262.00	1.55	150000.00	100261.00	250261.00	0.57
4	BIHAR	303473.00	0.00	303473.00	1.46	360000.00	0.00	360000.00	1.34	299800.00	0.00	299800.00	0.98
5	CHHATTISGARH	377800.00	0.00	377800.00	0.60	320000.00	0.00	320000.00	0.48	368000.00	0.00	368000.00	0.51
6	GOA	660.00	273962.00	274622.00	0.90	600.00	213468.00	214068.00	0.59	900.00	206000.00	206900.00	0.42
7	GUJARAT	62400.00	0.00	62400.00	0.23	46000.00	0.00	46000.00	0.13	56000.00	0.00	56000.00	0.14
8	HARYANA	572024.00	0.00	572024.00	1.38	517132.00	0.00	517132.00	0.87	607850.00	0.00	607850.00	0.92
9	HIMACHAL PRADESH	150.00	0.00	150.00	0.01	19.00	0.00	19.00	0.00	180.00	0.00	180.00	0.01
10	JAMMU & KASHMIR	0.00	163335.00	163335.00	0.48	0.00	259939.00	259939.00	0.66	0.00	207458.00	207458.00	0.49
11	JHARKHAND	9909.00	0.00	9909.00	9.29	10000.00	0.00	10000.00	6.73	10000.00	0.00	10000.00	8.63
12	KARNATAKA	419773.00	0.00	419773.00	0.70	554919.00	0.00	554919.00	0.84	419774.00	0.00	419774.00	0.57
13	KERALA	0.00	0.00	0.00	0.00	0.00	290.00	290.00	0.01	100.00	0.00	100.00	0.00
14	MADHYA PRADESH	300966.00	65891.00	366857.00	0.76	563750.00	79935.00	643685.00	1.01	493555.00	88573.00	582128.00	0.93
15	MAHARASHTRA	0.00	0.00	0.00	0.00	0.00	0.00	0.00	0.00	0.00	0.00	0.00	0.00
16	MANIPUR	0.00	0.00	0.00	0.00	0.00	0.00	0.00	0.00	0.00	0.00	0.00	0.00
17	MEGHALAYA	0.00	0.00	0.00	0.00	0.00	0.00	0.00	0.00	0.00	0.00	0.00	0.00
18	MIZORAM	0.00	0.00	0.00	0.00	0.00	0.00	0.00	0.00	0.00	0.00	0.00	0.00
19	NAGALAND	0.00	0.00	0.00	0.00	0.00	0.00	0.00	0.00	0.00	0.00	0.00	0.00
20	ODISHA	0.00	163335.00	163335.00	0.48	0.00	259939.00	259939.00	0.66	0.00	207458.00	207458.00	0.49
21	PUNJAB	9909.00	0.00	9909.00	9.29	10000.00	0.00	10000.00	6.73	10000.00	0.00	10000.00	8.63
22	RAJASTHAN	419773.00	0.00	419773.00	0.70	554919.00	0.00	554919.00	0.84	419774.00	0.00	419774.00	0.57
23	SIKKIM	0.00	0.00	0.00	0.00	0.00	290.00	290.00	0.01	100.00	0.00	100.00	0.00
24	TAMIL NADU	0.00	0.00	0.00	0.00	0.00	0.00	0.00	0.00	0.00	0.00	0.00	0.00
25	TRIPURA	0.00	0.00	0.00	0.00	0.00	0.00	0.00	0.00	0.00	0.00	0.00	0.00
26	UTTARAKHAND	0.00	0.00	0.00	0.00	0.00	0.00	0.00	0.00	0.00	0.00	0.00	0.00
27	UTTAR PRADESH	0.00	0.00	0.00	0.00	0.00	0.00	0.00	0.00	0.00	0.00	0.00	0.00
28	WEST BENGAL	300966.00	65891.00	366857.00	0.76	563750.00	79935.00	643685.00	1.01	493555.00	88573.00	582128.00	0.93
	TOTAL STATES	2112918.00	503188.00	2616106.00	0.29	2583420.00	1114894.00	3698314.00	0.34	2536159.00	602292.00	3138451.00	0.26
29	A. & N. ISLANDS	0.00	195.00	195.00	0.01	0.00	47.00	47.00	0.00	0.00	100.00	100.00	0.00
30	CHANDIGARH	0.00	0.00	0.00	0.00	0.00	0.00	0.00	0.00	0.00	0.00	0.00	0.00
31	DADRA & NAGAR HAVELI	0.00	0.00	0.00	0.00	0.00	0.00	0.00	0.00	0.00	0.00	0.00	0.00
32	DAMAN & DIU	0.00	0.00	0.00	0.00	0.00	0.00	0.00	0.00	0.00	0.00	0.00	0.00
33	DELHI	0.00	0.00	0.00	0.00	0.00	0.00	0.00	0.00	0.00	0.00	0.00	0.00
34	LAKSHADWEEP	0.00	0.00	0.00	0.00	0.00	0.00	0.00	0.00	0.00	0.00	0.00	0.00
35	PUDUCHERRY	160289.00	0.00	160289.00	8.83	88539.00	0.00	88539.00	5.46	218423.00	0.00	218423.00	10.56
	TOTAL U.T.	160289.00	195.00	160484.00	1.20	88539.00	47.00	88586.00	0.54	218423.00	100.00	218523.00	1.20
	TOTAL (STATE & UTs)	2273207.00	503383.00	2776590.00	0.31	2671959.00	1114941.00	3786900.00	0.34	2754582.00	602392.00	3356974.00	0.27

..NICNET..

## STATEMENT NO. ( 8 ): PLAN &amp; NON-PLAN BUDGETED EXPENDITURE ON ELEMENTARY EDUCATION (Sub-head wise)

ACCOUNT: REVENUE ACCOUNT  
PROGRAM: OTHER EXPENDITURE

(RUPEES IN THOUSANDS)

SL. NO.	STATE/UNION TERRITORY	2010-11 (ACTUALS)				2011-12 (R.E.)				2012-13 (B.E.)			
		PLAN	NON-PLAN	TOTAL	% AGE TO TOTAL EXP. ON PMY. EDN.	PLAN	NON-PLAN	TOTAL	% AGE TO TOTAL EXP. ON PMY. EDN.	PLAN	NON-PLAN	TOTAL	% AGE TO TOTAL EXP. ON PMY. EDN.
1	ANDHRA PRADESH	82650.00	74260.00	156910.00	0.32	1878240.00	237802.00	2116042.00	3.08	654922.00	254505.00	909427.00	1.20
2	ARUNACHAL PRADESH	3685.00	0.00	3685.00	0.14	651.00	0.00	651.00	0.02	4000.00	0.00	4000.00	0.13
3	ASSAM	358175.00	18123.00	376298.00	1.21	145000.00	360985.00	505985.00	1.40	801500.00	61413.00	862913.00	1.98
4	BIHAR	0.00	94923.00	94923.00	0.19	220000.00	10002.00	230002.00	0.37	1724964.00	10002.00	1734966.00	2.27
5	CHHATTISGARH	3650.00	145255.00	148905.00	0.71	6500.00	900000.00	906500.00	3.38	6500.00	900000.00	906500.00	2.96
6	GOA	49996.00	8144.00	58140.00	3.64	259502.00	30740.00	290242.00	14.55	88178.00	37660.00	125838.00	6.09
7	GUJARAT	1621748.00	66038.00	1687786.00	2.70	2292004.00	73748.00	2365752.00	3.57	3691121.00	78497.00	3769618.00	5.27
8	HARYANA	2303968.00	0.00	2303968.00	7.57	4374500.00	0.00	4374500.00	12.12	6400000.00	0.00	6400000.00	13.03
9	HIMACHAL PRADESH	508423.00	431243.00	939666.00	6.25	688314.00	339439.00	1027753.00	5.88	877783.00	433464.00	1311247.00	6.68
10	JAMMU & KASHMIR	0.00	0.00	0.00	0.00	23100.00	0.00	23100.00	0.15	844079.00	300.00	844379.00	4.97
11	JHARKHAND	243681.00	0.00	243681.00	0.91	1405700.00	0.00	1405700.00	4.12	1957500.00	0.00	1957500.00	4.74
12	KARNATAKA	4014840.00	2924.00	4017764.00	7.51	3543200.00	1003272.00	4546472.00	7.36	10000.00	0.00	10000.00	0.01
13	KERALA	336974.00	158919.00	495893.00	1.84	409002.00	13133.00	422135.00	1.24	0.00	13600.00	13600.00	0.04
14	MADHYA PRADESH	0.00	19960.00	19960.00	0.05	0.00	100.00	100.00	0.00	0.00	10000.00	10000.00	0.02
15	MAHARASHTRA	...	...	...	...	...	...	...	...	...	...	...	...
16	MANIPUR	230961.00	0.00	230961.00	10.22	136517.00	0.00	136517.00	4.96	268266.00	0.00	268266.00	8.94
17	MEGHALAYA	169.00	90290.00	90459.00	2.34	90450.00	3185.00	93635.00	2.92	1000.00	3189.00	4189.00	0.11
18	MIZORAM	...	...	...	...	...	...	...	...	...	...	...	...
19	NAGALAND	4866.00	0.00	4866.00	0.16	43000.00	0.00	43000.00	1.30	40000.00	0.00	40000.00	1.00
20	ODISHA	1852479.00	666.00	1853145.00	5.50	2950133.00	989.00	2951122.00	7.47	5893241.00	891.00	5894132.00	14.05
21	PUNJAB	55487.00	0.00	55487.00	0.61	26500.00	0.00	26500.00	0.16	72077.00	0.00	72077.00	0.41
22	RAJASTHAN	521678.00	2696843.00	3218521.00	5.44	792308.00	33029.00	825337.00	1.19	1952910.00	203213.00	2156123.00	2.87
23	SIKKIM	354.00	0.00	354.00	0.33	35827.00	0.00	35827.00	24.12	38779.00	0.00	38779.00	33.47
24	TAMIL NADU	1434060.00	34055.00	1468115.00	2.45	3627662.00	32288.00	3659950.00	5.56	6343118.00	32288.00	6375406.00	8.69
25	TRIPURA	0.00	0.00	0.00	0.00	59624.00	0.00	59624.00	1.61	153000.00	0.00	153000.00	3.37
26	UTTARAKHAND	1370221.00	19.00	1370240.00	9.18	870007.00	0.00	870007.00	6.96	1885482.00	0.00	1885482.00	10.25
27	UTTAR PRADESH	5964642.00	10696116.00	16660758.00	15.20	8710000.00	21725058.00	30435058.00	19.33	10315000.00	979443.00	11294443.00	6.61
28	WEST BENGAL	4398588.00	292156.00	4690744.00	9.68	7646832.00	406903.00	8053735.00	12.70	6316400.00	437530.00	6753930.00	10.77
TOTAL STATES		25361295.00	14829934.00	40191229.00	4.52	40234573.00	25170673.00	65405246.00	5.98	50339820.00	3455995.00	53795815.00	4.37
29	A. & N. ISLANDS	38217.00	38686.00	76903.00	5.09	65415.00	41452.00	106867.00	5.91	91100.00	44668.00	135768.00	6.70
30	CHANDIGARH	149747.00	0.00	149747.00	12.55	95400.00	1000.00	96400.00	7.72	220000.00	1000.00	221000.00	14.87
31	DADRA & NAGAR HAVELI	...	...	...	...	...	...	...	...	...	...	...	...
32	DAMAN & DIU	699.00	813.00	1512.00	0.77	800.00	900.00	1700.00	0.84	1000.00	900.00	1900.00	0.89
33	DELHI	2350.00	202.00	2552.00	0.03	10000.00	243.00	10243.00	0.09	10000.00	200.00	10200.00	0.09
34	LAKSHADWEEP	...	...	...	...	...	...	...	...	...	...	...	...
35	PUDUCHERRY	412165.00	4422.00	416587.00	22.95	344970.00	5150.00	350120.00	21.60	394916.00	6160.00	401076.00	19.38
TOTAL U.T.		603178.00	44123.00	647301.00	4.83	516585.00	48745.00	565330.00	3.43	717016.00	52928.00	769944.00	4.21
TOTAL (STATE & UTs)		25964473.00	14874057.00	40838530.00	4.52	40751158.00	25219418.00	65970576.00	5.94	51056836.00	3508923.00	54565759.00	4.37

. . . NICNET . . .

## STATEMENT NO. ( 8 ): PLAN &amp; NON-PLAN BUDGETED EXPENDITURE ON ELEMENTARY EDUCATION (Sub-head wise)

ACCOUNT: REVENUE ACCOUNT  
PROGRAM: MDM (STATE SHARE)

(RUPEES IN THOUSANDS)

SL. NO.	STATE/UNION TERRITORY	2010-11 (ACTUALS)				2011-12 (R.E.)				2012-13 (B.E.)			
		PLAN	NON-PLAN	TOTAL	% AGE TO TOTAL EXP. ON PMY. EDN.	PLAN	NON-PLAN	TOTAL	% AGE TO TOTAL EXP. ON PMY. EDN.	PLAN	NON-PLAN	TOTAL	% AGE TO TOTAL EXP. ON PMY. EDN.
1	ANDHRA PRADESH	1455988.00	0.00	1455988.00	2.98	1746959.00	0.00	1746959.00	2.54	1595163.00	0.00	1595163.00	2.10
2	ARUNACHAL PRADESH	163897.00	0.00	163897.00	6.01	331482.00	0.00	331482.00	9.32	10000.00	0.00	10000.00	0.33
3	ASSAM	2500.00	0.00	2500.00	0.01	900000.00	0.00	900000.00	2.49	700000.00	0.00	700000.00	1.60
4	BIHAR	2186436.00	0.00	2186436.00	4.40	3024000.00	0.00	3024000.00	4.93	3058216.00	31654.00	3089870.00	4.04
5	CHHATTISGARH	...	...	...	...	...	...	...	...	...	...	...	...
6	GOA	57941.00	0.00	57941.00	3.63	56700.00	0.00	56700.00	2.84	110000.00	0.00	110000.00	5.32
7	GUJARAT	...	...	...	...	...	...	...	...	...	...	...	...
8	HARYANA	2096474.00	0.00	2096474.00	6.89	2721395.00	0.00	2721395.00	7.54	3096500.00	0.00	3096500.00	6.31
9	HIMACHAL PRADESH	0.00	0.00	0.00	0.00	0.00	0.00	0.00	0.00	147800.00	0.00	147800.00	0.75
10	JAMMU & KASHMIR	0.00	0.00	0.00	0.00	18700.00	0.00	18700.00	0.12	20777.00	0.00	20777.00	0.12
11	JHARKHAND	804667.00	0.00	804667.00	3.00	1681000.00	0.00	1681000.00	4.93	1677600.00	0.00	1677600.00	4.06
12	KARNATAKA	...	...	...	...	...	...	...	...	...	...	...	...
13	KERALA	0.00	0.00	0.00	0.00	2500.00	162550.00	165050.00	0.48	0.00	296824.00	296824.00	0.80
14	MADHYA PRADESH	...	...	...	...	...	...	...	...	...	...	...	...
15	MAHARASHTRA	0.00	3738.00	3738.00	0.00	0.00	4600.00	4600.00	0.00	0.00	4700.00	4700.00	0.00
16	MANIPUR	...	...	...	...	...	...	...	...	...	...	...	...
17	MEGHALAYA	...	...	...	...	...	...	...	...	...	...	...	...
18	MIZORAM	56054.00	0.00	56054.00	2.12	40750.00	0.00	40750.00	1.43	64694.00	0.00	64694.00	2.00
19	NAGALAND	53800.00	0.00	53800.00	1.82	21634.00	0.00	21634.00	0.65	15000.00	0.00	15000.00	0.38
20	ODISHA	4701872.00	0.00	4701872.00	13.94	6692283.00	0.00	6692283.00	16.95	3906817.00	0.00	3906817.00	9.31
21	PUNJAB	1941964.00	0.00	1941964.00	21.21	2616000.00	0.00	2616000.00	16.20	2540000.00	0.00	2540000.00	14.55
22	RAJASTHAN	...	...	...	...	...	...	...	...	...	...	...	...
23	SIKKIM	...	...	...	...	...	...	...	...	...	...	...	...
24	TAMIL NADU	...	...	...	...	...	...	...	...	...	...	...	...
25	TRIPURA	0.00	0.00	0.00	0.00	46833.00	0.00	46833.00	1.26	97000.00	0.00	97000.00	2.13
26	UTTARAKHAND	38297.00	0.00	38297.00	0.26	56098.00	0.00	56098.00	0.45	73948.00	0.00	73948.00	0.40
27	UTTAR PRADESH	3167386.00	8639.00	3176025.00	2.90	4484875.00	0.00	4484875.00	2.85	4314650.00	0.00	4314650.00	2.53
28	WEST BENGAL	1428636.00	13032.00	1441668.00	2.98	2650000.00	90997.00	2740997.00	4.32	2230000.00	28628.00	2258628.00	3.60
TOTAL STATES		18155912.00	25409.00	18181321.00	2.04	27091209.00	258147.00	27349356.00	2.50	23658165.00	361806.00	24019971.00	1.95
29	A. & N. ISLANDS	33980.00	5189.00	39169.00	2.59	38210.00	3700.00	41910.00	2.32	63000.00	3000.00	66000.00	3.26
30	CHANDIGARH	...	...	...	...	...	...	...	...	...	...	...	...
31	DADRA & NAGAR HAVELI	...	...	...	...	...	...	...	...	...	...	...	...
32	DAMAN & DIU	...	...	...	...	...	...	...	...	...	...	...	...
33	DELHI	...	...	...	...	...	...	...	...	...	...	...	...
34	LAKSHADWEEP	...	...	...	...	...	...	...	...	...	...	...	...
35	PUDUCHERRY	...	...	...	...	...	...	...	...	...	...	...	...
TOTAL U.T.		33980.00	5189.00	39169.00	0.29	38210.00	3700.00	41910.00	0.25	63000.00	3000.00	66000.00	0.36
TOTAL (STATE & UTs)		18189892.00	30598.00	18220490.00	2.02	27129419.00	261847.00	27391266.00	2.47	23721165.00	364806.00	24085971.00	1.93

..NICNET..

## STATEMENT NO. ( 8 ): PLAN &amp; NON-PLAN BUDGETED EXPENDITURE ON ELEMENTARY EDUCATION (Sub-head wise)

ACCOUNT: REVENUE ACCOUNT  
PROGRAM: SSA

(RUPEES IN THOUSANDS)

SL. NO.	STATE/UNION TERRITORY	2010-11 (ACTUALS)				2011-12 (R.E.)				2012-13 (B.E.)			
		PLAN	NON-PLAN	TOTAL	% AGE TO TOTAL EXP. ON PMY. EDN.	PLAN	NON-PLAN	TOTAL	% AGE TO TOTAL EXP. ON PMY. EDN.	PLAN	NON-PLAN	TOTAL	% AGE TO TOTAL EXP. ON PMY. EDN.
1	ANDHRA PRADESH	5366216.00	0.00	5366216.00	11.00	6500000.00	0.00	6500000.00	9.46	12000000.00	0.00	12000000.00	15.80
2	ARUNACHAL PRADESH	13500.00	0.00	13500.00	0.49	330000.00	0.00	330000.00	9.28	60000.00	0.00	60000.00	1.96
3	ASSAM	900900.00	0.00	900900.00	2.89	1000000.00	0.00	1000000.00	2.77	1100000.00	0.00	1100000.00	2.52
4	BIHAR	13000000.00	0.00	13000000.00	26.16	9931438.00	1.00	9931439.00	16.19	20180000.00	1.00	20180001.00	26.39
5	CHHATTISGARH	1523200.00	0.00	1523200.00	7.30	1724800.00	0.00	1724800.00	6.43	1937600.00	0.00	1937600.00	6.32
6	GOA	67090.00	0.00	67090.00	4.20	42500.00	0.00	42500.00	2.13	50001.00	0.00	50001.00	2.42
7	GUJARAT	374400.00	0.00	374400.00	0.60	540200.00	0.00	540200.00	0.81	797625.00	0.00	797625.00	1.12
8	HARYANA	2540000.00	0.00	2540000.00	8.35	2300000.00	0.00	2300000.00	6.37	7200000.00	0.00	7200000.00	14.66
9	HIMACHAL PRADESH	615040.00	82500.00	697540.00	4.64	637100.00	0.00	637100.00	3.64	543400.00	0.00	543400.00	2.77
10	JAMMU & KASHMIR	0.00	0.00	0.00	0.00	2574000.00	0.00	2574000.00	16.71	2831400.00	0.00	2831400.00	16.68
11	JHARKHAND	6910704.00	0.00	6910704.00	25.75	5570000.00	0.00	5570000.00	16.34	5978900.00	0.00	5978900.00	14.46
12	KARNATAKA	0.00	0.00	0.00	0.00	0.00	0.00	0.00	0.00	11350000.00	1500000.00	12850000.00	16.28
13	KERALA	200000.00	0.00	200000.00	0.74	40000.00	0.00	40000.00	0.12	50000.00	0.00	50000.00	0.13
14	MADHYA PRADESH	3200000.00	0.00	3200000.00	7.71	1962200.00	0.00	1962200.00	3.29	2305600.00	0.00	2305600.00	3.49
15	MAHARASHTRA	...	...	...	...	...	...	...	...	...	...	...	...
16	MANIPUR	...	...	...	...	...	...	...	...	...	...	...	...
17	MEGHALAYA	...	...	...	...	...	...	...	...	...	...	...	...
18	MIZORAM	69869.00	0.00	69869.00	2.65	100000.00	0.00	100000.00	3.50	168862.00	0.00	168862.00	5.22
19	NAGALAND	123225.00	0.00	123225.00	4.18	53315.00	110982.00	164297.00	4.96	0.00	743909.00	743909.00	18.64
20	ODISHA	3514606.00	0.00	3514606.00	10.42	4172816.00	0.00	4172816.00	10.57	4242891.00	0.00	4242891.00	10.12
21	PUNJAB	939834.00	0.00	939834.00	10.27	2590129.00	0.00	2590129.00	16.04	2460785.00	0.00	2460785.00	14.10
22	RAJASTHAN	11864110.00	0.00	11864110.00	20.04	16596600.00	0.00	16596600.00	24.01	14840000.00	0.00	14840000.00	19.79
23	SIKKIM	26167.00	0.00	26167.00	24.53	10000.00	0.00	10000.00	6.73	30000.00	0.00	30000.00	25.89
24	TAMIL NADU	0.00	6530497.00	6530497.00	10.90	0.00	7154175.00	7154175.00	10.87	0.00	8684501.00	8684501.00	11.83
25	TRIPURA	...	...	...	...	...	...	...	...	...	...	...	...
26	UTTARAKHAND	405000.00	0.00	405000.00	2.71	447642.00	0.00	447642.00	3.58	472988.00	0.00	472988.00	2.57
27	UTTAR PRADESH	6121995.00	0.00	6121995.00	5.58	7055325.00	0.00	7055325.00	4.48	6342905.00	0.00	6342905.00	3.71
28	WEST BENGAL	9452543.00	0.00	9452543.00	19.51	10974066.00	0.00	10974066.00	17.30	11760000.00	0.00	11760000.00	18.76
TOTAL STATES		67228399.00	6612997.00	73841396.00	8.30	75152131.00	7265158.00	82417289.00	7.54	106702957.00	10928411.00	117631368.00	9.57
29	A. & N. ISLANDS	34784.00	0.00	34784.00	2.30	56280.00	0.00	56280.00	3.11	60000.00	0.00	60000.00	2.96
30	CHANDIGARH	...	...	...	...	...	...	...	...	...	...	...	...
31	DADRA & NAGAR HAVELI	...	...	...	...	...	...	...	...	...	...	...	...
32	DAMAN & DIU	...	...	...	...	...	...	...	...	...	...	...	...
33	DELHI	213500.00	0.00	213500.00	2.62	140000.00	0.00	140000.00	1.27	600000.00	0.00	600000.00	5.08
34	LAKSHADWEEP	...	...	...	...	...	...	...	...	...	...	...	...
35	PUDUCHERRY	...	...	...	...	...	...	...	...	...	...	...	...
TOTAL U.T.		248284.00	0.00	248284.00	1.85	196280.00	0.00	196280.00	1.19	660000.00	0.00	660000.00	3.61
TOTAL (STATE & UTs)		67476683.00	6612997.00	74089680.00	8.21	75348411.00	7265158.00	82613569.00	7.44	107362957.00	10928411.00	118291368.00	9.48

..NICNET..

## STATEMENT NO. ( 8 ): PLAN &amp; NON-PLAN BUDGETED EXPENDITURE ON ELEMENTARY EDUCATION (Sub-head wise)

ACCOUNT: REVENUE ACCOUNT  
PROGRAM: 13th FINANCE COMMISSION

(RUPEES IN THOUSANDS)

SL. NO.	STATE/UNION TERRITORY	2010-11 (ACTUALS)				2011-12 (R.E.)				2012-13 (B.E.)			
		PLAN	NON-PLAN	TOTAL	% AGE TO TOTAL EXP. ON PMY. EDN.	PLAN	NON-PLAN	TOTAL	% AGE TO TOTAL EXP. ON PMY. EDN.	PLAN	NON-PLAN	TOTAL	% AGE TO TOTAL EXP. ON PMY. EDN.
1	ANDHRA PRADESH	0.00	0.00	0.00	0.00	1790000.00	0.00	1790000.00	2.61	1880000.00	0.00	1880000.00	2.48
2	ARUNACHAL PRADESH	1382.00	0.00	1382.00	0.05	1950.00	0.00	1950.00	0.05	1000.00	0.00	1000.00	0.03
3	ASSAM	0.00	0.00	0.00	0.00	400000.00	0.00	400000.00	1.11	490000.00	0.00	490000.00	1.12
4	BIHAR	...	...	...	...	...	...	...	...	...	...	...	...
5	CHHATTISGARH	1196800.00	0.00	1196800.00	5.74	1355200.00	0.00	1355200.00	5.05	1522400.00	0.00	1522400.00	4.96
6	GOA	...	...	...	...	...	...	...	...	...	...	...	...
7	GUJARAT	...	...	...	...	...	...	...	...	...	...	...	...
8	HARYANA	400000.00	0.00	400000.00	1.31	430000.00	0.00	430000.00	1.19	460000.00	0.00	460000.00	0.94
9	HIMACHAL PRADESH	132560.00	0.00	132560.00	0.88	191100.00	0.00	191100.00	1.09	209300.00	0.00	209300.00	1.07
10	JAMMU & KASHMIR	...	...	...	...	...	...	...	...	...	...	...	...
11	JHARKHAND	1500000.00	0.00	1500000.00	5.59	2660000.00	0.00	2660000.00	7.80	3154000.00	0.00	3154000.00	7.63
12	KARNATAKA	...	...	...	...	...	...	...	...	...	...	...	...
13	KERALA	250000.00	0.00	250000.00	0.93	270000.00	0.00	270000.00	0.79	280000.00	0.00	280000.00	0.75
14	MADHYA PRADESH	...	...	...	...	...	...	...	...	...	...	...	...
15	MAHARASHTRA	1309997.00	0.00	1309997.00	1.10	1400000.00	0.00	1400000.00	1.08	1490000.00	0.00	1490000.00	1.07
16	MANIPUR	...	...	...	...	...	...	...	...	...	...	...	...
17	MEGHALAYA	...	...	...	...	...	...	...	...	...	...	...	...
18	MIZORAM	...	...	...	...	...	...	...	...	...	...	...	...
19	NAGALAND	0.00	0.00	0.00	0.00	10000.00	0.00	10000.00	0.30	10000.00	0.00	10000.00	0.25
20	ODISHA	...	...	...	...	...	...	...	...	...	...	...	...
21	PUNJAB	0.00	0.00	0.00	0.00	92400.00	0.00	92400.00	0.57	449800.00	0.00	449800.00	2.58
22	RAJASTHAN	...	...	...	...	...	...	...	...	...	...	...	...
23	SIKKIM	10000.00	0.00	10000.00	9.37	10000.00	0.00	10000.00	6.73	10000.00	0.00	10000.00	8.63
24	TAMIL NADU	0.00	1110000.00	1110000.00	1.85	0.00	1175896.00	1175896.00	1.79	0.00	1410001.00	1410001.00	1.92
25	TRIPURA	0.00	0.00	0.00	0.00	6800.00	0.00	6800.00	0.18	9500.00	0.00	9500.00	0.21
26	UTTARAKHAND	...	...	...	...	...	...	...	...	...	...	...	...
27	UTTAR PRADESH	210000.00	0.00	210000.00	0.19	0.00	0.00	0.00	0.00	0.00	0.00	0.00	0.00
28	WEST BENGAL	...	...	...	...	...	...	...	...	...	...	...	...
TOTAL STATES		5010739.00	1110000.00	6120739.00	0.69	8617450.00	1175896.00	9793346.00	0.90	9966000.00	1410001.00	11376001.00	0.93
29	A. & N. ISLANDS	...	...	...	...	...	...	...	...	...	...	...	...
30	CHANDIGARH	...	...	...	...	...	...	...	...	...	...	...	...
31	DADRA & NAGAR HAVELI	...	...	...	...	...	...	...	...	...	...	...	...
32	DAMAN & DIU	...	...	...	...	...	...	...	...	...	...	...	...
33	DELHI	...	...	...	...	...	...	...	...	...	...	...	...
34	LAKSHADWEEP	...	...	...	...	...	...	...	...	...	...	...	...
35	PUDUCHERRY	...	...	...	...	...	...	...	...	...	...	...	...
TOTAL U.T.		0.00	0.00	0.00	0.00	0.00	0.00	0.00	0.00	0.00	0.00	0.00	0.00
TOTAL (STATE & UTs)		5010739.00	1110000.00	6120739.00	0.68	8617450.00	1175896.00	9793346.00	0.88	9966000.00	1410001.00	11376001.00	0.91

..NICNET..

## STATEMENT NO. ( 9 ): PLAN &amp; NON-PAN BUDGETED EXPENDITURE ON SECONDARY EDUCATION

ACCOUNT: REVENUE ACCOUNT  
PROGRAM: TOTAL EXPENDITURE

(RUPEES IN THOUSANDS)

SL. NO.	STATE/UNION TERRITORY	2010-11 (ACTUALS)				2011-12 (R.E.)				2012-13 (B.E.)			
		PLAN	NON-PAN	TOTAL	% AGE TO TOTAL EXP. ON EDUCATION	PLAN	NON-PAN	TOTAL	% AGE TO TOTAL EXP. ON EDUCATION	PLAN	NON-PAN	TOTAL	% AGE TO TOTAL EXP. ON EDUCATION
1	ANDHRA PRADESH	1636432.00	41115621.00	42752053.00	36.30	4418995.00	52171361.00	56590356.00	35.63	9785181.00	56322162.00	66107343.00	36.64
2	ARUNACHAL PRADESH	199742.00	884763.00	1084505.00	25.25	323133.00	1025585.00	1348718.00	24.69	266100.00	1059405.00	1325505.00	26.85
3	ASSAM	2796862.00	14790748.00	17587610.00	29.58	2421247.00	16374943.00	18796190.00	28.17	3707757.00	20421901.00	24129658.00	28.20
4	BIHAR	3611889.00	12558913.00	16170802.00	20.35	9942800.00	14761818.00	24704618.00	22.95	7383058.00	14568698.00	21951756.00	17.68
5	CHHATTISGARH	5970516.00	2114876.00	8085392.00	24.18	10216270.00	3324990.00	13541260.00	29.33	11378300.00	3361760.00	14740060.00	28.58
6	GOA	723617.00	3669266.00	4392883.00	55.27	741336.00	4245748.00	4987084.00	54.81	1322660.00	4667918.00	5990578.00	57.95
7	GUJARAT	671315.00	30144468.00	30815783.00	28.96	2382304.00	32409342.00	34791646.00	29.83	2058339.00	32098506.00	34156845.00	28.48
8	HARYANA	3032827.00	15148357.00	18181184.00	31.51	5157003.00	15714613.00	20871616.00	30.16	6669693.00	16677050.00	23346743.00	27.70
9	HIMACHAL PRADESH	558360.00	7870567.00	8428927.00	32.88	728058.00	9408942.00	10137000.00	33.28	568794.00	10457170.00	11025964.00	32.87
10	JAMMU & KASHMIR	0.00	8365200.00	8365200.00	42.57	1010808.00	11348481.00	12359289.00	38.24	1291677.00	11496247.00	12787924.00	36.98
11	JHARKHAND	1001226.00	3185299.00	4186525.00	11.84	1672500.00	4629831.00	6302331.00	13.48	1754200.00	5049952.00	6804152.00	12.10
12	KARNATAKA	5993077.00	24976853.00	30969930.00	29.70	8727344.00	28573538.00	37300882.00	30.44	9250058.00	31744966.00	40995024.00	28.29
13	KERALA	1476243.00	24293037.00	25769280.00	38.60	1932881.00	36555347.00	38488228.00	42.32	4420779.00	35415318.00	39836097.00	39.79
14	MADHYA PRADESH	992927.00	15307859.00	16300786.00	24.89	3015044.00	20557774.00	23572818.00	24.94	2121387.00	21776981.00	23898368.00	23.41
15	MAHARASHTRA	3665979.00	99015842.00	102681821.00	39.70	4571307.00	110654790.00	115226097.00	40.39	5671260.00	123384963.00	129056223.00	41.35
16	MANIPUR	257809.00	1464839.00	1722648.00	34.54	267377.00	1713725.00	1981102.00	31.34	285190.00	1795381.00	2080571.00	31.18
17	MEGHALAYA	520859.00	1318582.00	1839441.00	27.82	557300.00	1457841.00	2015141.00	30.36	951800.00	1407623.00	2359423.00	31.55
18	MIZORAM	498778.00	882239.00	1381017.00	26.92	691175.00	802600.00	1493775.00	25.92	700014.00	949400.00	1649414.00	24.57
19	NAGALAND	67370.00	1870963.00	1938333.00	35.78	80539.00	2090913.00	2171452.00	35.50	63500.00	2240970.00	2304470.00	32.91
20	ODISHA	2455452.00	12928803.00	15384255.00	24.15	4139687.00	13145750.00	17285437.00	24.62	5887413.00	15120375.00	21007788.00	27.23
21	PUNJAB	396275.00	25794962.00	26191237.00	65.93	2627184.00	32177008.00	34804192.00	61.02	3492694.00	34131324.00	37624018.00	61.09
22	RAJASTHAN	2282184.00	30549382.00	32831566.00	32.86	6031439.00	35283858.00	41315297.00	34.55	6646839.00	45521097.00	52167936.00	38.11
23	SIKKIM	966533.00	1573434.00	2539967.00	87.07	765458.00	1511255.00	2276713.00	83.50	218650.00	2092965.00	2311615.00	84.37
24	TAMIL NADU	904654.00	48399478.00	49304132.00	36.69	5377465.00	51778260.00	57155725.00	38.53	11999917.00	56353637.00	68353554.00	40.47
25	TRIPURA	456210.00	3614514.00	4070724.00	49.83	439233.00	3762971.00	4202204.00	46.90	490946.00	3782325.00	4273271.00	42.74
26	UTTARAKHAND	994998.00	11930221.00	12925219.00	41.37	705909.00	14444150.00	15150059.00	49.25	1233457.00	17196468.00	18429925.00	45.52
27	UTTAR PRADESH	8114296.00	49472323.00	57586619.00	31.25	14086112.00	56377749.00	70463861.00	28.73	35500912.00	56633533.00	92134445.00	31.71
28	WEST BENGAL	456645.00	65284347.00	65740992.00	48.42	2311757.00	73299775.00	75611532.00	45.40	2540500.00	74499948.00	77040448.00	45.41
	TOTAL STATES	50703075.00	558525756.00	609228831.00	34.53	95341665.00	649602958.00	744944623.00	34.54	137661075.00	700228043.00	837889118.00	34.47
29	A. & N. ISLANDS	280149.00	606321.00	886470.00	32.29	413140.00	661428.00	1074568.00	32.60	486270.00	694487.00	1180757.00	31.48
30	CHANDIGARH	58728.00	708381.00	767109.00	15.60	59800.00	730947.00	790747.00	21.29	145200.00	820522.00	965722.00	22.63
31	DADRA & NAGAR HAVELI	65038.00	49059.00	114097.00	18.50	90389.00	51792.00	142181.00	19.16	119250.00	57400.00	176650.00	16.48
32	DAMAN & DIU	36881.00	126241.00	163122.00	38.02	93200.00	129500.00	222700.00	44.13	131000.00	140200.00	271200.00	43.15
33	DELHI	2919436.00	21468256.00	24387692.00	65.61	3905100.00	24265212.00	28170312.00	63.04	5890100.00	26682054.00	32572154.00	63.74
34	LAKSHADWEEP	55427.00	240421.00	295848.00	40.50	66950.00	254590.00	321540.00	42.78	0.00	8700.00	8700.00	1.09
35	PUDUCHERRY	514920.00	1124719.00	1639639.00	33.41	475260.00	1128987.00	1604247.00	35.34	217899.00	1745360.00	1963259.00	33.54
	TOTAL U.T.	3930579.00	24323398.00	28253977.00	54.84	5103839.00	27222456.00	32326295.00	55.51	6989719.00	30148723.00	37138442.00	55.04
	TOTAL (STATE & UTs)	54633654.00	582849154.00	637482808.00	35.10	100445504.00	676825414.00	777270918.00	35.09	144650794.00	730376766.00	875027560.00	35.03
	CENTRE TOTAL	44082800.00	22941100.00	67023900.00	12.91	63365000.00	25541500.00	88906500.00	14.49	69720000.00	28014400.00	97734400.00	13.20
	GRAND TOTAL	98716454.00	605790254.00	704506708.00	30.17	163810504.00	702366914.00	866177418.00	30.62	214370794.00	758391166.00	972761960.00	30.04

..NICNET..

## STATEMENT NO. ( 10 ): PLAN &amp; NON-PLAN BUDGETED EXPENDITURE ON SECONDARY EDUCATION (Sub-head wise)

ACCOUNT: REVENUE ACCOUNT  
PROGRAM: DIRECTION, INSPECTION & ADMINISTRATION

(RUPEES IN THOUSANDS)

SL. NO.	STATE/UNION TERRITORY	2010-11 (ACTUALS)				2011-12 (R.E.)				2012-13 (B.E.)			
		PLAN	NON-PLAN	TOTAL	% AGE TO TOTAL EXP. ON SEC. EDN.	PLAN	NON-PLAN	TOTAL	% AGE TO TOTAL EXP. ON SEC. EDN.	PLAN	NON-PLAN	TOTAL	% AGE TO TOTAL EXP. ON SEC. EDN.
1	ANDHRA PRADESH	0.00	4092.00	4092.00	0.01	0.00	7041.00	7041.00	0.01	0.00	6338.00	6338.00	0.01
2	ARUNACHAL PRADESH	...	...	...	...	...	...	...	...	...	...	...	...
3	ASSAM	4872.00	234442.00	239314.00	1.36	11419.00	738021.00	749440.00	3.99	7841.00	242553.00	250394.00	1.04
4	BIHAR	8585.00	511477.00	520062.00	3.22	347000.00	378380.00	725380.00	2.94	137500.00	379587.00	517087.00	2.36
5	CHHATTISGARH	...	...	...	...	...	...	...	...	...	...	...	...
6	GOA	0.00	0.00	0.00	0.00	0.00	402.00	402.00	0.01	0.00	402.00	402.00	0.01
7	GUJARAT	473.00	68296.00	68769.00	0.22	0.00	72521.00	72521.00	0.21	0.00	71144.00	71144.00	0.21
8	HARYANA	106686.00	529802.00	636488.00	3.50	813415.00	573200.00	1386615.00	6.64	749888.00	669600.00	1419488.00	6.08
9	HIMACHAL PRADESH	0.00	136446.00	136446.00	1.62	0.00	175053.00	175053.00	1.73	0.00	177789.00	177789.00	1.61
10	JAMMU & KASHMIR	0.00	0.00	0.00	0.00	0.00	9300.00	9300.00	0.08	0.00	37300.00	37300.00	0.29
11	JHARKHAND	0.00	118508.00	118508.00	2.83	2550.00	139564.00	142114.00	2.25	4000.00	166484.00	170484.00	2.51
12	KARNATAKA	21268.00	216082.00	237350.00	0.77	45000.00	253405.00	298405.00	0.80	153000.00	367189.00	520189.00	1.27
13	KERALA	40910.00	863344.00	904254.00	3.51	78000.00	1130377.00	1208377.00	3.14	80000.00	1197854.00	1277854.00	3.21
14	MADHYA PRADESH	16302.00	71919.00	88221.00	0.54	61100.00	114018.00	175118.00	0.74	37500.00	103486.00	140986.00	0.59
15	MAHARASHTRA	30000.00	319570.00	349570.00	0.34	0.00	351034.00	351034.00	0.30	0.00	373863.00	373863.00	0.29
16	MANIPUR	3304.00	18507.00	21811.00	1.27	14361.00	6759.00	21120.00	1.07	4500.00	7095.00	11595.00	0.56
17	MEGHALAYA	7048.00	56768.00	63816.00	3.47	6963.00	64142.00	71105.00	3.53	9900.00	61607.00	71507.00	3.03
18	MIZORAM	32365.00	32013.00	64378.00	4.66	34540.00	27100.00	61640.00	4.13	60970.00	31000.00	91970.00	5.58
19	NAGALAND	15194.00	1059646.00	1074840.00	55.45	27477.00	1188419.00	1215896.00	55.99	25000.00	1297888.00	1322888.00	57.41
20	ODISHA	0.00	153289.00	153289.00	1.00	0.00	163869.00	163869.00	0.95	0.00	209910.00	209910.00	1.00
21	PUNJAB	0.00	344926.00	344926.00	1.32	51431.00	438460.00	489891.00	1.41	85006.00	487766.00	572772.00	1.52
22	RAJASTHAN	46379.00	568511.00	614890.00	1.87	93359.00	680320.00	773679.00	1.87	4555.00	786890.00	791445.00	1.52
23	SIKKIM	48590.00	69268.00	117858.00	4.64	55304.00	69940.00	125244.00	5.50	34911.00	81825.00	116736.00	5.05
24	TAMIL NADU	259.00	799098.00	799357.00	1.62	337.00	792106.00	792443.00	1.39	14060.00	793603.00	807663.00	1.18
25	TRIPURA	...	...	...	...	...	...	...	...	...	...	...	...
26	UTTARAKHAND	220003.00	133566.00	353569.00	2.74	6653.00	378910.00	385563.00	2.54	6393.00	293285.00	299678.00	1.63
27	UTTAR PRADESH	0.00	711488.00	711488.00	1.24	2112.00	808494.00	810606.00	1.15	0.00	1019392.00	1019392.00	1.11
28	WEST BENGAL	0.00	679951.00	679951.00	1.03	15000.00	681439.00	696439.00	0.92	15000.00	752929.00	767929.00	1.00
TOTAL STATES		602238.00	7701009.00	8303247.00	1.36	1666021.00	9242274.00	10908295.00	1.46	1430024.00	9616779.00	11046803.00	1.32
29	A. & N. ISLANDS	...	...	...	...	...	...	...	...	...	...	...	...
30	CHANDIGARH	100.00	15573.00	15673.00	2.04	500.00	15400.00	15900.00	2.01	700.00	16150.00	16850.00	1.74
31	DADRA & NAGAR HAVELI	...	...	...	...	...	...	...	...	...	...	...	...
32	DAMAN & DIU	...	...	...	...	...	...	...	...	...	...	...	...
33	DELHI	8196.00	116540.00	124736.00	0.51	10600.00	137585.00	148185.00	0.53	10000.00	151895.00	161895.00	0.50
34	LAKSHADWEEP	...	...	...	...	...	...	...	...	...	...	...	...
35	PUDUCHERRY	6778.00	48472.00	55250.00	3.37	5932.00	48712.00	54644.00	3.41	2405.00	57300.00	59705.00	3.04
TOTAL U.T.		15074.00	180585.00	195659.00	0.69	17032.00	201697.00	218729.00	0.68	13105.00	225345.00	238450.00	0.64
TOTAL (STATE & UTs)		617312.00	7881594.00	8498906.00	1.33	1683053.00	9443971.00	11127024.00	1.43	1443129.00	9842124.00	11285253.00	1.29

. . . NICNET . . .

## STATEMENT NO. ( 10 ): PLAN &amp; NON-PLAN BUDGETED EXPENDITURE ON SECONDARY EDUCATION (Sub-head wise)

ACCOUNT: REVENUE ACCOUNT  
PROGRAM: GOVERNMENT SECONDARY SCHOOLS

(RUPEES IN THOUSANDS)

SL. NO.	STATE/UNION TERRITORY	2010-11 (ACTUALS)				2011-12 (R.E.)				2012-13 (B.E.)			
		PLAN	NON-PLAN	TOTAL	% AGE TO TOTAL EXP. ON SEC. EDN.	PLAN	NON-PLAN	TOTAL	% AGE TO TOTAL EXP. ON SEC. EDN.	PLAN	NON-PLAN	TOTAL	% AGE TO TOTAL EXP. ON SEC. EDN.
1	ANDHRA PRADESH	1102701.00	4094469.00	5197170.00	12.16	429955.00	5137330.00	5567285.00	9.84	3698474.00	5656329.00	9354803.00	14.15
2	ARUNACHAL PRADESH	66348.00	880918.00	947266.00	87.35	95922.00	1019585.00	1115507.00	82.71	109100.00	1055255.00	1164355.00	87.84
3	ASSAM	200000.00	435971.00	635971.00	3.62	29200.00	728574.00	757774.00	4.03	38800.00	781621.00	820421.00	3.40
4	BIHAR	1181693.00	9862859.00	11044552.00	68.30	2306737.00	8486816.00	10793553.00	43.69	2584997.00	8477604.00	11062601.00	50.40
5	CHHATTISGARH	4664345.00	1022506.00	5686851.00	70.33	8205550.00	1348120.00	9553670.00	70.55	8782470.00	1526820.00	10309290.00	69.94
6	GOA	8222.00	389249.00	397471.00	9.05	14000.00	442496.00	456496.00	9.15	8500.00	484366.00	492866.00	8.23
7	GUJARAT	167522.00	911907.00	1079429.00	3.50	235122.00	959312.00	1194434.00	3.43	763067.00	931119.00	1694186.00	4.96
8	HARYANA	1396407.00	14008169.00	15404576.00	84.73	2613294.00	14174100.00	16787394.00	80.43	3554488.00	14891600.00	18446088.00	79.01
9	HIMACHAL PRADESH	319438.00	7173349.00	7492787.00	88.89	313875.00	8484040.00	8797915.00	86.79	347907.00	9530843.00	9878750.00	89.60
10	JAMMU & KASHMIR	0.00	8328663.00	8328663.00	99.56	1010808.00	11294337.00	12305145.00	99.56	1291677.00	11416067.00	12707744.00	99.37
11	JHARKHAND	398963.00	2537500.00	2936463.00	70.14	621410.00	3785976.00	4407386.00	69.93	804000.00	4098468.00	4902468.00	72.05
12	KARNATAKA	1182100.00	2363165.00	3545265.00	11.45	1796397.00	3572462.00	5368859.00	14.39	3040000.00	3981922.00	7021922.00	17.13
13	KERALA	75903.00	7728004.00	7803907.00	30.28	109200.00	14062393.00	14171593.00	36.82	201700.00	13725255.00	13926955.00	34.96
14	MADHYA PRADESH	296017.00	10418620.00	10714637.00	65.73	1446847.00	13483613.00	14930460.00	63.34	1866196.00	12338906.00	14205102.00	59.44
15	MAHARASHTRA	15273.00	118131.00	133404.00	0.13	0.00	128328.00	128328.00	0.11	500.00	138444.00	138944.00	0.11
16	MANIPUR	0.00	1381092.00	1381092.00	80.17	0.00	1635563.00	1635563.00	82.56	0.00	1717332.00	1717332.00	82.54
17	MEGHALAYA	89153.00	312862.00	402015.00	21.86	63707.00	307389.00	371096.00	18.42	108445.00	317871.00	426316.00	18.07
18	MIZORAM	169771.00	790698.00	960469.00	69.55	234100.00	713300.00	947400.00	63.42	258210.00	847500.00	1105710.00	67.04
19	NAGALAND	10525.00	747915.00	758440.00	39.13	6000.00	832210.00	838210.00	38.60	8500.00	857288.00	865788.00	37.57
20	ODISHA	873022.00	10155777.00	11028799.00	71.69	983581.00	9430682.00	10414263.00	60.25	695698.00	11332875.00	12028573.00	57.26
21	PUNJAB	171958.00	24020937.00	24192895.00	92.37	1334128.00	29584130.00	30918258.00	88.83	1782562.00	31128830.00	32911392.00	87.47
22	RAJASTHAN	1985228.00	27332690.00	29317918.00	89.30	4977870.00	32398064.00	37375934.00	90.47	4770586.00	41860370.00	46630956.00	89.39
23	SIKKIM	22305.00	0.00	22305.00	0.88	21500.00	0.00	21500.00	0.94	35100.00	0.00	35100.00	1.52
24	TAMIL NADU	266653.00	30605326.00	30871979.00	62.62	3305192.00	31871053.00	35176245.00	61.54	8209316.00	35802498.00	44011814.00	64.39
25	TRIPURA	424083.00	3275182.00	3699265.00	90.87	398300.00	3408351.00	3806651.00	90.59	424400.00	3366094.00	3790494.00	88.70
26	UTTARAKHAND	302169.00	9753341.00	10055510.00	77.80	431263.00	12068237.00	12499500.00	82.50	482464.00	14780651.00	15263115.00	82.82
27	UTTAR PRADESH	500203.00	3681652.00	4181855.00	7.26	668037.00	4695289.00	5363326.00	7.61	364368.00	5751655.00	6116023.00	6.64
28	WEST BENGAL	163.00	641590.00	641753.00	0.98	3000.00	638622.00	641622.00	0.85	3600.00	655899.00	659499.00	0.86
TOTAL STATES		15890165.00	182972542.00	198862707.00	32.64	31654995.00	214690372.00	246345367.00	33.07	44235125.00	237453482.00	281688607.00	33.62
29	A. & N. ISLANDS	221668.00	520181.00	741849.00	83.69	331158.00	571511.00	902669.00	84.00	374200.00	597314.00	971514.00	82.28
30	CHANDIGARH	57628.00	619451.00	677079.00	88.26	58300.00	627173.00	685473.00	86.69	140000.00	713648.00	853648.00	88.39
31	DADRA & NAGAR HAVELI	56661.00	47987.00	104648.00	91.72	85339.00	51792.00	137131.00	96.45	109150.00	57400.00	166550.00	94.28
32	DAMAN & DIU	28552.00	70458.00	99010.00	60.70	31600.00	68900.00	100500.00	45.13	46000.00	79800.00	125800.00	46.39
33	DELHI	0.00	7860875.00	7860875.00	32.23	0.00	8748400.00	8748400.00	31.06	0.00	976500.00	976500.00	29.98
34	LAKSHADWEEP	55427.00	234147.00	289574.00	97.88	66950.00	248240.00	315190.00	98.03	0.00	3000.00	3000.00	34.48
35	PUDUCHERRY	491456.00	746373.00	1237829.00	75.49	449591.00	750009.00	1199600.00	74.78	143026.00	1232160.00	1375186.00	70.05
TOTAL U.T.		911392.00	10099472.00	11010864.00	38.97	1022938.00	11066025.00	12088963.00	37.40	812376.00	12449822.00	13262198.00	35.71
TOTAL (STATE & UTs)		16801557.00	193072014.00	209873571.00	32.92	32677933.00	225756397.00	258434330.00	33.25	45047501.00	249903304.00	294958005.00	33.71

. . . NICNET . . .



## STATEMENT NO. ( 10 ): PLAN &amp; NON-PLAN BUDGETED EXPENDITURE ON SECONDARY EDUCATION (Sub-head wise)

ACCOUNT: REVENUE ACCOUNT  
PROGRAM: ASSISTANCE TO NON-GOVT. SECONDARY SCHOOLS

(RUPEES IN THOUSANDS)

SL. NO.	STATE/UNION TERRITORY	2010-11 (ACTUALS)				2011-12 (R.E.)				2012-13 (B.E.)			
		PLAN	NON-PLAN	TOTAL	% AGE TO TOTAL EXP. ON SEC. EDN.	PLAN	NON-PLAN	TOTAL	% AGE TO TOTAL EXP. ON SEC. EDN.	PLAN	NON-PLAN	TOTAL	% AGE TO TOTAL EXP. ON SEC. EDN.
1	ANDHRA PRADESH	32620.00	3490092.00	3522712.00	8.24	40000.00	5116889.00	5156889.00	9.11	35000.00	4726748.00	4761748.00	7.20
2	ARUNACHAL PRADESH	28100.00	0.00	28100.00	2.59	10216.00	0.00	10216.00	0.76	20000.00	0.00	20000.00	1.51
3	ASSAM	1881886.00	14113440.00	15995326.00	90.95	631681.00	14880047.00	15511728.00	82.53	1167681.00	19367663.00	20535344.00	85.10
4	BIHAR	0.00	406772.00	406772.00	2.52	0.00	3516188.00	3516188.00	14.23	0.00	3310000.00	3310000.00	15.08
5	CHHATTISGARH	193655.00	506156.00	699811.00	8.66	238440.00	570000.00	808440.00	5.97	258090.00	570000.00	828090.00	5.62
6	GOA	2598.00	3124386.00	3126984.00	71.18	4050.00	3616500.00	3620550.00	72.60	4050.00	3968150.00	3972200.00	66.31
7	GUJARAT	332048.00	27320178.00	27652226.00	89.73	1446860.00	29882741.00	31329601.00	90.05	886049.00	29008239.00	29894288.00	87.52
8	HARYANA	0.00	559020.00	559020.00	3.07	0.00	900000.00	900000.00	4.31	0.00	1015000.00	1015000.00	4.35
9	HIMACHAL PRADESH	66389.00	36500.00	102889.00	1.22	0.00	155274.00	155274.00	1.53	0.00	60000.00	60000.00	0.54
10	JAMMU & KASHMIR	0.00	6950.00	6950.00	0.08	0.00	7800.00	7800.00	0.06	0.00	8100.00	8100.00	0.06
11	JHARKHAND	0.00	499500.00	499500.00	11.93	0.00	704291.00	704291.00	11.18	0.00	785000.00	785000.00	11.54
12	KARNATAKA	160793.00	2480563.00	2641356.00	8.53	245000.00	2675940.00	2920940.00	7.83	335000.00	3272714.00	3607714.00	8.80
13	KERALA	0.00	14329934.00	14329934.00	55.61	0.00	20649314.00	20649314.00	53.65	0.00	19745444.00	19745444.00	49.57
14	MADHYA PRADESH	0.00	107268.00	107268.00	0.66	0.00	183420.00	183420.00	0.78	0.00	183420.00	183420.00	0.77
15	MAHARASHTRA	3350342.00	93370229.00	96720571.00	94.19	3502768.00	104506172.00	108008940.00	93.74	4611510.00	116563304.00	121174814.00	93.89
16	MANIPUR	5850.00	52943.00	58793.00	3.41	22550.00	54617.00	77167.00	3.90	5850.00	54617.00	60467.00	2.91
17	MEGHALAYA	374034.00	918217.00	1292251.00	70.25	64730.00	1069247.00	1133977.00	56.27	252655.00	1010843.00	1263498.00	53.55
18	MIZORAM	231868.00	1931.00	233799.00	16.93	368085.00	2090.00	370175.00	24.78	340810.00	2300.00	343110.00	20.80
19	NAGALAND	5000.00	0.00	5000.00	0.26	5000.00	0.00	5000.00	0.23	0.00	5000.00	5000.00	0.22
20	ODISHA	728897.00	0.00	728897.00	4.74	626901.00	0.00	626901.00	3.63	964101.00	0.00	964101.00	4.59
21	PUNJAB	0.00	1338073.00	1338073.00	5.11	0.00	2000000.00	2000000.00	5.75	0.00	2420000.00	2420000.00	6.43
22	RAJASTHAN	0.00	892899.00	892899.00	2.72	11901.00	206000.00	217901.00	0.53	11008.00	155000.00	26508.00	0.05
23	SIKKIM	13100.00	0.00	13100.00	0.52	0.00	0.00	0.00	0.00	6000.00	0.00	6000.00	0.26
24	TAMIL NADU	0.00	16225690.00	16225690.00	32.91	0.00	18194823.00	18194823.00	31.83	0.00	18740312.00	18740312.00	27.42
25	TRIPURA	3500.00	304031.00	307531.00	7.55	0.00	321649.00	321649.00	7.65	500.00	349485.00	349985.00	8.19
26	UTTARAKHAND	11085.00	1923951.00	1935036.00	14.97	18320.00	1880000.00	1898320.00	12.53	30720.00	2000000.00	2030720.00	11.02
27	UTTAR PRADESH	...	...	...	...	...	...	...	...	...	...	...	...
28	WEST BENGAL	126557.00	63560164.00	63686721.00	96.88	1041857.00	71509059.00	72550916.00	95.95	1130900.00	72519647.00	73650547.00	95.60
TOTAL STATES		7548322.00	245568887.00	253117209.00	41.55	8278359.00	282602061.00	290880420.00	39.05	10059924.00	299701486.00	309761410.00	36.97
29	A. & N. ISLANDS	17746.00	23915.00	41661.00	4.70	22000.00	25875.00	47875.00	4.46	22000.00	30000.00	52000.00	4.40
30	CHANDIGARH	0.00	42629.00	42629.00	5.56	0.00	55000.00	55000.00	6.96	0.00	55000.00	55000.00	5.70
31	DADRA & NAGAR HAVELI	0.00	0.00	0.00	0.00	5000.00	0.00	5000.00	3.52	10000.00	0.00	10000.00	5.66
32	DAMAN & DIU	8329.00	55783.00	64112.00	39.30	61600.00	60600.00	122200.00	54.87	85000.00	60400.00	145400.00	53.61
33	DELHI	0.00	2652412.00	2652412.00	10.88	0.00	3132754.00	3132754.00	11.12	0.00	3062750.00	3062750.00	9.40
34	LAKSHADWEEP	...	...	...	...	...	...	...	...	...	...	...	...
35	PUDUCHERRY	0.00	325515.00	325515.00	19.85	0.00	325170.00	325170.00	20.27	0.00	449490.00	449490.00	22.90
TOTAL U.T.		26075.00	3100254.00	3126329.00	11.07	88600.00	3599399.00	3687999.00	11.41	117000.00	3657640.00	3774640.00	10.16
TOTAL (STATE & UTs)		7574397.00	248669141.00	256243538.00	40.20	8366959.00	286201460.00	294568419.00	37.90	10176924.00	303359126.00	313536050.00	35.83

. . . NICNET . . .

## STATEMENT NO. ( 10 ): PLAN &amp; NON-PLAN BUDGETED EXPENDITURE ON SECONDARY EDUCATION (Sub-head wise)

ACCOUNT: REVENUE ACCOUNT  
PROGRAM: ASSISTANCE TO LOCAL BODIES FOR SECONDARY EDUCATION

(RUPEES IN THOUSANDS)

SL. NO.	STATE/UNION TERRITORY	2010-11 (ACTUALS)				2011-12 (R.E.)				2012-13 (B.E.)			
		PLAN	NON-PLAN	TOTAL	% AGE TO TOTAL EXP. ON SEC. EDN.	PLAN	NON-PLAN	TOTAL	% AGE TO TOTAL EXP. ON SEC. EDN.	PLAN	NON-PLAN	TOTAL	% AGE TO TOTAL EXP. ON SEC. EDN.
1	ANDHRA PRADESH	0.00	31755240.00	31755240.00	74.28	0.00	39644806.00	39644806.00	70.06	0.00	43669448.00	43669448.00	66.06
2	ARUNACHAL PRADESH	...	...	...	...	...	...	...	...	...	...	...	...
3	ASSAM	...	...	...	...	...	...	...	...	...	...	...	...
4	BIHAR	0.00	1324106.00	1324106.00	8.19	0.00	2308927.00	2308927.00	9.35	0.00	2320000.00	2320000.00	10.57
5	CHHATTISGARH	856072.00	514640.00	1370712.00	16.95	1353000.00	1300000.00	2653000.00	19.59	1730000.00	1141500.00	2871500.00	19.48
6	GOA	...	...	...	...	...	...	...	...	...	...	...	...
7	GUJARAT	0.00	1173927.00	1173927.00	3.81	0.00	1237135.00	1237135.00	3.56	0.00	1394050.00	1394050.00	4.08
8	HARYANA	...	...	...	...	...	...	...	...	...	...	...	...
9	HIMACHAL PRADESH	...	...	...	...	...	...	...	...	...	...	...	...
10	JAMMU & KASHMIR	...	...	...	...	...	...	...	...	...	...	...	...
11	JHARKHAND	...	...	...	...	...	...	...	...	...	...	...	...
12	KARNATAKA	3100138.00	19304553.00	22404691.00	72.34	3665947.00	21471909.00	25137856.00	67.39	4112058.00	23744287.00	27856345.00	67.95
13	KERALA	0.00	43188.00	43188.00	0.17	0.00	34750.00	34750.00	0.09	0.00	20117.00	20117.00	0.05
14	MADHYA PRADESH	302456.00	4644203.00	4946659.00	30.35	915100.00	6681972.00	7597072.00	32.23	159923.00	9040000.00	9199923.00	38.50
15	MAHARASHTRA	0.00	4705319.00	4705319.00	4.58	0.00	5034889.00	5034889.00	4.37	0.00	5678063.00	5678063.00	4.40
16	MANIPUR	21243.00	170.00	21413.00	1.24	27030.00	270.00	27300.00	1.38	27040.00	270.00	27310.00	1.31
17	MEGHALAYA	...	...	...	...	...	...	...	...	...	...	...	...
18	MIZORAM	...	...	...	...	...	...	...	...	...	...	...	...
19	NAGALAND	...	...	...	...	...	...	...	...	...	...	...	...
20	ODISHA	0.00	2339131.00	2339131.00	15.20	0.00	3218315.00	3218315.00	18.62	0.00	3298161.00	3298161.00	15.70
21	PUNJAB	...	...	...	...	...	...	...	...	...	...	...	...
22	RAJASTHAN	...	...	...	...	...	...	...	...	...	...	...	...
23	SIKKIM	...	...	...	...	...	...	...	...	...	...	...	...
24	TAMIL NADU	0.00	0.00	0.00	0.00	1.00	0.00	1.00	0.00	1.00	0.00	1.00	0.00
25	TRIPURA	...	...	...	...	...	...	...	...	...	...	...	...
26	UTTARAKHAND	...	...	...	...	...	...	...	...	...	...	...	...
27	UTTAR PRADESH	299824.00	37191377.00	37491201.00	65.10	1896862.00	44873588.00	46770450.00	66.38	2256920.00	48313033.00	50569953.00	54.89
28	WEST BENGAL	...	...	...	...	...	...	...	...	...	...	...	...
TOTAL STATES		4579733.00	102995854.00	107575587.00	17.66	7857940.00	125806561.00	133664501.00	17.94	8285942.00	138618929.00	146904871.00	17.53
29	A. & N. ISLANDS	3500.00	0.00	3500.00	0.39	4000.00	0.00	4000.00	0.37	4800.00	0.00	4800.00	0.41
30	CHANDIGARH	...	...	...	...	...	...	...	...	...	...	...	...
31	DADRA & NAGAR HAVELI	...	...	...	...	...	...	...	...	...	...	...	...
32	DAMAN & DIU	...	...	...	...	...	...	...	...	...	...	...	...
33	DELHI	0.00	333475.00	333475.00	1.37	0.00	708700.00	708700.00	2.52	0.00	708700.00	708700.00	2.18
34	LAKSHADWEEP	...	...	...	...	...	...	...	...	...	...	...	...
35	PUDUCHERRY	...	...	...	...	...	...	...	...	...	...	...	...
TOTAL U.T.		3500.00	333475.00	336975.00	1.19	4000.00	708700.00	712700.00	2.20	4800.00	708700.00	713500.00	1.92
TOTAL (STATE & UTs)		4583233.00	103329329.00	107912562.00	16.93	7861940.00	126515261.00	134377201.00	17.29	8290742.00	139327629.00	147618371.00	16.87

..NICNET..

## STATEMENT NO. ( 10 ): PLAN &amp; NON-PLAN BUDGETED EXPENDITURE ON SECONDARY EDUCATION (Sub-head wise)

ACCOUNT: REVENUE ACCOUNT  
PROGRAM: SCHOLARSHIPS

(RUPEES IN THOUSANDS)

SL. NO.	STATE/UNION TERRITORY	2010-11 (ACTUALS)				2011-12 (R.E.)				2012-13 (B.E.)			
		PLAN	NON-PLAN	TOTAL	% AGE TO TOTAL EXP. ON SEC. EDN.	PLAN	NON-PLAN	TOTAL	% AGE TO TOTAL EXP. ON SEC. EDN.	PLAN	NON-PLAN	TOTAL	% AGE TO TOTAL EXP. ON SEC. EDN.
1	ANDHRA PRADESH	0.00	817.00	817.00	0.00	7500.00	10935.00	18435.00	0.03	0.00	10935.00	10935.00	0.02
2	ARUNACHAL PRADESH	56849.00	0.00	56849.00	5.24	58000.00	0.00	58000.00	4.30	60000.00	0.00	60000.00	4.53
3	ASSAM	54400.00	4089.00	58489.00	0.33	2200.00	9077.00	11277.00	0.06	2295.00	9174.00	11469.00	0.05
4	BIHAR	128657.00	400720.00	529377.00	3.27	4886000.00	0.00	4886000.00	19.78	4140561.00	0.00	4140561.00	18.86
5	CHHATTISGARH	38820.00	0.00	38820.00	0.48	85430.00	0.00	85430.00	0.63	97490.00	0.00	97490.00	0.66
6	GOA	3900.00	3113.00	7013.00	0.16	3500.00	2750.00	6250.00	0.13	4000.00	3500.00	7500.00	0.13
7	GUJARAT	412.00	0.00	412.00	0.00	52682.00	0.00	52682.00	0.15	200.00	0.00	200.00	0.00
8	HARYANA	626994.00	1492.00	628486.00	3.46	673579.00	2600.00	676179.00	3.24	766617.00	2600.00	769217.00	3.29
9	HIMACHAL PRADESH	21000.00	0.00	21000.00	0.25	28096.00	0.00	28096.00	0.28	0.00	0.00	0.00	0.00
10	JAMMU & KASHMIR	0.00	29587.00	29587.00	0.35	0.00	37044.00	37044.00	0.30	0.00	34780.00	34780.00	0.27
11	JHARKHAND	150.00	0.00	150.00	0.00	7395.00	0.00	7395.00	0.12	27500.00	0.00	27500.00	0.40
12	KARNATAKA	20000.00	16617.00	36617.00	0.12	30000.00	33700.00	63700.00	0.17	1460000.00	107211.00	1567211.00	3.82
13	KERALA	574836.00	9551.00	584387.00	2.27	876781.00	10000.00	886781.00	2.30	688779.00	10000.00	698779.00	1.75
14	MADHYA PRADESH	...	...	...	...	...	...	...	...	...	...	...	...
15	MAHARASHTRA	0.00	39942.00	39942.00	0.04	0.00	126589.00	126589.00	0.11	0.00	108149.00	108149.00	0.08
16	MANIPUR	0.00	8296.00	8296.00	0.48	0.00	9024.00	9024.00	0.46	0.00	9024.00	9024.00	0.43
17	MEGHALAYA	0.00	21430.00	21430.00	1.17	10400.00	2619.00	13019.00	0.65	10500.00	2626.00	13126.00	0.56
18	MIZORAM	15684.00	6254.00	21938.00	1.59	0.00	400.00	400.00	0.03	0.00	400.00	400.00	0.02
19	NAGALAND	0.00	8313.00	8313.00	0.43	0.00	8500.00	8500.00	0.39	0.00	8500.00	8500.00	0.37
20	ODISHA	0.00	2341.00	2341.00	0.02	2.00	3860.00	3862.00	0.02	0.00	3862.00	3862.00	0.02
21	PUNJAB	0.00	7540.00	7540.00	0.03	0.00	9315.00	9315.00	0.03	0.00	9315.00	9315.00	0.02
22	RAJASTHAN	147863.00	198351.00	346214.00	1.05	264061.00	215642.00	479703.00	1.16	231100.00	217500.00	448600.00	0.86
23	SIKKIM	16100.00	0.00	16100.00	0.63	0.00	0.00	0.00	0.00	5000.00	0.00	5000.00	0.22
24	TAMIL NADU	59364.00	15374.00	74738.00	0.15	0.00	17634.00	17634.00	0.03	0.00	17634.00	17634.00	0.03
25	TRIPURA	21525.00	0.00	21525.00	0.53	31704.00	0.00	31704.00	0.75	25704.00	10000.00	35704.00	0.84
26	UTTARAKHAND	715.00	3374.00	4089.00	0.03	300.00	3462.00	3762.00	0.02	300.00	3482.00	3782.00	0.02
27	UTTAR PRADESH	0.00	2622.00	2622.00	0.00	0.00	14000.00	14000.00	0.02	0.00	14000.00	14000.00	0.02
28	WEST BENGAL	0.00	392.00	392.00	0.00	0.00	2461.00	2461.00	0.00	0.00	2688.00	2688.00	0.00
TOTAL STATES		1787269.00	780215.00	2567484.00	0.42	7017630.00	519612.00	7537242.00	1.01	7520046.00	585380.00	8105426.00	0.97
29	A. & N. ISLANDS	9918.00	761.00	10679.00	1.20	12500.00	1000.00	13500.00	1.26	10500.00	1000.00	11500.00	0.97
30	CHANDIGARH	0.00	177.00	177.00	0.02	0.00	274.00	274.00	0.03	0.00	274.00	274.00	0.03
31	DADRA & NAGAR HAVELI	...	...	...	...	...	...	...	...	...	...	...	...
32	DAMAN & DIU	...	...	...	...	...	...	...	...	...	...	...	...
33	DELHI	...	...	...	...	...	...	...	...	...	...	...	...
34	LAKSHADWEEP	...	...	...	...	...	...	...	...	...	...	...	...
35	PUDUCHERRY	11046.00	1812.00	12858.00	0.78	10968.00	2276.00	13244.00	0.83	11951.00	2630.00	14581.00	0.74
TOTAL U.T.		20964.00	2750.00	23714.00	0.08	23468.00	3550.00	27018.00	0.08	22451.00	3904.00	26355.00	0.07
TOTAL (STATE & UTs)		1808233.00	782965.00	2591198.00	0.41	7041098.00	523162.00	7564260.00	0.97	7542497.00	589284.00	8131781.00	0.93

. . . NICNET . . .

## STATEMENT NO. ( 10 ): PLAN &amp; NON-PLAN BUDGETED EXPENDITURE ON SECONDARY EDUCATION (Sub-head wise)

ACCOUNT: REVENUE ACCOUNT  
PROGRAM: TEACHER'S TRAINING

(RUPEES IN THOUSANDS)

SL. NO.	STATE/UNION TERRITORY	2010-11 (ACTUALS)				2011-12 (R.E.)				2012-13 (B.E.)			
		PLAN	NON-PLAN	TOTAL	% AGE TO TOTAL EXP. ON SEC. EDN.	PLAN	NON-PLAN	TOTAL	% AGE TO TOTAL EXP. ON SEC. EDN.	PLAN	NON-PLAN	TOTAL	% AGE TO TOTAL EXP. ON SEC. EDN.
1	ANDHRA PRADESH	23143.00	161674.00	184817.00	0.43	62000.00	286481.00	348481.00	0.62	62042.00	230726.00	292768.00	0.44
2	ARUNACHAL PRADESH	40254.00	0.00	40254.00	3.71	32395.00	0.00	32395.00	2.40	2000.00	0.00	2000.00	0.15
3	ASSAM	0.00	1290.00	1290.00	0.01	0.00	2407.00	2407.00	0.01	0.00	2654.00	2654.00	0.01
4	BIHAR	...	...	...	...	...	...	...	...	...	...	...	...
5	CHHATTISGARH	20491.00	51645.00	72136.00	0.89	48850.00	56870.00	105720.00	0.78	62750.00	73440.00	136190.00	0.92
6	GOA	...	...	...	...	...	...	...	...	...	...	...	...
7	GUJARAT	0.00	11146.00	11146.00	0.04	0.00	17487.00	17487.00	0.05	0.00	15904.00	15904.00	0.05
8	HARYANA	12360.00	49849.00	62209.00	0.34	16715.00	64613.00	81328.00	0.39	38700.00	98150.00	136850.00	0.59
9	HIMACHAL PRADESH	0.00	0.00	0.00	0.00	3.00	0.00	3.00	0.00	3.00	0.00	3.00	0.00
10	JAMMU & KASHMIR	...	...	...	...	...	...	...	...	...	...	...	...
11	JHARKHAND	...	...	...	...	...	...	...	...	...	...	...	...
12	KARNATAKA	4474.00	1866.00	6340.00	0.02	40000.00	1940.00	41940.00	0.11	90000.00	2018.00	92018.00	0.22
13	KERALA	0.00	0.00	0.00	0.00	51600.00	0.00	51600.00	0.13	0.00	0.00	0.00	0.00
14	MADHYA PRADESH	61955.00	65849.00	127804.00	0.78	10202.00	94749.00	104951.00	0.45	11330.00	111169.00	122499.00	0.51
15	MAHARASHTRA	1890.00	444557.00	446447.00	0.43	14150.00	487291.00	501441.00	0.44	6000.00	502285.00	508285.00	0.39
16	MANIPUR	527.00	3831.00	4358.00	0.25	610.00	7492.00	8102.00	0.41	660.00	7043.00	7703.00	0.37
17	MEGHALAYA	3747.00	7062.00	10809.00	0.59	2000.00	8470.00	10470.00	0.52	5000.00	8672.00	13672.00	0.58
18	MIZORAM	22210.00	8323.00	30533.00	2.21	8250.00	9895.00	18145.00	1.21	4950.00	11270.00	16220.00	0.98
19	NAGALAND	11451.00	38833.00	50284.00	2.59	17062.00	36761.00	53823.00	2.48	14000.00	39616.00	53616.00	2.33
20	ODISHA	0.00	263356.00	263356.00	1.71	0.00	238135.00	238135.00	1.38	0.00	248495.00	248495.00	1.18
21	PUNJAB	0.00	3503.00	3503.00	0.01	0.00	5103.00	5103.00	0.01	0.00	5413.00	5413.00	0.01
22	RAJASTHAN	...	...	...	...	...	...	...	...	...	...	...	...
23	SIKKIM	794885.00	1504166.00	2299051.00	90.51	639291.00	1441315.00	2080606.00	91.39	82004.00	2011140.00	2093144.00	90.55
24	TAMIL NADU	0.00	118256.00	118256.00	0.24	1.00	95808.00	95809.00	0.17	11643.00	156924.00	168567.00	0.25
25	TRIPURA	511.00	24243.00	24754.00	0.61	1400.00	27873.00	29273.00	0.70	2100.00	32614.00	34714.00	0.81
26	UTTARAKHAND	...	...	...	...	...	...	...	...	...	...	...	...
27	UTTAR PRADESH	0.00	5097.00	5097.00	0.01	0.00	138.00	138.00	0.00	0.00	138.00	138.00	0.00
28	WEST BENGAL	0.00	57560.00	57560.00	0.09	0.00	66848.00	66848.00	0.09	0.00	76372.00	76372.00	0.10
TOTAL STATES		997898.00	2822106.00	3820004.00	0.63	944529.00	2949676.00	3894205.00	0.52	393182.00	3634043.00	4027225.00	0.48
29	A. & N. ISLANDS	...	...	...	...	...	...	...	...	...	...	...	...
30	CHANDIGARH	0.00	0.00	0.00	0.00	0.00	0.00	0.00	0.00	0.00	250.00	250.00	0.03
31	DADRA & NAGAR HAVELI	0.00	0.00	0.00	0.00	50.00	0.00	50.00	0.04	100.00	0.00	100.00	0.06
32	DAMAN & DIU	...	...	...	...	...	...	...	...	...	...	...	...
33	DELHI	68449.00	0.00	68449.00	0.28	47500.00	0.00	47500.00	0.17	103000.00	0.00	103000.00	0.32
34	LAKSHADWEEP	...	...	...	...	...	...	...	...	...	...	...	...
35	PUDUCHERRY	4221.00	0.00	4221.00	0.26	7581.00	0.00	7581.00	0.47	13084.00	0.00	13084.00	0.67
TOTAL U.T.		72670.00	0.00	72670.00	0.26	55131.00	0.00	55131.00	0.17	116184.00	250.00	116434.00	0.31
TOTAL (STATE & UTs)		1070568.00	2822106.00	3892674.00	0.61	999660.00	2949676.00	3949336.00	0.51	509366.00	3634293.00	4143659.00	0.47

..NICNET..

## STATEMENT NO. ( 10 ): PLAN &amp; NON-PLAN BUDGETED EXPENDITURE ON SECONDARY EDUCATION (Sub-head wise)

ACCOUNT: REVENUE ACCOUNT  
PROGRAM: TEXTS BOOKS

(RUPEES IN THOUSANDS)

SL. NO.	STATE/UNION TERRITORY	2010-11 (ACTUALS)				2011-12 (R.E.)				2012-13 (B.E.)			
		PLAN	NON-PLAN	TOTAL	% AGE TO TOTAL EXP. ON SEC. EDN.	PLAN	NON-PLAN	TOTAL	% AGE TO TOTAL EXP. ON SEC. EDN.	PLAN	NON-PLAN	TOTAL	% AGE TO TOTAL EXP. ON SEC. EDN.
1	ANDHRA PRADESH	0.00	1006240.00	1006240.00	2.35	0.00	1216713.00	1216713.00	2.15	0.00	1267323.00	1267323.00	1.92
2	ARUNACHAL PRADESH	0.00	0.00	0.00	0.00	57600.00	0.00	57600.00	4.27	60000.00	0.00	60000.00	4.53
3	ASSAM	...	...	...	...	...	...	...	...	...	...	...	...
4	BIHAR	...	...	...	...	...	...	...	...	...	...	...	...
5	CHHATTISGARH	110492.00	0.00	110492.00	1.37	123000.00	0.00	123000.00	0.91	265500.00	0.00	265500.00	1.80
6	GOA	...	...	...	...	...	...	...	...	...	...	...	...
7	GUJARAT	15520.00	0.00	15520.00	0.05	12000.00	0.00	12000.00	0.03	12000.00	0.00	12000.00	0.04
8	HARYANA	...	...	...	...	...	...	...	...	...	...	...	...
9	HIMACHAL PRADESH	...	...	...	...	...	...	...	...	...	...	...	...
10	JAMMU & KASHMIR	...	...	...	...	...	...	...	...	...	...	...	...
11	JHARKHAND	0.00	0.00	0.00	0.00	0.00	0.00	0.00	0.00	25500.00	0.00	25500.00	0.37
12	KARNATAKA	0.00	71059.00	71059.00	0.23	0.00	129139.00	129139.00	0.35	0.00	0.00	0.00	0.00
13	KERALA	0.00	541982.00	541982.00	2.10	0.00	482274.00	482274.00	1.25	0.00	522652.00	522652.00	1.31
14	MADHYA PRADESH	...	...	...	...	...	...	...	...	...	...	...	...
15	MAHARASHTRA	...	...	...	...	...	...	...	...	...	...	...	...
16	MANIPUR	...	...	...	...	...	...	...	...	...	...	...	...
17	MEGHALAYA	0.00	927.00	927.00	0.05	0.00	1080.00	1080.00	0.05	0.00	1096.00	1096.00	0.05
18	MIZORAM	...	...	...	...	...	...	...	...	...	...	...	...
19	NAGALAND	10000.00	0.00	10000.00	0.52	10000.00	18.00	10018.00	0.46	10000.00	18.00	10018.00	0.43
20	ODISHA	...	...	...	...	...	...	...	...	...	...	...	...
21	PUNJAB	...	...	...	...	...	...	...	...	...	...	...	...
22	RAJASTHAN	...	...	...	...	...	...	...	...	...	...	...	...
23	SIKKIM	19824.00	0.00	19824.00	0.78	10000.00	0.00	10000.00	0.44	30000.00	0.00	30000.00	1.30
24	TAMIL NADU	371023.00	0.00	371023.00	0.75	441820.00	0.00	441820.00	0.77	371023.00	0.00	371023.00	0.54
25	TRIPURA	0.00	0.00	0.00	0.00	2074.00	0.00	2074.00	0.05	2074.00	0.00	2074.00	0.05
26	UTTARAKHAND	...	...	...	...	...	...	...	...	...	...	...	...
27	UTTAR PRADESH	...	...	...	...	...	...	...	...	...	...	...	...
28	WEST BENGAL	0.00	806.00	806.00	0.00	0.00	750.00	750.00	0.00	0.00	825.00	825.00	0.00
TOTAL STATES		526859.00	1621014.00	2147873.00	0.35	656494.00	1829974.00	2486468.00	0.33	776097.00	1791914.00	2568011.00	0.31
29	A. & N. ISLANDS	6015.00	3857.00	9872.00	1.11	6402.00	4158.00	10560.00	0.98	11700.00	4475.00	16175.00	1.37
30	CHANDIGARH	...	...	...	...	...	...	...	...	...	...	...	...
31	DADRA & NAGAR HAVELI	...	...	...	...	...	...	...	...	...	...	...	...
32	DAMAN & DIU	...	...	...	...	...	...	...	...	...	...	...	...
33	DELHI	328560.00	1646.00	330206.00	1.35	712400.00	1850.00	714250.00	2.54	890000.00	2975.00	892975.00	2.74
34	LAKSHADWEEP	...	...	...	...	...	...	...	...	...	...	...	...
35	PUDUCHERRY	...	...	...	...	...	...	...	...	...	...	...	...
TOTAL U.T.		334575.00	5503.00	340078.00	1.20	718802.00	6008.00	724810.00	2.24	901700.00	7450.00	909150.00	2.45
TOTAL (STATE & UTs)		861434.00	1626517.00	2487951.00	0.39	1375296.00	1835982.00	3211278.00	0.41	1677797.00	1799364.00	3477161.00	0.40

..NICNET..

## STATEMENT NO. ( 10 ): PLAN &amp; NON-PLAN BUDGETED EXPENDITURE ON SECONDARY EDUCATION (Sub-head wise)

ACCOUNT: REVENUE ACCOUNT  
PROGRAM: NON FORMAL EDUCATION

(RUPEES IN THOUSANDS)

SL. NO.	STATE/UNION TERRITORY	2010-11 (ACTUALS)				2011-12 (R.E.)				2012-13 (B.E.)			
		PLAN	NON-PLAN	TOTAL	% AGE TO TOTAL EXP. ON SEC. EDN.	PLAN	NON-PLAN	TOTAL	% AGE TO TOTAL EXP. ON SEC. EDN.	PLAN	NON-PLAN	TOTAL	% AGE TO TOTAL EXP. ON SEC. EDN.
1	ANDHRA PRADESH	...	...	...	...	...	...	...	...	...	...	...	...
2	ARUNACHAL PRADESH	...	...	...	...	...	...	...	...	...	...	...	...
3	ASSAM	...	...	...	...	...	...	...	...	...	...	...	...
4	BIHAR	20000.00	0.00	20000.00	0.12	20000.00	0.00	20000.00	0.08	0.00	0.00	0.00	0.00
5	CHHATTISGARH	...	...	...	...	...	...	...	...	...	...	...	...
6	GOA	...	...	...	...	...	...	...	...	...	...	...	...
7	GUJARAT	...	...	...	...	...	...	...	...	...	...	...	...
8	HARYANA	...	...	...	...	...	...	...	...	...	...	...	...
9	HIMACHAL PRADESH	...	...	...	...	...	...	...	...	...	...	...	...
10	JAMMU & KASHMIR	...	...	...	...	...	...	...	...	...	...	...	...
11	JHARKHAND	...	...	...	...	...	...	...	...	...	...	...	...
12	KARNATAKA	...	...	...	...	...	...	...	...	...	...	...	...
13	KERALA	...	...	...	...	...	...	...	...	...	...	...	...
14	MADHYA PRADESH	...	...	...	...	...	...	...	...	...	...	...	...
15	MAHARASHTRA	...	...	...	...	...	...	...	...	...	...	...	...
16	MANIPUR	...	...	...	...	...	...	...	...	...	...	...	...
17	MEGHALAYA	...	...	...	...	...	...	...	...	...	...	...	...
18	MIZORAM	0.00	4850.00	4850.00	0.35	850.00	6445.00	7295.00	0.49	610.00	7440.00	8050.00	0.49
19	NAGALAND	...	...	...	...	...	...	...	...	...	...	...	...
20	ODISHA	...	...	...	...	...	...	...	...	...	...	...	...
21	PUNJAB	...	...	...	...	...	...	...	...	...	...	...	...
22	RAJASTHAN	...	...	...	...	...	...	...	...	...	...	...	...
23	SIKKIM	...	...	...	...	...	...	...	...	...	...	...	...
24	TAMIL NADU	...	...	...	...	...	...	...	...	...	...	...	...
25	TRIPURA	...	...	...	...	...	...	...	...	...	...	...	...
26	UTTARAKHAND	...	...	...	...	...	...	...	...	...	...	...	...
27	UTTAR PRADESH	...	...	...	...	...	...	...	...	...	...	...	...
28	WEST BENGAL	...	...	...	...	...	...	...	...	...	...	...	...
TOTAL STATES		20000.00	4850.00	24850.00	0.00	20850.00	6445.00	27295.00	0.00	610.00	7440.00	8050.00	0.00
29	A. & N. ISLANDS	...	...	...	...	...	...	...	...	...	...	...	...
30	CHANDIGARH	...	...	...	...	...	...	...	...	...	...	...	...
31	DADRA & NAGAR HAVELI	...	...	...	...	...	...	...	...	...	...	...	...
32	DAMAN & DIU	...	...	...	...	...	...	...	...	...	...	...	...
33	DELHI	...	...	...	...	...	...	...	...	...	...	...	...
34	LAKSHADWEEP	...	...	...	...	...	...	...	...	...	...	...	...
35	PUDUCHERRY	...	...	...	...	...	...	...	...	...	...	...	...
TOTAL U.T.		0.00	0.00	0.00	0.00	0.00	0.00	0.00	0.00	0.00	0.00	0.00	0.00
TOTAL (STATE & UTs)		20000.00	4850.00	24850.00	0.00	20850.00	6445.00	27295.00	0.00	610.00	7440.00	8050.00	0.00

..NICNET..

## STATEMENT NO. ( 10 ): PLAN &amp; NON-PLAN BUDGETED EXPENDITURE ON SECONDARY EDUCATION (Sub-head wise)

ACCOUNT: REVENUE ACCOUNT  
PROGRAM: OTHER EXPENDITURE

(RUPEES IN THOUSANDS)

SL. NO.	STATE/UNION TERRITORY	2010-11 (ACTUALS)				2011-12 (R.E.)				2012-13 (B.E.)			
		PLAN	NON-PLAN	TOTAL	% AGE TO TOTAL EXP. ON SEC. EDN.	PLAN	NON-PLAN	TOTAL	% AGE TO TOTAL EXP. ON SEC. EDN.	PLAN	NON-PLAN	TOTAL	% AGE TO TOTAL EXP. ON SEC. EDN.
1	ANDHRA PRADESH	477968.00	602997.00	1080965.00	2.53	3879540.00	751166.00	4630706.00	8.18	5989665.00	754315.00	6743980.00	10.20
2	ARUNACHAL PRADESH	8191.00	3845.00	12036.00	1.11	69000.00	6000.00	75000.00	5.56	15000.00	4150.00	19150.00	1.44
3	ASSAM	655704.00	1516.00	657220.00	3.74	1746747.00	16817.00	1763564.00	9.38	2491140.00	18236.00	2509376.00	10.40
4	BIHAR	2272954.00	52979.00	2325933.00	14.38	2383063.00	71507.00	2454570.00	9.94	520000.00	81507.00	601507.00	2.74
5	CHHATTISGARH	86641.00	19929.00	106570.00	1.32	162000.00	50000.00	212000.00	1.57	182000.00	50000.00	232000.00	1.57
6	GOA	708897.00	152518.00	861415.00	19.61	719786.00	183600.00	903386.00	18.11	1306110.00	211500.00	1517610.00	25.33
7	GUJARAT	155340.00	659014.00	814354.00	2.64	635640.00	240146.00	875786.00	2.52	397023.00	678050.00	1075073.00	3.15
8	HARYANA	890380.00	25.00	890405.00	4.90	1040000.00	100.00	1040100.00	4.98	1560000.00	100.00	1560100.00	6.68
9	HIMACHAL PRADESH	151533.00	524272.00	675805.00	8.02	386084.00	594575.00	980659.00	9.67	220884.00	688538.00	909422.00	8.25
10	JAMMU & KASHMIR	...	...	...	...	...	...	...	...	...	...	...	...
11	JHARKHAND	602113.00	29791.00	631904.00	15.09	1041145.00	0.00	1041145.00	16.52	893200.00	0.00	893200.00	13.13
12	KARNATAKA	1504304.00	522948.00	2027252.00	6.55	2905000.00	435043.00	3340043.00	8.95	60000.00	269625.00	329625.00	0.80
13	KERALA	784594.00	777034.00	1561628.00	6.06	817300.00	186239.00	1003539.00	2.61	3450300.00	193996.00	3644296.00	9.15
14	MADHYA PRADESH	316197.00	0.00	316197.00	1.94	581795.00	2.00	581797.00	2.47	46438.00	0.00	46438.00	0.19
15	MAHARASHTRA	268474.00	18094.00	286568.00	0.28	1054389.00	20487.00	1074876.00	0.93	1053250.00	20855.00	1074105.00	0.83
16	MANIPUR	226885.00	0.00	226885.00	13.17	202826.00	0.00	202826.00	10.24	247140.00	0.00	247140.00	11.88
17	MEGHALAYA	46877.00	1316.00	48193.00	2.62	409500.00	4894.00	414394.00	20.56	565300.00	4908.00	570208.00	24.17
18	MIZORAM	26880.00	38170.00	65050.00	4.71	45350.00	43370.00	88720.00	5.94	34464.00	49490.00	83954.00	5.09
19	NAGALAND	15200.00	16256.00	31456.00	1.62	15000.00	25005.00	40005.00	1.84	6000.00	32660.00	38660.00	1.68
20	ODISHA	853533.00	14909.00	868442.00	5.65	2529203.00	90889.00	2620092.00	15.16	4227614.00	27072.00	4254686.00	20.25
21	PUNJAB	224317.00	79983.00	304300.00	1.16	1241625.00	140000.00	1381625.00	3.97	1625126.00	80000.00	1705126.00	4.53
22	RAJASTHAN	102714.00	1556931.00	1659645.00	5.06	684248.00	1783832.00	2468080.00	5.97	1629590.00	2640837.00	4270427.00	8.19
23	SIKKIM	51729.00	0.00	51729.00	2.04	39363.00	0.00	39363.00	1.73	25635.00	0.00	25635.00	1.11
24	TAMIL NADU	207355.00	635734.00	843089.00	1.71	1630114.00	806836.00	2436950.00	4.26	3393874.00	842666.00	4236540.00	6.20
25	TRIPURA	6591.00	11058.00	17649.00	0.43	5755.00	5098.00	10853.00	0.26	36168.00	24132.00	60300.00	1.41
26	UTTARAKHAND	461026.00	115989.00	577015.00	4.46	249373.00	113541.00	362914.00	2.40	713580.00	119050.00	832630.00	4.52
27	UTTAR PRADESH	7314269.00	7880087.00	15194356.00	26.39	11519101.00	5986240.00	17505341.00	24.84	32879624.00	1535315.00	34414939.00	37.35
28	WEST BENGAL	329925.00	343884.00	673809.00	1.02	1251900.00	400596.00	1652496.00	2.19	1391000.00	491588.00	1882588.00	2.44
TOTAL STATES		18750591.00	14059279.00	32809870.00	5.39	37244847.00	11955983.00	49200830.00	6.60	64960125.00	8818590.00	73778715.00	8.81
29	A. & N. ISLANDS	21302.00	57607.00	78909.00	8.90	37080.00	58884.00	95964.00	8.93	63070.00	61698.00	124768.00	10.57
30	CHANDIGARH	1000.00	30551.00	31551.00	4.11	1000.00	33100.00	34100.00	4.31	4500.00	35200.00	39700.00	4.11
31	DADRA & NAGAR HAVELI	8377.00	1072.00	9449.00	8.28	0.00	0.00	0.00	0.00	0.00	0.00	0.00	0.00
32	DAMAN & DIU	...	...	...	...	...	...	...	...	...	...	...	...
33	DELHI	2514231.00	10503308.00	13017539.00	53.38	3134600.00	11535923.00	14670523.00	52.08	4887100.00	12989234.00	17876334.00	54.88
34	LAKSHADWEEP	0.00	6274.00	6274.00	2.12	0.00	6350.00	6350.00	1.97	0.00	5700.00	5700.00	65.52
35	PUDUCHERRY	1419.00	2547.00	3966.00	0.24	1188.00	2820.00	4008.00	0.25	47433.00	3780.00	51213.00	2.61
TOTAL U.T.		2546329.00	10601359.00	13147688.00	46.53	3173868.00	11637077.00	14810945.00	45.82	5002103.00	13095612.00	18097715.00	48.73
TOTAL (STATE & UTs)		21296920.00	24660638.00	45957558.00	7.21	40418715.00	23593060.00	64011775.00	8.24	69962228.00	21914202.00	91876430.00	10.50

. . . NICNET . . .

## STATEMENT NO. ( 11 ): PLAN &amp; NON-PLAN BUDGETED EXPENDITURE ON ADULT EDUCATION

ACCOUNT: REVENUE ACCOUNT  
PROGRAM: TOTAL EXPENDITURE

(RUPEES IN THOUSANDS)

SL. NO.	STATE/UNION TERRITORY	2010-11 (ACTUALS)				2011-12 (R.E.)				2012-13 (B.E.)			
		PLAN	NON-PLAN	TOTAL	% AGE TO TOTAL EXP. ON EDUCATION	PLAN	NON-PLAN	TOTAL	% AGE TO TOTAL EXP. ON EDUCATION	PLAN	NON-PLAN	TOTAL	% AGE TO TOTAL EXP. ON EDUCATION
1	ANDHRA PRADESH	229985.00	164940.00	394925.00	0.34	200000.00	244683.00	444683.00	0.28	200000.00	268869.00	468869.00	0.26
2	ARUNACHAL PRADESH	11500.00	37370.00	48870.00	1.14	14020.00	39914.00	53934.00	0.99	16000.00	41180.00	57180.00	1.16
3	ASSAM	22397.00	201643.00	224040.00	0.38	69230.00	232873.00	302103.00	0.45	73758.00	252127.00	325885.00	0.38
4	BIHAR	191424.00	57736.00	249160.00	0.31	801700.00	86710.00	888410.00	0.83	450000.00	67820.00	517820.00	0.42
5	CHHATTISGARH	3000.00	0.00	3000.00	0.01	7500.00	0.00	7500.00	0.02	11500.00	0.00	11500.00	0.02
6	GOA	406.00	14092.00	14498.00	0.18	9200.00	15845.00	25045.00	0.28	8204.00	17451.00	25655.00	0.25
7	GUJARAT	573837.00	18369.00	592206.00	0.56	27500.00	24624.00	52124.00	0.04	8004.00	26146.00	34150.00	0.03
8	HARYANA	15000.00	7655.00	22655.00	0.04	17038.00	9200.00	26238.00	0.04	104790.00	10200.00	114990.00	0.14
9	HIMACHAL PRADESH	104.00	8137.00	8241.00	0.03	10201.00	15832.00	26033.00	0.09	13200.00	977.00	14177.00	0.04
10	JAMMU & KASHMIR	0.00	0.00	0.00	0.00	100000.00	0.00	100000.00	0.31	110000.00	0.00	110000.00	0.32
11	JHARKHAND	14000.00	0.00	14000.00	0.04	100000.00	0.00	100000.00	0.21	100000.00	0.00	100000.00	0.18
12	KARNATAKA	104574.00	28215.00	132789.00	0.13	161077.00	30482.00	191559.00	0.16	185000.00	31219.00	216219.00	0.15
13	KERALA	60350.00	0.00	60350.00	0.09	118000.00	0.00	118000.00	0.13	130000.00	1.00	130001.00	0.13
14	MADHYA PRADESH	0.00	6996.00	6996.00	0.01	0.00	8171.00	8171.00	0.01	0.00	8003.00	8003.00	0.01
15	MAHARASHTRA	75394.00	188693.00	264087.00	0.10	153000.00	202211.00	355211.00	0.12	50000.00	219187.00	269187.00	0.09
16	MANIPUR	17818.00	26780.00	44598.00	0.89	6522.00	72124.00	78646.00	1.24	9522.00	61599.00	71121.00	1.07
17	MEGHALAYA	5983.00	35458.00	41441.00	0.63	5000.00	36935.00	41935.00	0.63	6000.00	36897.00	42897.00	0.57
18	MIZORAM	6025.00	23442.00	29467.00	0.57	7910.00	23100.00	31010.00	0.54	9160.00	26550.00	35710.00	0.53
19	NAGALAND	2181.00	0.00	2181.00	0.04	0.00	21.00	21.00	0.00	10000.00	21.00	10021.00	0.14
20	ODISHA	34743.00	0.00	34743.00	0.05	58203.00	0.00	58203.00	0.08	101000.00	0.00	101000.00	0.13
21	PUNJAB	0.00	5031.00	5031.00	0.01	0.00	11560.00	11560.00	0.02	0.00	9000.00	9000.00	0.01
22	RAJASTHAN	23955.00	56943.00	80898.00	0.08	327589.00	69638.00	397227.00	0.33	101700.00	77929.00	179629.00	0.13
23	SIKKIM	620.00	0.00	620.00	0.02	0.00	0.00	0.00	0.00	250.00	0.00	250.00	0.01
24	TAMIL NADU	52103.00	11071.00	63174.00	0.05	46664.00	10641.00	57305.00	0.04	50001.00	12150.00	62151.00	0.04
25	TRIPURA	13745.00	307315.00	321060.00	3.93	10100.00	308231.00	318331.00	3.55	10100.00	340029.00	350129.00	3.50
26	UTTARAKHAND	...	...	...	...	...	...	...	...	...	...	...	...
27	UTTAR PRADESH	...	...	...	...	...	...	...	...	...	...	...	...
28	WEST BENGAL	30008.00	36908.00	66916.00	0.05	270500.00	50568.00	321068.00	0.19	234410.00	58268.00	292678.00	0.17
TOTAL STATES		1489152.00	1236794.00	2725946.00	0.15	2520954.00	1493363.00	4014317.00	0.19	1992599.00	1565623.00	3558222.00	0.15
29	A. & N. ISLANDS	0.00	10266.00	10266.00	0.37	0.00	10224.00	10224.00	0.31	0.00	10859.00	10859.00	0.29
30	CHANDIGARH	3020.00	5455.00	8475.00	0.17	4100.00	7100.00	11200.00	0.30	4100.00	12600.00	16700.00	0.39
31	DADRA & NAGAR HAVELI	0.00	776.00	776.00	0.13	0.00	1012.00	1012.00	0.14	0.00	1100.00	1100.00	0.10
32	DAMAN & DIU	92.00	937.00	1029.00	0.24	100.00	1000.00	1100.00	0.22	100.00	1200.00	1300.00	0.21
33	DELHI	29930.00	835493.00	865423.00	2.33	80000.00	903850.00	983850.00	2.20	90000.00	1094270.00	1184270.00	2.32
34	LAKSHADWEEP	...	...	...	...	...	...	...	...	...	...	...	...
35	PUDUCHERRY	1537.00	5088.00	6625.00	0.13	2540.00	5610.00	8150.00	0.18	11899.00	6170.00	18069.00	0.31
TOTAL U.T.		34579.00	858015.00	892594.00	1.73	86740.00	928796.00	1015536.00	1.74	106099.00	1126199.00	1232298.00	1.83
TOTAL (STATE & UTs)		1523731.00	2094809.00	3618540.00	0.20	2607694.00	2422159.00	5029853.00	0.23	2098698.00	2691822.00	4790520.00	0.19
CENTRE TOTAL		4674800.00	30500.00	4705300.00	0.91	5992000.00	32000.00	6024000.00	0.98	7060000.00	34200.00	7094200.00	0.96
GRAND TOTAL		6198531.00	2125309.00	8323840.00	0.36	8599694.00	2454159.00	11053853.00	0.39	9158698.00	2726022.00	11884720.00	0.37

..NICNET..



## STATEMENT NO. ( 12 ): PLAN &amp; NON-PLAN BUDGETED EXPENDITURE ON ADULT EDUCATION (Sub-head wise)

ACCOUNT: REVENUE ACCOUNT  
PROGRAM: DIRECTION & ADMINISTRATION

(RUPEES IN THOUSANDS)

SL. NO.	STATE/UNION TERRITORY	2010-11 (ACTUALS)				2011-12 (R.E.)				2012-13 (B.E.)			
		PLAN	NON-PLAN	TOTAL	% AGE TO TOTAL EXP. ON ADL. EDN.	PLAN	NON-PLAN	TOTAL	% AGE TO TOTAL EXP. ON ADL. EDN.	PLAN	NON-PLAN	TOTAL	% AGE TO TOTAL EXP. ON ADL. EDN.
1	ANDHRA PRADESH	0.00	164940.00	164940.00	41.76	0.00	244683.00	244683.00	55.02	0.00	268869.00	268869.00	57.34
2	ARUNACHAL PRADESH	11500.00	37370.00	48870.00	100.00	9020.00	39914.00	48934.00	90.73	13500.00	41180.00	54680.00	95.63
3	ASSAM	877.00	196643.00	197520.00	88.16	3800.00	227465.00	231265.00	76.55	4208.00	246668.00	250876.00	76.98
4	BIHAR	0.00	10752.00	10752.00	4.32	0.00	15679.00	15679.00	1.76	0.00	15877.00	15877.00	3.07
5	CHHATTISGARH	...	...	...	...	...	...	...	...	...	...	...	...
6	GOA	...	...	...	...	...	...	...	...	...	...	...	...
7	GUJARAT	0.00	822.00	822.00	0.14	0.00	1000.00	1000.00	1.92	0.00	1000.00	1000.00	2.93
8	HARYANA	...	...	...	...	...	...	...	...	...	...	...	...
9	HIMACHAL PRADESH	...	...	...	...	...	...	...	...	...	...	...	...
10	JAMMU & KASHMIR	...	...	...	...	...	...	...	...	...	...	...	...
11	JHARKHAND	...	...	...	...	...	...	...	...	...	...	...	...
12	KARNATAKA	97824.00	7544.00	105368.00	79.35	156077.00	9117.00	165194.00	86.24	180000.00	8786.00	188786.00	87.31
13	KERALA	23850.00	0.00	23850.00	39.52	8000.00	0.00	8000.00	6.78	10000.00	0.00	10000.00	7.69
14	MADHYA PRADESH	...	...	...	...	...	...	...	...	...	...	...	...
15	MAHARASHTRA	...	...	...	...	...	...	...	...	...	...	...	...
16	MANIPUR	17818.00	26780.00	44598.00	100.00	6522.00	72124.00	78646.00	100.00	9522.00	61599.00	71121.00	100.00
17	MEGHALAYA	1454.00	2042.00	3496.00	8.44	2150.00	2612.00	4762.00	11.36	1136.00	4170.00	5306.00	12.37
18	MIZORAM	6025.00	20288.00	26313.00	89.30	7810.00	19900.00	27710.00	89.36	9060.00	22770.00	31830.00	89.13
19	NAGALAND	...	...	...	...	...	...	...	...	...	...	...	...
20	ODISHA	15913.00	0.00	15913.00	45.80	15243.00	0.00	15243.00	26.19	19450.00	0.00	19450.00	19.26
21	PUNJAB	...	...	...	...	...	...	...	...	...	...	...	...
22	RAJASTHAN	...	...	...	...	...	...	...	...	...	...	...	...
23	SIKKIM	...	...	...	...	...	...	...	...	...	...	...	...
24	TAMIL NADU	0.00	11071.00	11071.00	17.52	0.00	10641.00	10641.00	18.57	0.00	12150.00	12150.00	19.55
25	TRIPURA	...	...	...	...	...	...	...	...	...	...	...	...
26	UTTARAKHAND	...	...	...	...	...	...	...	...	...	...	...	...
27	UTTAR PRADESH	...	...	...	...	...	...	...	...	...	...	...	...
28	WEST BENGAL	0.00	14555.00	14555.00	21.75	0.00	19687.00	19687.00	6.13	0.00	22981.00	22981.00	7.85
TOTAL STATES		175261.00	492807.00	668068.00	24.51	208622.00	662822.00	871444.00	21.71	246876.00	706050.00	952926.00	26.78
29	A. & N. ISLANDS	...	...	...	...	...	...	...	...	...	...	...	...
30	CHANDIGARH	...	...	...	...	...	...	...	...	...	...	...	...
31	DADRA & NAGAR HAVELI	...	...	...	...	...	...	...	...	...	...	...	...
32	DAMAN & DIU	...	...	...	...	...	...	...	...	...	...	...	...
33	DELHI	0.00	1428.00	1428.00	0.17	0.00	1250.00	1250.00	0.13	0.00	1650.00	1650.00	0.14
34	LAKSHADWEEP	...	...	...	...	...	...	...	...	...	...	...	...
35	PUDUCHERRY	...	...	...	...	...	...	...	...	...	...	...	...
TOTAL U.T.		0.00	1428.00	1428.00	0.16	0.00	1250.00	1250.00	0.12	0.00	1650.00	1650.00	0.13
TOTAL (STATE & UTs)		175261.00	494235.00	669496.00	18.50	208622.00	664072.00	872694.00	17.35	246876.00	707700.00	954576.00	19.93

. . . NICNET . . .

## STATEMENT NO. ( 12 ): PLAN &amp; NON-PLAN BUDGETED EXPENDITURE ON ADULT EDUCATION (Sub-head wise)

ACCOUNT: REVENUE ACCOUNT  
PROGRAM: RURAL FUNCTIONAL LITERACY PROGRAMME

(RUPEES IN THOUSANDS)

SL. NO.	STATE/UNION TERRITORY	2010-11 (ACTUALS)				2011-12 (R.E.)				2012-13 (B.E.)			
		PLAN	NON-PLAN	TOTAL	% AGE TO TOTAL EXP. ON ADL. EDN.	PLAN	NON-PLAN	TOTAL	% AGE TO TOTAL EXP. ON ADL. EDN.	PLAN	NON-PLAN	TOTAL	% AGE TO TOTAL EXP. ON ADL. EDN.
1	ANDHRA PRADESH	...	...	...	...	...	...	...	...	...	...	...	...
2	ARUNACHAL PRADESH	0.00	0.00	0.00	0.00	5000.00	0.00	5000.00	9.27	2500.00	0.00	2500.00	4.37
3	ASSAM	0.00	5000.00	5000.00	2.23	0.00	5108.00	5108.00	1.69	0.00	5159.00	5159.00	1.58
4	BIHAR	...	...	...	...	...	...	...	...	...	...	...	...
5	CHHATTISGARH	...	...	...	...	...	...	...	...	...	...	...	...
6	GOA	...	...	...	...	...	...	...	...	...	...	...	...
7	GUJARAT	0.00	17547.00	17547.00	2.96	0.00	23624.00	23624.00	45.32	0.00	25146.00	25146.00	73.63
8	HARYANA	...	...	...	...	...	...	...	...	...	...	...	...
9	HIMACHAL PRADESH	104.00	0.00	104.00	1.26	10001.00	0.00	10001.00	38.42	13000.00	0.00	13000.00	91.70
10	JAMMU & KASHMIR	...	...	...	...	...	...	...	...	...	...	...	...
11	JHARKHAND	...	...	...	...	...	...	...	...	...	...	...	...
12	KARNATAKA	...	...	...	...	...	...	...	...	...	...	...	...
13	KERALA	36500.00	0.00	36500.00	60.48	110000.00	0.00	110000.00	93.22	120000.00	1.00	120001.00	92.31
14	MADHYA PRADESH	...	...	...	...	...	...	...	...	...	...	...	...
15	MAHARASHTRA	...	...	...	...	...	...	...	...	...	...	...	...
16	MANIPUR	...	...	...	...	...	...	...	...	...	...	...	...
17	MEGHALAYA	0.00	0.00	0.00	0.00	0.00	205.00	205.00	0.49	0.00	207.00	207.00	0.48
18	MIZORAM	0.00	3154.00	3154.00	10.70	100.00	3080.00	3180.00	10.25	100.00	3660.00	3760.00	10.53
19	NAGALAND	2181.00	0.00	2181.00	100.00	0.00	21.00	21.00	100.00	10000.00	21.00	10021.00	100.00
20	ODISHA	...	...	...	...	...	...	...	...	...	...	...	...
21	PUNJAB	...	...	...	...	...	...	...	...	...	...	...	...
22	RAJASTHAN	...	...	...	...	...	...	...	...	...	...	...	...
23	SIKKIM	...	...	...	...	...	...	...	...	...	...	...	...
24	TAMIL NADU	...	...	...	...	...	...	...	...	...	...	...	...
25	TRIPURA	...	...	...	...	...	...	...	...	...	...	...	...
26	UTTARAKHAND	...	...	...	...	...	...	...	...	...	...	...	...
27	UTTAR PRADESH	...	...	...	...	...	...	...	...	...	...	...	...
28	WEST BENGAL	...	...	...	...	...	...	...	...	...	...	...	...
TOTAL STATES		38785.00	25701.00	64486.00	2.37	125101.00	32038.00	157139.00	3.91	145600.00	34194.00	179794.00	5.05
29	A. & N. ISLANDS	...	...	...	...	...	...	...	...	...	...	...	...
30	CHANDIGARH	...	...	...	...	...	...	...	...	...	...	...	...
31	DADRA & NAGAR HAVELI	...	...	...	...	...	...	...	...	...	...	...	...
32	DAMAN & DIU	...	...	...	...	...	...	...	...	...	...	...	...
33	DELHI	...	...	...	...	...	...	...	...	...	...	...	...
34	LAKSHADWEEP	...	...	...	...	...	...	...	...	...	...	...	...
35	PUDUCHERRY	...	...	...	...	...	...	...	...	...	...	...	...
TOTAL U.T.		0.00	0.00	0.00	0.00	0.00	0.00	0.00	0.00	0.00	0.00	0.00	0.00
TOTAL (STATE & UTs)		38785.00	25701.00	64486.00	1.78	125101.00	32038.00	157139.00	3.12	145600.00	34194.00	179794.00	3.75

..NICNET..

## STATEMENT NO. ( 12 ): PLAN &amp; NON-PLAN BUDGETED EXPENDITURE ON ADULT EDUCATION (Sub-head wise)

ACCOUNT: REVENUE ACCOUNT  
PROGRAM: STATE ADULT EDUCATION PROGRAMME

(RUPEES IN THOUSANDS)

SL. NO.	STATE/UNION TERRITORY	2010-11 (ACTUALS)				2011-12 (R.E.)				2012-13 (B.E.)			
		PLAN	NON-PLAN	TOTAL	% AGE TO TOTAL EXP. ON ADL. EDN.	PLAN	NON-PLAN	TOTAL	% AGE TO TOTAL EXP. ON ADL. EDN.	PLAN	NON-PLAN	TOTAL	% AGE TO TOTAL EXP. ON ADL. EDN.
1	ANDHRA PRADESH	...	...	...	...	...	...	...	...	...	...	...	...
2	ARUNACHAL PRADESH	...	...	...	...	...	...	...	...	...	...	...	...
3	ASSAM	...	...	...	...	...	...	...	...	...	...	...	...
4	BIHAR	...	...	...	...	...	...	...	...	...	...	...	...
5	CHHATTISGARH	3000.00	0.00	3000.00	100.00	7500.00	0.00	7500.00	100.00	11500.00	0.00	11500.00	100.00
6	GOA	...	...	...	...	...	...	...	...	...	...	...	...
7	GUJARAT	...	...	...	...	...	...	...	...	...	...	...	...
8	HARYANA	...	...	...	...	...	...	...	...	...	...	...	...
9	HIMACHAL PRADESH	...	...	...	...	...	...	...	...	...	...	...	...
10	JAMMU & KASHMIR	0.00	0.00	0.00	0.00	100000.00	0.00	100000.00	100.00	110000.00	0.00	110000.00	100.00
11	JHARKHAND	14000.00	0.00	14000.00	100.00	100000.00	0.00	100000.00	100.00	100000.00	0.00	100000.00	100.00
12	KARNATAKA	...	...	...	...	...	...	...	...	...	...	...	...
13	KERALA	...	...	...	...	...	...	...	...	...	...	...	...
14	MADHYA PRADESH	...	...	...	...	...	...	...	...	...	...	...	...
15	MAHARASHTRA	...	...	...	...	...	...	...	...	...	...	...	...
16	MANIPUR	...	...	...	...	...	...	...	...	...	...	...	...
17	MEGHALAYA	...	...	...	...	...	...	...	...	...	...	...	...
18	MIZORAM	...	...	...	...	...	...	...	...	...	...	...	...
19	NAGALAND	...	...	...	...	...	...	...	...	...	...	...	...
20	ODISHA	...	...	...	...	...	...	...	...	...	...	...	...
21	PUNJAB	...	...	...	...	...	...	...	...	...	...	...	...
22	RAJASTHAN	...	...	...	...	...	...	...	...	...	...	...	...
23	SIKKIM	...	...	...	...	...	...	...	...	...	...	...	...
24	TAMIL NADU	...	...	...	...	...	...	...	...	...	...	...	...
25	TRIPURA	...	...	...	...	...	...	...	...	...	...	...	...
26	UTTARAKHAND	...	...	...	...	...	...	...	...	...	...	...	...
27	UTTAR PRADESH	...	...	...	...	...	...	...	...	...	...	...	...
28	WEST BENGAL	...	...	...	...	...	...	...	...	...	...	...	...
TOTAL STATES		17000.00	0.00	17000.00	0.62	207500.00	0.00	207500.00	5.17	221500.00	0.00	221500.00	6.23
29	A. & N. ISLANDS	...	...	...	...	...	...	...	...	...	...	...	...
30	CHANDIGARH	...	...	...	...	...	...	...	...	...	...	...	...
31	DADRA & NAGAR HAVELI	...	...	...	...	...	...	...	...	...	...	...	...
32	DAMAN & DIU	...	...	...	...	...	...	...	...	...	...	...	...
33	DELHI	...	...	...	...	...	...	...	...	...	...	...	...
34	LAKSHADWEEP	...	...	...	...	...	...	...	...	...	...	...	...
35	PUDUCHERRY	...	...	...	...	...	...	...	...	...	...	...	...
TOTAL U.T.		0.00	0.00	0.00	0.00	0.00	0.00	0.00	0.00	0.00	0.00	0.00	0.00
TOTAL (STATE & UTs)		17000.00	...	17000.00	0.47	207500.00	...	207500.00	4.13	221500.00	...	221500.00	4.62

..NICNET..

## STATEMENT NO. ( 12 ): PLAN &amp; NON-PLAN BUDGETED EXPENDITURE ON ADULT EDUCATION (Sub-head wise)

ACCOUNT: REVENUE ACCOUNT  
PROGRAM: OTHER ADULT EDUCATION PROGRAMME

(RUPEES IN THOUSANDS)

SL. NO.	STATE/UNION TERRITORY	2010-11 (ACTUALS)				2011-12 (R.E.)				2012-13 (B.E.)			
		PLAN	NON-PLAN	TOTAL	% AGE TO TOTAL EXP. ON ADL. EDN.	PLAN	NON-PLAN	TOTAL	% AGE TO TOTAL EXP. ON ADL. EDN.	PLAN	NON-PLAN	TOTAL	% AGE TO TOTAL EXP. ON ADL. EDN.
1	ANDHRA PRADESH	229985.00	0.00	229985.00	58.24	200000.00	0.00	200000.00	44.98	200000.00	0.00	200000.00	42.66
2	ARUNACHAL PRADESH	...	...	...	...	...	...	...	...	...	...	...	...
3	ASSAM	420.00	0.00	420.00	0.19	5200.00	300.00	5500.00	1.82	6550.00	300.00	6850.00	2.10
4	BIHAR	0.00	46984.00	46984.00	18.86	801700.00	71031.00	872731.00	98.24	450000.00	51943.00	501943.00	96.93
5	CHHATTISGARH	...	...	...	...	...	...	...	...	...	...	...	...
6	GOA	347.00	14092.00	14439.00	99.59	8500.00	15845.00	24345.00	97.21	8001.00	17451.00	25452.00	99.21
7	GUJARAT	433457.00	0.00	433457.00	73.19	18000.00	0.00	18000.00	34.53	7003.00	0.00	7003.00	20.51
8	HARYANA	15000.00	7655.00	22655.00	100.00	17038.00	9200.00	26238.00	100.00	104790.00	10200.00	114990.00	100.00
9	HIMACHAL PRADESH	0.00	7398.00	7398.00	89.77	0.00	14831.00	14831.00	56.97	0.00	0.00	0.00	0.00
10	JAMMU & KASHMIR	...	...	...	...	...	...	...	...	...	...	...	...
11	JHARKHAND	...	...	...	...	...	...	...	...	...	...	...	...
12	KARNATAKA	...	...	...	...	...	...	...	...	...	...	...	...
13	KERALA	...	...	...	...	...	...	...	...	...	...	...	...
14	MADHYA PRADESH	...	...	...	...	...	...	...	...	...	...	...	...
15	MAHARASHTRA	75394.00	30069.00	105463.00	39.93	153000.00	35951.00	188951.00	53.19	50000.00	37582.00	87582.00	32.54
16	MANIPUR	...	...	...	...	...	...	...	...	...	...	...	...
17	MEGHALAYA	4529.00	33416.00	37945.00	91.56	1850.00	34118.00	35968.00	85.77	1864.00	32520.00	34384.00	80.15
18	MIZORAM	0.00	0.00	0.00	0.00	0.00	120.00	120.00	0.39	0.00	120.00	120.00	0.34
19	NAGALAND	...	...	...	...	...	...	...	...	...	...	...	...
20	ODISHA	5663.00	0.00	5663.00	16.30	22801.00	0.00	22801.00	39.17	12800.00	0.00	12800.00	12.67
21	PUNJAB	0.00	5031.00	5031.00	100.00	0.00	11560.00	11560.00	100.00	0.00	9000.00	9000.00	100.00
22	RAJASTHAN	23585.00	52563.00	76148.00	94.13	324783.00	63966.00	388749.00	97.87	69788.00	71758.00	141546.00	78.80
23	SIKKIM	620.00	0.00	620.00	100.00	0.00	0.00	0.00	0.00	250.00	0.00	250.00	100.00
24	TAMIL NADU	2841.00	0.00	2841.00	4.50	1.00	0.00	1.00	0.00	1.00	0.00	1.00	0.00
25	TRIPURA	10134.00	307315.00	317449.00	98.88	10100.00	308231.00	318331.00	100.00	10100.00	340029.00	350129.00	100.00
26	UTTARAKHAND	...	...	...	...	...	...	...	...	...	...	...	...
27	UTTAR PRADESH	...	...	...	...	...	...	...	...	...	...	...	...
28	WEST BENGAL	0.00	18869.00	18869.00	28.20	0.00	26620.00	26620.00	8.29	0.00	30368.00	30368.00	10.38
TOTAL STATES		801975.00	523392.00	1325367.00	48.62	1562973.00	591773.00	2154746.00	53.68	921147.00	601271.00	1522418.00	42.79
29	A. & N. ISLANDS	0.00	9423.00	9423.00	91.79	0.00	9217.00	9217.00	90.15	0.00	9787.00	9787.00	90.13
30	CHANDIGARH	...	...	...	...	...	...	...	...	...	...	...	...
31	DADRA & NAGAR HAVELI	0.00	776.00	776.00	100.00	0.00	1012.00	1012.00	100.00	0.00	1100.00	1100.00	100.00
32	DAMAN & DIU	92.00	937.00	1029.00	100.00	100.00	1000.00	1100.00	100.00	100.00	1200.00	1300.00	100.00
33	DELHI	0.00	307.00	307.00	0.04	0.00	600.00	600.00	0.06	0.00	570.00	570.00	0.05
34	LAKSHADWEEP	...	...	...	...	...	...	...	...	...	...	...	...
35	PUDUCHERRY	1537.00	5088.00	6625.00	100.00	2540.00	5610.00	8150.00	100.00	11899.00	6170.00	18069.00	100.00
TOTAL U.T.		1629.00	16531.00	18160.00	2.03	2640.00	17439.00	20079.00	1.98	11999.00	18827.00	30826.00	2.50
TOTAL (STATE & UTs)		803604.00	539923.00	1343527.00	37.13	1565613.00	609212.00	2174825.00	43.24	933146.00	620098.00	1553244.00	32.42

. . . NICNET . . .

## STATEMENT NO. ( 12 ): PLAN &amp; NON-PLAN BUDGETED EXPENDITURE ON ADULT EDUCATION (Sub-head wise)

ACCOUNT: REVENUE ACCOUNT  
PROGRAM: OTHER EXPENDITURE

(RUPEES IN THOUSANDS)

SL. NO.	STATE/UNION TERRITORY	2010-11 (ACTUALS)				2011-12 (R.E.)				2012-13 (B.E.)			
		PLAN	NON-PLAN	TOTAL	% AGE TO TOTAL EXP. ON ADL. EDN.	PLAN	NON-PLAN	TOTAL	% AGE TO TOTAL EXP. ON ADL. EDN.	PLAN	NON-PLAN	TOTAL	% AGE TO TOTAL EXP. ON ADL. EDN.
1	ANDHRA PRADESH	...	...	...	...	...	...	...	...	...	...	...	...
2	ARUNACHAL PRADESH	...	...	...	...	...	...	...	...	...	...	...	...
3	ASSAM	21100.00	0.00	21100.00	9.42	60230.00	0.00	60230.00	19.94	63000.00	0.00	63000.00	19.33
4	BIHAR	191424.00	0.00	191424.00	76.83	0.00	0.00	0.00	0.00	0.00	0.00	0.00	0.00
5	CHHATTISGARH	...	...	...	...	...	...	...	...	...	...	...	...
6	GOA	59.00	0.00	59.00	0.41	700.00	0.00	700.00	2.79	203.00	0.00	203.00	0.79
7	GUJARAT	140380.00	0.00	140380.00	23.70	9500.00	0.00	9500.00	18.23	1001.00	0.00	1001.00	2.93
8	HARYANA	...	...	...	...	...	...	...	...	...	...	...	...
9	HIMACHAL PRADESH	0.00	739.00	739.00	8.97	200.00	1001.00	1201.00	4.61	200.00	977.00	1177.00	8.30
10	JAMMU & KASHMIR	...	...	...	...	...	...	...	...	...	...	...	...
11	JHARKHAND	...	...	...	...	...	...	...	...	...	...	...	...
12	KARNATAKA	6750.00	20671.00	27421.00	20.65	5000.00	21365.00	26365.00	13.76	5000.00	22433.00	27433.00	12.69
13	KERALA	...	...	...	...	...	...	...	...	...	...	...	...
14	MADHYA PRADESH	0.00	6996.00	6996.00	100.00	0.00	8171.00	8171.00	100.00	0.00	8003.00	8003.00	100.00
15	MAHARASHTRA	0.00	158624.00	158624.00	60.07	0.00	166260.00	166260.00	46.81	0.00	181605.00	181605.00	67.46
16	MANIPUR	...	...	...	...	...	...	...	...	...	...	...	...
17	MEGHALAYA	0.00	0.00	0.00	0.00	1000.00	0.00	1000.00	2.38	3000.00	0.00	3000.00	6.99
18	MIZORAM	...	...	...	...	...	...	...	...	...	...	...	...
19	NAGALAND	...	...	...	...	...	...	...	...	...	...	...	...
20	ODISHA	13167.00	0.00	13167.00	37.90	20159.00	0.00	20159.00	34.64	68750.00	0.00	68750.00	68.07
21	PUNJAB	...	...	...	...	...	...	...	...	...	...	...	...
22	RAJASTHAN	370.00	4380.00	4750.00	5.87	2806.00	5672.00	8478.00	2.13	31912.00	6171.00	38083.00	21.20
23	SIKKIM	...	...	...	...	...	...	...	...	...	...	...	...
24	TAMIL NADU	49262.00	0.00	49262.00	77.98	46663.00	0.00	46663.00	81.43	50000.00	0.00	50000.00	80.45
25	TRIPURA	3611.00	0.00	3611.00	1.12	0.00	0.00	0.00	0.00	0.00	0.00	0.00	0.00
26	UTTARAKHAND	...	...	...	...	...	...	...	...	...	...	...	...
27	UTTAR PRADESH	...	...	...	...	...	...	...	...	...	...	...	...
28	WEST BENGAL	30008.00	3484.00	33492.00	50.05	270500.00	4261.00	274761.00	85.58	234410.00	4919.00	239329.00	81.77
TOTAL STATES		456131.00	194894.00	651025.00	23.88	416758.00	206730.00	623488.00	15.53	457476.00	224108.00	681584.00	19.16
29	A. & N. ISLANDS	0.00	843.00	843.00	8.21	0.00	1007.00	1007.00	9.85	0.00	1072.00	1072.00	9.87
30	CHANDIGARH	3020.00	5455.00	8475.00	100.00	4100.00	7100.00	11200.00	100.00	4100.00	12600.00	16700.00	100.00
31	DADRA & NAGAR HAVELI	...	...	...	...	...	...	...	...	...	...	...	...
32	DAMAN & DIU	...	...	...	...	...	...	...	...	...	...	...	...
33	DELHI	29930.00	833758.00	863688.00	99.80	80000.00	902000.00	982000.00	99.81	90000.00	1092050.00	1182050.00	99.81
34	LAKSHADWEEP	...	...	...	...	...	...	...	...	...	...	...	...
35	PUDUCHERRY	...	...	...	...	...	...	...	...	...	...	...	...
TOTAL U.T.		32950.00	840056.00	873006.00	97.81	84100.00	910107.00	994207.00	97.90	94100.00	1105722.00	1199822.00	97.36
TOTAL (STATE & UTs)		489081.00	1034950.00	1524031.00	42.12	500858.00	1116837.00	1617695.00	32.16	551576.00	1329830.00	1881406.00	39.27

..NICNET..

## STATEMENT NO. ( 13 ): PLAN &amp; NON-PLAN BUDGETED EXPENDITURE ON UNIVERSITY/DL/SCHOLARSHIPS

ACCOUNT: REVENUE ACCOUNT  
PROGRAM: TOTAL EXPENDITURE

(RUPEES IN THOUSANDS)

SL. NO.	STATE/UNION TERRITORY	2010-11 (ACTUALS)				2011-12 (R.E.)				2012-13 (B.E.)			
		PLAN	NON-PLAN	TOTAL	% AGE TO TOTAL EXP. ON EDUCATION	PLAN	NON-PLAN	TOTAL	% AGE TO TOTAL EXP. ON EDUCATION	PLAN	NON-PLAN	TOTAL	% AGE TO TOTAL EXP. ON EDUCATION
1	ANDHRA PRADESH	5627497.00	12835439.00	18462936.00	15.68	6157290.00	18229886.00	24387176.00	15.35	1317290.00	25523815.00	26841105.00	14.88
2	ARUNACHAL PRADESH	96701.00	217343.00	314044.00	7.31	105391.00	248707.00	354098.00	6.48	139945.00	255805.00	395750.00	8.02
3	ASSAM	605927.00	7563157.00	8169084.00	13.74	1049800.00	8476266.00	9526066.00	14.28	2088099.00	12831233.00	14919332.00	17.43
4	BIHAR	1156843.00	10671175.00	11828018.00	14.89	1040000.00	17401788.00	18441788.00	17.13	805000.00	21776222.00	22581222.00	18.19
5	CHHATTISGARH	1212332.00	2468762.00	3681094.00	11.01	1790770.00	2723730.00	4514500.00	9.78	1781730.00	3045060.00	4826790.00	9.36
6	GOA	253636.00	1145914.00	1399550.00	17.61	292036.00	934250.00	1226286.00	13.48	398107.00	1041650.00	1439757.00	13.93
7	GUJARAT	980458.00	7606462.00	8586920.00	8.07	1031878.00	8982277.00	10014155.00	8.59	977611.00	7654876.00	8632487.00	7.20
8	HARYANA	1473248.00	5557834.00	7031082.00	12.19	1659980.00	6574730.00	8234710.00	11.90	1699500.00	6967830.00	8667330.00	10.28
9	HIMACHAL PRADESH	460874.00	1375282.00	1836156.00	7.16	732937.00	1659493.00	2392430.00	7.86	741787.00	1667404.00	2409191.00	7.18
10	JAMMU & KASHMIR	0.00	2221867.00	2221867.00	11.31	319157.00	3198580.00	3517737.00	10.88	455051.00	3237915.00	3692966.00	10.68
11	JHARKHAND	733000.00	2722600.00	3455600.00	9.78	730000.00	4209449.00	4939449.00	10.57	1300000.00	4976475.00	6276475.00	11.16
12	KARNATAKA	3611078.00	10794545.00	14405623.00	13.82	3367800.00	11872240.00	15240040.00	12.44	3604870.00	14428877.00	18033747.00	12.45
13	KERALA	1416761.00	8671481.00	10088242.00	15.11	1204300.00	12195718.00	13400018.00	14.74	1970000.00	13944583.00	15914583.00	15.89
14	MADHYA PRADESH	183160.00	5484299.00	5667459.00	8.65	336194.00	8007765.00	8343959.00	8.83	517454.00	8594298.00	9111752.00	8.92
15	MAHARASHTRA	336807.00	26261754.00	26598561.00	10.28	658741.00	26313619.00	26972360.00	9.45	1174880.00	29325995.00	30500875.00	9.77
16	MANIPUR	173788.00	599990.00	773778.00	15.51	126208.00	12106306.00	1336844.00	21.15	149808.00	1186057.00	1335865.00	20.02
17	MEGHALAYA	112110.00	470556.00	582666.00	8.81	346000.00	583604.00	929604.00	14.00	244000.00	656119.00	900119.00	12.03
18	MIZORAM	198047.00	326836.00	524883.00	10.23	391588.00	345893.00	737481.00	12.80	526005.00	463315.00	989320.00	14.74
19	NAGALAND	37109.00	410264.00	447373.00	8.26	65000.00	471544.00	536544.00	8.77	65410.00	526519.00	591929.00	8.45
20	ODISHA	1795756.00	11261082.00	13056838.00	20.50	1978999.00	9366647.00	11345646.00	16.16	2045920.00	9965288.00	12011208.00	15.57
21	PUNJAB	51838.00	3380141.00	3431979.00	8.64	42302.00	4837603.00	4879905.00	8.56	106300.00	5043253.00	5149553.00	8.36
22	RAJASTHAN	219513.00	5783685.00	6003198.00	6.01	259779.00	6393894.00	6653673.00	5.56	316758.00	6775659.00	7092417.00	5.18
23	SIKKIM	94345.00	41968.00	136313.00	4.67	95112.00	48034.00	143146.00	5.25	108724.00	49940.00	158664.00	5.79
24	TAMIL NADU	229032.00	14148650.00	14377682.00	10.70	230328.00	14014582.00	14244910.00	9.60	141157.00	14236587.00	14377744.00	8.51
25	TRIPURA	10745.00	399563.00	410308.00	5.02	36250.00	512800.00	549050.00	6.13	11950.00	603275.00	615225.00	6.15
26	UTTARAKHAND	696174.00	1569408.00	2265582.00	7.25	542263.00	1262448.00	1804711.00	5.87	640765.00	1582240.00	2223005.00	5.49
27	UTTAR PRADESH	336765.00	12875845.00	13212610.00	7.17	409767.00	12665007.00	13074774.00	5.33	144412.00	22648944.00	22793356.00	7.85
28	WEST BENGAL	870463.00	15827992.00	16698455.00	12.30	1167477.00	20124450.00	21291927.00	12.78	1312590.00	20669317.00	21981907.00	12.96
TOTAL STATES		22974007.00	172693894.00	195667901.00	11.09	26167347.00	202865640.00	229032987.00	10.62	24785123.00	239678551.00	264463674.00	10.88
29	A. & N. ISLANDS	76961.00	98395.00	175356.00	6.39	97396.00	96852.00	194248.00	5.89	103972.00	103408.00	207380.00	5.53
30	CHANDIGARH	30850.00	2515416.00	2546266.00	51.79	20700.00	1183495.00	1204195.00	32.42	31200.00	1150350.00	1181550.00	27.69
31	DADRA & NAGAR HAVELI	245.00	0.00	245.00	0.04	7101.00	0.00	7101.00	0.96	150000.00	0.00	150000.00	14.00
32	DAMAN & DIU	3900.00	22650.00	26550.00	6.19	4800.00	23700.00	28500.00	5.65	35000.00	24700.00	59700.00	9.50
33	DELHI	303620.00	840000.00	1143620.00	3.08	472500.00	920000.00	1392500.00	3.12	541000.00	1050000.00	1591000.00	3.11
34	LAKSHADWEEP	26305.00	42360.00	68665.00	9.40	25050.00	45000.00	70050.00	9.32	0.00	0.00	0.00	0.00
35	PUDUCHERRY	325858.00	500533.00	826391.00	16.84	351793.00	443515.00	795308.00	17.52	548999.00	563234.00	1112233.00	19.00
TOTAL U.T.		767739.00	4019354.00	4787093.00	9.29	979340.00	2712562.00	3691902.00	6.34	1410171.00	2891692.00	4301863.00	6.38
TOTAL (STATE & UTs)		23741746.00	176713248.00	200454994.00	11.04	27146687.00	205578202.00	232724889.00	10.51	26195294.00	242570243.00	268765537.00	10.76
CENTRE TOTAL		51337757.00	39901400.00	91239157.00	17.58	70820000.00	45010200.00	115830200.00	18.88	84978000.00	71302600.00	156280600.00	21.11
GRAND TOTAL		75079503.00	216614648.00	291694151.00	12.49	97966687.00	250588402.00	348555089.00	12.32	111173294.00	313872843.00	425046137.00	13.12

. . . NICNET . . .

## STATEMENT NO. ( 14 ): PLAN &amp; NON-PLAN BUDGETED EXPENDITURE ON UNIVERSITY/DL/SCHOLARSHIPS (Sub-head wise)

ACCOUNT: REVENUE ACCOUNT  
PROGRAM: DIRECTION & ADMINISTRATION

(RUPEES IN THOUSANDS)

SL. NO.	STATE/UNION TERRITORY	2010-11 (ACTUALS)				2011-12 (R.E.)				2012-13 (B.E.)			
		PLAN	NON-PLAN	TOTAL	% AGE TO TOTAL EXP. ON UNV. EDN.	PLAN	NON-PLAN	TOTAL	% AGE TO TOTAL EXP. ON UNV. EDN.	PLAN	NON-PLAN	TOTAL	% AGE TO TOTAL EXP. ON UNV. EDN.
1	ANDHRA PRADESH	1178.00	141680.00	142858.00	0.77	4900.00	548681.00	553581.00	2.27	4900.00	607569.00	612469.00	2.28
2	ARUNACHAL PRADESH	5291.00	18862.00	24153.00	7.69	7180.00	22429.00	29609.00	8.36	6040.00	23125.00	29165.00	7.37
3	ASSAM	200.00	24261.00	24461.00	0.30	14900.00	65063.00	79963.00	0.84	17600.00	76242.00	93842.00	0.63
4	BIHAR	0.00	12136.00	12136.00	0.10	0.00	17286.00	17286.00	0.09	0.00	20877.00	20877.00	0.09
5	CHHATTISGARH	0.00	27523.00	27523.00	0.75	0.00	32510.00	32510.00	0.72	0.00	36240.00	36240.00	0.75
6	GOA	9702.00	0.00	9702.00	0.69	21201.00	0.00	21201.00	1.73	41494.00	0.00	41494.00	2.88
7	GUJARAT	0.00	9504.00	9504.00	0.11	0.00	11116.00	11116.00	0.11	0.00	8897.00	8897.00	0.10
8	HARYANA	50556.00	321556.00	372112.00	5.29	88756.00	350490.00	439246.00	5.33	114710.00	389570.00	504280.00	5.82
9	HIMACHAL PRADESH	...	...	...	...	...	...	...	...	...	...	...	...
10	JAMMU & KASHMIR	...	...	...	...	...	...	...	...	...	...	...	...
11	JHARKHAND	0.00	8079.00	8079.00	0.23	0.00	9918.00	9918.00	0.20	0.00	10624.00	10624.00	0.17
12	KARNATAKA	9783.00	83183.00	92966.00	0.65	21500.00	82640.00	104140.00	0.68	24150.00	89493.00	113643.00	0.63
13	KERALA	989.00	79623.00	80612.00	0.80	6000.00	128639.00	134639.00	1.00	6900.00	125429.00	132329.00	0.83
14	MADHYA PRADESH	877.00	85571.00	86448.00	1.53	35078.00	125847.00	160925.00	1.93	41078.00	143822.00	184900.00	2.03
15	MAHARASHTRA	...	...	...	...	...	...	...	...	...	...	...	...
16	MANIPUR	16884.00	12660.00	29544.00	3.82	8100.00	21309.00	29409.00	2.20	8100.00	20913.00	29013.00	2.17
17	MEGHALAYA	2111.00	13549.00	15660.00	2.69	20065.00	10163.00	30228.00	3.25	434.00	10001.00	10435.00	1.16
18	MIZORAM	5060.00	31020.00	36080.00	6.87	8623.00	21230.00	29853.00	4.05	6423.00	21040.00	27463.00	2.78
19	NAGALAND	5842.00	38067.00	43909.00	9.81	9750.00	38894.00	48644.00	9.07	8700.00	43469.00	52169.00	8.81
20	ODISHA	45660.00	54853.00	100513.00	0.77	57955.00	51685.00	109640.00	0.97	0.00	113618.00	113618.00	0.95
21	PUNJAB	0.00	779.00	779.00	0.02	0.00	1113.00	1113.00	0.02	0.00	690.00	690.00	0.01
22	RAJASTHAN	1938.00	77331.00	79269.00	1.32	7505.00	76304.00	83809.00	1.26	1501.00	90849.00	92350.00	1.30
23	SIKKIM	...	...	...	...	...	...	...	...	...	...	...	...
24	TAMIL NADU	977.00	102050.00	103027.00	0.72	1962.00	109367.00	111329.00	0.78	692.00	117411.00	118103.00	0.82
25	TRIPURA	11.00	31405.00	31416.00	7.66	0.00	39025.00	39025.00	7.11	0.00	46860.00	46860.00	7.62
26	UTTARAKHAND	239.00	30720.00	30959.00	1.37	0.00	25935.00	25935.00	1.44	0.00	35760.00	35760.00	1.61
27	UTTAR PRADESH	0.00	70197.00	70197.00	0.53	0.00	80555.00	80555.00	0.62	0.00	88512.00	88512.00	0.39
28	WEST BENGAL	0.00	98328.00	98328.00	0.59	0.00	131634.00	131634.00	0.62	0.00	150810.00	150810.00	0.69
TOTAL STATES		157298.00	1372937.00	1530235.00	0.78	313475.00	2001833.00	2315308.00	1.01	282722.00	2271821.00	2554543.00	0.97
29	A. & N. ISLANDS	...	...	...	...	...	...	...	...	...	...	...	...
30	CHANDIGARH	...	...	...	...	...	...	...	...	...	...	...	...
31	DADRA & NAGAR HAVELI	...	...	...	...	...	...	...	...	...	...	...	...
32	DAMAN & DIU	...	...	...	...	...	...	...	...	...	...	...	...
33	DELHI	36065.00	0.00	36065.00	3.15	37000.00	0.00	37000.00	2.66	57000.00	0.00	57000.00	3.58
34	LAKSHADWEEP	...	...	...	...	...	...	...	...	...	...	...	...
35	PUDUCHERRY	...	...	...	...	...	...	...	...	...	...	...	...
TOTAL U.T.		36065.00	0.00	36065.00	0.75	37000.00	0.00	37000.00	1.00	57000.00	0.00	57000.00	1.33
TOTAL (STATE & UTs)		193363.00	1372937.00	1566300.00	0.78	350475.00	2001833.00	2352308.00	1.01	339722.00	2271821.00	2611543.00	0.97

..NICNET..

## STATEMENT NO. ( 14 ): PLAN &amp; NON-PLAN BUDGETED EXPENDITURE ON UNIVERSITY/DL/SCHOLARSHIPS (Sub-head wise)

ACCOUNT: REVENUE ACCOUNT  
PROGRAM: ASSISTANCE TO UNIVERSITIES

(RUPEES IN THOUSANDS)

SL. NO.	STATE/UNION TERRITORY	2010-11 (ACTUALS)				2011-12 (R.E.)				2012-13 (B.E.)			
		PLAN	NON-PLAN	TOTAL	% AGE TO TOTAL EXP. ON UNV. EDN.	PLAN	NON-PLAN	TOTAL	% AGE TO TOTAL EXP. ON UNV. EDN.	PLAN	NON-PLAN	TOTAL	% AGE TO TOTAL EXP. ON UNV. EDN.
1	ANDHRA PRADESH	5408633.00	76394.00	5485027.00	29.71	5535612.00	1553657.00	7089269.00	29.07	694192.00	7209126.00	7903318.00	29.44
2	ARUNACHAL PRADESH	...	...	...	...	...	...	...	...	...	...	...	...
3	ASSAM	125052.00	1139175.00	1264227.00	15.48	460500.00	1148188.00	1608688.00	16.89	561500.00	1309130.00	1870630.00	12.54
4	BIHAR	1156843.00	10369198.00	11526041.00	97.45	732000.00	17006503.00	17738503.00	96.19	780000.00	21367619.00	22147619.00	98.08
5	CHHATTISGARH	246826.00	119500.00	366326.00	9.95	542000.00	120000.00	662000.00	14.66	613290.00	150000.00	763290.00	15.81
6	GOA	83000.00	244000.00	327000.00	23.36	65000.00	190000.00	255000.00	20.79	80000.00	195725.00	275725.00	19.15
7	GUJARAT	805338.00	2238558.00	3043896.00	35.45	822028.00	2206265.00	3028293.00	30.24	691927.00	1950980.00	2642907.00	30.62
8	HARYANA	709670.00	480000.00	1189670.00	16.92	673900.00	520000.00	1193900.00	14.50	650000.00	560000.00	1210000.00	13.96
9	HIMACHAL PRADESH	364000.00	100000.00	464000.00	25.27	464900.00	0.00	464900.00	19.43	599800.00	0.00	599800.00	24.90
10	JAMMU & KASHMIR	0.00	1049800.00	1049800.00	47.25	319157.00	1370000.00	1689157.00	48.02	455051.00	1405000.00	1860051.00	50.37
11	JHARKHAND	84000.00	2574276.00	2658276.00	76.93	206000.00	4033542.00	4239542.00	85.83	470000.00	4770000.00	5240000.00	83.49
12	KARNATAKA	824250.00	2404423.00	3228673.00	22.41	535500.00	2350000.00	2885500.00	18.93	640100.00	2702600.00	3342700.00	18.54
13	KERALA	940996.00	1856300.00	2797296.00	27.73	591000.00	2173761.00	2764761.00	20.63	1030000.00	2832902.00	3862902.00	24.27
14	MADHYA PRADESH	10065.00	439150.00	449215.00	7.93	38016.00	418902.00	456918.00	5.48	59375.00	424001.00	483376.00	5.30
15	MAHARASHTRA	71527.00	2436708.00	2508235.00	9.43	240944.00	2377843.00	2618787.00	9.71	261500.00	2678424.00	2939924.00	9.64
16	MANIPUR	...	...	...	...	...	...	...	...	...	...	...	...
17	MEGHALAYA	0.00	0.00	0.00	0.00	800.00	15.00	815.00	0.09	300.00	17.00	317.00	0.04
18	MIZORAM	...	...	...	...	...	...	...	...	...	...	...	...
19	NAGALAND	...	...	...	...	...	...	...	...	...	...	...	...
20	ODISHA	382000.00	1803635.00	2185635.00	16.74	530002.00	1536398.00	2066400.00	18.21	96597.00	1594764.00	1691361.00	14.08
21	PUNJAB	0.00	827595.00	827595.00	24.11	100.00	1113849.00	1113949.00	22.83	53600.00	1081349.00	1134949.00	22.04
22	RAJASTHAN	60469.00	1208150.00	1268619.00	21.13	62713.00	1415952.00	1478665.00	22.22	76125.00	1363310.00	1439435.00	20.30
23	SIKKIM	...	...	...	...	...	...	...	...	...	...	...	...
24	TAMIL NADU	93586.00	1370130.00	1463716.00	10.18	108967.00	1272269.00	1381236.00	9.70	109082.00	1300849.00	1409931.00	9.81
25	TRIPURA	...	...	...	...	...	...	...	...	...	...	...	...
26	UTTARAKHAND	312302.00	248503.00	560805.00	24.75	150201.00	218000.00	368201.00	20.40	132554.00	361001.00	493555.00	22.20
27	UTTAR PRADESH	200666.00	994011.00	1194677.00	9.04	253259.00	1003507.00	1256766.00	9.61	109515.00	1195503.00	1305018.00	5.73
28	WEST BENGAL	490446.00	6579294.00	7069740.00	42.34	579700.00	6971627.00	7551327.00	35.47	501730.00	7300652.00	7802382.00	35.49
TOTAL STATES		12369669.00	38558800.00	50928469.00	26.03	12912299.00	49000278.00	61912577.00	27.03	8666238.00	61752952.00	70419190.00	26.63
29	A. & N. ISLANDS	...	...	...	...	...	...	...	...	...	...	...	...
30	CHANDIGARH	0.00	1128692.00	1128692.00	44.33	0.00	180000.00	180000.00	14.95	0.00	1000.00	1000.00	0.08
31	DADRA & NAGAR HAVELI	...	...	...	...	...	...	...	...	...	...	...	...
32	DAMAN & DIU	...	...	...	...	...	...	...	...	...	...	...	...
33	DELHI	100000.00	0.00	100000.00	8.74	130000.00	0.00	130000.00	9.34	100000.00	0.00	100000.00	6.29
34	LAKSHADWEEP	...	...	...	...	...	...	...	...	...	...	...	...
35	PUDUCHERRY	220.00	0.00	220.00	0.03	0.00	0.00	0.00	0.00	460.00	0.00	460.00	0.04
TOTAL U.T.		100220.00	1128692.00	1228912.00	25.67	130000.00	180000.00	310000.00	8.40	100460.00	1000.00	101460.00	2.36
TOTAL (STATE & UTs)		12469889.00	39687492.00	52157381.00	26.02	13042299.00	49180278.00	62222577.00	26.74	8766698.00	61753952.00	70520650.00	26.24

. . . NICNET . . .



## STATEMENT NO. ( 14 ): PLAN &amp; NON-PLAN BUDGETED EXPENDITURE ON UNIVERSITY/DL/SCHOLARSHIPS (Sub-head wise)

ACCOUNT: REVENUE ACCOUNT  
PROGRAM: GOVERNMENT COLLEGES

(RUPEES IN THOUSANDS)

SL. NO.	STATE/UNION TERRITORY	2010-11 (ACTUALS)				2011-12 (R.E.)				2012-13 (B.E.)			
		PLAN	NON-PLAN	TOTAL	% AGE TO TOTAL EXP. ON UNV. EDN.	PLAN	NON-PLAN	TOTAL	% AGE TO TOTAL EXP. ON UNV. EDN.	PLAN	NON-PLAN	TOTAL	% AGE TO TOTAL EXP. ON UNV. EDN.
1	ANDHRA PRADESH	207870.00	7135828.00	7343698.00	39.78	545350.00	8604114.00	9149464.00	37.52	541563.00	9439149.00	9980712.00	37.18
2	ARUNACHAL PRADESH	21766.00	198481.00	220247.00	70.13	25344.00	226278.00	251622.00	71.06	50405.00	232680.00	283085.00	71.53
3	ASSAM	0.00	6136545.00	6136545.00	75.12	146000.00	7180495.00	7326495.00	76.91	741500.00	10745062.00	11486562.00	76.99
4	BIHAR	0.00	272594.00	272594.00	2.30	0.00	361689.00	361689.00	1.96	20000.00	382501.00	402501.00	1.78
5	CHHATTISGARH	931102.00	2105523.00	3036625.00	82.49	1153670.00	2290520.00	3444190.00	76.29	1091940.00	2508120.00	3600060.00	74.58
6	GOA	123095.00	82071.00	205166.00	14.66	165000.00	101500.00	266500.00	21.73	165000.00	106000.00	271000.00	18.82
7	GUJARAT	77017.00	370018.00	447035.00	5.21	96200.00	351173.00	447373.00	4.47	161484.00	363185.00	524669.00	6.08
8	HARYANA	263625.00	2007336.00	2270961.00	32.30	392124.00	2325240.00	2717364.00	33.00	386140.00	2668060.00	3054200.00	35.24
9	HIMACHAL PRADESH	16147.00	1228286.00	1244433.00	67.77	0.00	1564831.00	1564831.00	65.41	6.00	1620029.00	1620035.00	67.24
10	JAMMU & KASHMIR	0.00	1139292.00	1139292.00	51.28	0.00	1605770.00	1605770.00	45.65	0.00	1618291.00	1618291.00	43.82
11	JHARKHAND	0.00	140245.00	140245.00	4.06	0.00	165989.00	165989.00	3.36	0.00	195851.00	195851.00	3.12
12	KARNATAKA	2443693.00	2658224.00	5101917.00	35.42	2396050.00	2606140.00	5002190.00	32.82	2172570.00	3498943.00	5671513.00	31.45
13	KERALA	97552.00	1585197.00	1682749.00	16.68	173500.00	2143739.00	2317239.00	17.29	311800.00	2334755.00	2646555.00	16.63
14	MADHYA PRADESH	166307.00	4955550.00	5121857.00	90.37	245600.00	7456240.00	7701840.00	92.30	323501.00	8020699.00	8344200.00	91.58
15	MAHARASHTRA	99902.00	592326.00	692228.00	2.60	90130.00	650785.00	740915.00	2.75	109170.00	689054.00	798224.00	2.62
16	MANIPUR	69795.00	538546.00	608341.00	78.62	81288.00	1132505.00	1213793.00	90.80	105888.00	1107731.00	1213619.00	90.85
17	MEGHALAYA	54893.00	66606.00	121499.00	20.85	85900.00	121757.00	207657.00	22.34	38906.00	155720.00	194626.00	21.62
18	MIZORAM	170049.00	277649.00	447698.00	85.29	352788.00	319618.00	672406.00	91.18	478072.00	436575.00	914647.00	92.45
19	NAGALAND	11267.00	332081.00	343348.00	76.75	35250.00	384067.00	419317.00	78.15	26710.00	423467.00	450177.00	76.05
20	ODISHA	22403.00	2847077.00	2869480.00	21.98	43155.00	2239031.00	2282186.00	20.12	145002.00	2441780.00	2586782.00	21.54
21	PUNJAB	43566.00	1168492.00	1212058.00	35.32	32202.00	1520046.00	1552248.00	31.81	12000.00	1524364.00	1536364.00	29.83
22	RAJASTHAN	131903.00	3880022.00	4011925.00	66.83	55338.00	4495137.00	4550475.00	68.39	95169.00	5006868.00	5102037.00	71.94
23	SIKKIM	94345.00	41968.00	136313.00	100.00	95112.00	48034.00	143146.00	100.00	108724.00	49940.00	158664.00	100.00
24	TAMIL NADU	50051.00	3737380.00	3787431.00	26.34	33112.00	3357160.00	3390272.00	23.80	30432.00	3644375.00	3674807.00	25.56
25	TRIPURA	3768.00	367958.00	371726.00	90.60	26700.00	473605.00	500305.00	91.12	2300.00	556205.00	558505.00	90.78
26	UTTARAKHAND	223798.00	704948.00	928746.00	40.99	214069.00	610827.00	824896.00	45.71	266982.00	804728.00	1071710.00	48.21
27	UTTAR PRADESH	104369.00	1203841.00	1308210.00	9.90	147205.00	1311940.00	1459145.00	11.16	23515.00	1556941.00	1580456.00	6.93
28	WEST BENGAL	154665.00	1236369.00	1391034.00	8.33	135350.00	1598898.00	1734248.00	8.15	276830.00	1661764.00	1938594.00	8.82
TOTAL STATES		5582948.00	47010453.00	52593401.00	26.88	6766437.00	55247128.00	62013565.00	27.08	7685609.00	63792837.00	71478446.00	27.03
29	A. & N. ISLANDS	76961.00	87141.00	164102.00	93.58	96896.00	85452.00	182348.00	93.87	103972.00	92008.00	195980.00	94.50
30	CHANDIGARH	26350.00	657824.00	684174.00	26.87	15200.00	560795.00	575995.00	47.83	18000.00	684505.00	702505.00	59.46
31	DADRA & NAGAR HAVELI	245.00	0.00	245.00	100.00	7101.00	0.00	7101.00	100.00	150000.00	0.00	150000.00	100.00
32	DAMAN & DIU	3900.00	22650.00	26550.00	100.00	4800.00	23700.00	28500.00	100.00	35000.00	24700.00	59700.00	100.00
33	DELHI	20000.00	0.00	20000.00	1.75	41600.00	0.00	41600.00	2.99	52000.00	0.00	52000.00	3.27
34	LAKSHADWEEP	26305.00	42360.00	68665.00	100.00	25050.00	45000.00	70050.00	100.00	0.00	0.00	0.00	0.00
35	PUDUCHERRY	166414.00	500527.00	666941.00	80.71	183174.00	443490.00	626664.00	78.80	334099.00	563184.00	897283.00	80.67
TOTAL U.T.		320175.00	1310502.00	1630677.00	34.06	373821.00	1158437.00	1532258.00	41.50	693071.00	1364397.00	2057468.00	47.83
TOTAL (STATE & UTs)		5903123.00	48320955.00	54224078.00	27.05	7140258.00	56405565.00	63545823.00	27.31	8378680.00	65157234.00	73535914.00	27.36

. . . NICNET . . .

## STATEMENT NO. ( 14 ): PLAN &amp; NON-PLAN BUDGETED EXPENDITURE ON UNIVERSITY/DL/SCHOLARSHIPS (Sub-head wise)

ACCOUNT: REVENUE ACCOUNT  
PROGRAM: ASSISTANCE TO NON-GOVT. COLLEGES

(RUPEES IN THOUSANDS)

SL. NO.	STATE/UNION TERRITORY	2010-11 (ACTUALS)				2011-12 (R.E.)				2012-13 (B.E.)			
		PLAN	NON-PLAN	TOTAL	% AGE TO TOTAL EXP. ON UNV. EDN.	PLAN	NON-PLAN	TOTAL	% AGE TO TOTAL EXP. ON UNV. EDN.	PLAN	NON-PLAN	TOTAL	% AGE TO TOTAL EXP. ON UNV. EDN.
1	ANDHRA PRADESH	430.00	5477059.00	5477489.00	29.67	2695.00	7489060.00	7491755.00	30.72	2702.00	8233440.00	8236142.00	30.68
2	ARUNACHAL PRADESH	0.00	0.00	0.00	0.00	0.00	0.00	0.00	0.00	1000.00	0.00	1000.00	0.25
3	ASSAM	460075.00	134918.00	594993.00	7.28	175000.00	69676.00	244676.00	2.57	377600.00	687474.00	1065074.00	7.14
4	BIHAR	...	...	...	...	...	...	...	...	...	...	...	...
5	CHHATTISGARH	5479.00	215786.00	221265.00	6.01	62600.00	280000.00	342600.00	7.59	54000.00	350000.00	404000.00	8.37
6	GOA	36150.00	818058.00	854208.00	61.03	40000.00	640750.00	680750.00	55.51	44700.00	737625.00	782325.00	54.34
7	GUJARAT	6000.00	4967632.00	4973632.00	57.92	9150.00	6394332.00	6403482.00	63.94	6500.00	5312572.00	5319072.00	61.62
8	HARYANA	0.00	2743549.00	2743549.00	39.02	0.00	3371400.00	3371400.00	40.94	0.00	3342400.00	3342400.00	38.56
9	HIMACHAL PRADESH	26512.00	13500.00	40012.00	2.18	89100.00	70000.00	159100.00	6.65	75300.00	0.00	75300.00	3.13
10	JAMMU & KASHMIR	0.00	32100.00	32100.00	1.44	0.00	221990.00	221990.00	6.31	0.00	213754.00	213754.00	5.79
11	JHARKHAND	...	...	...	...	...	...	...	...	...	...	...	...
12	KARNATAKA	64011.00	5613961.00	5677972.00	39.41	90300.00	6747411.00	6837711.00	44.87	448000.00	8107500.00	8555500.00	47.44
13	KERALA	0.00	5040470.00	5040470.00	49.96	0.00	7574652.00	7574652.00	56.53	0.00	8546077.00	8546077.00	53.70
14	MADHYA PRADESH	...	...	...	...	...	...	...	...	...	...	...	...
15	MAHARASHTRA	5490.00	23228081.00	23233571.00	87.35	81092.00	23276205.00	23357297.00	86.60	149510.00	25946769.00	26096279.00	85.56
16	MANIPUR	15014.00	42226.00	57240.00	7.40	23000.00	42409.00	65409.00	4.89	22000.00	42409.00	64409.00	4.82
17	MEGHALAYA	39078.00	384904.00	423982.00	72.77	65700.00	428102.00	493802.00	53.12	6595.00	466756.00	473351.00	52.59
18	MIZORAM	21830.00	0.00	21830.00	4.16	25177.00	0.00	25177.00	3.41	36500.00	0.00	36500.00	3.69
19	NAGALAND	20000.00	6500.00	26500.00	5.92	20000.00	6500.00	26500.00	4.94	30000.00	26500.00	56500.00	9.55
20	ODISHA	341054.00	6532862.00	6873916.00	52.65	373839.00	5478733.00	5852572.00	51.58	1167820.00	5739327.00	6907147.00	57.51
21	PUNJAB	0.00	1231554.00	1231554.00	35.88	0.00	2000000.00	2000000.00	40.98	0.00	2000000.00	2000000.00	38.84
22	RAJASTHAN	0.00	440841.00	440841.00	7.34	0.00	162200.00	162200.00	2.44	0.00	2.00	2.00	0.00
23	SIKKIM	...	...	...	...	...	...	...	...	...	...	...	...
24	TAMIL NADU	0.00	8920314.00	8920314.00	62.04	0.00	9257233.00	9257233.00	64.99	0.00	9155317.00	9155317.00	63.68
25	TRIPURA	...	...	...	...	...	...	...	...	...	...	...	...
26	UTTARAKHAND	25328.00	562100.00	587428.00	25.93	24068.00	380150.00	404218.00	22.40	27349.00	380150.00	407499.00	18.33
27	UTTAR PRADESH	24853.00	8855939.00	8880792.00	67.21	2051.00	10256302.00	10258353.00	78.46	3500.00	11795100.00	11798600.00	51.76
28	WEST BENGAL	172152.00	7887867.00	8060019.00	48.27	294020.00	11378087.00	11672107.00	54.82	346420.00	11507015.00	11853435.00	53.92
TOTAL STATES		1263456.00	83150221.00	84413677.00	43.14	1377792.00	95525192.00	96902984.00	42.31	2799496.00	102590187.00	105389683.00	39.85
29	A. & N. ISLANDS	...	...	...	...	...	...	...	...	...	...	...	...
30	CHANDIGARH	4500.00	726929.00	731429.00	28.73	5500.00	440000.00	445500.00	37.00	8000.00	460020.00	468020.00	39.61
31	DADRA & NAGAR HAVELI	...	...	...	...	...	...	...	...	...	...	...	...
32	DAMAN & DIU	...	...	...	...	...	...	...	...	...	...	...	...
33	DELHI	75049.00	840000.00	915049.00	80.01	77400.00	920000.00	997400.00	71.63	130000.00	1050000.00	1180000.00	74.17
34	LAKSHADWEEP	...	...	...	...	...	...	...	...	...	...	...	...
35	PUDUCHERRY	...	...	...	...	...	...	...	...	...	...	...	...
TOTAL U.T.		79549.00	1566929.00	1646478.00	34.39	82900.00	1360000.00	1442900.00	39.08	138000.00	1510020.00	1648020.00	38.31
TOTAL (STATE & UTs)		1343005.00	84717150.00	86060155.00	42.93	1460692.00	96885192.00	98345884.00	42.26	2937496.00	104100207.00	107037703.00	39.83

. . . NICNET . . .

## STATEMENT NO. ( 14 ): PLAN &amp; NON-PLAN BUDGETED EXPENDITURE ON UNIVERSITY/DL/SCHOLARSHIPS (Sub-head wise)

ACCOUNT: REVENUE ACCOUNT  
PROGRAM: SCHOLARSHIPS

(RUPEES IN THOUSANDS)

SL. NO.	STATE/UNION TERRITORY	2010-11 (ACTUALS)				2011-12 (R.E.)				2012-13 (B.E.)			
		PLAN	NON-PLAN	TOTAL	% AGE TO TOTAL EXP. ON UNV. EDN.	PLAN	NON-PLAN	TOTAL	% AGE TO TOTAL EXP. ON UNV. EDN.	PLAN	NON-PLAN	TOTAL	% AGE TO TOTAL EXP. ON UNV. EDN.
1	ANDHRA PRADESH	2635.00	2809.00	5444.00	0.03	7475.00	30000.00	37475.00	0.15	7475.00	30000.00	37475.00	0.14
2	ARUNACHAL PRADESH	64847.00	0.00	64847.00	20.65	70000.00	0.00	70000.00	19.77	80000.00	0.00	80000.00	20.21
3	ASSAM	0.00	0.00	0.00	0.00	1000.00	5893.00	6893.00	0.07	200.00	5893.00	6093.00	0.04
4	BIHAR	0.00	0.00	0.00	0.00	0.00	0.00	0.00	0.00	5000.00	0.00	5000.00	0.02
5	CHHATTISGARH	28925.00	430.00	29355.00	0.80	30000.00	700.00	30700.00	0.68	20000.00	700.00	20700.00	0.43
6	GOA	...	...	...	...	...	...	...	...	...	...	...	...
7	GUJARAT	...	...	...	...	...	...	...	...	...	...	...	...
8	HARYANA	11331.00	5393.00	16724.00	0.24	13150.00	7600.00	20750.00	0.25	13150.00	7800.00	20950.00	0.24
9	HIMACHAL PRADESH	...	...	...	...	...	...	...	...	...	...	...	...
10	JAMMU & KASHMIR	0.00	675.00	675.00	0.03	0.00	820.00	820.00	0.02	0.00	870.00	870.00	0.02
11	JHARKHAND	...	...	...	...	...	...	...	...	...	...	...	...
12	KARNATAKA	23239.00	3271.00	26510.00	0.18	29450.00	3693.00	33143.00	0.22	35050.00	3841.00	38891.00	0.22
13	KERALA	238928.00	17040.00	255968.00	2.54	324500.00	19967.00	344467.00	2.57	277300.00	19975.00	297275.00	1.87
14	MADHYA PRADESH	5911.00	628.00	6539.00	0.12	17500.00	2776.00	20276.00	0.24	93500.00	1776.00	95276.00	1.05
15	MAHARASHTRA	159888.00	4639.00	164527.00	0.62	204000.00	8786.00	212786.00	0.79	510000.00	11748.00	521748.00	1.71
16	MANIPUR	499.00	2000.00	2499.00	0.32	1620.00	2500.00	4120.00	0.31	1620.00	2500.00	4120.00	0.31
17	MEGHALAYA	0.00	5157.00	5157.00	0.89	105.00	22921.00	23026.00	2.48	151.00	22955.00	23106.00	2.57
18	MIZORAM	1108.00	18167.00	19275.00	3.67	5000.00	5045.00	10045.00	1.36	5010.00	5700.00	10710.00	1.08
19	NAGALAND	0.00	33616.00	33616.00	7.51	0.00	42083.00	42083.00	7.84	0.00	33083.00	33083.00	5.59
20	ODISHA	59158.00	22155.00	81313.00	0.62	100000.00	60299.00	160299.00	1.41	120000.00	60299.00	180299.00	1.50
21	PUNJAB	1808.00	1808.00	1808.00	0.05	0.00	3850.00	3850.00	0.08	0.00	3850.00	3850.00	0.07
22	RAJASTHAN	4457.00	450.00	4907.00	0.08	7000.00	1000.00	8000.00	0.12	7000.00	1000.00	8000.00	0.11
23	SIKKIM	...	...	...	...	...	...	...	...	...	...	...	...
24	TAMIL NADU	79166.00	17766.00	96932.00	0.67	69600.00	17619.00	87219.00	0.61	750.00	17634.00	18384.00	0.13
25	TRIPURA	6966.00	0.00	6966.00	1.70	9550.00	0.00	9550.00	1.74	9650.00	0.00	9650.00	1.57
26	UTTARAKHAND	0.00	42.00	42.00	0.00	0.00	50.00	50.00	0.00	500.00	1.00	501.00	0.02
27	UTTAR PRADESH	0.00	0.00	0.00	0.00	2.00	0.00	2.00	0.00	2.00	0.00	2.00	0.00
28	WEST BENGAL	0.00	186.00	186.00	0.00	0.00	50.00	50.00	0.00	0.00	55.00	55.00	0.00
TOTAL STATES		687058.00	136232.00	823290.00	0.42	889952.00	235652.00	1125604.00	0.49	1186358.00	229680.00	1416038.00	0.54
29	A. & N. ISLANDS	0.00	11254.00	11254.00	6.42	500.00	11400.00	11900.00	6.13	0.00	11400.00	11400.00	5.50
30	CHANDIGARH	...	...	...	...	...	...	...	...	...	...	...	...
31	DADRA & NAGAR HAVELI	...	...	...	...	...	...	...	...	...	...	...	...
32	DAMAN & DIU	...	...	...	...	...	...	...	...	...	...	...	...
33	DELHI	...	...	...	...	...	...	...	...	...	...	...	...
34	LAKSHADWEEP	...	...	...	...	...	...	...	...	...	...	...	...
35	PUDUCHERRY	151724.00	6.00	151730.00	18.36	168619.00	25.00	168644.00	21.20	202440.00	50.00	202490.00	18.21
TOTAL U.T.		151724.00	11260.00	162984.00	3.40	169119.00	11425.00	180544.00	4.89	202440.00	11450.00	213890.00	4.97
TOTAL (STATE & UTs)		838782.00	147492.00	986274.00	0.49	1059071.00	247077.00	1306148.00	0.56	1388798.00	241130.00	1629928.00	0.61

..NICNET..

## STATEMENT NO. ( 14 ): PLAN &amp; NON-PLAN BUDGETED EXPENDITURE ON UNIVERSITY/DL/SCHOLARSHIPS (Sub-head wise)

ACCOUNT: REVENUE ACCOUNT  
PROGRAM: OTHER EXPENDITURE

(RUPEES IN THOUSANDS)

SL. NO.	STATE/UNION TERRITORY	2010-11 (ACTUALS)				2011-12 (R.E.)				2012-13 (B.E.)			
		PLAN	NON-PLAN	TOTAL	% AGE TO TOTAL EXP. ON UNV. EDN.	PLAN	NON-PLAN	TOTAL	% AGE TO TOTAL EXP. ON UNV. EDN.	PLAN	NON-PLAN	TOTAL	% AGE TO TOTAL EXP. ON UNV. EDN.
1	ANDHRA PRADESH	6751.00	1669.00	8420.00	0.05	61258.00	4374.00	65632.00	0.27	66458.00	4531.00	70989.00	0.26
2	ARUNACHAL PRADESH	4797.00	0.00	4797.00	1.53	2867.00	0.00	2867.00	0.81	2500.00	0.00	2500.00	0.63
3	ASSAM	20600.00	128258.00	148858.00	1.82	252400.00	6951.00	259351.00	2.72	389699.00	7432.00	397131.00	2.66
4	BIHAR	0.00	17247.00	17247.00	0.15	308000.00	16310.00	324310.00	1.76	0.00	5225.00	5225.00	0.02
5	CHHATTISGARH	0.00	0.00	0.00	0.00	2500.00	0.00	2500.00	0.06	2500.00	0.00	2500.00	0.05
6	GOA	1689.00	1785.00	3474.00	0.25	835.00	2000.00	2835.00	0.23	66913.00	2300.00	69213.00	4.81
7	GUJARAT	92103.00	20750.00	112853.00	1.31	104500.00	19391.00	123891.00	1.24	117700.00	19242.00	136942.00	1.59
8	HARYANA	438066.00	0.00	438066.00	6.23	492050.00	0.00	492050.00	5.98	535500.00	0.00	535500.00	6.18
9	HIMACHAL PRADESH	54215.00	33496.00	87711.00	4.78	178937.00	24662.00	203599.00	8.51	66681.00	47375.00	114056.00	4.73
10	JAMMU & KASHMIR	...	...	...	...	...	...	...	...	...	...	...	...
11	JHARKHAND	649000.00	0.00	649000.00	18.78	524000.00	0.00	524000.00	10.61	830000.00	0.00	830000.00	13.22
12	KARNATAKA	246102.00	31483.00	277585.00	1.93	295000.00	82356.00	377356.00	2.48	285000.00	26500.00	311500.00	1.73
13	KERALA	138296.00	92851.00	231147.00	2.29	109300.00	154960.00	264260.00	1.97	344000.00	85445.00	429445.00	2.70
14	MADHYA PRADESH	0.00	3400.00	3400.00	0.06	0.00	4000.00	4000.00	0.05	0.00	4000.00	4000.00	0.04
15	MAHARASHTRA	0.00	0.00	0.00	0.00	42575.00	0.00	42575.00	0.16	144700.00	0.00	144700.00	0.47
16	MANIPUR	71596.00	4558.00	76154.00	9.84	12200.00	11913.00	24113.00	1.80	12200.00	12504.00	24704.00	1.85
17	MEGHALAYA	16028.00	340.00	16368.00	2.81	173430.00	646.00	174076.00	18.73	197614.00	670.00	198284.00	22.03
18	MIZORAM	...	...	...	...	...	...	...	...	...	...	...	...
19	NAGALAND	...	...	...	...	...	...	...	...	...	...	...	...
20	ODISHA	945481.00	500.00	945981.00	7.25	874048.00	501.00	874549.00	7.71	516501.00	15500.00	532001.00	4.43
21	PUNJAB	8272.00	149913.00	158185.00	4.61	10000.00	198745.00	208745.00	4.28	40700.00	433000.00	473700.00	9.20
22	RAJASTHAN	20746.00	176891.00	197637.00	3.29	127223.00	243301.00	370524.00	5.57	136963.00	313630.00	450593.00	6.35
23	SIKKIM	...	...	...	...	...	...	...	...	...	...	...	...
24	TAMIL NADU	5252.00	1010.00	6262.00	0.04	16687.00	934.00	17621.00	0.12	201.00	1001.00	1202.00	0.01
25	TRIPURA	0.00	200.00	200.00	0.05	0.00	170.00	170.00	0.03	0.00	210.00	210.00	0.03
26	UTTARAKHAND	134507.00	23095.00	157602.00	6.96	153925.00	27486.00	181411.00	10.05	213380.00	600.00	213980.00	9.63
27	UTTAR PRADESH	6877.00	1751857.00	1758734.00	13.31	7250.00	12703.00	19953.00	0.15	7880.00	8012888.00	8020768.00	35.19
28	WEST BENGAL	53200.00	25948.00	79148.00	0.47	158407.00	44154.00	202561.00	0.95	187610.00	49021.00	236631.00	1.08
TOTAL STATES		2913578.00	2465251.00	5378829.00	2.75	3907392.00	855557.00	4762949.00	2.08	4164700.00	9041074.00	13205774.00	4.99
29	A. & N. ISLANDS	...	...	...	...	...	...	...	...	...	...	...	...
30	CHANDIGARH	0.00	1971.00	1971.00	0.08	0.00	2700.00	2700.00	0.22	5200.00	4825.00	10025.00	0.85
31	DADRA & NAGAR HAVELI	...	...	...	...	...	...	...	...	...	...	...	...
32	DAMAN & DIU	...	...	...	...	...	...	...	...	...	...	...	...
33	DELHI	72506.00	0.00	72506.00	6.34	186500.00	0.00	186500.00	13.39	202000.00	0.00	202000.00	12.70
34	LAKSHADWEEP	...	...	...	...	...	...	...	...	...	...	...	...
35	PUDUCHERRY	7500.00	0.00	7500.00	0.91	0.00	0.00	0.00	0.00	12000.00	0.00	12000.00	1.08
TOTAL U.T.		80006.00	1971.00	81977.00	1.71	186500.00	2700.00	189200.00	5.12	219200.00	4825.00	224025.00	5.21
TOTAL (STATE & UTs)		2993584.00	2467222.00	5460806.00	2.72	4093892.00	858257.00	4952149.00	2.13	4383900.00	9045899.00	13429799.00	5.00

. . . NICNET . . .

## STATEMENT NO. ( 15 ): PLAN &amp; NON-PLAN BUDGETED EXPENDITURE ON TECHNICAL EDUCATION

ACCOUNT: REVENUE ACCOUNT  
PROGRAM: TOTAL EXPENDITURE

(RUPEES IN THOUSANDS)

SL. NO.	STATE/UNION TERRITORY	2010-11 (ACTUALS)				2011-12 (R.E.)				2012-13 (B.E.)			
		PLAN	NON-PLAN	TOTAL	% AGE TO TOTAL EXP. ON EDUCATION	PLAN	NON-PLAN	TOTAL	% AGE TO TOTAL EXP. ON EDUCATION	PLAN	NON-PLAN	TOTAL	% AGE TO TOTAL EXP. ON EDUCATION
1	ANDHRA PRADESH	3538390.00	2921165.00	6459555.00	5.48	5415100.00	2113373.00	7528473.00	4.74	6445100.00	3445812.00	9890912.00	5.48
2	ARUNACHAL PRADESH	46324.00	0.00	46324.00	1.08	2240.00	39040.00	41280.00	0.76	4155.00	40495.00	44650.00	0.90
3	ASSAM	217355.00	675302.00	892657.00	1.50	338200.00	770086.00	1108286.00	1.66	736770.00	851490.00	1588260.00	1.86
4	BIHAR	70877.00	328620.00	399497.00	0.50	87948.00	610270.00	698218.00	0.65	111912.00	511721.00	623633.00	0.50
5	CHHATTISGARH	70116.00	380688.00	450804.00	1.35	146900.00	433150.00	580050.00	1.26	176600.00	487410.00	664010.00	1.29
6	GOA	234857.00	224459.00	459316.00	5.78	440635.00	316410.00	757045.00	8.32	432723.00	259980.00	692703.00	6.70
7	GUJARAT	961035.00	1671873.00	2632908.00	2.47	1394590.00	2256414.00	3651004.00	3.13	1888366.00	1801595.00	3689961.00	3.08
8	HARYANA	1229880.00	722766.00	1952646.00	3.38	3175600.00	788800.00	3964400.00	5.73	2165000.00	890506.00	3055506.00	3.63
9	HIMACHAL PRADESH	18089.00	197306.00	215395.00	0.84	20654.00	232168.00	252822.00	0.83	51003.00	255308.00	306311.00	0.91
10	JAMMU & KASHMIR	0.00	453699.00	453699.00	2.31	47787.00	688486.00	736273.00	2.28	80000.00	702710.00	782710.00	2.26
11	JHARKHAND	451282.00	268403.00	719685.00	2.04	532640.00	505785.00	1038425.00	2.22	1098580.00	344636.00	1443216.00	2.57
12	KARNATAKA	1224710.00	1512958.00	2737668.00	2.63	1545320.00	2616014.00	4161334.00	3.40	1557400.00	2487635.00	4045035.00	2.79
13	KERALA	724260.00	2479191.00	3203451.00	4.80	852502.00	3093617.00	3946119.00	4.34	2208200.00	3615889.00	5824089.00	5.82
14	MADHYA PRADESH	323437.00	1060169.00	1383606.00	2.11	268003.00	1379974.00	1647977.00	1.74	352852.00	1651065.00	2003917.00	1.96
15	MAHARASHTRA	536366.00	8501688.00	9038054.00	3.49	793310.00	11105804.00	11899114.00	4.17	2135870.00	10037091.00	12172961.00	3.90
16	MANIPUR	69066.00	35267.00	104333.00	2.09	15000.00	48392.00	63392.00	1.00	20000.00	49752.00	69752.00	1.05
17	MEGHALAYA	29555.00	36283.00	65838.00	1.00	167000.00	28000.00	195000.00	2.94	110000.00	62800.00	172800.00	2.31
18	MIZORAM	39039.00	19261.00	58300.00	0.98	57567.00	23390.00	80957.00	1.40	52282.00	30585.00	82867.00	1.23
19	NAGALAND	13694.00	60182.00	73876.00	1.36	14950.00	76102.00	91052.00	1.49	10500.00	90202.00	100702.00	1.44
20	ODISHA	207096.00	677018.00	884114.00	1.39	468595.00	607395.00	1075990.00	1.53	433523.00	652194.00	1085717.00	1.41
21	PUNJAB	19990.00	634493.00	654483.00	1.65	44575.00	754191.00	798766.00	1.40	129375.00	782965.00	912340.00	1.48
22	RAJASTHAN	121155.00	568911.00	690066.00	0.69	241551.00	614468.00	856019.00	0.72	279776.00	815635.00	1095411.00	0.80
23	SIKKIM	5763.00	0.00	5763.00	0.20	13769.00	0.00	13769.00	0.50	13503.00	0.00	13503.00	0.49
24	TAMIL NADU	2316802.00	3004374.00	5321176.00	3.96	4010955.00	2816358.00	6827313.00	4.60	6471472.00	2671361.00	9142833.00	5.41
25	TRIPURA	8951.00	71375.00	80326.00	0.98	7900.00	93917.00	101817.00	1.14	8150.00	110345.00	118495.00	1.19
26	UTTARAKHAND	275488.00	447005.00	722493.00	2.31	371508.00	445129.00	816637.00	2.65	492875.00	457209.00	950084.00	2.35
27	UTTAR PRADESH	42162.00	1696608.00	1738770.00	0.94	299166.00	1517103.00	1816269.00	0.74	536132.00	1795628.00	2331760.00	0.80
28	WEST BENGAL	1228639.00	1537540.00	2766179.00	2.04	1379798.00	1768138.00	3147936.00	1.89	2399165.00	2030410.00	4429575.00	2.61
TOTAL STATES		14016278.00	30186604.00	44202882.00	2.51	22153763.00	35741974.00	57895737.00	2.68	30401284.00	36932429.00	67333713.00	2.77
29	A. & N. ISLANDS	63796.00	27782.00	91578.00	3.34	82700.00	31300.00	114000.00	3.46	81800.00	34900.00	116700.00	3.11
30	CHANDIGARH	52513.00	305454.00	357967.00	7.28	146800.00	265900.00	412700.00	11.11	212200.00	352700.00	564900.00	13.24
31	DADRA & NAGAR HAVELI	20455.00	0.00	20455.00	3.32	20100.00	0.00	20100.00	2.71	30200.00	0.00	30200.00	2.82
32	DAMAN & DIU	23556.00	4543.00	28099.00	6.55	27200.00	5800.00	33000.00	6.54	50000.00	6900.00	56900.00	9.05
33	DELHI	1081330.00	723644.00	1804974.00	4.86	1305200.00	670196.00	1975396.00	4.42	1393800.00	898284.00	2292084.00	4.49
34	LAKSHADWEEP	...	...	...	...	...	...	...	...	...	...	...	...
35	PUDUCHERRY	489466.00	33989.00	523455.00	10.67	349591.00	45303.00	394894.00	8.70	527565.00	61676.00	589241.00	10.07
TOTAL U.T.		1731116.00	1095412.00	2826528.00	5.49	1931591.00	1018499.00	2950090.00	5.07	2295565.00	1354460.00	3650025.00	5.41
TOTAL (STATE & UTs)		15747394.00	31282016.00	47029410.00	2.59	24085354.00	36760473.00	60845827.00	2.75	32696849.00	38286889.00	70983738.00	2.84
CENTRE TOTAL		40468856.00	19234900.00	59703756.00	11.50	55150000.00	23111100.00	78261100.00	12.76	66800000.00	24716000.00	91516000.00	12.36
GRAND TOTAL		56216250.00	50516916.00	106733166.00	4.57	79235354.00	59871573.00	139106927.00	4.92	99496849.00	63002889.00	162499738.00	5.02

..NICNET..

## STATEMENT NO. ( 16 ): PLAN &amp; NON-PLAN BUDGETED EXPENDITURE ON TECHNICAL EDUCATION (Sub-head wise)

ACCOUNT: REVENUE ACCOUNT  
PROGRAM: DIRECTION & ADMINISTRATION

(RUPEES IN THOUSANDS)

SL. NO.	STATE/UNION TERRITORY	2010-11 (ACTUALS)				2011-12 (R.E.)				2012-13 (B.E.)			
		PLAN	NON-PLAN	TOTAL	% AGE TO TOTAL EXP. ON TEC. EDN.	PLAN	NON-PLAN	TOTAL	% AGE TO TOTAL EXP. ON TEC. EDN.	PLAN	NON-PLAN	TOTAL	% AGE TO TOTAL EXP. ON TEC. EDN.
1	ANDHRA PRADESH	542.00	69083.00	69625.00	1.08	2183.00	70033.00	72216.00	0.96	2183.00	76796.00	78979.00	0.80
2	ARUNACHAL PRADESH	...	...	...	...	...	...	...	...	...	...	...	...
3	ASSAM	216978.00	19550.00	236528.00	26.50	326280.00	47360.00	373640.00	33.71	712250.00	27901.00	740151.00	46.60
4	BIHAR	0.00	30137.00	30137.00	7.54	0.00	38218.00	38218.00	5.47	0.00	37225.00	37225.00	5.97
5	CHHATTISGARH	0.00	20086.00	20086.00	4.46	0.00	27280.00	27280.00	4.70	0.00	29500.00	29500.00	4.44
6	GOA	...	...	...	...	...	...	...	...	...	...	...	...
7	GUJARAT	29896.00	55338.00	85234.00	3.24	32818.00	62974.00	95792.00	2.62	65115.00	64832.00	129947.00	3.52
8	HARYANA	11850.00	36389.00	48239.00	2.47	13000.00	39785.00	52785.00	1.33	14000.00	52986.00	66986.00	2.19
9	HIMACHAL PRADESH	0.00	15404.00	15404.00	7.15	0.00	21411.00	21411.00	8.47	0.00	18412.00	18412.00	6.01
10	JAMMU & KASHMIR	0.00	405407.00	405407.00	89.36	47787.00	594505.00	642292.00	87.24	80000.00	608509.00	688509.00	87.96
11	JHARKHAND	58200.00	12281.00	70481.00	9.79	0.00	18884.00	18884.00	1.82	238100.00	14531.00	252631.00	17.50
12	KARNATAKA	9629.00	55797.00	65426.00	2.39	13564.00	76178.00	89742.00	2.16	11126.00	73757.00	84883.00	2.10
13	KERALA	4570.00	49879.00	54449.00	1.70	5000.00	62113.00	67113.00	1.70	7100.00	67356.00	74456.00	1.28
14	MADHYA PRADESH	2262.00	47470.00	49732.00	3.59	15000.00	63169.00	78169.00	4.74	21803.00	67923.00	89726.00	4.48
15	MAHARASHTRA	3581.00	261501.00	265082.00	2.93	21364.00	316868.00	338232.00	2.84	38500.00	318600.00	357100.00	2.93
16	MANIPUR	1500.00	2937.00	4437.00	4.25	1000.00	4240.00	5240.00	8.27	2000.00	3421.00	5421.00	7.77
17	MEGHALAYA	4337.00	2446.00	6783.00	10.30	25400.00	3010.00	28410.00	14.57	14009.00	2734.00	16743.00	9.69
18	MIZORAM	6355.00	0.00	6355.00	12.66	6162.00	0.00	6162.00	7.61	8644.00	0.00	8644.00	10.43
19	NAGALAND	5350.00	11316.00	16666.00	22.56	6200.00	15158.00	21358.00	23.46	3000.00	16871.00	19871.00	19.73
20	ODISHA	0.00	38555.00	38555.00	4.36	0.00	39823.00	39823.00	3.70	0.00	41208.00	41208.00	3.80
21	PUNJAB	0.00	34613.00	34613.00	5.29	0.00	47843.00	47843.00	5.99	0.00	55491.00	55491.00	6.08
22	RAJASTHAN	0.00	61684.00	61684.00	8.94	0.00	64598.00	64598.00	7.55	3500.00	67555.00	71055.00	6.49
23	SIKKIM	5763.00	0.00	5763.00	100.00	13769.00	0.00	13769.00	100.00	13503.00	0.00	13503.00	100.00
24	TAMIL NADU	1485288.00	201787.00	1687075.00	31.70	2286725.00	211926.00	2498651.00	36.60	3489190.00	227086.00	3716276.00	40.65
25	TRIPURA	...	...	...	...	...	...	...	...	...	...	...	...
26	UTTARAKHAND	104.00	6193.00	6297.00	0.87	0.00	7921.00	7921.00	0.97	0.00	8602.00	8602.00	0.91
27	UTTAR PRADESH	0.00	78131.00	78131.00	4.49	0.00	88552.00	88552.00	4.88	0.00	104143.00	104143.00	4.47
28	WEST BENGAL	0.00	38532.00	38532.00	1.39	0.00	52640.00	52640.00	1.67	0.00	61002.00	61002.00	1.38
TOTAL STATES		1846205.00	1554516.00	3400721.00	7.69	2816252.00	1974489.00	4790741.00	8.27	4724023.00	2046441.00	6770464.00	10.06
29	A. & N. ISLANDS	...	...	...	...	...	...	...	...	...	...	...	...
30	CHANDIGARH	0.00	11456.00	11456.00	3.20	16300.00	11920.00	28220.00	6.84	19700.00	12425.00	32125.00	5.69
31	DADRA & NAGAR HAVELI	...	...	...	...	...	...	...	...	...	...	...	...
32	DAMAN & DIU	5585.00	4543.00	10128.00	36.04	6200.00	5800.00	12000.00	36.36	15000.00	6900.00	21900.00	38.49
33	DELHI	30008.00	38218.00	68226.00	3.78	33000.00	47386.00	80386.00	4.07	33000.00	49785.00	82785.00	3.61
34	LAKSHADWEEP	...	...	...	...	...	...	...	...	...	...	...	...
35	PUDUCHERRY	...	...	...	...	...	...	...	...	...	...	...	...
TOTAL U.T.		35593.00	54217.00	89810.00	3.18	55500.00	65106.00	120606.00	4.09	67700.00	69110.00	136810.00	3.75
TOTAL (STATE & UTs)		1881798.00	1608733.00	3490531.00	7.42	2871752.00	2039595.00	4911347.00	8.07	4791723.00	2115551.00	6907274.00	9.73

. . . NICNET . . .

## STATEMENT NO. ( 16 ): PLAN &amp; NON-PLAN BUDGETED EXPENDITURE ON TECHNICAL EDUCATION (Sub-head wise)

ACCOUNT: REVENUE ACCOUNT  
PROGRAM: TECHNICAL SCHOOLS

(RUPEES IN THOUSANDS)

SL. NO.	STATE/UNION TERRITORY	2010-11 (ACTUALS)				2011-12 (R.E.)				2012-13 (B.E.)			
		PLAN	NON-PLAN	TOTAL	% AGE TO TOTAL EXP. ON TEC. EDN.	PLAN	NON-PLAN	TOTAL	% AGE TO TOTAL EXP. ON TEC. EDN.	PLAN	NON-PLAN	TOTAL	% AGE TO TOTAL EXP. ON TEC. EDN.
1	ANDHRA PRADESH	...	...	...	...	...	...	...	...	...	...	...	...
2	ARUNACHAL PRADESH	...	...	...	...	...	...	...	...	...	...	...	...
3	ASSAM	0.00	12378.00	12378.00	1.39	0.00	34268.00	34268.00	3.09	0.00	25610.00	25610.00	1.61
4	BIHAR	0.00	6917.00	6917.00	1.73	0.00	10240.00	10240.00	1.47	0.00	10295.00	10295.00	1.65
5	CHHATTISGARH	...	...	...	...	...	...	...	...	...	...	...	...
6	GOA	90940.00	22156.00	113096.00	24.62	185560.00	30710.00	216270.00	28.57	199018.00	34580.00	233598.00	33.72
7	GUJARAT	5380.00	263179.00	268559.00	10.20	6150.00	293449.00	299599.00	8.21	7100.00	273281.00	280381.00	7.60
8	HARYANA	...	...	...	...	...	...	...	...	...	...	...	...
9	HIMACHAL PRADESH	...	...	...	...	...	...	...	...	...	...	...	...
10	JAMMU & KASHMIR	...	...	...	...	...	...	...	...	...	...	...	...
11	JHARKHAND	0.00	1816.00	1816.00	0.25	0.00	3198.00	3198.00	0.31	0.00	2780.00	2780.00	0.19
12	KARNATAKA	0.00	23500.00	23500.00	0.86	0.00	24945.00	24945.00	0.60	5000.00	27959.00	32959.00	0.81
13	KERALA	5052.00	254721.00	259773.00	8.11	10000.00	386586.00	396586.00	10.05	20000.00	409018.00	429018.00	7.37
14	MADHYA PRADESH	...	...	...	...	...	...	...	...	...	...	...	...
15	MAHARASHTRA	8627.00	649477.00	658104.00	7.28	69506.00	719640.00	789146.00	6.63	181912.00	748903.00	930815.00	7.65
16	MANIPUR	...	...	...	...	...	...	...	...	...	...	...	...
17	MEGHALAYA	0.00	0.00	0.00	0.00	50150.00	0.00	50150.00	25.72	50002.00	0.00	50002.00	28.94
18	MIZORAM	...	...	...	...	...	...	...	...	...	...	...	...
19	NAGALAND	...	...	...	...	...	...	...	...	...	...	...	...
20	ODISHA	0.00	3682.00	3682.00	0.42	0.00	3756.00	3756.00	0.35	0.00	3630.00	3630.00	0.33
21	PUNJAB	...	...	...	...	...	...	...	...	...	...	...	...
22	RAJASTHAN	...	...	...	...	...	...	...	...	...	...	...	...
23	SIKKIM	...	...	...	...	...	...	...	...	...	...	...	...
24	TAMIL NADU	...	...	...	...	...	...	...	...	...	...	...	...
25	TRIPURA	...	...	...	...	...	...	...	...	...	...	...	...
26	UTTARAKHAND	...	...	...	...	...	...	...	...	...	...	...	...
27	UTTAR PRADESH	18288.00	795219.00	813507.00	46.79	56857.00	1003872.00	1060729.00	58.40	249127.00	1212644.00	1461771.00	62.69
28	WEST BENGAL	75.00	79781.00	79856.00	2.89	2100.00	86895.00	88995.00	2.83	6100.00	98840.00	104940.00	2.37
TOTAL STATES		128362.00	2112826.00	2241188.00	5.07	380323.00	2597559.00	2977882.00	5.14	718259.00	2847540.00	3565799.00	5.30
29	A. & N. ISLANDS	...	...	...	...	...	...	...	...	...	...	...	...
30	CHANDIGARH	...	...	...	...	...	...	...	...	...	...	...	...
31	DADRA & NAGAR HAVELI	...	...	...	...	...	...	...	...	...	...	...	...
32	DAMAN & DIU	...	...	...	...	...	...	...	...	...	...	...	...
33	DELHI	...	...	...	...	...	...	...	...	...	...	...	...
34	LAKSHADWEEP	...	...	...	...	...	...	...	...	...	...	...	...
35	PUDUCHERRY	0.00	8331.00	8331.00	1.59	0.00	7680.00	7680.00	1.94	0.00	9200.00	9200.00	1.56
TOTAL U.T.		0.00	8331.00	8331.00	0.29	0.00	7680.00	7680.00	0.26	0.00	9200.00	9200.00	0.25
TOTAL (STATE & UTs)		128362.00	2121157.00	2249519.00	4.78	380323.00	2605239.00	2985562.00	4.91	718259.00	2856740.00	3574999.00	5.04

..NICNET..

## STATEMENT NO. ( 16 ): PLAN &amp; NON-PLAN BUDGETED EXPENDITURE ON TECHNICAL EDUCATION (Sub-head wise)

ACCOUNT: REVENUE ACCOUNT  
PROGRAM: POLYTECHNICS

(RUPEES IN THOUSANDS)

SL. NO.	STATE/UNION TERRITORY	2010-11 (ACTUALS)				2011-12 (R.E.)				2012-13 (B.E.)			
		PLAN	NON-PLAN	TOTAL	% AGE TO TOTAL EXP. ON TEC. EDN.	PLAN	NON-PLAN	TOTAL	% AGE TO TOTAL EXP. ON TEC. EDN.	PLAN	NON-PLAN	TOTAL	% AGE TO TOTAL EXP. ON TEC. EDN.
1	ANDHRA PRADESH	196816.00	2777448.00	2974264.00	46.04	341791.00	1953936.00	2295727.00	30.49	284041.00	2394544.00	2678585.00	27.08
2	ARUNACHAL PRADESH	45524.00	0.00	45524.00	98.27	1240.00	39040.00	40280.00	97.58	2155.00	40495.00	42650.00	95.52
3	ASSAM	377.00	389865.00	390242.00	43.72	7680.00	446000.00	453680.00	40.94	7770.00	478303.00	486073.00	30.60
4	BIHAR	1682.00	163151.00	164833.00	41.26	8637.00	265149.00	273786.00	39.21	6321.00	245323.00	251644.00	40.35
5	CHHATTISGARH	18697.00	241692.00	260389.00	57.76	52900.00	268600.00	321500.00	55.43	76810.00	315850.00	392660.00	59.13
6	GOA	79224.00	60142.00	139366.00	30.34	153710.00	144200.00	297910.00	39.35	125175.00	72200.00	197375.00	28.49
7	GUJARAT	441077.00	742550.00	1183627.00	44.96	648674.00	945321.00	1593995.00	43.66	714400.00	800324.00	1514724.00	41.05
8	HARYANA	628827.00	392386.00	1021213.00	52.30	2318600.00	400695.00	2719295.00	68.59	1435000.00	490680.00	1925680.00	63.02
9	HIMACHAL PRADESH	10796.00	158423.00	169219.00	78.56	4654.00	164212.00	168866.00	66.79	30000.00	197379.00	227379.00	74.23
10	JAMMU & KASHMIR	...	...	...	...	...	...	...	...	...	...	...	...
11	JHARKHAND	9834.00	140121.00	149955.00	20.84	39830.00	247640.00	287470.00	27.68	7400.00	178887.00	186287.00	12.91
12	KARNATAKA	408202.00	597223.00	1005425.00	36.73	540787.00	989778.00	1530565.00	36.78	416174.00	1205122.00	1621296.00	40.08
13	KERALA	63302.00	757985.00	821287.00	25.64	85001.00	1058824.00	1143825.00	28.99	679000.00	1122134.00	1801134.00	30.93
14	MADHYA PRADESH	54231.00	635392.00	689623.00	49.84	61002.00	729054.00	790056.00	47.94	74787.00	912349.00	987136.00	49.26
15	MAHARASHTRA	264206.00	1448875.00	1713081.00	18.95	277344.00	1919287.00	2196631.00	18.46	345700.00	1804525.00	2150225.00	17.66
16	MANIPUR	2020.00	32319.00	34339.00	32.91	4000.00	43802.00	47802.00	75.41	8000.00	45981.00	53981.00	77.39
17	MEGHALAYA	18111.00	33837.00	51948.00	78.90	73500.00	24470.00	97970.00	50.24	29060.00	59546.00	88606.00	51.28
18	MIZORAM	24584.00	19261.00	43845.00	87.34	31405.00	23390.00	54795.00	67.68	43638.00	30585.00	74223.00	89.57
19	NAGALAND	550.00	40766.00	41316.00	55.93	1250.00	52844.00	54094.00	59.41	0.00	55231.00	55231.00	54.85
20	ODISHA	10500.00	161688.00	172188.00	19.48	129152.00	157192.00	286344.00	26.61	40201.00	186262.00	226463.00	20.86
21	PUNJAB	19990.00	461789.00	481779.00	73.61	44575.00	570519.00	615094.00	77.01	112500.00	591486.00	703986.00	77.16
22	RAJASTHAN	95405.00	452977.00	548382.00	79.47	132000.00	510865.00	642865.00	75.10	169775.00	715074.00	884849.00	80.78
23	SIKKIM	...	...	...	...	...	...	...	...	...	...	...	...
24	TAMIL NADU	142944.00	1383953.00	1526897.00	28.69	157639.00	1464417.00	1622056.00	23.76	168908.00	1575174.00	1744082.00	19.08
25	TRIPURA	5293.00	38683.00	43976.00	54.75	3950.00	52792.00	56742.00	55.73	4000.00	61575.00	65575.00	55.34
26	UTTARAKHAND	76629.00	219586.00	296215.00	41.00	186704.00	230554.00	417258.00	51.09	248864.00	287905.00	536769.00	56.50
27	UTTAR PRADESH	2000.00	8474.00	10474.00	0.60	5804.00	18709.00	24513.00	1.35	4003.00	14434.00	18437.00	0.79
28	WEST BENGAL	86672.00	727634.00	814306.00	29.44	96300.00	843855.00	940155.00	29.87	194684.00	977329.00	1172013.00	26.46
TOTAL STATES		2707493.00	12086220.00	14793713.00	33.47	5408129.00	13565145.00	18973274.00	32.77	5228366.00	14858697.00	20087063.00	29.83
29	A. & N. ISLANDS	63796.00	27782.00	91578.00	100.00	82700.00	31300.00	114000.00	100.00	81800.00	34900.00	116700.00	100.00
30	CHANDIGARH	30113.00	71926.00	102039.00	28.51	41300.00	80380.00	121680.00	29.48	40600.00	87275.00	127875.00	22.64
31	DADRA & NAGAR HAVELI	20455.00	0.00	20455.00	100.00	20100.00	0.00	20100.00	100.00	30200.00	0.00	30200.00	100.00
32	DAMAN & DIU	16390.00	0.00	16390.00	58.33	19100.00	0.00	19100.00	57.88	31200.00	0.00	31200.00	54.83
33	DELHI	82306.00	504232.00	586538.00	32.50	107400.00	413182.00	520582.00	26.35	124500.00	473338.00	597838.00	26.08
34	LAKSHADWEEP	...	...	...	...	...	...	...	...	...	...	...	...
35	PUDUCHERRY	258466.00	25626.00	284092.00	54.27	156891.00	37593.00	194484.00	49.25	223065.00	52376.00	275441.00	46.75
TOTAL U.T.		471526.00	629566.00	1101092.00	38.96	427491.00	562455.00	989946.00	33.56	531365.00	647889.00	1179254.00	32.31
TOTAL (STATE & UTs)		3179019.00	12715786.00	15894805.00	33.80	5835620.00	14127600.00	19963220.00	32.81	5759731.00	15506586.00	21266317.00	29.96

. . . NICNET . . .



## STATEMENT NO. ( 16 ): PLAN &amp; NON-PLAN BUDGETED EXPENDITURE ON TECHNICAL EDUCATION (Sub-head wise)

ACCOUNT: REVENUE ACCOUNT  
PROGRAM: ASSISTANCE TO UNIVERSITIES FOR TECHNICAL EDUCATION

(RUPEES IN THOUSANDS)

SL. NO.	STATE/UNION TERRITORY	2010-11 (ACTUALS)				2011-12 (R.E.)				2012-13 (B.E.)			
		PLAN	NON-PLAN	TOTAL	% AGE TO TOTAL EXP. ON TEC. EDN.	PLAN	NON-PLAN	TOTAL	% AGE TO TOTAL EXP. ON TEC. EDN.	PLAN	NON-PLAN	TOTAL	% AGE TO TOTAL EXP. ON TEC. EDN.
1	ANDHRA PRADESH	2544170.00	0.00	2544170.00	39.39	3816064.00	0.00	3816064.00	50.69	4670000.00	880000.00	5550000.00	56.11
2	ARUNACHAL PRADESH	...	...	...	...	...	...	...	...	...	...	...	...
3	ASSAM	...	...	...	...	...	...	...	...	...	...	...	...
4	BIHAR	0.00	16406.00	16406.00	4.11	0.00	17885.00	17885.00	2.56	0.00	22500.00	22500.00	3.61
5	CHHATTISGARH	12000.00	0.00	12000.00	2.66	13000.00	0.00	13000.00	2.24	13000.00	0.00	13000.00	1.96
6	GOA	...	...	...	...	...	...	...	...	...	...	...	...
7	GUJARAT	...	...	...	...	...	...	...	...	...	...	...	...
8	HARYANA	450000.00	0.00	450000.00	23.05	750000.00	0.00	750000.00	18.92	300000.00	0.00	300000.00	9.82
9	HIMACHAL PRADESH	...	...	...	...	...	...	...	...	...	...	...	...
10	JAMMU & KASHMIR	0.00	48292.00	48292.00	10.64	0.00	93981.00	93981.00	12.76	0.00	94201.00	94201.00	12.04
11	JHARKHAND	0.00	0.00	0.00	0.00	0.00	0.00	0.00	0.00	97500.00	0.00	97500.00	6.76
12	KARNATAKA	...	...	...	...	...	...	...	...	...	...	...	...
13	KERALA	211300.00	244800.00	456100.00	14.24	120100.00	292560.00	412660.00	10.46	145000.00	360000.00	505000.00	8.67
14	MADHYA PRADESH	...	...	...	...	...	...	...	...	...	...	...	...
15	MAHARASHTRA	40000.00	74952.00	114952.00	1.27	35625.00	81955.00	117580.00	0.99	180000.00	98516.00	278516.00	2.29
16	MANIPUR	...	...	...	...	...	...	...	...	...	...	...	...
17	MEGHALAYA	...	...	...	...	...	...	...	...	...	...	...	...
18	MIZORAM	0.00	0.00	0.00	0.00	20000.00	0.00	20000.00	24.70	0.00	0.00	0.00	0.00
19	NAGALAND	...	...	...	...	...	...	...	...	...	...	...	...
20	ODISHA	...	...	...	...	...	...	...	...	...	...	...	...
21	PUNJAB	...	...	...	...	...	...	...	...	...	...	...	...
22	RAJASTHAN	12000.00	28250.00	40250.00	5.83	26100.00	2.00	26102.00	3.05	40001.00	2.00	40003.00	3.65
23	SIKKIM	...	...	...	...	...	...	...	...	...	...	...	...
24	TAMIL NADU	0.00	856803.00	856803.00	16.10	0.00	571414.00	571414.00	8.37	0.00	260410.00	260410.00	2.85
25	TRIPURA	...	...	...	...	...	...	...	...	...	...	...	...
26	UTTARAKHAND	...	...	...	...	...	...	...	...	...	...	...	...
27	UTTAR PRADESH	...	...	...	...	...	...	...	...	...	...	...	...
28	WEST BENGAL	15000.00	378141.00	393141.00	14.21	33000.00	415951.00	448951.00	14.26	35000.00	473657.00	508657.00	11.48
	TOTAL STATES	3284470.00	1647644.00	4932114.00	11.16	4813889.00	1473748.00	6287637.00	10.86	5480501.00	2189286.00	7669787.00	11.39
29	A. & N. ISLANDS	...	...	...	...	...	...	...	...	...	...	...	...
30	CHANDIGARH	...	...	...	...	...	...	...	...	...	...	...	...
31	DADRA & NAGAR HAVELI	...	...	...	...	...	...	...	...	...	...	...	...
32	DAMAN & DIU	...	...	...	...	...	...	...	...	...	...	...	...
33	DELHI	...	...	...	...	...	...	...	...	...	...	...	...
34	LAKSHADWEEP	...	...	...	...	...	...	...	...	...	...	...	...
35	PUDUCHERRY	...	...	...	...	...	...	...	...	...	...	...	...
	TOTAL U.T.	0.00	0.00	0.00	0.00	0.00	0.00	0.00	0.00	0.00	0.00	0.00	0.00
	TOTAL (STATE & UTs)	3284470.00	1647644.00	4932114.00	10.49	4813889.00	1473748.00	6287637.00	10.33	5480501.00	2189286.00	7669787.00	10.80

..NICNET..

## STATEMENT NO. ( 16 ): PLAN &amp; NON-PLAN BUDGETED EXPENDITURE ON TECHNICAL EDUCATION (Sub-head wise)

ACCOUNT: REVENUE ACCOUNT  
PROGRAM: ASSISTANCE TO NON-GOVT. COLLEGES

(RUPEES IN THOUSANDS)

SL. NO.	STATE/UNION TERRITORY	2010-11 (ACTUALS)				2011-12 (R.E.)				2012-13 (B.E.)			
		PLAN	NON-PLAN	TOTAL	% AGE TO TOTAL EXP. ON TEC. EDN.	PLAN	NON-PLAN	TOTAL	% AGE TO TOTAL EXP. ON TEC. EDN.	PLAN	NON-PLAN	TOTAL	% AGE TO TOTAL EXP. ON TEC. EDN.
1	ANDHRA PRADESH	3854.00	8396.00	12250.00	0.19	3860.00	35450.00	39310.00	0.52	3860.00	36515.00	40375.00	0.41
2	ARUNACHAL PRADESH	...	...	...	...	...	...	...	...	...	...	...	...
3	ASSAM	...	...	...	...	...	...	...	...	...	...	...	...
4	BIHAR	0.00	0.00	0.00	0.00	0.00	67200.00	67200.00	9.62	0.00	0.00	0.00	0.00
5	CHHATTISGARH	996.00	0.00	996.00	0.22	1000.00	0.00	1000.00	0.17	1000.00	0.00	1000.00	0.15
6	GOA	...	...	...	...	...	...	...	...	...	...	...	...
7	GUJARAT	...	...	...	...	...	...	...	...	...	...	...	...
8	HARYANA	91203.00	179445.00	270648.00	13.86	76300.00	214640.00	290940.00	7.34	56000.00	221000.00	277000.00	9.07
9	HIMACHAL PRADESH	...	...	...	...	...	...	...	...	...	...	...	...
10	JAMMU & KASHMIR	...	...	...	...	...	...	...	...	...	...	...	...
11	JHARKHAND	...	...	...	...	...	...	...	...	...	...	...	...
12	KARNATAKA	445672.00	739976.00	1185648.00	43.31	657030.00	826418.00	1483448.00	35.65	643400.00	1050064.00	1693464.00	41.87
13	KERALA	2603.00	444275.00	446878.00	13.95	1000.00	512388.00	513388.00	13.01	5000.00	617887.00	622887.00	10.70
14	MADHYA PRADESH	246344.00	181000.00	427344.00	30.89	139500.00	291411.00	430911.00	26.15	81462.00	371501.00	452963.00	22.60
15	MAHARASHTRA	40500.00	4486180.00	4526680.00	50.08	85000.00	5043665.00	5128665.00	43.10	190000.00	5241079.00	5431079.00	44.62
16	MANIPUR	...	...	...	...	...	...	...	...	...	...	...	...
17	MEGHALAYA	...	...	...	...	...	...	...	...	...	...	...	...
18	MIZORAM	...	...	...	...	...	...	...	...	...	...	...	...
19	NAGALAND	...	...	...	...	...	...	...	...	...	...	...	...
20	ODISHA	...	...	...	...	...	...	...	...	...	...	...	...
21	PUNJAB	...	...	...	...	...	...	...	...	...	...	...	...
22	RAJASTHAN	13750.00	26000.00	39750.00	5.76	57151.00	39003.00	96154.00	11.23	28000.00	33004.00	61004.00	5.57
23	SIKKIM	...	...	...	...	...	...	...	...	...	...	...	...
24	TAMIL NADU	0.00	342555.00	342555.00	6.44	0.00	312517.00	312517.00	4.58	0.00	339338.00	339338.00	3.71
25	TRIPURA	...	...	...	...	...	...	...	...	...	...	...	...
26	UTTARAKHAND	0.00	26198.00	26198.00	3.63	5000.00	24000.00	29000.00	3.55	3000.00	24000.00	27000.00	2.84
27	UTTAR PRADESH	0.00	256232.00	256232.00	14.74	0.00	193142.00	193142.00	10.63	0.00	217499.00	217499.00	9.33
28	WEST BENGAL	...	...	...	...	...	...	...	...	...	...	...	...
TOTAL STATES		844922.00	6690257.00	7535179.00	17.05	1025841.00	7559834.00	8585675.00	14.83	1011722.00	8151887.00	9163609.00	13.61
29	A. & N. ISLANDS	...	...	...	...	...	...	...	...	...	...	...	...
30	CHANDIGARH	...	...	...	...	...	...	...	...	...	...	...	...
31	DADRA & NAGAR HAVELI	...	...	...	...	...	...	...	...	...	...	...	...
32	DAMAN & DIU	...	...	...	...	...	...	...	...	...	...	...	...
33	DELHI	0.00	4700.00	4700.00	0.26	0.00	2850.00	2850.00	0.14	0.00	4500.00	4500.00	0.20
34	LAKSHADWEEP	...	...	...	...	...	...	...	...	...	...	...	...
35	PUDUCHERRY	...	...	...	...	...	...	...	...	...	...	...	...
TOTAL U.T.		0.00	4700.00	4700.00	0.17	0.00	2850.00	2850.00	0.10	0.00	4500.00	4500.00	0.12
TOTAL (STATE & UTs)		844922.00	6694957.00	7539879.00	16.03	1025841.00	7562684.00	8588525.00	14.12	1011722.00	8156387.00	9168109.00	12.92

..NICNET..

## STATEMENT NO. ( 16 ): PLAN &amp; NON-PLAN BUDGETED EXPENDITURE ON TECHNICAL EDUCATION (Sub-head wise)

ACCOUNT: REVENUE ACCOUNT  
PROGRAM: ENGINEERING COLLEGES AND INSTITUTIONS

(RUPEES IN THOUSANDS)

SL. NO.	STATE/UNION TERRITORY	2010-11 (ACTUALS)				2011-12 (R.E.)				2012-13 (B.E.)			
		PLAN	NON-PLAN	TOTAL	% AGE TO TOTAL EXP. ON TEC. EDN.	PLAN	NON-PLAN	TOTAL	% AGE TO TOTAL EXP. ON TEC. EDN.	PLAN	NON-PLAN	TOTAL	% AGE TO TOTAL EXP. ON TEC. EDN.
1	ANDHRA PRADESH	0.00	61033.00	61033.00	0.94	0.00	40454.00	40454.00	0.54	0.00	44457.00	44457.00	0.45
2	ARUNACHAL PRADESH	800.00	0.00	800.00	1.73	1000.00	0.00	1000.00	2.42	2000.00	0.00	2000.00	4.48
3	ASSAM	0.00	252130.00	252130.00	28.24	490.00	237908.00	238398.00	21.51	15000.00	315126.00	330126.00	20.79
4	BIHAR	4195.00	112009.00	116204.00	29.09	29311.00	211578.00	240889.00	34.50	19891.00	196378.00	216269.00	34.68
5	CHHATTISGARH	33471.00	105440.00	138911.00	30.81	66500.00	122220.00	188720.00	32.54	72090.00	127010.00	199100.00	29.98
6	GOA	64693.00	142161.00	206854.00	45.04	101300.00	141500.00	242800.00	32.07	108465.00	153200.00	261665.00	37.77
7	GUJARAT	403441.00	561103.00	964544.00	36.63	560876.00	894068.00	1454944.00	39.85	942347.00	605696.00	1548043.00	41.95
8	HARYANA	0.00	100470.00	100470.00	5.15	0.00	114750.00	114750.00	2.89	200000.00	108600.00	308600.00	10.10
9	HIMACHAL PRADESH	1299.00	23479.00	24778.00	11.50	10000.00	46545.00	56545.00	22.37	15003.00	39517.00	54520.00	17.80
10	JAMMU & KASHMIR	...	...	...	...	...	...	...	...	...	...	...	...
11	JHARKHAND	3541.00	114185.00	117726.00	16.36	9300.00	236063.00	245363.00	23.63	7400.00	148438.00	155838.00	10.80
12	KARNATAKA	79665.00	15499.00	95164.00	3.48	176302.00	27758.00	204060.00	4.90	240200.00	32133.00	272333.00	6.73
13	KERALA	124451.00	647081.00	771532.00	24.08	258001.00	701996.00	959997.00	24.33	834000.00	964599.00	1798599.00	30.88
14	MADHYA PRADESH	1196.00	189321.00	190517.00	13.77	28501.00	287540.00	316041.00	19.18	132800.00	290591.00	423391.00	21.13
15	MAHARASHTRA	88940.00	477003.00	565943.00	6.26	160525.00	612090.00	772615.00	6.49	983300.00	597216.00	1580516.00	12.98
16	MANIPUR	...	...	...	...	...	...	...	...	...	...	...	...
17	MEGHALAYA	...	...	...	...	...	...	...	...	...	...	...	...
18	MIZORAM	...	...	...	...	...	...	...	...	...	...	...	...
19	NAGALAND	...	...	...	...	...	...	...	...	...	...	...	...
20	ODISHA	116200.00	453663.00	569863.00	64.46	260558.00	243396.00	503954.00	46.84	260000.00	256422.00	516422.00	47.57
21	PUNJAB	...	...	...	...	...	...	...	...	...	...	...	...
22	RAJASTHAN	...	...	...	...	...	...	...	...	...	...	...	...
23	SIKKIM	...	...	...	...	...	...	...	...	...	...	...	...
24	TAMIL NADU	626835.00	26989.00	653824.00	12.29	708014.00	27782.00	735796.00	10.78	1522852.00	28968.00	1551820.00	16.97
25	TRIPURA	0.00	29677.00	29677.00	36.95	0.00	37500.00	37500.00	36.83	0.00	44500.00	44500.00	37.55
26	UTTARAKHAND	195255.00	173033.00	368288.00	50.97	139000.00	162102.00	301102.00	36.87	91007.00	114002.00	205009.00	21.58
27	UTTAR PRADESH	16200.00	180209.00	196409.00	11.30	229005.00	172676.00	401681.00	22.12	213002.00	202945.00	415947.00	17.84
28	WEST BENGAL	54497.00	239500.00	293997.00	10.63	170027.00	283703.00	453730.00	14.41	559335.00	322506.00	881841.00	19.91
TOTAL STATES		1814679.00	3903985.00	5718664.00	12.94	2908710.00	4601629.00	7510339.00	12.97	6218692.00	4592304.00	10810996.00	16.06
29	A. & N. ISLANDS	...	...	...	...	...	...	...	...	...	...	...	...
30	CHANDIGARH	22400.00	222072.00	244472.00	68.29	89200.00	173600.00	262800.00	63.68	151900.00	253000.00	404900.00	71.68
31	DADRA & NAGAR HAVELI	...	...	...	...	...	...	...	...	...	...	...	...
32	DAMAN & DIU	...	...	...	...	...	...	...	...	...	...	...	...
33	DELHI	963419.00	176494.00	1139913.00	63.15	1160200.00	206778.00	1366978.00	69.20	1230800.00	370661.00	1601461.00	69.87
34	LAKSHADWEEP	...	...	...	...	...	...	...	...	...	...	...	...
35	PUDUCHERRY	220800.00	0.00	220800.00	42.18	192700.00	0.00	192700.00	48.80	285500.00	0.00	285500.00	48.45
TOTAL U.T.		1206619.00	398566.00	1605185.00	56.79	1442100.00	380378.00	1822478.00	61.78	1668200.00	623661.00	2291861.00	62.79
TOTAL (STATE & UTs)		3021298.00	4302551.00	7323849.00	15.57	4350810.00	4982007.00	9332817.00	15.34	7886892.00	5215965.00	13102857.00	18.46

. . . NICNET . . .

## STATEMENT NO. ( 16 ): PLAN &amp; NON-PLAN BUDGETED EXPENDITURE ON TECHNICAL EDUCATION (Sub-head wise)

ACCOUNT: REVENUE ACCOUNT  
PROGRAM: SCHOLARSHIPS

(RUPEES IN THOUSANDS)

SL. NO.	STATE/UNION TERRITORY	2010-11 (ACTUALS)				2011-12 (R.E.)				2012-13 (B.E.)			
		PLAN	NON-PLAN	TOTAL	% AGE TO TOTAL EXP. ON TEC. EDN.	PLAN	NON-PLAN	TOTAL	% AGE TO TOTAL EXP. ON TEC. EDN.	PLAN	NON-PLAN	TOTAL	% AGE TO TOTAL EXP. ON TEC. EDN.
1	ANDHRA PRADESH	1840.00	5205.00	7045.00	0.11	1900.00	13500.00	15400.00	0.20	1900.00	13500.00	15400.00	0.16
2	ARUNACHAL PRADESH	...	...	...	...	...	...	...	...	...	...	...	...
3	ASSAM	0.00	1379.00	1379.00	0.15	1750.00	4550.00	6300.00	0.57	1750.00	4550.00	6300.00	0.40
4	BIHAR	...	...	...	...	...	...	...	...	...	...	...	...
5	CHHATTISGARH	427.00	28.00	455.00	0.10	500.00	50.00	550.00	0.09	600.00	50.00	650.00	0.10
6	GOA	...	...	...	...	...	...	...	...	...	...	...	...
7	GUJARAT	...	...	...	...	...	...	...	...	...	...	...	...
8	HARYANA	0.00	13877.00	13877.00	0.71	0.00	18330.00	18330.00	0.46	0.00	16500.00	16500.00	0.54
9	HIMACHAL PRADESH	...	...	...	...	...	...	...	...	...	...	...	...
10	JAMMU & KASHMIR	...	...	...	...	...	...	...	...	...	...	...	...
11	JHARKHAND	...	...	...	...	...	...	...	...	...	...	...	...
12	KARNATAKA	268093.00	7035.00	275128.00	10.05	70000.00	7317.00	77317.00	1.86	141000.00	7600.00	148600.00	3.67
13	KERALA	78629.00	0.00	78629.00	2.45	165000.00	100.00	165100.00	4.18	200000.00	100.00	200100.00	3.44
14	MADHYA PRADESH	0.00	86.00	86.00	0.01	0.00	700.00	700.00	0.04	0.00	700.00	700.00	0.03
15	MAHARASHTRA	56737.00	1081088.00	1137825.00	12.59	84000.00	2387533.00	2471533.00	20.77	95000.00	1200239.00	1295239.00	10.64
16	MANIPUR	0.00	11.00	11.00	0.01	0.00	350.00	350.00	0.55	0.00	350.00	350.00	0.50
17	MEGHALAYA	3671.00	0.00	3671.00	5.58	8650.00	380.00	9030.00	4.63	8629.00	380.00	9009.00	5.21
18	MIZORAM	...	...	...	...	...	...	...	...	...	...	...	...
19	NAGALAND	7794.00	8100.00	15894.00	21.51	7500.00	8100.00	15600.00	17.13	7500.00	18100.00	25600.00	25.42
20	ODISHA	...	...	...	...	...	...	...	...	...	...	...	...
21	PUNJAB	...	...	...	...	...	...	...	...	...	...	...	...
22	RAJASTHAN	...	...	...	...	...	...	...	...	...	...	...	...
23	SIKKIM	...	...	...	...	...	...	...	...	...	...	...	...
24	TAMIL NADU	57740.00	65.00	57805.00	1.09	12271.00	120.00	12391.00	0.18	0.00	120.00	120.00	0.00
25	TRIPURA	278.00	0.00	278.00	0.35	1250.00	0.00	1250.00	1.23	1250.00	0.00	1250.00	1.05
26	UTTARAKHAND	...	...	...	...	...	...	...	...	...	...	...	...
27	UTTAR PRADESH	...	...	...	...	...	...	...	...	...	...	...	...
28	WEST BENGAL	4000.00	0.00	4000.00	0.14	3007.00	19.00	3026.00	0.10	6010.00	19.00	6029.00	0.14
TOTAL STATES		479209.00	1116874.00	1596083.00	3.61	355828.00	2441049.00	2796877.00	4.83	463639.00	1262208.00	1725847.00	2.56
29	A. & N. ISLANDS	...	...	...	...	...	...	...	...	...	...	...	...
30	CHANDIGARH	...	...	...	...	...	...	...	...	...	...	...	...
31	DADRA & NAGAR HAVELI	...	...	...	...	...	...	...	...	...	...	...	...
32	DAMAN & DIU	...	...	...	...	...	...	...	...	...	...	...	...
33	DELHI	...	...	...	...	...	...	...	...	...	...	...	...
34	LAKSHADWEEP	...	...	...	...	...	...	...	...	...	...	...	...
35	PUDUCHERRY	0.00	32.00	32.00	0.01	0.00	30.00	30.00	0.01	0.00	100.00	100.00	0.02
TOTAL U.T.		0.00	32.00	32.00	0.00	0.00	30.00	30.00	0.00	0.00	100.00	100.00	0.00
TOTAL (STATE & UTs)		479209.00	1116906.00	1596115.00	3.39	355828.00	2441079.00	2796907.00	4.60	463639.00	1262308.00	1725947.00	2.43

..NICNET..

## STATEMENT NO. ( 16 ): PLAN &amp; NON-PLAN BUDGETED EXPENDITURE ON TECHNICAL EDUCATION (Sub-head wise)

ACCOUNT: REVENUE ACCOUNT  
PROGRAM: TRAINING

(RUPEES IN THOUSANDS)

SL. NO.	STATE/UNION TERRITORY	2010-11 (ACTUALS)				2011-12 (R.E.)				2012-13 (B.E.)			
		PLAN	NON-PLAN	TOTAL	% AGE TO TOTAL EXP. ON TEC. EDN.	PLAN	NON-PLAN	TOTAL	% AGE TO TOTAL EXP. ON TEC. EDN.	PLAN	NON-PLAN	TOTAL	% AGE TO TOTAL EXP. ON TEC. EDN.
1	ANDHRA PRADESH	157.00	0.00	157.00	0.00	380.00	0.00	380.00	0.01	380.00	0.00	380.00	0.00
2	ARUNACHAL PRADESH	...	...	...	...	...	...	...	...	...	...	...	...
3	ASSAM	...	...	...	...	...	...	...	...	...	...	...	...
4	BIHAR	...	...	...	...	...	...	...	...	...	...	...	...
5	CHHATTISGARH	...	...	...	...	...	...	...	...	...	...	...	...
6	GOA	...	...	...	...	...	...	...	...	...	...	...	...
7	GUJARAT	74.00	0.00	74.00	0.00	1000.00	0.00	1000.00	0.03	1000.00	0.00	1000.00	0.03
8	HARYANA	...	...	...	...	...	...	...	...	...	...	...	...
9	HIMACHAL PRADESH	...	...	...	...	...	...	...	...	...	...	...	...
10	JAMMU & KASHMIR	...	...	...	...	...	...	...	...	...	...	...	...
11	JHARKHAND	417.00	0.00	417.00	0.06	5000.00	0.00	5000.00	0.48	5000.00	0.00	5000.00	0.35
12	KARNATAKA	0.00	0.00	0.00	0.00	0.00	0.00	0.00	0.00	500.00	0.00	500.00	0.01
13	KERALA	40566.00	25799.00	66365.00	2.07	19500.00	40264.00	59764.00	1.51	29300.00	39470.00	68770.00	1.18
14	MADHYA PRADESH	0.00	0.00	0.00	0.00	0.00	100.00	100.00	0.01	0.00	1.00	1.00	0.00
15	MAHARASHTRA	...	...	...	...	...	...	...	...	...	...	...	...
16	MANIPUR	...	...	...	...	...	...	...	...	...	...	...	...
17	MEGHALAYA	...	...	...	...	...	...	...	...	...	...	...	...
18	MIZORAM	...	...	...	...	...	...	...	...	...	...	...	...
19	NAGALAND	...	...	...	...	...	...	...	...	...	...	...	...
20	ODISHA	...	...	...	...	...	...	...	...	...	...	...	...
21	PUNJAB	...	...	...	...	...	...	...	...	...	...	...	...
22	RAJASTHAN	...	...	...	...	...	...	...	...	...	...	...	...
23	SIKKIM	...	...	...	...	...	...	...	...	...	...	...	...
24	TAMIL NADU	...	...	...	...	...	...	...	...	...	...	...	...
25	TRIPURA	...	...	...	...	...	...	...	...	...	...	...	...
26	UTTARAKHAND	...	...	...	...	...	...	...	...	...	...	...	...
27	UTTAR PRADESH	...	...	...	...	...	...	...	...	...	...	...	...
28	WEST BENGAL	0.00	10872.00	10872.00	0.39	0.00	14410.00	14410.00	0.46	0.00	16632.00	16632.00	0.38
TOTAL STATES		41214.00	36671.00	77885.00	0.18	25880.00	54774.00	80654.00	0.14	36180.00	56103.00	92283.00	0.14
29	A. & N. ISLANDS	...	...	...	...	...	...	...	...	...	...	...	...
30	CHANDIGARH	...	...	...	...	...	...	...	...	...	...	...	...
31	DADRA & NAGAR HAVELI	...	...	...	...	...	...	...	...	...	...	...	...
32	DAMAN & DIU	...	...	...	...	...	...	...	...	...	...	...	...
33	DELHI	...	...	...	...	...	...	...	...	...	...	...	...
34	LAKSHADWEEP	...	...	...	...	...	...	...	...	...	...	...	...
35	PUDUCHERRY	...	...	...	...	...	...	...	...	...	...	...	...
TOTAL U.T.		0.00	0.00	0.00	0.00	0.00	0.00	0.00	0.00	0.00	0.00	0.00	0.00
TOTAL (STATE & UTs)		41214.00	36671.00	77885.00	0.17	25880.00	54774.00	80654.00	0.13	36180.00	56103.00	92283.00	0.13

..NICNET..

## STATEMENT NO. ( 16 ): PLAN &amp; NON-PLAN BUDGETED EXPENDITURE ON TECHNICAL EDUCATION (Sub-head wise)

ACCOUNT: REVENUE ACCOUNT  
PROGRAM: OTHER EXPENDITURE

(RUPEES IN THOUSANDS)

SL. NO.	STATE/UNION TERRITORY	2010-11 (ACTUALS)				2011-12 (R.E.)				2012-13 (B.E.)			
		PLAN	NON-PLAN	TOTAL	% AGE TO TOTAL EXP. ON TEC. EDN.	PLAN	NON-PLAN	TOTAL	% AGE TO TOTAL EXP. ON TEC. EDN.	PLAN	NON-PLAN	TOTAL	% AGE TO TOTAL EXP. ON TEC. EDN.
1	ANDHRA PRADESH	791011.00	0.00	791011.00	12.25	1248922.00	0.00	1248922.00	16.59	1482736.00	0.00	1482736.00	14.99
2	ARUNACHAL PRADESH	...	...	...	...	...	...	...	...	...	...	...	...
3	ASSAM	0.00	0.00	0.00	0.00	2000.00	0.00	2000.00	0.18	0.00	0.00	0.00	0.00
4	BIHAR	65000.00	0.00	65000.00	16.27	50000.00	0.00	50000.00	7.16	85700.00	0.00	85700.00	13.74
5	CHHATTISGARH	4525.00	13442.00	17967.00	3.99	13000.00	15000.00	28000.00	4.83	13100.00	15000.00	28100.00	4.23
6	GOA	0.00	0.00	0.00	0.00	65.00	0.00	65.00	0.01	65.00	0.00	65.00	0.01
7	GUJARAT	81167.00	49703.00	130870.00	4.97	145072.00	60602.00	205674.00	5.63	158404.00	57462.00	215866.00	5.85
8	HARYANA	48000.00	199.00	48199.00	2.47	17700.00	600.00	18300.00	0.46	160000.00	740.00	160740.00	5.26
9	HIMACHAL PRADESH	5994.00	0.00	5994.00	2.78	6000.00	0.00	6000.00	2.37	6000.00	0.00	6000.00	1.96
10	JAMMU & KASHMIR	...	...	...	...	...	...	...	...	...	...	...	...
11	JHARKHAND	379290.00	0.00	379290.00	52.70	478510.00	0.00	478510.00	46.08	743180.00	0.00	743180.00	51.49
12	KARNATAKA	13449.00	73928.00	87377.00	3.19	87637.00	663620.00	751257.00	18.05	100000.00	91000.00	191000.00	4.72
13	KERALA	193787.00	54651.00	248438.00	7.76	188900.00	38786.00	227686.00	5.77	288800.00	35325.00	324125.00	5.57
14	MADHYA PRADESH	19404.00	6900.00	26304.00	1.90	24000.00	8000.00	32000.00	1.94	42000.00	8000.00	50000.00	2.50
15	MAHARASHTRA	33775.00	22612.00	56387.00	0.62	59946.00	24766.00	84712.00	0.71	121458.00	28013.00	149471.00	1.23
16	MANIPUR	65546.00	0.00	65546.00	62.82	10000.00	0.00	10000.00	15.77	10000.00	0.00	10000.00	14.34
17	MEGHALAYA	3436.00	0.00	3436.00	5.22	9300.00	140.00	9440.00	4.84	8300.00	140.00	8440.00	4.88
18	MIZORAM	...	...	...	...	...	...	...	...	...	...	...	...
19	NAGALAND	...	...	...	...	...	...	...	...	...	...	...	...
20	ODISHA	80396.00	19430.00	99826.00	11.29	78885.00	163228.00	242113.00	22.50	133322.00	164672.00	297994.00	27.45
21	PUNJAB	0.00	138091.00	138091.00	21.10	0.00	135829.00	135829.00	17.00	16875.00	135988.00	152863.00	16.76
22	RAJASTHAN	0.00	0.00	0.00	0.00	26300.00	0.00	26300.00	3.07	38500.00	0.00	38500.00	3.51
23	SIKKIM	...	...	...	...	...	...	...	...	...	...	...	...
24	TAMIL NADU	3995.00	192222.00	196217.00	3.69	846306.00	228182.00	1074488.00	15.74	1290522.00	240265.00	1530787.00	16.74
25	TRIPURA	3380.00	3015.00	6395.00	7.96	2700.00	3625.00	6325.00	6.21	2900.00	4270.00	7170.00	6.05
26	UTTARAKHAND	3500.00	21995.00	25495.00	3.53	40804.00	20552.00	61356.00	7.51	150004.00	22700.00	172704.00	18.18
27	UTTAR PRADESH	5674.00	378343.00	384017.00	22.09	7500.00	40152.00	47652.00	2.62	70000.00	43963.00	113963.00	4.89
28	WEST BENGAL	1068395.00	63080.00	1131475.00	40.90	1075364.00	70665.00	1146029.00	36.41	1598036.00	80425.00	1678461.00	37.89
TOTAL STATES		2869724.00	1037611.00	3907335.00	8.84	4418911.00	1473747.00	5892658.00	10.18	6519902.00	927963.00	7447865.00	11.06
29	A. & N. ISLANDS	...	...	...	...	...	...	...	...	...	...	...	...
30	CHANDIGARH	...	...	...	...	...	...	...	...	...	...	...	...
31	DADRA & NAGAR HAVELI	...	...	...	...	...	...	...	...	...	...	...	...
32	DAMAN & DIU	1581.00	0.00	1581.00	5.63	1900.00	0.00	1900.00	5.76	3800.00	0.00	3800.00	6.68
33	DELHI	5597.00	0.00	5597.00	0.31	4600.00	0.00	4600.00	0.23	5500.00	0.00	5500.00	0.24
34	LAKSHADWEEP	...	...	...	...	...	...	...	...	...	...	...	...
35	PUDUCHERRY	10200.00	0.00	10200.00	1.95	0.00	0.00	0.00	0.00	19000.00	0.00	19000.00	3.22
TOTAL U.T.		17378.00	0.00	17378.00	0.61	6500.00	0.00	6500.00	0.22	28300.00	0.00	28300.00	0.78
TOTAL (STATE & UTs)		2887102.00	1037611.00	3924713.00	8.35	4425411.00	1473747.00	5899158.00	9.70	6548202.00	927963.00	7476165.00	10.53

..NICNET..

## STATEMENT NO. ( 17 ): PLAN &amp; NON-PLAN BUDGETED EXPENDITURE ON GENERAL EDUCATION PROGRAMMES

ACCOUNT: REVENUE ACCOUNT  
PROGRAM: TOTAL EXPENDITURE

(RUPEES IN THOUSANDS)

SL. NO.	STATE/UNION TERRITORY	2010-11 (ACTUALS)				2011-12 (R.E.)				2012-13 (B.E.)			
		PLAN	NON-PLAN	TOTAL	% AGE TO TOTAL EXP. ON EDUCATION	PLAN	NON-PLAN	TOTAL	% AGE TO TOTAL EXP. ON EDUCATION	PLAN	NON-PLAN	TOTAL	% AGE TO TOTAL EXP. ON EDUCATION
1	ANDHRA PRADESH	5429.00	645286.00	650715.00	0.55	20980.00	816554.00	837534.00	0.53	21302.00	801018.00	822320.00	0.46
2	ARUNACHAL PRADESH	36147.00	36801.00	72948.00	1.70	66644.00	41282.00	107926.00	1.98	19000.00	41023.00	60023.00	1.22
3	ASSAM	3854.00	162199.00	166053.00	0.28	10265.00	233139.00	243404.00	0.36	12765.00	250397.00	263162.00	0.31
4	BIHAR	1369.00	150516.00	151885.00	0.19	123060.00	200764.00	323824.00	0.30	570000.00	218092.00	788092.00	0.63
5	CHHATTISGARH	314278.00	36492.00	350770.00	1.05	621480.00	52580.00	674060.00	1.46	549300.00	90890.00	640190.00	1.24
6	GOA	7849.00	60365.00	68214.00	0.86	10000.00	75370.00	85370.00	0.94	8500.00	72986.00	81486.00	0.79
7	GUJARAT	507813.00	768742.00	1276555.00	1.20	986086.00	673277.00	1659363.00	1.42	957034.00	936192.00	1893226.00	1.58
8	HARYANA	...	...	...	...	...	...	...	...	...	...	...	...
9	HIMACHAL PRADESH	8849.00	55035.00	63884.00	0.25	31702.00	72096.00	103798.00	0.34	5.00	74792.00	74797.00	0.22
10	JAMMU & KASHMIR	0.00	48869.00	48869.00	0.25	140193.00	68220.00	208413.00	0.64	152136.00	73009.00	225145.00	0.65
11	JHARKHAND	...	...	...	...	...	...	...	...	...	...	...	...
12	KARNATAKA	2287101.00	13775.00	2300876.00	2.21	3559105.00	21197.00	3580302.00	2.92	2422575.00	26959.00	2449534.00	1.69
13	KERALA	214010.00	122462.00	336472.00	0.50	451539.00	314504.00	766043.00	0.84	735000.00	328969.00	1063969.00	1.06
14	MADHYA PRADESH	447155.00	146755.00	593910.00	0.91	1012200.00	171979.00	1184179.00	1.25	842700.00	158100.00	1000800.00	0.98
15	MAHARASHTRA	206151.00	641509.00	847660.00	0.33	261452.00	730025.00	991477.00	0.35	370155.00	820488.00	1190643.00	0.38
16	MANIPUR	4750.00	64464.00	69214.00	1.39	6470.00	88817.00	95287.00	1.51	9834.00	92922.00	102756.00	1.54
17	MEGHALAYA	49955.00	172823.00	222778.00	3.37	66900.00	178211.00	245111.00	3.69	30000.00	199026.00	229026.00	3.06
18	MIZORAM	20947.00	68384.00	89331.00	1.74	21250.00	73100.00	94350.00	1.64	68918.00	83470.00	152388.00	2.27
19	NAGALAND	...	...	...	...	...	...	...	...	...	...	...	...
20	ODISHA	245014.00	31581.00	276595.00	0.43	362813.00	39048.00	401861.00	0.57	285551.00	39067.00	324618.00	0.42
21	PUNJAB	0.00	177825.00	177825.00	0.45	0.00	246324.00	246324.00	0.43	0.00	282504.00	282504.00	0.46
22	RAJASTHAN	2789.00	135067.00	137856.00	0.14	5000.00	160543.00	165543.00	0.14	15200.00	166511.00	181711.00	0.13
23	SIKKIM	75995.00	51411.00	127406.00	4.37	84852.00	59568.00	144420.00	5.30	79692.00	58163.00	137855.00	5.03
24	TAMIL NADU	6985.00	3022151.00	3029136.00	2.25	11021.00	3898400.00	3909421.00	2.64	0.00	3236959.00	3236959.00	1.92
25	TRIPURA	2318.00	58506.00	60824.00	0.74	3800.00	59431.00	63231.00	0.71	4700.00	64276.00	68976.00	0.69
26	UTTARAKHAND	160335.00	89273.00	249608.00	0.80	182965.00	114776.00	297741.00	0.97	195173.00	122276.00	317449.00	0.78
27	UTTAR PRADESH	512426.00	351085.00	863511.00	0.47	798833.00	272564.00	1071397.00	0.44	603219.00	314931.00	918150.00	0.32
28	WEST BENGAL	172489.00	1521525.00	1694014.00	1.25	549642.00	1740261.00	2289903.00	1.37	744475.00	1956474.00	2700949.00	1.59
TOTAL STATES		5294008.00	8632901.00	13926909.00	0.79	9388252.00	10402030.00	19790282.00	0.92	8697234.00	10509494.00	19206728.00	0.79
29	A. & N. ISLANDS	32518.00	34234.00	66752.00	2.43	50400.00	37220.00	87620.00	2.66	151958.00	47005.00	198963.00	5.30
30	CHANDIGARH	0.00	27550.00	27550.00	0.56	600.00	30713.00	31313.00	0.84	400.00	34773.00	35173.00	0.82
31	DADRA & NAGAR HAVELI	27434.00	4905.00	32339.00	5.24	21510.00	5108.00	26618.00	3.59	38350.00	5600.00	43950.00	4.10
32	DAMAN & DIU	10986.00	1947.00	12933.00	3.01	14200.00	1900.00	16100.00	3.19	24400.00	1900.00	26300.00	4.18
33	DELHI	383206.00	386434.00	769640.00	2.07	662600.00	457285.00	1119885.00	2.51	1066200.00	521463.00	1587663.00	3.11
34	LAKSHADWEEP	8000.00	288130.00	296130.00	40.54	8000.00	288010.00	296010.00	39.38	192500.00	596600.00	789100.00	98.91
35	PUDUCHERRY	30817.00	60851.00	91668.00	1.87	49217.00	61048.00	110265.00	2.43	14286.00	77450.00	91736.00	1.57
TOTAL U.T.		492961.00	804051.00	1297012.00	2.52	806527.00	881284.00	1687811.00	2.90	1488094.00	1284791.00	2772885.00	4.11
TOTAL (STATE & UTs)		5786969.00	9436952.00	15223921.00	0.84	10194779.00	11283314.00	21478093.00	0.97	10185328.00	11794285.00	21979613.00	0.88
CENTRE TOTAL		337328.00	800100.00	1137428.00	0.22	450000.00	1156900.00	1606900.00	0.26	647000.00	1246000.00	1893000.00	0.26
GRAND TOTAL		6124297.00	10237052.00	16361349.00	0.70	10644779.00	12440214.00	23084993.00	0.82	10832328.00	13040285.00	23872613.00	0.74

..NICNET..

## STATEMENT NO. ( 18 ): PLAN &amp; NON-PLAN BUDGETED EXPENDITURE ON GENERAL EDUCATION PROGRAMMES (Sub-head wise)

ACCOUNT: REVENUE ACCOUNT  
PROGRAM: DIRECTION & ADMINISTRATION

(RUPEES IN THOUSANDS)

SL. NO.	STATE/UNION TERRITORY	2010-11 (ACTUALS)				2011-12 (R.E.)				2012-13 (B.E.)			
		PLAN	NON-PLAN	TOTAL	% AGE TO TOTAL EXP. ON GENERAL	PLAN	NON-PLAN	TOTAL	% AGE TO TOTAL EXP. ON GENERAL	PLAN	NON-PLAN	TOTAL	% AGE TO TOTAL EXP. ON GENERAL
1	ANDHRA PRADESH	700.00	570738.00	571438.00	87.82	2313.00	729379.00	731692.00	87.36	2113.00	711413.00	713526.00	86.77
2	ARUNACHAL PRADESH	9013.00	36801.00	45814.00	62.80	14853.00	41282.00	56135.00	52.01	9000.00	41023.00	50023.00	83.34
3	ASSAM	639.00	43445.00	44084.00	26.55	1000.00	65261.00	66261.00	27.22	1780.00	60340.00	62120.00	23.61
4	BIHAR	0.00	33133.00	33133.00	21.81	0.00	52265.00	52265.00	16.14	400000.00	51387.00	451387.00	57.28
5	CHHATTISGARH	7534.00	33290.00	40824.00	11.64	140980.00	50070.00	191050.00	28.34	68800.00	88180.00	156980.00	24.52
6	GOA	7849.00	60340.00	68189.00	99.96	10000.00	75270.00	85270.00	99.88	8500.00	72886.00	81386.00	99.88
7	GUJARAT	196340.00	311706.00	508046.00	39.80	333846.00	348270.00	682116.00	41.11	469584.00	337221.00	806805.00	42.62
8	HARYANA	...	...	...	...	...	...	...	...	...	...	...	...
9	HIMACHAL PRADESH	...	...	...	...	...	...	...	...	...	...	...	...
10	JAMMU & KASHMIR	...	...	...	...	...	...	...	...	...	...	...	...
11	JHARKHAND	...	...	...	...	...	...	...	...	...	...	...	...
12	KARNATAKA	0.00	4129.00	4129.00	0.18	0.00	5325.00	5325.00	0.15	0.00	5331.00	5331.00	0.22
13	KERALA	...	...	...	...	...	...	...	...	...	...	...	...
14	MADHYA PRADESH	300281.00	123364.00	423645.00	71.33	913900.00	146473.00	1060373.00	89.54	758000.00	131830.00	889830.00	88.91
15	MAHARASHTRA	6521.00	468753.00	475274.00	56.07	10021.00	534678.00	544699.00	54.94	8045.00	543142.00	551187.00	46.29
16	MANIPUR	861.00	32109.00	32970.00	47.63	2600.00	48117.00	50717.00	53.23	2000.00	50508.00	52508.00	51.10
17	MEGHALAYA	0.00	315.00	315.00	0.14	0.00	322.00	322.00	0.13	0.00	326.00	326.00	0.14
18	MIZORAM	4624.00	31606.00	36230.00	40.56	4900.00	26830.00	31730.00	33.63	7311.00	30570.00	37881.00	24.86
19	NAGALAND	...	...	...	...	...	...	...	...	...	...	...	...
20	ODISHA	0.00	27782.00	27782.00	10.04	797.00	32685.00	33482.00	8.33	3.00	24696.00	24699.00	7.61
21	PUNJAB	0.00	176102.00	176102.00	99.03	0.00	244380.00	244380.00	99.21	0.00	280560.00	280560.00	99.31
22	RAJASTHAN	...	...	...	...	...	...	...	...	...	...	...	...
23	SIKKIM	58424.00	51411.00	109835.00	86.21	49534.00	59568.00	109102.00	75.54	47057.00	58163.00	105220.00	76.33
24	TAMIL NADU	...	...	...	...	...	...	...	...	...	...	...	...
25	TRIPURA	2318.00	58506.00	60824.00	100.00	3800.00	59431.00	63231.00	100.00	4700.00	64276.00	68976.00	100.00
26	UTTARAKHAND	1892.00	0.00	1892.00	0.76	3461.00	0.00	3461.00	1.16	4166.00	0.00	4166.00	1.31
27	UTTAR PRADESH	0.00	19371.00	19371.00	2.24	0.00	22632.00	22632.00	2.11	0.00	24788.00	24788.00	2.70
28	WEST BENGAL	3172.00	1032096.00	1035268.00	61.11	37400.00	1147351.00	1184751.00	51.74	64060.00	1308596.00	1372656.00	50.82
	TOTAL STATES	600168.00	3114997.00	3715165.00	26.68	1529405.00	3689589.00	5218994.00	26.37	1855119.00	3885236.00	5740355.00	29.89
29	A. & N. ISLANDS	19524.00	33947.00	53471.00	80.10	33559.00	36920.00	70479.00	80.44	48250.00	46705.00	94955.00	47.72
30	CHANDIGARH	0.00	27500.00	27500.00	99.82	600.00	29713.00	30313.00	96.81	400.00	33773.00	34173.00	97.16
31	DADRA & NAGAR HAVELI	9749.00	4905.00	14654.00	45.31	9510.00	5108.00	14618.00	54.92	12350.00	5600.00	17950.00	40.84
32	DAMAN & DIU	...	...	...	...	...	...	...	...	...	...	...	...
33	DELHI	0.00	108234.00	108234.00	14.06	0.00	142005.00	142005.00	12.68	0.00	163508.00	163508.00	10.30
34	LAKSHADWEEP	0.00	8869.00	8869.00	2.99	0.00	8010.00	8010.00	2.71	0.00	0.00	0.00	0.00
35	PUDUCHERRY	7795.00	56061.00	63856.00	69.66	7410.00	56774.00	64184.00	58.21	3120.00	61100.00	64220.00	70.01
	TOTAL U.T.	37068.00	239516.00	276584.00	21.32	51079.00	278530.00	329609.00	19.53	64120.00	310686.00	374806.00	13.52
	TOTAL (STATE & UTs)	637236.00	3354513.00	3991749.00	26.22	1580484.00	3968119.00	5548603.00	25.83	1919239.00	4195922.00	6115161.00	27.82

.NICNET..



## STATEMENT NO. ( 18 ): PLAN &amp; NON-PLAN BUDGETED EXPENDITURE ON GENERAL EDUCATION PROGRAMMES (Sub-head wise)

ACCOUNT: REVENUE ACCOUNT  
PROGRAM: SCHOLARSHIPS

(RUPEES IN THOUSANDS)

SL. NO.	STATE/UNION TERRITORY	2010-11 (ACTUALS)				2011-12 (R.E.)				2012-13 (B.E.)			
		PLAN	NON-PLAN	TOTAL	% AGE TO TOTAL EXP. ON GENERAL	PLAN	NON-PLAN	TOTAL	% AGE TO TOTAL EXP. ON GENERAL	PLAN	NON-PLAN	TOTAL	% AGE TO TOTAL EXP. ON GENERAL
1	ANDHRA PRADESH	...	...	...	...	...	...	...	...	...	...	...	...
2	ARUNACHAL PRADESH	...	...	...	...	...	...	...	...	...	...	...	...
3	ASSAM	...	...	...	...	...	...	...	...	...	...	...	...
4	BIHAR	...	...	...	...	...	...	...	...	...	...	...	...
5	CHHATTISGARH	0.00	205.00	205.00	0.06	0.00	400.00	400.00	0.06	0.00	400.00	400.00	0.06
6	GOA	...	...	...	...	...	...	...	...	...	...	...	...
7	GUJARAT	8540.00	0.00	8540.00	0.67	8300.00	0.00	8300.00	0.50	14500.00	0.00	14500.00	0.77
8	HARYANA	...	...	...	...	...	...	...	...	...	...	...	...
9	HIMACHAL PRADESH	2525.00	0.00	2525.00	3.95	29702.00	2001.00	31703.00	30.54	5.00	2.00	7.00	0.01
10	JAMMU & KASHMIR	...	...	...	...	...	...	...	...	...	...	...	...
11	JHARKHAND	...	...	...	...	...	...	...	...	...	...	...	...
12	KARNATAKA	0.00	110.00	110.00	0.00	0.00	225.00	225.00	0.01	0.00	234.00	234.00	0.01
13	KERALA	...	...	...	...	...	...	...	...	...	...	...	...
14	MADHYA PRADESH	0.00	1217.00	1217.00	0.20	0.00	1200.00	1200.00	0.10	0.00	1200.00	1200.00	0.12
15	MAHARASHTRA	6300.00	20357.00	26657.00	3.14	10450.00	20924.00	31374.00	3.16	9000.00	22293.00	31293.00	2.63
16	MANIPUR	0.00	88.00	88.00	0.13	0.00	150.00	150.00	0.16	0.00	150.00	150.00	0.15
17	MEGHALAYA	0.00	0.00	0.00	0.00	200.00	0.00	200.00	0.08	240.00	0.00	240.00	0.10
18	MIZORAM	0.00	0.00	0.00	0.00	0.00	0.00	0.00	0.00	46132.00	0.00	46132.00	30.27
19	NAGALAND	...	...	...	...	...	...	...	...	...	...	...	...
20	ODISHA	...	...	...	...	...	...	...	...	...	...	...	...
21	PUNJAB	0.00	8.00	8.00	0.00	0.00	134.00	134.00	0.05	0.00	134.00	134.00	0.05
22	RAJASTHAN	...	...	...	...	...	...	...	...	...	...	...	...
23	SIKKIM	17571.00	0.00	17571.00	13.79	35318.00	0.00	35318.00	24.46	32635.00	0.00	32635.00	23.67
24	TAMIL NADU	5859.00	0.00	5859.00	0.19	6606.00	0.00	6606.00	0.17	0.00	0.00	0.00	0.00
25	TRIPURA	...	...	...	...	...	...	...	...	...	...	...	...
26	UTTARAKHAND	...	...	...	...	...	...	...	...	...	...	...	...
27	UTTAR PRADESH	...	...	...	...	...	...	...	...	...	...	...	...
28	WEST BENGAL	85386.00	301109.00	386495.00	22.82	304215.00	303268.00	607483.00	26.53	455100.00	330561.00	785661.00	29.09
TOTAL STATES		126181.00	323094.00	449275.00	3.23	394791.00	328302.00	723093.00	3.65	557612.00	354974.00	912586.00	4.75
29	A. & N. ISLANDS	0.00	287.00	287.00	0.43	0.00	300.00	300.00	0.34	0.00	300.00	300.00	0.15
30	CHANDIGARH	0.00	50.00	50.00	0.18	0.00	1000.00	1000.00	3.19	0.00	1000.00	1000.00	2.84
31	DADRA & NAGAR HAVELI	17685.00	0.00	17685.00	54.69	12000.00	0.00	12000.00	45.08	26000.00	0.00	26000.00	59.16
32	DAMAN & DIU	812.00	398.00	1210.00	9.36	700.00	400.00	1100.00	6.83	1000.00	400.00	1400.00	5.32
33	DELHI	2725.00	0.00	2725.00	0.35	28000.00	0.00	28000.00	2.50	40000.00	0.00	40000.00	2.52
34	LAKSHADWEEP	...	...	...	...	...	...	...	...	...	...	...	...
35	PUDUCHERRY	4545.00	110.00	4655.00	5.08	3420.00	103.00	3523.00	3.20	346.00	680.00	1026.00	1.12
TOTAL U.T.		25767.00	845.00	26612.00	2.05	44120.00	1803.00	45923.00	2.72	67346.00	2380.00	69726.00	2.51
TOTAL (STATE & UTs)		151948.00	323939.00	475887.00	3.13	438911.00	330105.00	769016.00	3.58	624958.00	357354.00	982312.00	4.47

..NICNET..

## STATEMENT NO. ( 18 ): PLAN &amp; NON-PLAN BUDGETED EXPENDITURE ON GENERAL EDUCATION PROGRAMMES (Sub-head wise)

ACCOUNT: REVENUE ACCOUNT  
PROGRAM: RESEARCH

(RUPEES IN THOUSANDS)

SL. NO.	STATE/UNION TERRITORY	2010-11 (ACTUALS)				2011-12 (R.E.)				2012-13 (B.E.)			
		PLAN	NON-PLAN	TOTAL	% AGE TO TOTAL EXP. ON GENERAL	PLAN	NON-PLAN	TOTAL	% AGE TO TOTAL EXP. ON GENERAL	PLAN	NON-PLAN	TOTAL	% AGE TO TOTAL EXP. ON GENERAL
1	ANDHRA PRADESH	...	...	...	...	...	...	...	...	...	...	...	...
2	ARUNACHAL PRADESH	...	...	...	...	...	...	...	...	...	...	...	...
3	ASSAM	364.00	0.00	364.00	0.22	6565.00	0.00	6565.00	2.70	6575.00	0.00	6575.00	2.50
4	BIHAR	1369.00	116629.00	117998.00	77.69	123060.00	146955.00	270015.00	83.38	170000.00	164883.00	334883.00	42.49
5	CHHATTISGARH	...	...	...	...	...	...	...	...	...	...	...	...
6	GOA	...	...	...	...	...	...	...	...	...	...	...	...
7	GUJARAT	...	...	...	...	...	...	...	...	...	...	...	...
8	HARYANA	...	...	...	...	...	...	...	...	...	...	...	...
9	HIMACHAL PRADESH	...	...	...	...	...	...	...	...	...	...	...	...
10	JAMMU & KASHMIR	0.00	18450.00	18450.00	37.75	0.00	26331.00	26331.00	12.63	0.00	29641.00	29641.00	13.17
11	JHARKHAND	...	...	...	...	...	...	...	...	...	...	...	...
12	KARNATAKA	0.00	0.00	0.00	0.00	0.00	0.00	0.00	0.00	20000.00	9530.00	29530.00	1.21
13	KERALA	98000.00	0.00	98000.00	29.13	98000.00	1.00	98001.00	12.79	110000.00	1.00	110001.00	10.34
14	MADHYA PRADESH	...	...	...	...	...	...	...	...	...	...	...	...
15	MAHARASHTRA	1600.00	4064.00	5664.00	0.67	2000.00	3000.00	5000.00	0.50	3000.00	5000.00	8000.00	0.67
16	MANIPUR	...	...	...	...	...	...	...	...	...	...	...	...
17	MEGHALAYA	...	...	...	...	...	...	...	...	...	...	...	...
18	MIZORAM	2644.00	8505.00	11149.00	12.48	2700.00	5770.00	8470.00	8.98	3025.00	6800.00	9825.00	6.45
19	NAGALAND	...	...	...	...	...	...	...	...	...	...	...	...
20	ODISHA	...	...	...	...	...	...	...	...	...	...	...	...
21	PUNJAB	...	...	...	...	...	...	...	...	...	...	...	...
22	RAJASTHAN	943.00	53066.00	54009.00	39.18	1500.00	62286.00	63786.00	38.53	2700.00	58970.00	61670.00	33.94
23	SIKKIM	...	...	...	...	...	...	...	...	...	...	...	...
24	TAMIL NADU	...	...	...	...	...	...	...	...	...	...	...	...
25	TRIPURA	...	...	...	...	...	...	...	...	...	...	...	...
26	UTTARAKHAND	...	...	...	...	...	...	...	...	...	...	...	...
27	UTTAR PRADESH	0.00	21896.00	21896.00	2.54	0.00	24206.00	24206.00	2.26	0.00	27125.00	27125.00	2.95
28	WEST BENGAL	0.00	323.00	323.00	0.02	0.00	359.00	359.00	0.02	555.00	391.00	946.00	0.04
TOTAL STATES		104920.00	222933.00	327853.00	2.35	233825.00	268908.00	502733.00	2.54	315855.00	302341.00	618196.00	3.22
29	A. & N. ISLANDS	...	...	...	...	...	...	...	...	...	...	...	...
30	CHANDIGARH	...	...	...	...	...	...	...	...	...	...	...	...
31	DADRA & NAGAR HAVELI	...	...	...	...	...	...	...	...	...	...	...	...
32	DAMAN & DIU	...	...	...	...	...	...	...	...	...	...	...	...
33	DELHI	...	...	...	...	...	...	...	...	...	...	...	...
34	LAKSHADWEEP	...	...	...	...	...	...	...	...	...	...	...	...
35	PUDUCHERRY	0.00	1332.00	1332.00	1.45	0.00	841.00	841.00	0.76	0.00	910.00	910.00	0.99
TOTAL U.T.		0.00	1332.00	1332.00	0.10	0.00	841.00	841.00	0.05	0.00	910.00	910.00	0.03
TOTAL (STATE & UTs)		104920.00	224265.00	329185.00	2.16	233825.00	269749.00	503574.00	2.34	315855.00	303251.00	619106.00	2.82

..NICNET..

## STATEMENT NO. ( 18 ): PLAN &amp; NON-PLAN BUDGETED EXPENDITURE ON GENERAL EDUCATION PROGRAMMES (Sub-head wise)

ACCOUNT: REVENUE ACCOUNT  
PROGRAM: TRAINING

(RUPEES IN THOUSANDS)

SL. NO.	STATE/UNION TERRITORY	2010-11 (ACTUALS)				2011-12 (R.E.)				2012-13 (B.E.)			
		PLAN	NON-PLAN	TOTAL	% AGE TO TOTAL EXP. ON GENERAL	PLAN	NON-PLAN	TOTAL	% AGE TO TOTAL EXP. ON GENERAL	PLAN	NON-PLAN	TOTAL	% AGE TO TOTAL EXP. ON GENERAL
1	ANDHRA PRADESH	570.00	35106.00	35676.00	5.48	5000.00	34816.00	39816.00	4.75	5000.00	31925.00	36925.00	4.49
2	ARUNACHAL PRADESH	...	...	...	...	...	...	...	...	...	...	...	...
3	ASSAM	2851.00	102033.00	104884.00	63.16	2700.00	150484.00	153184.00	62.93	4410.00	171088.00	175498.00	66.69
4	BIHAR	...	...	...	...	...	...	...	...	...	...	...	...
5	CHHATTISGARH	...	...	...	...	...	...	...	...	...	...	...	...
6	GOA	...	...	...	...	...	...	...	...	...	...	...	...
7	GUJARAT	0.00	220581.00	220581.00	17.28	292165.00	0.00	292165.00	17.61	0.00	367000.00	367000.00	19.38
8	HARYANA	...	...	...	...	...	...	...	...	...	...	...	...
9	HIMACHAL PRADESH	...	...	...	...	...	...	...	...	...	...	...	...
10	JAMMU & KASHMIR	0.00	30419.00	30419.00	62.25	140193.00	41889.00	182082.00	87.37	152136.00	43368.00	195504.00	86.83
11	JHARKHAND	...	...	...	...	...	...	...	...	...	...	...	...
12	KARNATAKA	0.00	0.00	0.00	0.00	0.00	0.00	0.00	0.00	1668743.00	0.00	1668743.00	68.12
13	KERALA	15494.00	67786.00	83280.00	24.75	43000.00	82903.00	125903.00	16.44	20000.00	143000.00	163000.00	15.32
14	MADHYA PRADESH	...	...	...	...	...	...	...	...	...	...	...	...
15	MAHARASHTRA	189367.00	117711.00	307078.00	36.23	226431.00	128427.00	354858.00	35.79	341610.00	135880.00	477490.00	40.10
16	MANIPUR	2928.00	29124.00	32052.00	46.31	2485.00	34649.00	37134.00	38.97	6734.00	36363.00	43097.00	41.94
17	MEGHALAYA	44176.00	118508.00	162684.00	73.03	45500.00	116719.00	162219.00	66.18	13290.00	122404.00	135694.00	59.25
18	MIZORAM	...	...	...	...	...	...	...	...	...	...	...	...
19	NAGALAND	...	...	...	...	...	...	...	...	...	...	...	...
20	ODISHA	166065.00	2280.00	168345.00	60.86	213638.00	2953.00	216591.00	53.90	140071.00	8702.00	148773.00	45.83
21	PUNJAB	...	...	...	...	...	...	...	...	...	...	...	...
22	RAJASTHAN	1846.00	70269.00	72115.00	52.31	3500.00	89027.00	92527.00	55.89	12500.00	97306.00	109806.00	60.43
23	SIKKIM	...	...	...	...	...	...	...	...	...	...	...	...
24	TAMIL NADU	...	...	...	...	...	...	...	...	...	...	...	...
25	TRIPURA	...	...	...	...	...	...	...	...	...	...	...	...
26	UTTARAKHAND	155285.00	12656.00	167941.00	67.28	174491.00	17305.00	191796.00	64.42	188517.00	18205.00	206722.00	65.12
27	UTTAR PRADESH	437103.00	226773.00	663876.00	76.88	797240.00	158557.00	955797.00	89.21	602075.00	168350.00	770425.00	83.91
28	WEST BENGAL	...	...	...	...	...	...	...	...	...	...	...	...
TOTAL STATES		1015685.00	1033246.00	2048931.00	14.71	1946343.00	857729.00	2804072.00	14.17	3155086.00	1343591.00	4498677.00	23.42
29	A. & N. ISLANDS	...	...	...	...	...	...	...	...	...	...	...	...
30	CHANDIGARH	...	...	...	...	...	...	...	...	...	...	...	...
31	DADRA & NAGAR HAVELI	...	...	...	...	...	...	...	...	...	...	...	...
32	DAMAN & DIU	...	...	...	...	...	...	...	...	...	...	...	...
33	DELHI	0.00	633.00	633.00	0.08	0.00	700.00	700.00	0.06	0.00	1050.00	1050.00	0.07
34	LAKSHADWEEP	...	...	...	...	...	...	...	...	...	...	...	...
35	PUDUCHERRY	0.00	0.00	0.00	0.00	23200.00	0.00	23200.00	21.04	0.00	0.00	0.00	0.00
TOTAL U.T.		0.00	633.00	633.00	0.05	23200.00	700.00	23900.00	1.42	0.00	1050.00	1050.00	0.04
TOTAL (STATE & UTs)		1015685.00	1033879.00	2049564.00	13.46	1969543.00	858429.00	2827972.00	13.17	3155086.00	1344641.00	4499727.00	20.47

. . NICNET . .

## STATEMENT NO. ( 18 ): PLAN &amp; NON-PLAN BUDGETED EXPENDITURE ON GENERAL EDUCATION PROGRAMMES (Sub-head wise)

ACCOUNT: REVENUE ACCOUNT  
PROGRAM: OTHER EXPENDITURE

(RUPEES IN THOUSANDS)

SL. NO.	STATE/UNION TERRITORY	2010-11 (ACTUALS)				2011-12 (R.E.)				2012-13 (B.E.)			
		PLAN	NON-PLAN	TOTAL	% AGE TO TOTAL EXP. ON GENERAL	PLAN	NON-PLAN	TOTAL	% AGE TO TOTAL EXP. ON GENERAL	PLAN	NON-PLAN	TOTAL	% AGE TO TOTAL EXP. ON GENERAL
1	ANDHRA PRADESH	4159.00	39442.00	43601.00	6.70	13667.00	52359.00	66026.00	7.88	14189.00	57680.00	71869.00	8.74
2	ARUNACHAL PRADESH	27134.00	0.00	27134.00	37.20	51791.00	0.00	51791.00	47.99	10000.00	0.00	10000.00	16.66
3	ASSAM	0.00	16721.00	16721.00	10.07	0.00	17394.00	17394.00	7.15	0.00	18969.00	18969.00	7.21
4	BIHAR	0.00	754.00	754.00	0.50	0.00	1544.00	1544.00	0.48	0.00	1822.00	1822.00	0.23
5	CHHATTISGARH	306744.00	2997.00	309741.00	88.30	480500.00	2110.00	482610.00	71.60	480500.00	2310.00	482810.00	75.42
6	GOA	0.00	25.00	25.00	0.04	0.00	100.00	100.00	0.12	0.00	100.00	100.00	0.12
7	GUJARAT	302933.00	236455.00	539388.00	42.25	351775.00	325007.00	676782.00	40.79	472950.00	231971.00	704921.00	37.23
8	HARYANA	...	...	...	...	...	...	...	...	...	...	...	...
9	HIMACHAL PRADESH	6324.00	55035.00	61359.00	96.05	2000.00	70095.00	72095.00	69.46	0.00	74790.00	74790.00	99.99
10	JAMMU & KASHMIR	...	...	...	...	...	...	...	...	...	...	...	...
11	JHARKHAND	...	...	...	...	...	...	...	...	...	...	...	...
12	KARNATAKA	2287101.00	9536.00	2296637.00	99.82	3559105.00	15647.00	3574752.00	99.84	733832.00	11864.00	745696.00	30.44
13	KERALA	100516.00	54676.00	155192.00	46.12	310539.00	231600.00	542139.00	70.77	605000.00	185968.00	790968.00	74.34
14	MADHYA PRADESH	146874.00	22174.00	169048.00	28.46	98300.00	24306.00	122606.00	10.35	84700.00	25070.00	109770.00	10.97
15	MAHARASHTRA	2363.00	30624.00	32987.00	3.89	12550.00	42996.00	55546.00	5.60	8500.00	114173.00	122673.00	10.30
16	MANIPUR	961.00	3143.00	4104.00	5.93	1385.00	5901.00	7286.00	7.65	1100.00	5901.00	7001.00	6.81
17	MEGHALAYA	5779.00	54000.00	59779.00	26.83	21200.00	61170.00	82370.00	33.61	16470.00	76296.00	92766.00	40.50
18	MIZORAM	13679.00	28273.00	41952.00	46.96	13650.00	40500.00	54150.00	57.39	12450.00	46100.00	58550.00	38.42
19	NAGALAND	...	...	...	...	...	...	...	...	...	...	...	...
20	ODISHA	78949.00	1519.00	80468.00	29.09	148378.00	3410.00	151788.00	37.77	145477.00	5669.00	151146.00	46.56
21	PUNJAB	0.00	1715.00	1715.00	0.96	0.00	1810.00	1810.00	0.73	0.00	1810.00	1810.00	0.64
22	RAJASTHAN	0.00	11732.00	11732.00	8.51	0.00	9230.00	9230.00	5.58	0.00	10235.00	10235.00	5.63
23	SIKKIM	...	...	...	...	...	...	...	...	...	...	...	...
24	TAMIL NADU	1126.00	3022151.00	3023277.00	99.81	4415.00	3898400.00	3902815.00	99.83	0.00	3236959.00	3236959.00	100.00
25	TRIPURA	...	...	...	...	...	...	...	...	...	...	...	...
26	UTTARAKHAND	3158.00	76617.00	79775.00	31.96	5013.00	97471.00	102484.00	34.42	2490.00	104071.00	106561.00	33.57
27	UTTAR PRADESH	75323.00	83045.00	158368.00	18.34	1593.00	67169.00	68762.00	6.42	1144.00	94668.00	95812.00	10.44
28	WEST BENGAL	83931.00	187997.00	271928.00	16.05	208027.00	289283.00	497310.00	21.72	224760.00	316926.00	541686.00	20.06
TOTAL STATES		3447054.00	3938631.00	7385685.00	53.03	5283888.00	5257502.00	10541390.00	53.27	2813562.00	4623352.00	7436914.00	38.72
29	A. & N. ISLANDS	12994.00	0.00	12994.00	19.47	16841.00	0.00	16841.00	19.22	103708.00	0.00	103708.00	52.12
30	CHANDIGARH	...	...	...	...	...	...	...	...	...	...	...	...
31	DADRA & NAGAR HAVELI	...	...	...	...	...	...	...	...	...	...	...	...
32	DAMAN & DIU	10174.00	1549.00	11723.00	90.64	13500.00	1500.00	15000.00	93.17	23400.00	1500.00	24900.00	94.68
33	DELHI	380481.00	277567.00	658048.00	85.50	634600.00	314580.00	949180.00	84.76	1026200.00	356905.00	1383105.00	87.12
34	LAKSHADWEEP	8000.00	279261.00	287261.00	97.01	8000.00	280000.00	288000.00	97.29	192500.00	596600.00	789100.00	100.00
35	PUDUCHERRY	18477.00	3348.00	21825.00	23.81	15187.00	3330.00	18517.00	16.79	10820.00	14760.00	25580.00	27.88
TOTAL U.T.		430126.00	561725.00	991851.00	76.47	688128.00	599410.00	1287538.00	76.28	1356628.00	969765.00	2326393.00	83.90
TOTAL (STATE & UTs)		3877180.00	4500356.00	8377536.00	55.03	5972016.00	5856912.00	11828928.00	55.07	4170190.00	5593117.00	9763307.00	44.42

.NICNET..

## STATEMENT NO. ( 19 ): PLAN &amp; NON-PLAN BUDGETED EXPENDITURE ON LANGUAGE DEVELOPMENT

ACCOUNT: REVENUE ACCOUNT  
PROGRAM: TOTAL EXPENDITURE

(RUPEES IN THOUSANDS)

SL. NO.	STATE/UNION TERRITORY	2010-11 (ACTUALS)				2011-12 (R.E.)				2012-13 (B.E.)			
		PLAN	NON-PLAN	TOTAL	% AGE TO TOTAL EXP. ON EDUCATION	PLAN	NON-PLAN	TOTAL	% AGE TO TOTAL EXP. ON EDUCATION	PLAN	NON-PLAN	TOTAL	% AGE TO TOTAL EXP. ON EDUCATION
1	ANDHRA PRADESH	0.00	249609.00	249609.00	0.21	500.00	347150.00	347650.00	0.22	500.00	335230.00	335730.00	0.19
2	ARUNACHAL PRADESH	...	...	...	...	...	...	...	...	...	...	...	...
3	ASSAM	866278.00	419813.00	1286091.00	2.16	30800.00	574417.00	605217.00	0.91	70900.00	631207.00	702107.00	0.82
4	BIHAR	0.00	963721.00	963721.00	1.21	0.00	1233942.00	1233942.00	1.15	0.00	1216200.00	1216200.00	0.98
5	CHHATTISGARH	2488.00	7565.00	10053.00	0.03	5980.00	13179.00	19159.00	0.04	14289.00	13334.00	27623.00	0.05
6	GOA	15158.00	0.00	15158.00	0.19	23201.00	200.00	23401.00	0.26	39600.00	200.00	39800.00	0.39
7	GUJARAT	17876.00	32120.00	49996.00	0.05	27603.00	69299.00	96902.00	0.08	23346.00	34937.00	58283.00	0.05
8	HARYANA	74005.00	0.00	74005.00	0.13	0.00	0.00	0.00	0.00	0.00	0.00	0.00	0.00
9	HIMACHAL PRADESH	164.00	57355.00	57519.00	0.22	95.00	63773.00	63868.00	0.21	5330.00	72346.00	77676.00	0.23
10	JAMMU & KASHMIR	...	...	...	...	...	...	...	...	...	...	...	...
11	JHARKHAND	0.00	131924.00	131924.00	0.37	0.00	269580.00	269580.00	0.58	0.00	273180.00	273180.00	0.49
12	KARNATAKA	64338.00	151682.00	216020.00	0.21	147000.00	158812.00	305812.00	0.25	50000.00	197921.00	247921.00	0.17
13	KERALA	40736.00	287861.00	328597.00	0.49	39001.00	63742.00	102743.00	0.11	36000.00	57765.00	93765.00	0.09
14	MADHYA PRADESH	0.00	58125.00	58125.00	0.09	0.00	81784.00	81784.00	0.09	0.00	100374.00	100374.00	0.10
15	MAHARASHTRA	0.00	1196.00	1196.00	0.00	0.00	1281.00	1281.00	0.00	0.00	1226.00	1226.00	0.00
16	MANIPUR	10308.00	1834.00	12142.00	0.24	8580.00	3001.00	11581.00	0.18	8580.00	3137.00	11717.00	0.18
17	MEGHALAYA	688.00	0.00	688.00	0.01	300.00	0.00	300.00	0.00	300.00	0.00	300.00	0.00
18	MIZORAM	137183.00	277339.00	414522.00	8.08	183745.00	288444.00	472189.00	8.19	214395.00	351920.00	566315.00	8.44
19	NAGALAND	0.00	4573.00	4573.00	0.08	0.00	5079.00	5079.00	0.08	0.00	5246.00	5246.00	0.07
20	ODISHA	7200.00	334250.00	341450.00	0.54	72275.00	471799.00	544074.00	0.78	181087.00	498598.00	679685.00	0.88
21	PUNJAB	27936.00	81388.00	109324.00	0.28	20750.00	119345.00	140095.00	0.25	24100.00	128056.00	152156.00	0.25
22	RAJASTHAN	19862.00	931980.00	951842.00	0.95	39637.00	1006880.00	1046517.00	0.88	70718.00	1079668.00	1150386.00	0.84
23	SIKKIM	290.00	0.00	290.00	0.01	0.00	0.00	0.00	0.00	2000.00	0.00	2000.00	0.07
24	TAMIL NADU	47543.00	2334044.00	2381587.00	1.77	13076.00	321014.00	334090.00	0.23	10164.00	340854.00	351018.00	0.21
25	TRIPURA	470.00	22117.00	22587.00	0.28	0.00	22208.00	22208.00	0.25	700.00	23844.00	24544.00	0.25
26	UTTARAKHAND	13129.00	142714.00	155843.00	0.50	62516.00	129233.00	191749.00	0.62	46668.00	131989.00	178657.00	0.44
27	UTTAR PRADESH	505.00	1244184.00	1244689.00	0.68	65400.00	1319397.00	1384797.00	0.56	0.00	1566869.00	1566869.00	0.54
28	WEST BENGAL	42797.00	329430.00	372227.00	0.27	99948.00	362267.00	462215.00	0.28	114775.00	423590.00	538365.00	0.32
TOTAL STATES		1388954.00	8064824.00	9453778.00	0.54	840407.00	6925826.00	7766233.00	0.36	913452.00	7487691.00	8401143.00	0.35
29	A. & N. ISLANDS	5535.00	0.00	5535.00	0.20	8164.00	0.00	8164.00	0.25	9400.00	0.00	9400.00	0.25
30	CHANDIGARH	1800.00	14845.00	16645.00	0.34	3000.00	13445.00	16445.00	0.44	2400.00	14155.00	16555.00	0.39
31	DADRA & NAGAR HAVELI	...	...	...	...	...	...	...	...	...	...	...	...
32	DAMAN & DIU	...	...	...	...	...	...	...	...	...	...	...	...
33	DELHI	41356.00	0.00	41356.00	0.11	53000.00	0.00	53000.00	0.12	61500.00	0.00	61500.00	0.12
34	LAKSHADWEEP	...	...	...	...	...	...	...	...	...	...	...	...
35	PUDUCHERRY	5562.00	0.00	5562.00	0.11	5755.00	0.00	5755.00	0.13	9315.00	0.00	9315.00	0.16
TOTAL U.T.		54253.00	14845.00	69098.00	0.13	69919.00	13445.00	83364.00	0.14	82615.00	14155.00	96770.00	0.14
TOTAL (STATE & UTs)		1443207.00	8079669.00	9522876.00	0.52	910326.00	6939271.00	7849597.00	0.35	996067.00	7501846.00	8497913.00	0.34
CENTRE TOTAL		1423717.00	720800.00	2144517.00	0.41	1700000.00	890000.00	2590000.00	0.42	1955000.00	943800.00	2898800.00	0.39
GRAND TOTAL		2866924.00	8800469.00	11667393.00	0.50	2610326.00	7829271.00	10439597.00	0.37	2951067.00	8445646.00	11396713.00	0.35

..NICNET..

## STATEMENT NO. ( 20 ): PLAN &amp; NON-PLAN BUDGETED EXPENDITURE ON LANGUAGE DEVELOPMENT (Sub-head wise)

ACCOUNT: REVENUE ACCOUNT  
PROGRAM: DIRECTION & ADMINISTRATION

(RUPEES IN THOUSANDS)

SL. NO.	STATE/UNION TERRITORY	2010-11 (ACTUALS)				2011-12 (R.E.)				2012-13 (B.E.)			
		PLAN	NON-PLAN	TOTAL	% AGE TO TOTAL EXP. ON LNG. DEV.	PLAN	NON-PLAN	TOTAL	% AGE TO TOTAL EXP. ON LNG. DEV.	PLAN	NON-PLAN	TOTAL	% AGE TO TOTAL EXP. ON LNG. DEV.
1	ANDHRA PRADESH	...	...	...	...	...	...	...	...	...	...	...	...
2	ARUNACHAL PRADESH	...	...	...	...	...	...	...	...	...	...	...	...
3	ASSAM	795631.00	43539.00	839170.00	65.25	7800.00	27583.00	35383.00	5.85	30000.00	27133.00	57133.00	8.14
4	BIHAR	...	...	...	...	...	...	...	...	...	...	...	...
5	CHHATTISGARH	...	...	...	...	...	...	...	...	...	...	...	...
6	GOA	...	...	...	...	...	...	...	...	...	...	...	...
7	GUJARAT	...	...	...	...	...	...	...	...	...	...	...	...
8	HARYANA	...	...	...	...	...	...	...	...	...	...	...	...
9	HIMACHAL PRADESH	0.00	26046.00	26046.00	45.28	0.00	29538.00	29538.00	46.25	1000.00	33227.00	34227.00	44.06
10	JAMMU & KASHMIR	...	...	...	...	...	...	...	...	...	...	...	...
11	JHARKHAND	...	...	...	...	...	...	...	...	...	...	...	...
12	KARNATAKA	...	...	...	...	...	...	...	...	...	...	...	...
13	KERALA	...	...	...	...	...	...	...	...	...	...	...	...
14	MADHYA PRADESH	...	...	...	...	...	...	...	...	...	...	...	...
15	MAHARASHTRA	...	...	...	...	...	...	...	...	...	...	...	...
16	MANIPUR	49.00	165.00	214.00	1.76	50.00	337.00	387.00	3.34	50.00	351.00	401.00	3.42
17	MEGHALAYA	0.00	0.00	0.00	0.00	100.00	0.00	100.00	33.33	100.00	0.00	100.00	33.33
18	MIZORAM	...	...	...	...	...	...	...	...	...	...	...	...
19	NAGALAND	...	...	...	...	...	...	...	...	...	...	...	...
20	ODISHA	...	...	...	...	...	...	...	...	...	...	...	...
21	PUNJAB	0.00	76816.00	76816.00	70.26	0.00	113486.00	113486.00	81.01	0.00	123076.00	123076.00	80.89
22	RAJASTHAN	0.00	5467.00	5467.00	0.57	0.00	7776.00	7776.00	0.74	0.00	8641.00	8641.00	0.75
23	SIKKIM	...	...	...	...	...	...	...	...	...	...	...	...
24	TAMIL NADU	765.00	82955.00	83720.00	3.52	200.00	87417.00	87617.00	26.23	2053.00	97854.00	99907.00	28.46
25	TRIPURA	...	...	...	...	...	...	...	...	...	...	...	...
26	UTTARAKHAND	4331.00	0.00	4331.00	2.78	7265.00	0.00	7265.00	3.79	7427.00	0.00	7427.00	4.16
27	UTTAR PRADESH	0.00	2513.00	2513.00	0.20	0.00	3007.00	3007.00	0.22	0.00	3335.00	3335.00	0.21
28	WEST BENGAL	...	...	...	...	...	...	...	...	...	...	...	...
TOTAL STATES		800776.00	237501.00	1038277.00	10.98	15415.00	269144.00	284559.00	3.66	40630.00	293617.00	334247.00	3.98
29	A. & N. ISLANDS	...	...	...	...	...	...	...	...	...	...	...	...
30	CHANDIGARH	...	...	...	...	...	...	...	...	...	...	...	...
31	DADRA & NAGAR HAVELI	...	...	...	...	...	...	...	...	...	...	...	...
32	DAMAN & DIU	...	...	...	...	...	...	...	...	...	...	...	...
33	DELHI	...	...	...	...	...	...	...	...	...	...	...	...
34	LAKSHADWEEP	...	...	...	...	...	...	...	...	...	...	...	...
35	PUDUCHERRY	...	...	...	...	...	...	...	...	...	...	...	...
TOTAL U.T.		0.00	0.00	0.00	0.00	0.00	0.00	0.00	0.00	0.00	0.00	0.00	0.00
TOTAL (STATE & UTs)		800776.00	237501.00	1038277.00	10.90	15415.00	269144.00	284559.00	3.63	40630.00	293617.00	334247.00	3.93

..NICNET..

## STATEMENT NO. ( 20 ): PLAN &amp; NON-PLAN BUDGETED EXPENDITURE ON LANGUAGE DEVELOPMENT (Sub-head wise)

ACCOUNT: REVENUE ACCOUNT  
PROGRAM: PROMOTION OF MODERN INDIAN LANGUAGES & LITERATURE

(RUPEES IN THOUSANDS)

SL. NO.	STATE/UNION TERRITORY	2010-11 (ACTUALS)				2011-12 (R.E.)				2012-13 (B.E.)			
		PLAN	NON-PLAN	TOTAL	% AGE TO TOTAL EXP. ON LNG. DEV.	PLAN	NON-PLAN	TOTAL	% AGE TO TOTAL EXP. ON LNG. DEV.	PLAN	NON-PLAN	TOTAL	% AGE TO TOTAL EXP. ON LNG. DEV.
1	ANDHRA PRADESH	0.00	32955.00	32955.00	13.20	500.00	45830.00	46330.00	13.33	500.00	45554.00	46054.00	13.72
2	ARUNACHAL PRADESH	...	...	...	...	...	...	...	...	...	...	...	...
3	ASSAM	...	...	...	...	...	...	...	...	...	...	...	...
4	BIHAR	...	...	...	...	...	...	...	...	...	...	...	...
5	CHHATTISGARH	2488.00	4165.00	6653.00	66.18	5980.00	6279.00	12259.00	63.99	14289.00	6334.00	20623.00	74.66
6	GOA	...	...	...	...	...	...	...	...	...	...	...	...
7	GUJARAT	17316.00	3486.00	20802.00	41.61	17403.00	6091.00	23494.00	24.25	11950.00	5707.00	17657.00	30.30
8	HARYANA	74005.00	0.00	74005.00	100.00	0.00	0.00	0.00	0.00	0.00	0.00	0.00	0.00
9	HIMACHAL PRADESH	0.00	3157.00	3157.00	5.49	0.00	4221.00	4221.00	6.61	0.00	4091.00	4091.00	5.27
10	JAMMU & KASHMIR	...	...	...	...	...	...	...	...	...	...	...	...
11	JHARKHAND	...	...	...	...	...	...	...	...	...	...	...	...
12	KARNATAKA	0.00	2244.00	2244.00	1.04	0.00	4957.00	4957.00	1.62	0.00	4884.00	4884.00	1.97
13	KERALA	36800.00	47692.00	84492.00	25.71	35000.00	58344.00	93344.00	90.85	36000.00	52196.00	88196.00	94.06
14	MADHYA PRADESH	0.00	164.00	164.00	0.28	0.00	0.00	0.00	0.00	0.00	0.00	0.00	0.00
15	MAHARASHTRA	0.00	18.00	18.00	1.51	0.00	18.00	18.00	1.41	0.00	18.00	18.00	1.47
16	MANIPUR	2577.00	1145.00	3722.00	30.65	3400.00	1725.00	5125.00	44.25	3400.00	1806.00	5206.00	44.43
17	MEGHALAYA	200.00	0.00	200.00	29.07	100.00	0.00	100.00	33.33	100.00	0.00	100.00	33.33
18	MIZORAM	137183.00	277339.00	414522.00	100.00	183745.00	288444.00	472189.00	100.00	214395.00	351920.00	566315.00	100.00
19	NAGALAND	0.00	4573.00	4573.00	100.00	0.00	5079.00	5079.00	100.00	0.00	5246.00	5246.00	100.00
20	ODISHA	5100.00	58106.00	63206.00	18.51	68774.00	73184.00	141958.00	26.09	181086.00	77570.00	258656.00	38.06
21	PUNJAB	27936.00	0.00	27936.00	25.55	17750.00	0.00	17750.00	12.67	20850.00	0.00	20850.00	13.70
22	RAJASTHAN	6240.00	9365.00	15605.00	1.64	15701.00	12471.00	28172.00	2.69	33201.00	12134.00	45335.00	3.94
23	SIKKIM	0.00	0.00	0.00	0.00	0.00	0.00	0.00	0.00	1500.00	0.00	1500.00	75.00
24	TAMIL NADU	10000.00	2126163.00	2136163.00	89.69	4265.00	20566.00	24831.00	7.43	2930.00	18720.00	21650.00	6.17
25	TRIPURA	470.00	0.00	470.00	2.08	0.00	0.00	0.00	0.00	600.00	0.00	600.00	2.44
26	UTTARAKHAND	8115.00	1474.00	9589.00	6.15	30949.00	8194.00	39143.00	20.41	20181.00	8194.00	28375.00	15.88
27	UTTAR PRADESH	500.00	51683.00	52183.00	4.19	400.00	44559.00	44959.00	3.25	0.00	52286.00	52286.00	3.34
28	WEST BENGAL	16196.00	5604.00	21800.00	5.86	19927.00	6165.00	26092.00	5.64	39745.00	7028.00	46773.00	8.69
	TOTAL STATES	345126.00	2629333.00	2974459.00	31.46	403894.00	586127.00	990021.00	12.75	580727.00	653688.00	1234415.00	14.69
29	A. & N. ISLANDS	5535.00	0.00	5535.00	100.00	8164.00	0.00	8164.00	100.00	9400.00	0.00	9400.00	100.00
30	CHANDIGARH	...	...	...	...	...	...	...	...	...	...	...	...
31	DADRA & NAGAR HAVELI	...	...	...	...	...	...	...	...	...	...	...	...
32	DAMAN & DIU	...	...	...	...	...	...	...	...	...	...	...	...
33	DELHI	37406.00	0.00	37406.00	90.45	45000.00	0.00	45000.00	84.91	53000.00	0.00	53000.00	86.18
34	LAKSHADWEEP	...	...	...	...	...	...	...	...	...	...	...	...
35	PUDUCHERRY	...	...	...	...	...	...	...	...	...	...	...	...
	TOTAL U.T.	42941.00	0.00	42941.00	62.15	53164.00	0.00	53164.00	63.77	62400.00	0.00	62400.00	64.48
	TOTAL (STATE & UTs)	388067.00	2629333.00	3017400.00	31.69	457058.00	586127.00	1043185.00	13.29	643127.00	653688.00	1296815.00	15.26

. . . NICNET . . .

## STATEMENT NO. ( 20 ): PLAN &amp; NON-PLAN BUDGETED EXPENDITURE ON LANGUAGE DEVELOPMENT (Sub-head wise)

ACCOUNT: REVENUE ACCOUNT  
PROGRAM: SANSKRIT EDUCATION

(RUPEES IN THOUSANDS)

SL. NO.	STATE/UNION TERRITORY	2010-11 (ACTUALS)				2011-12 (R.E.)				2012-13 (B.E.)			
		PLAN	NON-PLAN	TOTAL	% AGE TO TOTAL EXP. ON LNG. DEV.	PLAN	NON-PLAN	TOTAL	% AGE TO TOTAL EXP. ON LNG. DEV.	PLAN	NON-PLAN	TOTAL	% AGE TO TOTAL EXP. ON LNG. DEV.
1	ANDHRA PRADESH	0.00	216654.00	216654.00	86.80	0.00	301320.00	301320.00	86.67	0.00	289676.00	289676.00	86.28
2	ARUNACHAL PRADESH	...	...	...	...	...	...	...	...	...	...	...	...
3	ASSAM	70647.00	82887.00	153534.00	11.94	900.00	152031.00	152931.00	25.27	900.00	193328.00	194228.00	27.66
4	BIHAR	0.00	386917.00	386917.00	40.15	0.00	420967.00	420967.00	34.12	0.00	400762.00	400762.00	32.95
5	CHHATTISGARH	0.00	3400.00	3400.00	33.82	0.00	6900.00	6900.00	36.01	0.00	7000.00	7000.00	25.34
6	GOA	2245.00	0.00	2245.00	14.81	4000.00	0.00	4000.00	17.09	5000.00	0.00	5000.00	12.56
7	GUJARAT	560.00	28634.00	29194.00	58.39	10200.00	63208.00	73408.00	75.75	11396.00	29230.00	40626.00	69.70
8	HARYANA	...	...	...	...	...	...	...	...	...	...	...	...
9	HIMACHAL PRADESH	0.00	25018.00	25018.00	43.50	0.00	27541.00	27541.00	43.12	4200.00	32762.00	36962.00	47.58
10	JAMMU & KASHMIR	...	...	...	...	...	...	...	...	...	...	...	...
11	JHARKHAND	0.00	21924.00	21924.00	16.62	0.00	29580.00	29580.00	10.97	0.00	33180.00	33180.00	12.15
12	KARNATAKA	64338.00	149438.00	213776.00	98.96	147000.00	153855.00	300855.00	98.38	50000.00	193037.00	243037.00	98.03
13	KERALA	1936.00	0.00	1936.00	0.59	2000.00	0.00	2000.00	1.95	0.00	0.00	0.00	0.00
14	MADHYA PRADESH	0.00	57719.00	57719.00	99.30	0.00	81154.00	81154.00	99.23	0.00	99674.00	99674.00	99.30
15	MAHARASHTRA	0.00	1178.00	1178.00	98.49	0.00	1263.00	1263.00	98.59	0.00	1208.00	1208.00	98.53
16	MANIPUR	0.00	524.00	524.00	4.32	30.00	939.00	969.00	8.37	30.00	980.00	1010.00	8.62
17	MEGHALAYA	488.00	0.00	488.00	70.93	100.00	0.00	100.00	33.33	100.00	0.00	100.00	33.33
18	MIZORAM	...	...	...	...	...	...	...	...	...	...	...	...
19	NAGALAND	...	...	...	...	...	...	...	...	...	...	...	...
20	ODISHA	0.00	273793.00	273793.00	80.19	1.00	396164.00	396165.00	72.81	1.00	415077.00	415078.00	61.07
21	PUNJAB	...	...	...	...	...	...	...	...	...	...	...	...
22	RAJASTHAN	11277.00	887992.00	899269.00	94.48	21665.00	956953.00	978618.00	93.51	30259.00	1023913.00	1054172.00	91.64
23	SIKKIM	290.00	0.00	290.00	100.00	0.00	0.00	0.00	0.00	500.00	0.00	500.00	25.00
24	TAMIL NADU	0.00	25271.00	25271.00	1.06	0.00	60821.00	60821.00	18.20	0.00	63548.00	63548.00	18.10
25	TRIPURA	0.00	131.00	131.00	0.58	0.00	162.00	162.00	0.73	0.00	175.00	175.00	0.71
26	UTTARAKHAND	683.00	141240.00	141923.00	91.07	24302.00	121039.00	145341.00	75.80	19060.00	123795.00	142855.00	79.96
27	UTTAR PRADESH	5.00	1188638.00	1188643.00	95.50	65000.00	1270531.00	1335531.00	96.44	0.00	1509948.00	1509948.00	96.37
28	WEST BENGAL	0.00	48392.00	48392.00	13.00	0.00	53188.00	53188.00	11.51	0.00	64551.00	64551.00	11.99
TOTAL STATES		152469.00	3539750.00	3692219.00	39.06	275198.00	4097616.00	4372814.00	56.31	121446.00	4481844.00	4603290.00	54.79
29	A. & N. ISLANDS	...	...	...	...	...	...	...	...	...	...	...	...
30	CHANDIGARH	...	...	...	...	...	...	...	...	...	...	...	...
31	DADRA & NAGAR HAVELI	...	...	...	...	...	...	...	...	...	...	...	...
32	DAMAN & DIU	...	...	...	...	...	...	...	...	...	...	...	...
33	DELHI	3950.00	0.00	3950.00	9.55	8000.00	0.00	8000.00	15.09	8500.00	0.00	8500.00	13.82
34	LAKSHADWEEP	...	...	...	...	...	...	...	...	...	...	...	...
35	PUDUCHERRY	...	...	...	...	...	...	...	...	...	...	...	...
TOTAL U.T.		3950.00	0.00	3950.00	5.72	8000.00	0.00	8000.00	9.60	8500.00	0.00	8500.00	8.78
TOTAL (STATE & UTs)		156419.00	3539750.00	3696169.00	38.81	283198.00	4097616.00	4380814.00	55.81	129946.00	4481844.00	4611790.00	54.27

. . . NICNET . . .



## STATEMENT NO. ( 20 ): PLAN &amp; NON-PLAN BUDGETED EXPENDITURE ON LANGUAGE DEVELOPMENT (Sub-head wise)

ACCOUNT: REVENUE ACCOUNT  
PROGRAM: COMMERICAL INSTITUTIONS

(RUPEES IN THOUSANDS)

SL. NO.	STATE/UNION TERRITORY	2010-11 (ACTUALS)				2011-12 (R.E.)				2012-13 (B.E.)			
		PLAN	NON-PLAN	TOTAL	% AGE TO TOTAL EXP. ON LNG. DEV.	PLAN	NON-PLAN	TOTAL	% AGE TO TOTAL EXP. ON LNG. DEV.	PLAN	NON-PLAN	TOTAL	% AGE TO TOTAL EXP. ON LNG. DEV.
1	ANDHRA PRADESH	...	...	...	...	...	...	...	...	...	...	...	...
2	ARUNACHAL PRADESH	...	...	...	...	...	...	...	...	...	...	...	...
3	ASSAM	...	...	...	...	...	...	...	...	...	...	...	...
4	BIHAR	...	...	...	...	...	...	...	...	...	...	...	...
5	CHHATTISGARH	...	...	...	...	...	...	...	...	...	...	...	...
6	GOA	...	...	...	...	...	...	...	...	...	...	...	...
7	GUJARAT	...	...	...	...	...	...	...	...	...	...	...	...
8	HARYANA	...	...	...	...	...	...	...	...	...	...	...	...
9	HIMACHAL PRADESH	...	...	...	...	...	...	...	...	...	...	...	...
10	JAMMU & KASHMIR	...	...	...	...	...	...	...	...	...	...	...	...
11	JHARKHAND	...	...	...	...	...	...	...	...	...	...	...	...
12	KARNATAKA	...	...	...	...	...	...	...	...	...	...	...	...
13	KERALA	...	...	...	...	...	...	...	...	...	...	...	...
14	MADHYA PRADESH	...	...	...	...	...	...	...	...	...	...	...	...
15	MAHARASHTRA	...	...	...	...	...	...	...	...	...	...	...	...
16	MANIPUR	...	...	...	...	...	...	...	...	...	...	...	...
17	MEGHALAYA	...	...	...	...	...	...	...	...	...	...	...	...
18	MIZORAM	...	...	...	...	...	...	...	...	...	...	...	...
19	NAGALAND	...	...	...	...	...	...	...	...	...	...	...	...
20	ODISHA	...	...	...	...	...	...	...	...	...	...	...	...
21	PUNJAB	...	...	...	...	...	...	...	...	...	...	...	...
22	RAJASTHAN	...	...	...	...	...	...	...	...	...	...	...	...
23	SIKKIM	...	...	...	...	...	...	...	...	...	...	...	...
24	TAMIL NADU	...	...	...	...	...	...	...	...	...	...	...	...
25	TRIPURA	...	...	...	...	...	...	...	...	...	...	...	...
26	UTTARAKHAND	...	...	...	...	...	...	...	...	...	...	...	...
27	UTTAR PRADESH	...	...	...	...	...	...	...	...	...	...	...	...
28	WEST BENGAL	...	...	...	...	...	...	...	...	...	...	...	...
TOTAL STATES		0.00	0.00	0.00	0.00	0.00	0.00	0.00	0.00	0.00	0.00	0.00	0.00
29	A. & N. ISLANDS	...	...	...	...	...	...	...	...	...	...	...	...
30	CHANDIGARH	...	...	...	...	...	...	...	...	...	...	...	...
31	DADRA & NAGAR HAVELI	...	...	...	...	...	...	...	...	...	...	...	...
32	DAMAN & DIU	...	...	...	...	...	...	...	...	...	...	...	...
33	DELHI	...	...	...	...	...	...	...	...	...	...	...	...
34	LAKSHADWEEP	...	...	...	...	...	...	...	...	...	...	...	...
35	PUDUCHERRY	...	...	...	...	...	...	...	...	...	...	...	...
TOTAL U.T.		0.00	0.00	0.00	0.00	0.00	0.00	0.00	0.00	0.00	0.00	0.00	0.00
TOTAL (STATE & UTs)		...	...	0.00	0.00	...	...	0.00	0.00	...	...	0.00	0.00

..NICNET..

## STATEMENT NO. ( 20 ): PLAN &amp; NON-PLAN BUDGETED EXPENDITURE ON LANGUAGE DEVELOPMENT (Sub-head wise)

ACCOUNT: REVENUE ACCOUNT  
PROGRAM: OTHER EXPENDITURE

(RUPEES IN THOUSANDS)

SL. NO.	STATE/UNION TERRITORY	2010-11 (ACTUALS)				2011-12 (R.E.)				2012-13 (B.E.)			
		PLAN	NON-PLAN	TOTAL	% AGE TO TOTAL EXP. ON LNG. DEV.	PLAN	NON-PLAN	TOTAL	% AGE TO TOTAL EXP. ON LNG. DEV.	PLAN	NON-PLAN	TOTAL	% AGE TO TOTAL EXP. ON LNG. DEV.
1	ANDHRA PRADESH	...	...	...	...	...	...	...	...	...	...	...	...
2	ARUNACHAL PRADESH	...	...	...	...	...	...	...	...	...	...	...	...
3	ASSAM	0.00	293387.00	293387.00	22.81	22100.00	394803.00	416903.00	68.88	40000.00	410746.00	450746.00	64.20
4	BIHAR	0.00	576804.00	576804.00	59.85	0.00	812975.00	812975.00	65.88	0.00	815438.00	815438.00	67.05
5	CHHATTISGARH	...	...	...	...	...	...	...	...	...	...	...	...
6	GOA	12913.00	0.00	12913.00	85.19	19201.00	200.00	19401.00	82.91	34600.00	200.00	34800.00	87.44
7	GUJARAT	...	...	...	...	...	...	...	...	...	...	...	...
8	HARYANA	...	...	...	...	...	...	...	...	...	...	...	...
9	HIMACHAL PRADESH	164.00	3134.00	3298.00	5.73	95.00	2473.00	2568.00	4.02	130.00	2266.00	2396.00	3.08
10	JAMMU & KASHMIR	...	...	...	...	...	...	...	...	...	...	...	...
11	JHARKHAND	0.00	110000.00	110000.00	83.38	0.00	240000.00	240000.00	89.03	0.00	240000.00	240000.00	87.85
12	KARNATAKA	...	...	...	...	...	...	...	...	...	...	...	...
13	KERALA	2000.00	240169.00	242169.00	73.70	2001.00	5398.00	7399.00	7.20	0.00	5569.00	5569.00	5.94
14	MADHYA PRADESH	0.00	242.00	242.00	0.42	0.00	630.00	630.00	0.77	0.00	700.00	700.00	0.70
15	MAHARASHTRA	...	...	...	...	...	...	...	...	...	...	...	...
16	MANIPUR	7682.00	0.00	7682.00	63.27	5100.00	0.00	5100.00	44.04	5100.00	0.00	5100.00	43.53
17	MEGHALAYA	...	...	...	...	...	...	...	...	...	...	...	...
18	MIZORAM	...	...	...	...	...	...	...	...	...	...	...	...
19	NAGALAND	...	...	...	...	...	...	...	...	...	...	...	...
20	ODISHA	2100.00	2351.00	4451.00	1.30	3500.00	2451.00	5951.00	1.09	0.00	5951.00	5951.00	0.88
21	PUNJAB	0.00	4572.00	4572.00	4.18	3000.00	5859.00	8859.00	6.32	3250.00	4980.00	8230.00	5.41
22	RAJASTHAN	2345.00	29156.00	31501.00	3.31	2271.00	29680.00	31951.00	3.05	7258.00	34980.00	42238.00	3.67
23	SIKKIM	...	...	...	...	...	...	...	...	...	...	...	...
24	TAMIL NADU	36778.00	99655.00	136433.00	5.73	8611.00	152210.00	160821.00	48.14	5181.00	160732.00	165913.00	47.27
25	TRIPURA	0.00	21986.00	21986.00	97.34	0.00	22046.00	22046.00	99.27	100.00	23669.00	23769.00	96.84
26	UTTARAKHAND	...	...	...	...	...	...	...	...	...	...	...	...
27	UTTAR PRADESH	0.00	1350.00	1350.00	0.11	0.00	1300.00	1300.00	0.09	0.00	1300.00	1300.00	0.08
28	WEST BENGAL	26601.00	275434.00	302035.00	81.14	80021.00	302914.00	382935.00	82.85	75030.00	352011.00	427041.00	79.32
TOTAL STATES		90583.00	1658240.00	1748823.00	18.50	145900.00	1972939.00	2118839.00	27.28	170649.00	2058542.00	2229191.00	26.53
29	A. & N. ISLANDS	...	...	...	...	...	...	...	...	...	...	...	...
30	CHANDIGARH	1800.00	14845.00	16645.00	100.00	3000.00	13445.00	16445.00	100.00	2400.00	14155.00	16555.00	100.00
31	DADRA & NAGAR HAVELI	...	...	...	...	...	...	...	...	...	...	...	...
32	DAMAN & DIU	...	...	...	...	...	...	...	...	...	...	...	...
33	DELHI	...	...	...	...	...	...	...	...	...	...	...	...
34	LAKSHADWEEP	...	...	...	...	...	...	...	...	...	...	...	...
35	PUDUCHERRY	5562.00	0.00	5562.00	100.00	5755.00	0.00	5755.00	100.00	9315.00	0.00	9315.00	100.00
TOTAL U.T.		7362.00	14845.00	22207.00	32.14	8755.00	13445.00	22200.00	26.63	11715.00	14155.00	25870.00	26.73
TOTAL (STATE & UTs)		97945.00	1673085.00	1771030.00	18.60	154655.00	1986384.00	2141039.00	27.28	182364.00	2072697.00	2255061.00	26.54

..NICNET..

STATEMENT NO. ( 21 ) : BUDGETED EXPENDITURE ON EDUCATION OF THE EDUCATION DEPARTMENTS ACCORDING TO HEADS OF CHARGES ( REVENUE ACCOUNT ) FOR 2010-2011 (ACTUAL)

( RUPEES IN THOUSANDS )

STATE/ UNION TERRITORY	ELEMENTARY EDUCATION TOTAL	% AGE	SECONDARY EDUCATION TOTAL	% AGE	ADULT EDUCATION TOTAL	% AGE	UNIV. & HIGHER EDU. TOTAL	% AGE	TECHNICAL EDUCATION TOTAL	% AGE	PHYSICAL EDUCATION TOTAL	% AGE	GENERAL EDUCATION TOTAL	% AGE	LANGUAGE DEVELOPMENT TOTAL	% AGE	T O T A L
ANDHRA PRADESH	4880066.00	41.44	42752053.00	36.30	394925.00	0.34	18462936.00	15.68	6459555.00	5.48	0.00	...	650715.00	0.55	249609.00	0.21	117769859.00
ARUNACHAL PRADESH	2727548.00	63.52	1084505.00	25.25	48870.00	1.14	314044.00	7.31	46324.00	1.08	0.00	...	72948.00	1.70	0.00	...	4294239.00
ASSAM	31141663.00	52.37	17587610.00	29.58	224040.00	0.38	8169084.00	13.74	892657.00	1.50	0.00	...	166053.00	0.28	1286091.00	2.16	59467198.00
BIHAR	49693583.00	62.54	16170802.00	20.35	249160.00	0.31	11828018.00	14.89	399497.00	0.50	0.00	...	151885.00	0.19	963721.00	1.21	79456666.00
CHHATTISGARH	20853740.00	62.37	8085392.00	24.18	3000.00	0.01	3681094.00	11.01	450804.00	1.35	0.00	...	350770.00	1.05	10053.00	0.03	33434853.00
GOA	1598241.00	20.11	4392883.00	55.27	14498.00	0.18	1399550.00	17.61	459316.00	5.78	0.00	...	68214.00	0.86	15158.00	0.19	7947860.00
GUJARAT	62457061.00	58.69	30815783.00	28.96	592206.00	0.56	8586920.00	8.07	2632908.00	2.47	0.00	...	1276555.00	1.20	49996.00	0.05	106411429.00
HARYANA	30434632.00	52.75	18181184.00	31.51	22655.00	0.04	7031082.00	12.19	1952646.00	3.38	0.00	...	0.00	...	74005.00	0.13	57696254.00
HIMACHAL PRADESH	15025437.00	58.61	8428927.00	32.88	8241.00	0.03	1836156.00	7.16	215395.00	0.84	0.00	...	63884.00	0.25	57519.00	0.22	25635559.00
JAMMU & KASHMIR	8560273.00	43.56	8365200.00	42.57	0.00	...	2221867.00	11.31	453699.00	2.31	0.00	...	48869.00	0.25	0.00	...	19649908.00
JHARKHAND	26840648.00	75.93	4186525.00	11.84	14000.00	0.04	3455600.00	9.78	719685.00	2.04	0.00	...	0.00	...	131924.00	0.37	35348382.00
KARNATAKA	53502139.00	51.31	30969930.00	29.70	132789.00	0.13	14405623.00	13.82	2737668.00	2.63	0.00	...	2300876.00	2.21	216020.00	0.21	104265045.00
KERALA	26975405.00	40.41	25769280.00	38.60	60350.00	0.09	10088242.00	15.11	3203451.00	4.80	0.00	...	336472.00	0.50	328597.00	0.49	66761797.00
MADHYA PRADESH	41486604.00	63.34	16300786.00	24.89	6996.00	0.01	5667459.00	8.65	1383606.00	2.11	0.00	...	593190.00	0.91	58125.00	0.09	65497486.00
MAHARASHTRA	119197296.00	46.09	102681821.00	39.70	264087.00	0.10	26598561.00	10.28	9038054.00	3.49	0.00	...	847660.00	0.33	1196.00	0.00	258628675.00
MANIPUR	2260913.00	45.33	1722648.00	34.54	44598.00	0.89	773778.00	15.51	104333.00	2.09	0.00	...	69214.00	1.39	12142.00	0.24	4987626.00
MEGHALAYA	3859731.00	58.37	1839441.00	27.82	41441.00	0.63	582666.00	8.81	65838.00	1.00	0.00	...	222778.00	3.37	688.00	0.01	6612583.00
MIZORAM	2639875.00	51.47	1381017.00	26.92	29467.00	0.57	524883.00	10.23	50200.00	0.98	0.00	...	89331.00	1.74	414522.00	8.08	5129295.00
NAGALAND	2951224.00	54.48	1938333.00	35.78	2181.00	0.04	447373.00	8.26	73876.00	1.36	0.00	...	0.00	...	4573.00	0.08	5417560.00
ODISHA	33723649.00	52.94	15384255.00	24.15	34743.00	0.05	13056838.00	20.50	884114.00	1.39	0.00	...	276595.00	0.43	341450.00	0.54	63701644.00
PUNJAB	9154268.00	23.04	26191237.00	65.93	5031.00	0.01	3431979.00	8.64	654483.00	1.65	0.00	...	177825.00	0.45	109324.00	0.28	39724147.00
RAJASTHAN	59210171.00	59.27	32831566.00	32.86	80898.00	0.08	6003198.00	6.01	690066.00	0.69	0.00	...	137856.00	0.14	951842.00	0.95	99905597.00
SIKKIM	106676.00	3.66	2539967.00	87.07	620.00	0.02	136313.00	4.67	5763.00	0.20	0.00	...	127406.00	4.37	290.00	0.01	2917035.00
TAMIL NADU	59915441.00	44.58	49304132.00	36.69	63174.00	0.05	14377682.00	10.70	5321176.00	3.96	0.00	...	3029136.00	2.25	2381587.00	1.77	134392328.00
TRIPURA	3203080.00	39.21	4070724.00	49.83	321060.00	3.93	410308.00	5.02	80326.00	0.98	0.00	...	60824.00	0.74	22587.00	0.28	8168909.00
UTTARAKHAND	14927293.00	47.77	12925219.00	41.37	0.00	...	2265582.00	7.25	722493.00	2.31	0.00	...	249608.00	0.80	155843.00	0.50	31246038.00
UTTAR PRADESH	109638509.00	59.49	57586619.00	31.25	0.00	...	13212610.00	7.17	1738770.00	0.94	0.00	...	863511.00	0.47	1244689.00	0.68	184284708.00
WEST BENGAL	48437660.00	35.67	65740992.00	48.42	66916.00	0.05	16698455.00	12.30	2766179.00	2.04	0.00	...	1694014.00	1.25	372227.00	0.27	135776443.00
TOTAL STATES	889322876.00	50.40	609228831.00	34.53	2725946.00	0.15	195667901.00	11.09	44202882.00	2.51	0.00	0.00	13926909.00	0.79	9453778.00	0.54	1764529123.00
A. & N. ISLANDS	1509673.00	54.98	886470.00	32.29	10266.00	0.37	175356.00	6.39	91578.00	3.34	0.00	...	66752.00	2.43	5535.00	0.20	2745630.00
CHANDIGARH	1192730.00	24.26	767109.00	15.60	8475.00	0.17	2546266.00	51.79	357967.00	7.28	0.00	...	27550.00	0.56	16645.00	0.34	4916742.00
DADRA & NAGAR HAVELI	448766.00	72.77	114097.00	18.50	776.00	0.13	245.00	0.04	20455.00	3.32	0.00	...	32339.00	5.24	0.00	...	616678.00
DAMAN & DIU	197366.00	46.00	163122.00	38.02	1029.00	0.24	26550.00	6.19	28099.00	6.55	0.00	...	12933.00	3.01	0.00	...	429099.00
DELHI	8158823.00	21.95	24387692.00	65.61	865423.00	2.33	1143620.00	3.08	1804974.00	4.86	0.00	...	769640.00	2.07	41356.00	0.11	37171528.00
LAKSHADWEEP	69756.00	9.55	295848.00	40.50	0.00	...	68665.00	9.40	0.00	...	0.00	...	296130.00	40.54	0.00	...	730399.00
PUDUCHERRY	1814801.00	36.98	1639639.00	33.41	6625.00	0.13	826391.00	16.84	523455.00	10.67	0.00	...	91668.00	1.87	5562.00	0.11	4908141.00
TOTAL U. T. s	13391915.00	25.99	28253977.00	54.84	892594.00	1.73	4787093.00	9.29	2826528.00	5.49	0.00	0.00	1297012.00	2.52	69098.00	0.13	51518217.00
TOTAL (STATES & UTs)	902714791.00	49.71	637482808.00	35.10	3618540.00	0.20	200454994.00	11.04	47029410.00	2.59	0.00	0.00	15223921.00	0.84	9522876.00	0.52	1816047340.00
TOTAL CENTRE	293099700.00	56.47	67023900.00	12.91	4705300.00	0.91	91239157.00	17.58	59703756.00	11.50	0.00	...	1137428.00	0.22	2144517.00	0.41	519053758.00
GRAND TOTAL	1195814491.00	51.21	704506708.00	30.17	8323840.00	0.36	291694151.00	12.49	106733166.00	4.57	0.00	0.00	16361349.00	0.70	11667393.00	0.50	2335101098.00

. . . NICNET . . .

STATEMENT NO. ( 21 A ) : BUDGETED EXPENDITURE ON EDUCATION ACCORDING TO HEADS OF CHARHES  
( CAPITAL ACCOUNT ) FOR 2010-2011(ACTUALS)

( RUPEES IN THOUSANDS )

SL NO	STATE/ UNION TERRITORY	ELEMENTARY EDUCATION	SECONDARY EDUCATION	ADULT EDUCATION	UNIV. & HIGHER EDUCATION	TECHNICAL EDUCATION	PHYSICAL EDUCATION	GENERAL EDUCATION	LANGUAGE DEVELOPMENT	T O T A L
1	ANDHRA PRADESH	3284.00	249132.00	0.00	39423.00	66225.00	0.00	0.00	0.00	358064.00
2	ARUNACHAL PRADESH	8250.00	15725.00	0.00	73159.00	150145.00	0.00	704162.00	0.00	951441.00
3	ASSAM	0.00	0.00	0.00	0.00	196.00	0.00	0.00	0.00	196.00
4	BIHAR	2384.00	177907.00	0.00	0.00	776693.00	0.00	200000.00	0.00	1156984.00
5	CHHATTISGARH	68918.00	2324169.00	0.00	129465.00	249674.00	0.00	0.00	0.00	2772226.00
6	GOA	40406.00	110021.00	0.00	50248.00	97590.00	0.00	41636.00	0.00	339901.00
7	GUJARAT	2468188.00	100142.00	0.00	143234.00	930667.00	0.00	490287.00	0.00	4132518.00
8	HARYANA	0.00	147049.00	0.00	361163.00	229159.00	0.00	0.00	0.00	737371.00
9	HIMACHAL PRADESH	300051.00	434251.00	0.00	393055.00	415259.00	0.00	312791.00	0.00	1855407.00
10	JAMMU & KASHMIR	0.00	0.00	0.00	0.00	0.00	0.00	0.00	0.00	0.00
11	JHARKHAND	29931.00	0.00	0.00	0.00	397906.00	0.00	0.00	0.00	427837.00
12	KARNATAKA	2532288.00	0.00	0.00	0.00	1275781.00	0.00	0.00	0.00	3808069.00
13	KERALA	10566.00	47927.00	0.00	364383.00	372131.00	0.00	2189.00	0.00	797196.00
14	MADHYA PRADESH	10250.00	84309.00	0.00	395881.00	498000.00	0.00	0.00	0.00	988440.00
15	MAHARASHTRA	0.00	0.00	0.00	67653.00	742171.00	0.00	0.00	0.00	809824.00
16	MANIPUR	14284.00	0.00	0.00	31484.00	13000.00	0.00	85512.00	0.00	144280.00
17	MEGHALAYA	413.00	62673.00	0.00	20550.00	0.00	0.00	0.00	0.00	83636.00
18	MIZORAM	0.00	0.00	0.00	0.00	0.00	0.00	0.00	0.00	0.00
19	NAGALAND	0.00	44000.00	0.00	150000.00	26549.00	0.00	236882.00	0.00	457431.00
20	ODISHA	0.00	47132.00	0.00	76400.00	1716692.00	0.00	0.00	0.00	1840224.00
21	PUNJAB	187918.00	10006.00	0.00	577356.00	110192.00	0.00	299948.00	0.00	1185420.00
22	RAJASTHAN	0.00	2359.00	0.00	51195.00	387051.00	0.00	0.00	0.00	440605.00
23	SIKKIM	94700.00	23525.00	0.00	60000.00	19780.00	0.00	0.00	0.00	198005.00
24	TAMIL NADU	17130.00	1499287.00	0.00	217469.00	88577.00	0.00	985516.00	0.00	2807979.00
25	TRIPURA	88881.00	265507.00	0.00	305410.00	240.00	0.00	326972.00	0.00	987010.00
26	UTTARAKHAND	0.00	709659.00	0.00	27500.00	140731.00	0.00	0.00	0.00	877890.00
27	UTTAR PRADESH	3102.00	386743.00	0.00	2264444.00	2343459.00	0.00	777473.00	0.00	5775221.00
28	WEST BENGAL	82306.00	91539.00	0.00	51829.00	326136.00	0.00	95380.00	0.00	647190.00
TOTAL STATES		5963250.00	6833062.00	0.00	5851301.00	11374004.00	0.00	4558748.00	0.00	34580365.00
29	A. & N. ISLANDS	51868.00	71653.00	0.00	14675.00	14375.00	0.00	18157.00	0.00	170728.00
30	CHANDIGARH	48183.00	115854.00	0.00	45085.00	53173.00	0.00	9549.00	0.00	271844.00
31	DADRA & NAGAR HAVELI	0.00	47500.00	0.00	0.00	10600.00	0.00	0.00	0.00	58100.00
32	DAMAN & DIU	0.00	0.00	0.00	0.00	500.00	0.00	0.00	0.00	500.00
33	DELHI	0.00	685705.00	0.00	499593.00	74070.00	0.00	1133234.00	0.00	2392602.00
34	LAKSHADWEEP	0.00	53531.00	0.00	64295.00	0.00	0.00	0.00	0.00	117826.00
35	PUDUCHERRY	41766.00	46835.00	0.00	21348.00	0.00	0.00	57327.00	0.00	167276.00
TOTAL U.T.s		141817.00	1021078.00	0.00	644996.00	152718.00	0.00	1218267.00	0.00	3178876.00
TOTAL (STATES & UT)		6105067.00	7854140.00	0.00	6496297.00	11526722.00	0.00	5777015.00	0.00	37759241.00

..NICNET..

STATEMENT NO. ( 21 B ) : BUDGETED EXPENDITURE ON EDUCATION ACCORDING TO HEADS OF CHARHES  
( LOAN AND ADVANCES ACCOUNT ) FOR 2010-2011 (ACTUALS)

( RUPEES IN THOUSANDS )

SL NO	STATE/ UNION TERRITORY	ELEMENTARY EDUCATION	SECONDARY EDUCATION	ADULT EDUCATION	UNIV. & HIGHER EDUCATION	TECHNICAL EDUCATION	PHYSICAL EDUCATION	GENERAL EDUCATION	LANGUAGE DEVELOPMENT	T O T A L
1	ANDHRA PRADESH	0.00	0.00	0.00	0.00	0.00	0.00	0.00	0.00	0.00
2	ARUNACHAL PRADESH	0.00	0.00	0.00	0.00	0.00	0.00	0.00	0.00	0.00
3	ASSAM	0.00	0.00	0.00	0.00	0.00	0.00	0.00	0.00	0.00
4	BIHAR	0.00	0.00	0.00	0.00	0.00	0.00	0.00	0.00	0.00
5	CHHATTISGARH	0.00	0.00	0.00	0.00	0.00	0.00	0.00	0.00	0.00
6	GOA	0.00	0.00	0.00	22000.00	0.00	0.00	0.00	0.00	22000.00
7	GUJARAT	0.00	0.00	0.00	0.00	0.00	0.00	0.00	0.00	0.00
8	HARYANA	0.00	0.00	0.00	0.00	0.00	0.00	0.00	0.00	0.00
9	HIMACHAL PRADESH	0.00	0.00	0.00	0.00	0.00	0.00	0.00	0.00	0.00
10	JAMMU & KASHMIR	0.00	0.00	0.00	0.00	0.00	0.00	0.00	0.00	0.00
11	JHARKHAND	0.00	0.00	0.00	0.00	0.00	0.00	0.00	0.00	0.00
12	KARNATAKA	0.00	0.00	0.00	0.00	0.00	0.00	0.00	0.00	0.00
13	KERALA	0.00	0.00	0.00	0.00	0.00	0.00	0.00	0.00	0.00
14	MADHYA PRADESH	0.00	0.00	0.00	40000.00	0.00	0.00	0.00	0.00	40000.00
15	MAHARASHTRA	0.00	0.00	0.00	0.00	0.00	0.00	0.00	0.00	0.00
16	MANIPUR	0.00	0.00	0.00	0.00	0.00	0.00	0.00	0.00	0.00
17	MEGHALAYA	0.00	0.00	0.00	0.00	0.00	0.00	0.00	0.00	0.00
18	MIZORAM	0.00	0.00	0.00	0.00	0.00	0.00	0.00	0.00	0.00
19	NAGALAND	0.00	0.00	0.00	0.00	0.00	0.00	0.00	0.00	0.00
20	ODISHA	0.00	0.00	0.00	8096.00	0.00	0.00	0.00	0.00	8096.00
21	PUNJAB	0.00	0.00	0.00	0.00	0.00	0.00	0.00	0.00	0.00
22	RAJASTHAN	0.00	0.00	0.00	0.00	0.00	0.00	0.00	0.00	0.00
23	SIKKIM	0.00	0.00	0.00	0.00	0.00	0.00	0.00	0.00	0.00
24	TAMIL NADU	0.00	0.00	0.00	0.00	0.00	0.00	0.00	0.00	0.00
25	TRIPURA	0.00	0.00	0.00	0.00	0.00	0.00	0.00	0.00	0.00
26	UTTARAKHAND	0.00	0.00	0.00	0.00	0.00	0.00	0.00	0.00	0.00
27	UTTAR PRADESH	0.00	0.00	0.00	0.00	0.00	0.00	0.00	0.00	0.00
28	WEST BENGAL	0.00	0.00	0.00	0.00	0.00	0.00	0.00	0.00	0.00
TOTAL STATES		0.00	0.00	0.00	70096.00	0.00	0.00	0.00	0.00	70096.00
29	A. & N. ISLANDS	0.00	0.00	0.00	0.00	0.00	0.00	0.00	0.00	0.00
30	CHANDIGARH	0.00	0.00	0.00	0.00	0.00	0.00	0.00	0.00	0.00
31	DADRA & NAGAR HAVELI	0.00	0.00	0.00	0.00	0.00	0.00	0.00	0.00	0.00
32	DAMAN & DIU	0.00	0.00	0.00	0.00	0.00	0.00	0.00	0.00	0.00
33	DELHI	0.00	0.00	0.00	0.00	500000.00	0.00	0.00	0.00	500000.00
34	LAKSHADWEEP	0.00	0.00	0.00	0.00	0.00	0.00	0.00	0.00	0.00
35	PUDUCHERRY	0.00	0.00	0.00	0.00	0.00	0.00	0.00	0.00	0.00
TOTAL U.T.s		0.00	0.00	0.00	0.00	500000.00	0.00	0.00	0.00	500000.00
TOTAL (STATES & UT)		0.00	0.00	0.00	70096.00	500000.00	0.00	0.00	0.00	570096.00

..NICNET..

STATEMENT NO. ( 22 ) : BUDGETED EXPENDITURE ON EDUCATION OF THE EDUCATION DEPARTMENTS ACCORDING TO HEADS OF CHARGES ( REVENUE ACCOUNT ) FOR 2011-2012 (REVISED ESTIMATES)

( RUPEES IN THOUSANDS )

STATE/ UNION TERRITORY	ELEMENTARY EDUCATION TOTAL % AGE	SECONDARY EDUCATION TOTAL % AGE	ADULT EDUCATION TOTAL % AGE	UNIV. & HIGHER EDU. TOTAL % AGE	TECHNICAL EDUCATION TOTAL % AGE	PHYSICAL EDUCATION TOTAL % AGE	GENERAL EDUCATION TOTAL % AGE	LANGUAGE DEVELOPMENT TOTAL % AGE	T O T A L							
ANDHRA PRADESH	68712703.00	43.26	56590356.00	35.63	444683.00	0.28	24387176.00	15.35	7528473.00	4.74	0.00	837534.00	0.53	347650.00	0.22	158848575.00
ARUNACHAL PRADESH	3556439.00	65.11	1348718.00	24.69	53934.00	0.99	354098.00	6.48	41280.00	0.76	0.00	107926.00	1.98	0.00	...	5462395.00
ASSAM	36134420.00	54.16	18796190.00	28.17	302103.00	0.45	9526066.00	14.28	1108286.00	1.66	0.00	243404.00	0.36	605217.00	0.91	66715686.00
BIHAR	61358522.00	57.00	24704618.00	22.95	888410.00	0.83	18441788.00	17.13	698218.00	0.65	0.00	323824.00	0.30	1233942.00	1.15	107649322.00
CHHATTISGARH	26838810.00	58.12	13541260.00	29.33	7500.00	0.02	4514500.00	9.78	580050.00	1.26	0.00	674060.00	1.46	19159.00	0.04	46175339.00
GOA	1995150.00	21.93	4987084.00	54.81	25045.00	0.28	1226286.00	13.48	757045.00	8.32	0.00	85370.00	0.94	23401.00	0.26	9099381.00
GUJARAT	66359484.00	56.90	34791646.00	29.83	52124.00	0.04	10014155.00	8.59	3651004.00	3.13	0.00	1659363.00	1.42	96902.00	0.08	116624678.00
HARYANA	36100888.00	52.17	20871616.00	30.16	26238.00	0.04	8234710.00	11.90	3964400.00	5.73	0.00	...	0.00	...	...	69197852.00
HIMACHAL PRADESH	17480390.00	57.39	10137000.00	33.28	26033.00	0.09	2392430.00	7.86	252822.00	0.83	0.00	103798.00	0.34	63868.00	0.21	30456341.00
JAMMU & KASHMIR	15400267.00	47.65	12359289.00	38.24	100000.00	0.31	3517737.00	10.88	736273.00	2.28	0.00	208413.00	0.64	...	...	32321979.00
JHARKHAND	34097301.00	72.94	6302331.00	13.48	100000.00	0.21	4939449.00	10.57	1038425.00	2.22	0.00	...	0.00	269580.00	0.58	46747086.00
KARNATAKA	61763797.00	50.40	37300882.00	30.44	191559.00	0.16	15240040.00	12.44	4161334.00	3.40	0.00	3580302.00	2.92	305812.00	0.25	122543726.00
KERALA	34114517.00	37.52	38488228.00	42.32	118000.00	0.13	13400018.00	14.74	3946119.00	4.34	0.00	766043.00	0.84	102743.00	0.11	90935668.00
MADHYA PRADESH	59688823.00	63.14	23572818.00	24.94	8171.00	0.01	8343959.00	8.83	1647977.00	1.74	0.00	1184179.00	1.25	81784.00	0.09	94527711.00
MAHARASHTRA	129841648.00	45.51	115226097.00	40.39	355211.00	0.12	26972360.00	9.45	11899114.00	4.17	0.00	991477.00	0.35	1281.00	0.00	285287188.00
MANIPUR	2754321.00	43.57	1981102.00	31.34	78646.00	1.24	1336844.00	21.15	63392.00	1.00	0.00	95287.00	1.51	11581.00	0.18	6321173.00
MEGHALAYA	3210969.00	48.37	2015141.00	30.36	41935.00	0.63	929604.00	14.00	195000.00	2.94	0.00	24511.00	3.69	300.00	0.00	6638060.00
MIZORAM	2853865.00	49.52	1493775.00	25.92	31010.00	0.54	737481.00	12.80	80957.00	1.40	0.00	94350.00	1.64	472189.00	8.19	5763627.00
NAGALAND	3312892.00	54.16	2171452.00	35.50	21.00	0.00	536544.00	8.77	91052.00	1.49	0.00	...	0.00	5079.00	0.08	6117040.00
ODISHA	39491825.00	56.25	17285437.00	24.62	58203.00	0.08	11345646.00	16.16	1075990.00	1.53	0.00	401861.00	0.57	544074.00	0.78	70203036.00
PUNJAB	16152679.00	28.32	34804192.00	61.02	11560.00	0.02	4879905.00	8.56	798766.00	1.40	0.00	246324.00	0.43	140095.00	0.25	57033521.00
RAJASTHAN	69136127.00	57.82	41315297.00	34.55	397227.00	0.33	6653673.00	5.56	856019.00	0.72	0.00	165543.00	0.14	1046517.00	0.88	119570403.00
SIKKIM	148551.00	5.45	2276713.00	83.50	...	...	143146.00	5.25	13769.00	0.50	0.00	144420.00	5.30	...	...	2726599.00
TAMIL NADU	65795572.00	44.36	57155725.00	38.53	57305.00	0.04	14244910.00	9.60	6827313.00	4.60	0.00	3909421.00	2.64	334090.00	0.23	148324336.00
TRIPURA	3703197.00	41.33	420204.00	46.90	318331.00	3.55	549050.00	6.13	101817.00	1.14	0.00	63231.00	0.71	22208.00	0.25	8960038.00
UTTARAKHAND	12501065.00	40.64	15150059.00	49.25	...	...	1804711.00	5.87	816637.00	2.65	0.00	297741.00	0.97	191749.00	0.62	30761962.00
UTTAR PRADESH	157409222.00	64.19	70463861.00	28.73	...	...	13074774.00	5.33	1816269.00	0.74	0.00	1071397.00	0.44	1384797.00	0.56	245220320.00
WEST BENGAL	63437728.00	38.09	75611532.00	45.40	321068.00	0.19	21291927.00	12.78	3147936.00	1.89	0.00	2289903.00	1.37	462215.00	0.28	166562309.00
TOTAL STATES	1093351172.00	50.69	744944623.00	34.54	4014317.00	0.19	229032987.00	10.62	57895737.00	2.68	0.00	19790282.00	0.92	7766233.00	0.36	2156795351.00
A. & N. ISLANDS	1807676.00	54.84	1074568.00	32.60	10224.00	0.31	194248.00	5.89	114000.00	3.46	0.00	87620.00	2.66	8164.00	0.25	3296500.00
CHANDIGARH	1248300.00	33.60	790747.00	21.29	11200.00	0.30	1204195.00	32.42	412700.00	11.11	0.00	31313.00	0.84	16445.00	0.44	3714900.00
DADRA & NAGAR HAVELI	545188.00	73.46	142181.00	19.16	1012.00	0.14	7101.00	0.96	20100.00	2.71	0.00	26618.00	3.59	0.00	...	742200.00
DAMAN & DIU	203300.00	40.28	222700.00	44.13	1100.00	0.22	28500.00	5.65	33000.00	6.54	0.00	16100.00	3.19	0.00	...	504700.00
DELHI	10991043.00	24.60	28170312.00	63.04	983850.00	2.20	1392500.00	3.12	1975396.00	4.42	0.00	1119885.00	2.51	53000.00	0.12	44685986.00
LAKSHADWEEP	64000.00	8.52	321540.00	42.78	...	...	70050.00	9.32	...	...	0.00	296010.00	39.38	...	...	751600.00
PUDUCHERRY	1620847.00	35.71	1604247.00	35.34	8150.00	0.18	795308.00	17.52	394894.00	8.70	0.00	110265.00	2.43	5755.00	0.13	4539466.00
TOTAL U.T.s	16480354.00	28.30	32326295.00	55.51	1015536.00	1.74	3691902.00	6.34	2950090.00	5.07	0.00	1687811.00	2.90	83364.00	0.14	58235352.00
TOTAL (STATES & UTs)	1109831526.00	50.10	777270918.00	35.09	5029853.00	0.23	232724889.00	10.51	60845827.00	2.75	0.00	21478093.00	0.97	7849597.00	0.35	2215030703.00
TOTAL CENTRE	320271500.00	52.20	88906500.00	14.49	6024000.00	0.98	115830200.00	18.88	78261100.00	12.76	0.00	1606900.00	0.26	2590000.00	0.42	613490200.00
GRAND TOTAL	1430103026.00	50.56	866177418.00	30.62	11053853.00	0.39	348555089.00	12.32	139106927.00	4.92	0.00	23084993.00	0.82	10439597.00	0.37	2828520903.00

..NICNET..

STATEMENT NO. ( 22 A ) : BUDGETED EXPENDITURE ON EDUCATION ACCORDING TO HEADS OF CHARHES  
( CAPITAL ACCOUNT ) FOR 2011-2012 (REVISED ESTIMATES)

( RUPEES IN THOUSANDS )

SL NO	STATE/ UNION TERRITORY	ELEMENTARY EDUCATION	SECONDARY EDUCATION	ADULT EDUCATION	UNIV. & HIGHER EDUCATION	TECHNICAL EDUCATION	PHYSICAL EDUCATION	GENERAL EDUCATION	LANGUAGE DEVELOPMENT	T O T A L
1	ANDHRA PRADESH	556820.00	265233.00	0.00	205100.00	417500.00	0.00	0.00	0.00	1444653.00
2	ARUNACHAL PRADESH	30236.00	22100.00	0.00	173589.00	377500.00	0.00	776390.00	0.00	1379815.00
3	ASSAM	0.00	0.00	0.00	0.00	1800.00	0.00	0.00	0.00	1800.00
4	BIHAR	0.00	482200.00	0.00	0.00	573922.00	0.00	0.00	0.00	1056122.00
5	CHHATTISGARH	323860.00	899860.00	0.00	194477.00	1225200.00	0.00	0.00	0.00	2643397.00
6	GOA	32900.00	92900.00	0.00	75632.00	285565.00	0.00	130000.00	0.00	616997.00
7	GUJARAT	4569476.00	704455.00	0.00	426506.00	2174505.00	0.00	885141.00	0.00	8760083.00
8	HARYANA	0.00	93100.00	0.00	483000.00	367400.00	0.00	0.00	0.00	943500.00
9	HIMACHAL PRADESH	87701.00	80721.00	0.00	112500.00	523135.00	0.00	91032.00	0.00	895089.00
10	JAMMU & KASHMIR	650002.00	793400.00	0.00	1548000.00	262200.00	0.00	0.00	0.00	3253602.00
11	JHARKHAND	80000.00	350000.00	0.00	0.00	512000.00	0.00	0.00	0.00	942000.00
12	KARNATAKA	3039587.00	0.00	0.00	0.00	522100.00	0.00	0.00	0.00	3561687.00
13	KERALA	2352.00	220600.00	0.00	172673.00	580685.00	0.00	774.00	0.00	977084.00
14	MADHYA PRADESH	4800.00	173500.00	0.00	136000.00	329885.00	0.00	0.00	0.00	644185.00
15	MAHARASHTRA	0.00	0.00	0.00	167528.00	927634.00	0.00	0.00	0.00	1095162.00
16	MANIPUR	87289.00	55000.00	0.00	163792.00	35000.00	0.00	115400.00	0.00	456481.00
17	MEGHALAYA	2000.00	76000.00	0.00	75000.00	3000.00	0.00	0.00	0.00	156000.00
18	MIZORAM	0.00	0.00	0.00	850.00	0.00	0.00	0.00	0.00	850.00
19	NAGALAND	0.00	60000.00	0.00	141946.00	30350.00	0.00	112259.00	0.00	344555.00
20	ODISHA	0.00	2226363.00	0.00	266700.00	1631213.00	0.00	0.00	0.00	4124276.00
21	PUNJAB	925016.00	0.00	0.00	772500.00	493475.00	0.00	1208311.00	0.00	3399302.00
22	RAJASTHAN	0.00	2501.00	0.00	75000.00	242498.00	0.00	5000.00	0.00	324999.00
23	SIKKIM	133617.00	164680.00	0.00	386397.00	71230.00	0.00	0.00	0.00	755924.00
24	TAMIL NADU	9326.00	1534157.00	0.00	99219.00	57457.00	0.00	1280000.00	0.00	2980159.00
25	TRIPURA	35417.00	893147.00	0.00	640538.00	174700.00	0.00	558476.00	0.00	2302278.00
26	UTTARAKHAND	335400.00	642231.00	0.00	59075.00	93001.00	0.00	0.00	33730.00	1163437.00
27	UTTAR PRADESH	1004.00	1614234.00	0.00	713004.00	2489893.00	0.00	902556.00	0.00	5720691.00
28	WEST BENGAL	268500.00	236500.00	0.00	150200.00	648800.00	0.00	298050.00	0.00	1602050.00
TOTAL STATES		11175303.00	11682882.00	0.00	7239226.00	15051648.00	0.00	6363389.00	33730.00	51546178.00
29	A. & N. ISLANDS	27000.00	70000.00	0.00	9900.00	12000.00	0.00	24100.00	0.00	143000.00
30	CHANDIGARH	3819.00	115000.00	0.00	53979.00	65800.00	0.00	15002.00	0.00	253600.00
31	DADRA & NAGAR HAVELI	0.00	52500.00	0.00	0.00	30600.00	0.00	0.00	0.00	83100.00
32	DAMAN & DIU	0.00	0.00	0.00	0.00	500.00	0.00	0.00	0.00	500.00
33	DELHI	0.00	958000.00	0.00	207600.00	87200.00	0.00	2266000.00	0.00	3518800.00
34	LAKSHADWEEP	0.00	63000.00	0.00	68000.00	0.00	0.00	0.00	0.00	131000.00
35	PUDUCHERRY	25875.00	49434.00	0.00	23750.00	0.00	0.00	85035.00	0.00	184094.00
TOTAL U.T.s		56694.00	1307934.00	0.00	363229.00	196100.00	0.00	2390137.00	0.00	4314094.00
TOTAL (STATES & UT)		11231997.00	12990816.00	0.00	7602455.00	15247748.00	0.00	8753526.00	33730.00	55860272.00

..NICNET..

STATEMENT NO. ( 22 B ) : BUDGETED EXPENDITURE ON EDUCATION ACCORDING TO HEADS OF CHARGES  
( LOAN AND ADVANCES ACCOUNT ) FOR 2011-2012 (REVISED ESTIMATES)

( RUPEES IN THOUSANDS )

SL NO	STATE/ UNION TERRITORY	ELEMENTARY EDUCATION	SECONDARY EDUCATION	ADULT EDUCATION	UNIV. & HIGHER EDUCATION	TECHNICAL EDUCATION	PHYSICAL EDUCATION	GENERAL EDUCATION	LANGUAGE DEVELOPMENT	T O T A L
1	ANDHRA PRADESH	0.00	105600.00	0.00	0.00	0.00	0.00	0.00	0.00	105600.00
2	ARUNACHAL PRADESH	0.00	0.00	0.00	0.00	0.00	0.00	0.00	0.00	0.00
3	ASSAM	0.00	400.00	0.00	600.00	0.00	0.00	0.00	0.00	1000.00
4	BIHAR	0.00	0.00	0.00	0.00	0.00	0.00	0.00	0.00	0.00
5	CHHATTISGARH	0.00	0.00	0.00	0.00	0.00	0.00	0.00	0.00	0.00
6	GOA	0.00	5000.00	0.00	29000.00	0.00	0.00	0.00	0.00	34000.00
7	GUJARAT	0.00	0.00	0.00	0.00	0.00	0.00	0.00	0.00	0.00
8	HARYANA	0.00	0.00	0.00	0.00	0.00	0.00	0.00	0.00	0.00
9	HIMACHAL PRADESH	0.00	0.00	0.00	0.00	0.00	0.00	0.00	0.00	0.00
10	JAMMU & KASHMIR	0.00	0.00	0.00	0.00	0.00	0.00	0.00	0.00	0.00
11	JHARKHAND	0.00	0.00	0.00	0.00	0.00	0.00	0.00	0.00	0.00
12	KARNATAKA	0.00	0.00	0.00	0.00	0.00	0.00	0.00	0.00	0.00
13	KERALA	0.00	0.00	0.00	0.00	0.00	0.00	0.00	0.00	0.00
14	MADHYA PRADESH	0.00	0.00	0.00	40000.00	0.00	0.00	0.00	0.00	40000.00
15	MAHARASHTRA	0.00	0.00	0.00	0.00	0.00	0.00	0.00	0.00	0.00
16	MANIPUR	0.00	0.00	0.00	0.00	0.00	0.00	0.00	0.00	0.00
17	MEGHALAYA	0.00	0.00	0.00	0.00	0.00	0.00	0.00	0.00	0.00
18	MIZORAM	0.00	0.00	0.00	0.00	0.00	0.00	0.00	0.00	0.00
19	NAGALAND	0.00	0.00	0.00	0.00	0.00	0.00	0.00	0.00	0.00
20	ODISHA	0.00	0.00	0.00	15000.00	0.00	0.00	0.00	0.00	15000.00
21	PUNJAB	0.00	0.00	0.00	0.00	0.00	0.00	0.00	0.00	0.00
22	RAJASTHAN	0.00	0.00	0.00	300000.00	300000.00	0.00	0.00	0.00	600000.00
23	SIKKIM	0.00	0.00	0.00	0.00	0.00	0.00	0.00	0.00	0.00
24	TAMIL NADU	0.00	0.00	0.00	0.00	0.00	0.00	0.00	0.00	0.00
25	TRIPURA	0.00	0.00	0.00	0.00	0.00	0.00	0.00	0.00	0.00
26	UTTARAKHAND	0.00	0.00	0.00	0.00	0.00	0.00	0.00	0.00	0.00
27	UTTAR PRADESH	0.00	0.00	0.00	1.00	0.00	0.00	0.00	0.00	1.00
28	WEST BENGAL	0.00	0.00	0.00	0.00	0.00	0.00	500.00	0.00	500.00
TOTAL STATES		0.00	111000.00	0.00	384601.00	300000.00	0.00	500.00	0.00	796101.00
29	A. & N. ISLANDS	0.00	0.00	0.00	0.00	0.00	0.00	0.00	0.00	0.00
30	CHANDIGARH	0.00	0.00	0.00	0.00	0.00	0.00	0.00	0.00	0.00
31	DADRA & NAGAR HAVELI	0.00	0.00	0.00	0.00	0.00	0.00	0.00	0.00	0.00
32	DAMAN & DIU	0.00	0.00	0.00	0.00	0.00	0.00	0.00	0.00	0.00
33	DELHI	0.00	0.00	0.00	0.00	500000.00	0.00	0.00	0.00	500000.00
34	LAKSHADWEEP	0.00	0.00	0.00	0.00	0.00	0.00	0.00	0.00	0.00
35	PUDUCHERRY	0.00	0.00	0.00	0.00	0.00	0.00	0.00	0.00	0.00
TOTAL U.T.s		0.00	0.00	0.00	0.00	500000.00	0.00	0.00	0.00	500000.00
TOTAL (STATES & UT)		0.00	111000.00	0.00	384601.00	800000.00	0.00	500.00	0.00	1296101.00

..NICNET..



STATEMENT NO. ( 23 ): BUDGETED EXPENDITURE ON EDUCATION OF THE EDUCATION DEPARTMENTS ACCORDING TO HEADS OF CHARGES ( REVENUE ACCOUNT ) FOR 2012-2013 (BUDGET ESTIMATES)

( RUPEES IN THOUSANDS )

STATE/ UNION TERRITORY	ELEMENTARY EDUCATION		SECONDARY EDUCATION		ADULT EDUCATION		UNIV. & HIGHER EDU.		TECHNICAL EDUCATION		PHYSICAL EDUCATION		GENERAL EDUCATION		LANGUAGE DEVELOPMENT		T O T A L
	TOTAL	% AGE	TOTAL	% AGE	TOTAL	% AGE	TOTAL	% AGE	TOTAL	% AGE	TOTAL	% AGE	TOTAL	% AGE	TOTAL	% AGE	
ANDHRA PRADESH	75939809.00	42.09	66107343.00	36.64	468869.00	0.26	26841105.00	14.88	9890912.00	5.48	0.00	...	822320.00	0.46	335730.00	0.19	180406088.00
ARUNACHAL PRADESH	3054496.00	61.86	1325505.00	26.85	57180.00	1.16	395750.00	8.02	44650.00	0.90	0.00	...	60023.00	1.22	0.00	...	4937604.00
ASSAM	43643644.00	51.00	24129658.00	28.20	325885.00	0.38	14919332.00	17.43	1588260.00	1.86	0.00	...	263162.00	0.31	702107.00	0.82	85572048.00
BIHAR	76476223.00	61.60	21951756.00	17.68	517820.00	0.42	22581222.00	18.19	623633.00	0.50	0.00	...	788092.00	0.63	1216200.00	0.98	124154946.00
CHHATTISGARH	30664905.00	59.46	14740060.00	28.58	11500.00	0.02	4826790.00	9.36	664010.00	1.29	0.00	...	640190.00	1.24	27623.00	0.05	51575078.00
GOA	2067617.00	20.00	5990578.00	57.95	25655.00	0.25	1439757.00	13.93	692703.00	6.70	0.00	...	81486.00	0.79	39800.00	0.39	10337596.00
GUJARAT	71483030.00	59.60	34156845.00	28.48	34150.00	0.03	8632487.00	7.20	3689961.00	3.08	0.00	...	1893226.00	1.58	58283.00	0.05	119947982.00
HARYANA	49098820.00	58.25	23346743.00	27.70	114990.00	0.14	8667330.00	10.28	3055506.00	3.63	0.00	...	0.00	...	0.00	...	84283389.00
HIMACHAL PRADESH	19633912.00	58.54	11025964.00	32.87	14177.00	0.04	2409191.00	7.18	306311.00	0.91	0.00	...	74797.00	0.22	77676.00	0.23	33542028.00
JAMMU & KASHMIR	16978243.00	49.10	12787924.00	36.98	110000.00	0.32	3692966.00	10.68	782710.00	2.26	0.00	...	225145.00	0.65	0.00	...	34576988.00
JHARKHAND	41338554.00	73.51	6804152.00	12.10	100000.00	0.18	6276475.00	11.16	1443216.00	2.57	0.00	...	0.00	...	273180.00	0.49	56235577.00
KARNATAKA	78916171.00	54.46	40995024.00	28.29	216219.00	0.15	18033747.00	12.45	4045035.00	2.79	0.00	...	2449534.00	1.69	247921.00	0.17	144903651.00
KERALA	37264237.00	37.22	39836097.00	39.79	130001.00	0.13	15914583.00	15.89	5824089.00	5.82	0.00	...	1063969.00	1.06	93765.00	0.09	100126741.00
MADHYA PRADESH	65974107.00	64.62	23898368.00	23.41	8003.00	0.01	9111752.00	8.92	2003917.00	1.96	0.00	...	1000800.00	0.98	100374.00	0.10	102097321.00
MAHARASHTRA	138926047.00	44.51	129056223.00	41.35	269187.00	0.09	30500875.00	9.77	12172961.00	3.90	0.00	...	1190643.00	0.38	1226.00	0.00	312117162.00
MANIPUR	3001129.00	44.97	2080571.00	31.18	71121.00	1.07	1335865.00	20.02	69752.00	1.05	0.00	...	102756.00	1.54	11717.00	0.18	6672911.00
MEGHALAYA	3774811.00	50.47	2359423.00	31.55	42897.00	0.57	900119.00	12.03	172800.00	2.31	0.00	...	229238.00	3.06	300.00	0.00	7479376.00
MIZORAM	3236696.00	48.22	1649414.00	24.57	35710.00	0.53	893320.00	14.74	82867.00	1.23	0.00	...	152388.00	2.27	566315.00	8.44	6712710.00
NAGALAND	3990154.00	56.98	2304470.00	32.91	10021.00	0.14	591929.00	8.45	100702.00	1.44	0.00	...	0.00	...	5246.00	0.07	7002522.00
ODISHA	41945119.00	54.36	21007788.00	27.23	101000.00	0.13	12011208.00	15.57	1085717.00	1.41	0.00	...	324618.00	0.42	679685.00	0.88	77155135.00
PUNJAB	17458447.00	28.35	37624018.00	61.09	9000.00	0.01	5194953.00	8.36	912340.00	1.48	0.00	...	282504.00	0.46	152156.00	0.25	61588018.00
RAJASTHAN	75004349.00	54.80	52167936.00	38.11	179629.00	0.13	7092417.00	5.18	1095411.00	0.80	0.00	...	181711.00	0.13	1150386.00	0.84	136871839.00
SIKKIM	115871.00	4.23	2311615.00	84.37	250.00	0.01	158664.00	5.79	13503.00	0.49	0.00	...	137855.00	5.03	2000.00	0.07	2739758.00
TAMIL NADU	73382327.00	43.45	68353554.00	40.47	62151.00	0.04	14377744.00	8.51	9142833.00	5.41	0.00	...	3236959.00	1.92	351018.00	0.21	168906586.00
TRIPURA	4546656.00	45.48	4273271.00	42.74	350129.00	3.50	615225.00	6.15	118495.00	1.19	0.00	...	68976.00	0.69	24544.00	0.25	9997296.00
UTTARAKHAND	18387873.00	45.42	18429925.00	45.52	0.00	...	2223005.00	5.49	950084.00	2.35	0.00	...	317449.00	0.78	178657.00	0.44	40486993.00
UTTAR PRADESH	170786260.00	58.78	92134445.00	31.71	0.00	...	22793356.00	7.85	2331760.00	0.80	0.00	...	918150.00	0.32	1566869.00	0.54	290530840.00
WEST BENGAL	62688690.00	36.95	77040448.00	45.41	292678.00	0.17	21981907.00	12.96	4429575.00	2.61	0.00	...	2700949.00	1.59	538365.00	0.32	169672612.00
TOTAL STATES	1229778197.00	50.60	837889118.00	34.47	3558222.00	0.15	264463674.00	10.88	67333713.00	2.77	0.00	0.00	19206728.00	0.79	8401143.00	0.35	2430630795.00
A. & N. ISLANDS	2026941.00	54.04	1180757.00	31.48	10859.00	0.29	207380.00	5.53	116700.00	3.11	0.00	...	198963.00	5.30	9400.00	0.25	3751000.00
CHANDIGARH	1486600.00	34.84	965722.00	22.63	16700.00	0.39	1181550.00	27.69	564900.00	13.24	0.00	...	35173.00	0.82	16555.00	0.39	4267200.00
DADRA & NAGAR HAVELI	669800.00	62.50	176650.00	16.48	1100.00	0.10	150000.00	14.00	30200.00	2.82	0.00	...	43950.00	4.10	0.00	...	1071700.00
DAMAN & DIU	213100.00	33.91	271200.00	43.15	1300.00	0.21	59700.00	9.50	56900.00	9.05	0.00	...	26300.00	4.18	0.00	...	628500.00
DELHI	11812600.00	23.12	32572154.00	63.74	1184270.00	2.32	1591000.00	3.11	2292084.00	4.49	0.00	...	1587663.00	3.11	61500.00	0.12	51101271.00
LAKSHADWEEP	0.00	...	8700.00	1.09	0.00	...	0.00	...	0.00	...	0.00	...	789100.00	98.91	0.00	...	797800.00
PUDUCHERRY	2069304.00	35.35	1963259.00	33.54	18069.00	0.31	1112233.00	19.00	589241.00	10.07	0.00	...	91736.00	1.57	9315.00	0.16	5853157.00
TOTAL U.T.s	18278345.00	27.09	37138442.00	55.04	1232298.00	1.83	4301863.00	6.38	3650025.00	5.41	0.00	0.00	2772885.00	4.11	96770.00	0.14	67470628.00
TOTAL (STATES & UTs)	1248056542.00	49.96	875027560.00	35.03	4790520.00	0.19	268765537.00	10.76	70983738.00	2.84	0.00	0.00	21979613.00	0.88	8497913.00	0.34	2498101423.00
TOTAL CENTRE	382981400.00	51.73	97734400.00	13.20	7094200.00	0.96	156280600.00	21.11	91516000.00	12.36	0.00	...	1893000.00	0.26	2898800.00	0.39	740398400.00
GRAND TOTAL	1631037942.00	50.36	972761960.00	30.04	11884720.00	0.37	425046137.00	13.12	162499738.00	5.02	0.00	0.00	23872613.00	0.74	11396713.00	0.35	3238499823.00

..NICNET..

STATEMENT NO. ( 23 A ) : BUDGETED EXPENDITURE ON EDUCATION ACCORDING TO HEADS OF CHARHES  
( CAPITAL ACCOUNT ) FOR 2012-2013 (BUDGET ESTIMATES)

( RUPEES IN THOUSANDS )

SL NO	STATE/ UNION TERRITORY	ELEMENTARY EDUCATION	SECONDARY EDUCATION	ADULT EDUCATION	UNIV. & HIGHER EDUCATION	TECHNICAL EDUCATION	PHYSICAL EDUCATION	GENERAL EDUCATION	LANGUAGE DEVELOPMENT	T O T A L
1	ANDHRA PRADESH	2316300.00	235000.00	0.00	205550.00	940000.00	0.00	0.00	0.00	3696850.00
2	ARUNACHAL PRADESH	9000.00	10000.00	1000.00	65068.00	376800.00	0.00	75417.00	0.00	537285.00
3	ASSAM	0.00	0.00	0.00	0.00	0.00	0.00	0.00	0.00	0.00
4	BIHAR	0.00	2400000.00	0.00	0.00	489700.00	0.00	0.00	0.00	2889700.00
5	CHHATTISGARH	102860.00	1908600.00	0.00	189000.00	1318800.00	0.00	0.00	0.00	3519260.00
6	GOA	75075.00	136468.00	0.00	106493.00	227177.00	0.00	299500.00	0.00	844713.00
7	GUJARAT	6104932.00	650127.00	0.00	182616.00	1992934.00	0.00	591761.00	0.00	9522370.00
8	HARYANA	0.00	60000.00	0.00	420000.00	120000.00	0.00	0.00	0.00	600000.00
9	HIMACHAL PRADESH	85401.00	354999.00	0.00	139496.00	380021.00	0.00	183900.00	0.00	1143817.00
10	JAMMU & KASHMIR	630851.00	782511.00	0.00	1450000.00	120000.00	0.00	0.00	0.00	2983362.00
11	JHARKHAND	100000.00	371500.00	0.00	0.00	261750.00	0.00	0.00	0.00	733250.00
12	KARNATAKA	2906230.00	0.00	0.00	0.00	177500.00	0.00	0.00	0.00	3083730.00
13	KERALA	0.00	440000.00	0.00	257000.00	604700.00	0.00	0.00	0.00	1301700.00
14	MADHYA PRADESH	5500.00	63500.00	0.00	276000.00	165901.00	0.00	0.00	0.00	510901.00
15	MAHARASHTRA	0.00	0.00	0.00	119865.00	913820.00	0.00	0.00	0.00	1033685.00
16	MANIPUR	6500.00	0.00	0.00	30192.00	35000.00	0.00	26500.00	0.00	98192.00
17	MEGHALAYA	3000.00	17000.00	0.00	53000.00	0.00	0.00	0.00	0.00	73000.00
18	MIZORAM	0.00	0.00	0.00	0.00	0.00	0.00	0.00	0.00	0.00
19	NAGALAND	0.00	95800.00	0.00	127590.00	24500.00	0.00	70000.00	0.00	317890.00
20	ODISHA	0.00	110500.00	0.00	670015.00	1587070.00	0.00	0.00	0.00	2367585.00
21	PUNJAB	725049.00	70650.00	0.00	1272776.00	463725.00	0.00	1398050.00	0.00	3930250.00
22	RAJASTHAN	1.00	39001.00	0.00	117100.00	265724.00	0.00	102350.00	0.00	524176.00
23	SIKKIM	146839.00	120062.00	0.00	383969.00	64438.00	0.00	0.00	0.00	715308.00
24	TAMIL NADU	7251.00	2348426.00	1050.00	205302.00	46334.00	0.00	660000.00	0.00	3268363.00
25	TRIPURA	300.00	46605.00	0.00	218416.00	146134.00	0.00	168384.00	0.00	579839.00
26	UTTARAKHAND	287595.00	1271202.00	0.00	254003.00	373002.00	0.00	5000.00	6501.00	2197303.00
27	UTTAR PRADESH	388153.00	1659009.00	0.00	2139854.00	3344550.00	0.00	16244.00	0.00	7547810.00
28	WEST BENGAL	1573200.00	2437600.00	0.00	295500.00	1559600.00	0.00	987500.00	0.00	6853400.00
TOTAL STATES		15474037.00	15628560.00	2050.00	9178805.00	15999180.00	0.00	4584606.00	6501.00	60873739.00
29	A. & N. ISLANDS	34400.00	36700.00	0.00	20600.00	16000.00	0.00	64400.00	0.00	172100.00
30	CHANDIGARH	8000.00	201000.00	0.00	110000.00	68000.00	0.00	26000.00	0.00	413000.00
31	DADRA & NAGAR HAVELI	0.00	52500.00	0.00	0.00	50600.00	0.00	0.00	0.00	103100.00
32	DAMAN & DIU	0.00	0.00	0.00	0.00	2500.00	0.00	0.00	0.00	2500.00
33	DELHI	0.00	1590000.00	0.00	700000.00	263000.00	0.00	2770000.00	0.00	5323000.00
34	LAKSHADWEEP	0.00	122500.00	0.00	250000.00	0.00	0.00	0.00	0.00	372500.00
35	PUDUCHERRY	29200.00	74600.00	0.00	25336.00	0.00	0.00	163000.00	0.00	292136.00
TOTAL U.T.s		71600.00	2077300.00	0.00	1105936.00	400100.00	0.00	3023400.00	0.00	6678336.00
TOTAL (STATES & UT)		15545637.00	17705860.00	2050.00	10284741.00	16399280.00	0.00	7608006.00	6501.00	67552075.00

..NICNET..

STATEMENT NO. ( 23 B ) : BUDGETED EXPENDITURE ON EDUCATION ACCORDING TO HEADS OF CHARHES  
( LOAN AND ADVANCES ACCOUNT ) FOR 2012-2013 (BUDGET ESTIMATES)

( RUPEES IN THOUSANDS )

SL NO	STATE/ UNION TERRITORY	ELEMENTARY EDUCATION	SECONDARY EDUCATION	ADULT EDUCATION	UNIV. & HIGHER EDUCATION	TECHNICAL EDUCATION	PHYSICAL EDUCATION	GENERAL EDUCATION	LANGUAGE DEVELOPMENT	T O T A L
1	ANDHRA PRADESH	0.00	0.00	0.00	0.00	0.00	0.00	0.00	0.00	0.00
2	ARUNACHAL PRADESH	0.00	0.00	0.00	0.00	0.00	0.00	0.00	0.00	0.00
3	ASSAM	0.00	800.00	0.00	1200.00	0.00	0.00	0.00	0.00	2000.00
4	BIHAR	0.00	0.00	0.00	0.00	0.00	0.00	0.00	0.00	0.00
5	CHHATTISGARH	0.00	0.00	0.00	0.00	0.00	0.00	0.00	0.00	0.00
6	GOA	0.00	5000.00	0.00	0.00	0.00	0.00	0.00	0.00	5000.00
7	GUJARAT	0.00	0.00	0.00	0.00	0.00	0.00	0.00	0.00	0.00
8	HARYANA	0.00	0.00	0.00	0.00	0.00	0.00	0.00	0.00	0.00
9	HIMACHAL PRADESH	0.00	0.00	0.00	0.00	0.00	0.00	0.00	0.00	0.00
10	JAMMU & KASHMIR	0.00	0.00	0.00	0.00	0.00	0.00	0.00	0.00	0.00
11	JHARKHAND	0.00	0.00	0.00	0.00	0.00	0.00	0.00	0.00	0.00
12	KARNATAKA	0.00	0.00	0.00	0.00	0.00	0.00	0.00	0.00	0.00
13	KERALA	0.00	0.00	0.00	0.00	0.00	0.00	0.00	0.00	0.00
14	MADHYA PRADESH	0.00	0.00	0.00	40000.00	100.00	0.00	0.00	0.00	40100.00
15	MAHARASHTRA	0.00	0.00	0.00	0.00	0.00	0.00	0.00	0.00	0.00
16	MANIPUR	0.00	0.00	0.00	0.00	0.00	0.00	0.00	0.00	0.00
17	MEGHALAYA	0.00	0.00	0.00	0.00	0.00	0.00	0.00	0.00	0.00
18	MIZORAM	0.00	0.00	0.00	0.00	0.00	0.00	0.00	0.00	0.00
19	NAGALAND	0.00	0.00	0.00	0.00	0.00	0.00	0.00	0.00	0.00
20	ODISHA	0.00	0.00	0.00	15000.00	0.00	0.00	0.00	0.00	15000.00
21	PUNJAB	0.00	0.00	0.00	0.00	0.00	0.00	0.00	0.00	0.00
22	RAJASTHAN	0.00	0.00	0.00	1.00	1.00	0.00	0.00	0.00	2.00
23	SIKKIM	0.00	0.00	0.00	50000.00	0.00	0.00	0.00	0.00	50000.00
24	TAMIL NADU	0.00	0.00	0.00	0.00	0.00	0.00	0.00	0.00	0.00
25	TRIPURA	0.00	0.00	0.00	0.00	0.00	0.00	0.00	0.00	0.00
26	UTTARAKHAND	0.00	0.00	0.00	0.00	0.00	0.00	0.00	0.00	0.00
27	UTTAR PRADESH	0.00	0.00	0.00	0.00	0.00	0.00	0.00	0.00	0.00
28	WEST BENGAL	0.00	0.00	0.00	0.00	0.00	0.00	500.00	0.00	500.00
TOTAL STATES		0.00	5800.00	0.00	106201.00	101.00	0.00	500.00	0.00	112602.00
29	A. & N. ISLANDS	0.00	0.00	0.00	0.00	0.00	0.00	0.00	0.00	0.00
30	CHANDIGARH	0.00	0.00	0.00	0.00	0.00	0.00	0.00	0.00	0.00
31	DADRA & NAGAR HAVELI	0.00	0.00	0.00	0.00	0.00	0.00	0.00	0.00	0.00
32	DAMAN & DIU	0.00	0.00	0.00	0.00	0.00	0.00	0.00	0.00	0.00
33	DELHI	0.00	0.00	0.00	50000.00	200000.00	0.00	0.00	0.00	250000.00
34	LAKSHADWEEP	0.00	0.00	0.00	0.00	0.00	0.00	0.00	0.00	0.00
35	PUDUCHERRY	0.00	0.00	0.00	0.00	0.00	0.00	0.00	0.00	0.00
TOTAL U.T.s		0.00	0.00	0.00	50000.00	200000.00	0.00	0.00	0.00	250000.00
TOTAL (STATES & UT)		0.00	5800.00	0.00	156201.00	200101.00	0.00	500.00	0.00	362602.00

..NICNET..

STATEMENT NO. (24) : SECTOR-WISE PLAN & NON-PLAN ACTUAL EXPENDITURE OF EDUCATION DEPARTMENTS OF STATES/UNION TERRITORIES & CENTRE (REVENUE ACCOUNT) FOR 2010 - 2011 (ACTUALS)

(RUPEES IN CRORE)

S.No.	SECTOR	P L A N			N O N - P L A N			T O T A L			%AGE OF PLAN EXP.	%AGE OF NON-PLAN EXP.	%AGE OF TOTAL BUDGET
		STATES/U. Ts.	CENTRE	TOTAL	STATES/U. Ts.	CENTRE	TOTAL	STATES/U. Ts.	CENTRE	TOTAL			
1		2	3	4	5	6	7	8	9	10	11	12	13
1	ELEMENTARY EDUCATION	16285.65	29303.89	45589.54	73985.83	6.08	73991.91	90271.48	29309.97	119581.45	65.03	45.28	51.21
2	SECONDARY EDUCATION	5463.37	4408.28	9871.65	58284.92	2294.11	60579.03	63748.29	6702.39	70450.68	14.08	37.07	30.17
3	UNIVERSITY/DL/SCHOLARSHIPS	2374.17	5133.78	7507.95	17671.32	3990.14	21661.46	20045.49	9123.92	29169.41	10.71	13.26	12.49
4	ADULT EDUCATION	152.37	467.48	619.85	209.48	3.05	212.53	361.85	470.53	832.38	0.88	0.13	0.36
5	LANGUAGE DEVELOPMENT	144.32	142.37	286.69	807.97	72.08	880.05	952.29	214.45	1166.74	0.41	0.54	0.50
6	GENERAL EDUCATION PROGRAMMES	578.70	33.73	612.43	943.70	80.01	1023.71	1522.40	113.74	1636.14	0.87	0.63	0.70
7	TECHNICAL EDUCATION	1574.74	4046.89	5621.63	3128.20	1923.49	5051.69	4702.94	5970.38	10673.32	8.02	3.09	4.57
	TOTAL	26573.32	43536.42	70109.74	155031.42	8368.96	163400.38	181604.74	51905.38	233510.12	100.00	100.00	100.00

..NICNET..

STATEMENT NO. (25) : SECTOR-WISE PLAN & NON-PLAN REVISED ESTIMATES FOR EDUCATION DEPARTMENTS  
OF STATES/UNION TERRITORIES AND CENTRE (REVENUE ACCOUNT) FOR . 2011 - 2012  
(REVISED ESTIMATES)

(RUPEES IN CRORE)

S.No.	SECTOR	P L A N			N O N - P L A N			T O T A L			%AGE OF PLAN EXP.	%AGE OF NON- -PLAN EXP.	%AGE OF TOTAL BUDGET
		STATES/U. Ts.	CENTRE	TOTAL	STATES/U. Ts.	CENTRE	TOTAL	STATES/U. Ts.	CENTRE	TOTAL			
1		2	3	4	5	6	7	8	9	10	11	12	13
1	ELEMENTARY EDUCATION	21520.02	32020.50	53540.52	89463.13	6.65	89469.78	110983.15	32027.15	143010.30	59.60	46.35	50.56
2	SECONDARY EDUCATION	10044.55	6336.50	16381.05	67682.54	2554.15	70236.69	77727.09	8890.65	86617.74	18.24	36.39	30.62
3	UNIVERSITY/DL/SCHOLARSHIPS	2714.67	7082.00	9796.67	20557.82	4501.02	25058.84	23272.49	11583.02	34855.51	10.91	12.98	12.32
4	ADULT EDUCATION	260.77	599.20	859.97	242.22	3.20	245.42	502.99	602.40	1105.39	0.96	0.13	0.39
5	LANGUAGE DEVELOPMENT	91.03	170.00	261.03	693.93	89.00	782.93	784.96	259.00	1043.96	0.29	0.41	0.37
6	GENERAL EDUCATION PROGRAMMES	1019.48	45.00	1064.48	1128.33	115.69	1244.02	2147.81	160.69	2308.50	1.19	0.64	0.82
7	TECHNICAL EDUCATION	2408.54	5515.00	7923.54	3676.05	2311.11	5987.16	6084.59	7826.11	13910.70	8.82	3.10	4.92
	TOTAL	38059.06	51768.20	89827.26	183444.02	9580.82	193024.84	221503.08	61349.02	282852.10	100.00	100.00	100.00

..NICNET..

STATEMENT NO. (26) : SECTOR-WISE PLAN & NON-PLAN BUDGET ESTIMATES FOR EDUCATION DEPARTMENTS  
OF STATES/UNION TERRITORIES & CENTRE (REVENUE ACCOUNT) FOR 2012 - 2013  
(BUDGET ESTIMATES)

(RUPEES IN CRORE)

S.No.	SECTOR	P L A N			N O N - P L A N			T O T A L			%AGE OF PLAN EXP.	%AGE OF NON- -PLAN EXP.	%AGE OF TOTAL BUDGET
		STATES/U. Ts.	CENTRE	TOTAL	STATES/U. Ts.	CENTRE	TOTAL	STATES/U. Ts.	CENTRE	TOTAL			
1		2	3	4	5	6	7	8	9	10	11	12	13
1	ELEMENTARY EDUCATION	26426.68	38291.00	64717.68	98378.97	7.14	98386.11	124805.65	38298.14	163103.79	59.09	45.90	50.36
2	SECONDARY EDUCATION	14465.08	6972.00	21437.08	73037.68	2801.44	75839.12	87502.76	9773.44	97276.20	19.57	35.38	30.04
3	UNIVERSITY/DL/SCHOLARSHIPS	2619.53	8497.80	11117.33	24257.02	7130.26	31387.28	26876.55	15628.06	42504.61	10.15	14.64	13.12
4	ADULT EDUCATION	209.87	706.00	915.87	269.18	3.42	272.60	479.05	709.42	1188.47	0.84	0.13	0.37
5	LANGUAGE DEVELOPMENT	99.61	195.50	295.11	750.18	94.38	844.56	849.79	289.88	1139.67	0.27	0.39	0.35
6	GENERAL EDUCATION PROGRAMMES	1018.53	64.70	1083.23	1179.43	124.60	1304.03	2197.96	189.30	2387.26	0.99	0.61	0.74
7	TECHNICAL EDUCATION	3269.68	6680.00	9949.68	3828.69	2471.60	6300.29	7098.37	9151.60	16249.97	9.09	2.94	5.02
	TOTAL	48108.98	61407.00	109515.98	201701.15	12632.84	214333.99	249810.13	74039.84	323849.97	100.00	100.00	100.00

..NICNET..

STATEMENT NO (27) : BUDGETED EXPENDITURE ON EDUCATION DEPARTMENTS ( CAPITAL ACCOUNT )  
FOR 2010-11 (ACTUALS)

(RUPEES IN THOUSANDS)

S.NO.	STATE/ UNION TERRITORY	CAPITAL EXP. ON EDU. OUT- SIDE REVENUE ACCOUNT	TOTAL CAPITAL EXP. OUT-SIDE REVENUE ACCOUNT	%AGE OF COL. (2) TO COL. (3)	LOANS FOR EDUCATION	TOTAL LOANS & ADVANCES	%AGE OF COL. (5) TO COL. (6)
1	2	3	4	5	6	7	
1	ANDHRA PRADESH	358064.00	111231907.00	0.32	...	33149300.00	0.00
2	ARUNACHAL PRADESH	951441.00	16664800.00	5.71	...	24100.00	0.00
3	ASSAM	196.00	20008900.00	0.00	...	708800.00	0.00
4	BIHAR	1156984.00	91959400.00	1.26	...	11026400.00	0.00
5	CHHATTISGARH	2772226.00	29515200.00	9.39	...	5665600.00	0.00
6	GOA	339901.00	12211900.00	2.78	22000.00	159300.00	13.81
7	GUJARAT	4132518.00	96835500.00	4.27	...	6880100.00	0.00
8	HARYANA	737371.00	40311100.00	1.83	...	7218700.00	0.00
9	HIMACHAL PRADESH	1855407.00	17889800.00	10.37	...	2265600.00	0.00
10	JAMMU & KASHMIR	...	60635500.00	0.00	...	716400.00	0.00
11	JHARKHAND	427837.00	42731000.00	1.00	...	4422900.00	0.00
12	KARNATAKA	3808069.00	133551600.00	2.85	...	17379500.00	0.00
13	KERALA	797196.00	33636900.00	2.37	...	7617400.00	0.00
14	MADHYA PRADESH	988440.00	87998800.00	1.12	40000.00	37147400.00	0.11
15	MAHARASHTRA	809824.00	179633700.00	0.45	...	9590700.00	0.00
16	MANIPUR	144280.00	19180600.00	0.75	...	38000.00	0.00
17	MEGHALAYA	83636.00	5747300.00	1.46	...	416500.00	0.00
18	MIZORAM	...	6153800.00	0.00	...	298700.00	0.00
19	NAGALAND	457431.00	11229400.00	4.07	...	41200.00	0.00
20	ODISHA	1840224.00	42851000.00	4.29	8096.00	3146800.00	0.26
21	PUNJAB	1185420.00	23840900.00	4.97	...	684000.00	0.00
22	RAJASTHAN	440605.00	52506200.00	0.84	...	2621200.00	0.00
23	SIKKIM	198005.00	4510700.00	4.39	...	57500.00	0.00
24	TAMIL NADU	2807979.00	124362700.00	2.26	...	22519100.00	0.00
25	TRIPURA	987010.00	10583300.00	9.33	...	9500.00	0.00
26	UTTARAKHAND	877890.00	18585100.00	4.72	...	596800.00	0.00
27	UTTAR PRADESH	5775221.00	202728000.00	2.85	...	9682300.00	0.00
28	WEST BENGAL	647190.00	22257600.00	2.91	...	4077400.00	0.00
TOTAL (STATES)		34580365.00	1519352607.00	2.28	70096.00	188161200.00	0.04
29	A. & N. ISLANDS	170728.00	3639519.00	4.69	...	...	0.00
30	CHANDIGARH	271844.00	5085420.00	5.35	...	...	0.00
31	DADRA & NAGAR HAVELI	58100.00	936422.00	6.20	...	...	0.00
32	DAMAN & DIU	500.00	960590.00	0.05	...	...	0.00
33	DELHI	2392602.00	39848100.00	6.00	500000.00	63647300.00	0.79
34	LAKSHADWEEP	117826.00	2185576.00	5.39	...	...	0.00
35	PUDUCHERRY	167276.00	3710900.00	4.51	...	20300.00	0.00
TOTAL (U.T.s)		3178876.00	56366527.00	5.64	500000.00	63667600.00	0.79
TOTAL (STATES & U.T.)		37759241.00	1575719134.00	2.40	570096.00	251828800.00	0.23

..NICNET..

STATEMENT NO (28) : BUDGETED EXPENDITURE ON EDUCATION DEPARTMENTS ( CAPITAL ACCOUNT )  
FOR 2011-12 (REVISED ESTIMATE)

(RUPEES IN THOUSANDS)

S.NO.	STATE/ UNION TERRITORY	CAPITAL EXP. ON EDU. OUT- SIDE REVENUE ACCOUNT	TOTAL CAPITAL EXP. OUT-SIDE REVENUE ACCOUNT	%AGE OF COL. (2) TO COL. (3)	LOANS FOR EDUCATION	TOTAL LOANS & ADVANCES	%AGE OF COL. (5) TO COL. (6)
1	2	3	4	5	6	7	
1	ANDHRA PRADESH	1444653.00	149660464.00	0.97	105600.00	38324200.00	0.28
2	ARUNACHAL PRADESH	1379815.00	34152200.00	4.04	...	120500.00	0.00
3	ASSAM	1800.00	47201800.00	0.00	1000.00	1230100.00	0.08
4	BIHAR	1056122.00	125523900.00	0.84	...	10449300.00	0.00
5	CHHATTISGARH	2643397.00	58441300.00	4.52	...	13356300.00	0.00
6	GOA	616997.00	16953600.00	3.64	34000.00	273600.00	12.43
7	GUJARAT	8760083.00	142331200.00	6.15	...	7274600.00	0.00
8	HARYANA	943500.00	47668600.00	1.98	...	7431800.00	0.00
9	HIMACHAL PRADESH	895089.00	18556900.00	4.82	...	3898100.00	0.00
10	JAMMU & KASHMIR	3253602.00	67742600.00	4.80	...	701100.00	0.00
11	JHARKHAND	942000.00	42444400.00	2.22	...	3832800.00	0.00
12	KARNATAKA	3561687.00	140151400.00	2.54	...	19636400.00	0.00
13	KERALA	977084.00	49491200.00	1.97	...	9744500.00	0.00
14	MADHYA PRADESH	644185.00	92746100.00	0.69	40000.00	155194600.00	0.03
15	MAHARASHTRA	1095162.00	182513400.00	0.60	...	11081500.00	0.00
16	MANIPUR	456481.00	20163500.00	2.26	...	15000.00	0.00
17	MEGHALAYA	156000.00	9726600.00	1.60	...	965000.00	0.00
18	MIZORAM	850.00	6862200.00	0.01	...	350600.00	0.00
19	NAGALAND	344555.00	14245400.00	2.42	...	62800.00	0.00
20	ODISHA	4124276.00	48363800.00	8.53	15000.00	6112800.00	0.25
21	PUNJAB	3399302.00	39596700.00	8.58	...	1768400.00	0.00
22	RAJASTHAN	324999.00	82684500.00	0.39	600000.00	10932600.00	5.49
23	SIKKIM	755924.00	11175900.00	6.76	...	491700.00	0.00
24	TAMIL NADU	2980159.00	163883400.00	1.82	...	44583300.00	0.00
25	TRIPURA	2302278.00	17575800.00	13.10	...	89100.00	0.00
26	UTTARAKHAND	1163437.00	25244900.00	4.61	...	5178700.00	0.00
27	UTTAR PRADESH	5720691.00	259597200.00	2.20	...	12401500.00	0.00
28	WEST BENGAL	1602050.00	38858600.00	4.12	500.00	5744000.00	0.01
TOTAL (STATES)		51546178.00	1953557564.00	2.64	796100.00	371244900.00	0.21
29	A. & N. ISLANDS	143000.00	4904700.00	2.92	...	...	0.00
30	CHANDIGARH	253600.00	5500900.00	4.61	...	...	0.00
31	DADRA & NAGAR HAVELI	83100.00	1563300.00	5.32	...	...	0.00
32	DAMAN & DIU	500.00	1772600.00	0.03	...	100.00	0.00
33	DELHI	3518800.00	42095300.00	8.36	500000.00	34045800.00	1.47
34	LAKSHADWEEP	131000.00	2729200.00	4.80	...	...	0.00
35	PUDUCHERRY	184094.00	3956300.00	4.65	...	21000.00	0.00
TOTAL (U.T.s)		4314094.00	62522300.00	6.90	500000.00	34066900.00	1.47
TOTAL (STATES & U.T.)		55860272.00	2016079864.00	2.77	1296100.00	405311800.00	0.32

..NICNET..



STATEMENT NO (29) : BUDGETED EXPENDITURE ON EDUCATION DEPARTMENTS ( CAPITAL ACCOUNT )  
FOR 2012-13 (BUDGET ESTIMATE)

(RUPEES IN THOUSANDS)

S.NO.	STATE/ UNION TERRITORY	CAPITAL EXP. ON EDU. OUT- SIDE REVENUE ACCOUNT	TOTAL CAPITAL EXP. OUT-SIDE REVENUE ACCOUNT	%AGE OF COL. (2) TO COL. (3)	LOANS FOR EDUCATION	TOTAL LOANS & ADVANCES	%AGE OF COL. (5) TO COL. (6)
1	2	3	4	5	6	7	
1	ANDHRA PRADESH	3696850.00	199728004.00	1.85	...	47260500.00	0.00
2	ARUNACHAL PRADESH	537285.00	26368100.00	2.04	...	44600.00	0.00
3	ASSAM	...	47103200.00	0.00	2000.00	5711200.00	0.04
4	BIHAR	2889700.00	134123700.00	2.15	...	12607100.00	0.00
5	CHHATTISGARH	3519260.00	71898900.00	4.89	...	19643300.00	0.00
6	GOA	844713.00	19221300.00	4.39	5000.00	243900.00	2.05
7	GUJARAT	9522370.00	205346700.00	4.64	...	11330600.00	0.00
8	HARYANA	600000.00	48534500.00	1.24	...	8740900.00	0.00
9	HIMACHAL PRADESH	1143817.00	19702600.00	5.81	...	3671700.00	0.00
10	JAMMU & KASHMIR	2983362.00	73334800.00	4.07	...	699800.00	0.00
11	JHARKHAND	733250.00	68568300.00	1.07	...	7293700.00	0.00
12	KARNATAKA	3083730.00	144554800.00	2.13	...	20863800.00	0.00
13	KERALA	1301700.00	65548900.00	1.99	...	8159500.00	0.00
14	MADHYA PRADESH	510901.00	108202200.00	0.47	40100.00	56672600.00	0.07
15	MAHARASHTRA	1033685.00	224440500.00	0.46	...	15088700.00	0.00
16	MANIPUR	98192.00	20757600.00	0.47	...	70000.00	0.00
17	MEGHALAYA	73000.00	13987000.00	0.52	...	183500.00	0.00
18	MIZORAM	...	8887400.00	0.00	...	312000.00	0.00
19	NAGALAND	317890.00	17469000.00	1.82	...	39600.00	0.00
20	ODISHA	2367585.00	70429400.00	3.36	15000.00	3600500.00	0.42
21	PUNJAB	3930250.00	58152700.00	6.76	...	605400.00	0.00
22	RAJASTHAN	524176.00	96891800.00	0.54	2.00	482000.00	0.00
23	SIKKIM	715308.00	14622900.00	4.89	50000.00	54000.00	92.59
24	TAMIL NADU	3268363.00	208560800.00	1.57	...	15041000.00	0.00
25	TRIPURA	579839.00	18410300.00	3.15	...	73800.00	0.00
26	UTTARAKHAND	2197303.00	36534800.00	6.01	...	2640500.00	0.00
27	UTTAR PRADESH	7547810.00	269782600.00	2.80	...	13247800.00	0.00
28	WEST BENGAL	6853400.00	82808700.00	8.28	500.00	7160100.00	0.01
TOTAL (STATES)		60873739.00	2373971504.00	2.56	112602.00	261542100.00	0.04
29	A. & N. ISLANDS	172100.00	7392500.00	2.33	...	...	0.00
30	CHANDIGARH	413000.00	4105900.00	10.06	...	...	0.00
31	DADRA & NAGAR HAVELI	103100.00	2521600.00	4.09	...	...	0.00
32	DAMAN & DIU	2500.00	3504400.00	0.07	...	100.00	0.00
33	DELHI	5323000.00	49072500.00	10.85	250000.00	45308800.00	0.55
34	LAKSHADWEEP	372500.00	2611100.00	14.27	...	...	0.00
35	PUDUCHERRY	292136.00	5067400.00	5.77	...	31900.00	0.00
TOTAL (U.T.s)		6678336.00	74275400.00	8.99	250000.00	45340800.00	0.55
TOTAL (STATES & U.T.)		67552075.00	2448246904.00	2.76	362602.00	306882900.00	0.12

..NICNET..

STATEMENT NO (30) : BUDGET PROVISIONS FOR CENTRE & STATE EDUCATION DEPARTMENTS UNDER REVENUE ACCOUNT,  
CAPITAL ACCOUNT OUT-SIDE REVENUE ACCOUNT & LOANS FOR 2012 - 2013 (BUDGET ESTIMATES)

(RUPEES IN THOUSAND)

S.NO.	STATE/ UNION TERRITORY	REVENUE ACCOUNT			CAPITAL ACCOUNT OUT-SIDE REVENUE ACCOUNT		
		TOTAL BUDGET	EDUCATION DEPARTMENT	%AGE OF COL(3) TO COL(2)	TOTAL BUDGET	EDUCATION DEPARTMENT	%AGE OF COL(6) TO COL(5)
1	2	3	4	5	6	7	
1	ANDHRA PRADESH	1123423900.00	180406088.00	16.06	199728004.00	3696850.00	1.85
2	ARUNACHAL PRADESH	42035100.00	4937604.00	11.75	26368100.00	537285.00	2.04
3	ASSAM	362988600.00	85572048.00	23.57	47103200.00	...	0.00
4	BIHAR	609592700.00	124154946.00	20.37	134123700.00	2889700.00	2.15
5	CHHATTISGARH	284193800.00	51575078.00	18.15	71898900.00	3519260.00	4.89
6	GOA	71166400.00	10337596.00	14.53	19221300.00	844713.00	4.39
7	GUJARAT	722880500.00	119947982.00	16.59	205346700.00	9522370.00	4.64
8	HARYANA	397835200.00	84283389.00	21.19	48534500.00	600000.00	1.24
9	HIMACHAL PRADESH	159691900.00	33542028.00	21.00	19702600.00	1143817.00	5.81
10	JAMMU & KASHMIR	245909000.00	34576988.00	14.06	73334800.00	2983362.00	4.07
11	JHARKHAND	278005500.00	56235577.00	20.23	68568300.00	733250.00	1.07
12	KARNATAKA	805299700.00	144903651.00	17.99	144554800.00	3083730.00	2.13
13	KERALA	516053500.00	100126741.00	19.40	65548900.00	1301700.00	1.99
14	MADHYA PRADESH	635435000.00	102097321.00	16.07	108202200.00	510901.00	0.47
15	MAHARASHTRA	1365592200.00	312117162.00	22.86	224440500.00	1033685.00	0.46
16	MANIPUR	61395700.00	6672911.00	10.87	20757600.00	98192.00	0.47
17	MEGHALAYA	59644300.00	7479376.00	12.54	13987000.00	73000.00	0.52
18	MIZORAM	41687200.00	6712710.00	16.10	8887400.00	...	0.00
19	NAGALAND	52305900.00	7002522.00	13.39	17469000.00	317890.00	1.82
20	ODISHA	414319700.00	77155135.00	18.62	70429400.00	2367585.00	3.36
21	PUNJAB	411666700.00	61588018.00	14.96	58152700.00	3930250.00	6.76
22	RAJASTHAN	622192200.00	136871839.00	22.00	96891800.00	524176.00	0.54
23	SIKKIM	35700200.00	2739758.00	7.67	14622900.00	715308.00	4.89
24	TAMIL NADU	982138500.00	168906586.00	17.20	208560800.00	3268363.00	1.57
25	TRIPURA	58951903.00	9997296.00	16.96	18410300.00	579839.00	3.15
26	UTTARAKHAND	157171200.00	40486993.00	25.76	36534800.00	2197303.00	6.01
27	UTTAR PRADESH	1529636100.00	290530840.00	18.99	269782600.00	7547810.00	2.80
28	WEST BENGAL	837193900.00	169672612.00	20.27	82808700.00	6853400.00	8.28
TOTAL (STATES)		12884106503.00	2430630795.00	18.87	2373971504.00	60873739.00	2.56
29	A. & N. ISLANDS	23529200.00	3751000.00	15.94	7392500.00	172100.00	2.33
30	CHANDIGARH	25054200.00	4267200.00	17.03	4105900.00	413000.00	10.06
31	DADRA & NAGAR HAVELI	21358400.00	1071700.00	5.02	2521600.00	103100.00	4.09
32	DAMAN & DIU	10536100.00	628500.00	5.97	3504400.00	2500.00	0.07
33	DELHI	218333700.00	51101271.00	23.41	49072500.00	5323000.00	10.85
34	LAKSHADWEEP	6425600.00	797800.00	12.42	2611100.00	372500.00	14.27
35	PUDUCHERRY	48355500.00	5853157.00	12.10	5067400.00	292136.00	5.77
TOTAL (U.T.s)		353592700.00	67470628.00	19.08	74275400.00	6678336.00	8.99
TOTAL (STATES & U.T.)		13237699203.00	2498101423.00	18.87	2448246904.00	67552075.00	2.76
TOTAL CENTRE		12861090000.00	740398400.00	5.76	1930620000.00	...	0.00
GRAND TOTAL		26098789203.00	3238499823.00	12.41	4378866904.00	67552075.00	1.54

..NICNET..

STATEMENT NO (30) : BUDGET PROVISIONS FOR CENTRE & STATE EDUCATION DEPARTMENTS UNDER REVENUE ACCOUNT,  
CAPITAL ACCOUNT OUT-SIDE REVENUE ACCOUNT & LOANS FOR 2012 - 2013 (BUDGET ESTIMATES)

(RUPEES IN THOUSAND)

S.NO.	STATE/ UNION TERRITORY	LOAN AND ADVANCES			TOTAL REVENUE, CAPITAL AND LOANS & ADVANCES		
		TOTAL BUDGET	EDUCATION DEPARTMENT	%AGE OF COL(9) TO COL(8)	TOTAL BUDGET	EDUCATION DEPARTMENT	%AGE OF COL(12) TO COL(11)
1		8	9	10	11	12	13
1	ANDHRA PRADESH	47260500.00	...	0.00	1370412404.00	184102938.00	13.43
2	ARUNACHAL PRADESH	44600.00	...	0.00	68447800.00	5474889.00	8.00
3	ASSAM	5711200.00	2000.00	0.04	415803000.00	85574048.00	20.58
4	BIHAR	12607100.00	...	0.00	756323500.00	127044646.00	16.80
5	CHHATTISGARH	19643300.00	...	0.00	375736000.00	55094338.00	14.66
6	GOA	243900.00	5000.00	2.05	90631600.00	11187309.00	12.34
7	GUJARAT	11330600.00	...	0.00	939557800.00	129470352.00	13.78
8	HARYANA	8740900.00	...	0.00	455110600.00	84883389.00	18.65
9	HIMACHAL PRADESH	3671700.00	...	0.00	183066200.00	34685845.00	18.95
10	JAMMU & KASHMIR	699800.00	...	0.00	319943600.00	37560350.00	11.74
11	JHARKHAND	7293700.00	...	0.00	353867500.00	56968827.00	16.10
12	KARNATAKA	20863800.00	...	0.00	970718300.00	147987381.00	15.25
13	KERALA	8159500.00	...	0.00	589761900.00	101428441.00	17.20
14	MADHYA PRADESH	56672600.00	40100.00	0.07	800309800.00	102648322.00	12.83
15	MAHARASHTRA	15088700.00	...	0.00	1605121400.00	313150847.00	19.51
16	MANIPUR	70000.00	...	0.00	82223300.00	6771103.00	8.24
17	MEGHALAYA	183500.00	...	0.00	73814800.00	7552376.00	10.23
18	MIZORAM	312000.00	...	0.00	50886600.00	6712710.00	13.19
19	NAGALAND	39600.00	...	0.00	69814500.00	7320412.00	10.49
20	ODISHA	3600500.00	15000.00	0.42	488349600.00	79537720.00	16.29
21	PUNJAB	605400.00	...	0.00	470424800.00	65518268.00	13.93
22	RAJASTHAN	482000.00	2.00	0.00	719566000.00	137396017.00	19.09
23	SIKKIM	54000.00	50000.00	92.59	50377100.00	3505066.00	6.96
24	TAMIL NADU	15041000.00	...	0.00	1205740300.00	172174949.00	14.28
25	TRIPURA	73800.00	...	0.00	77436003.00	10577135.00	13.66
26	UTTARAKHAND	2640500.00	...	0.00	196346500.00	42684296.00	21.74
27	UTTAR PRADESH	13247800.00	...	0.00	1812666500.00	298078650.00	16.44
28	WEST BENGAL	7160100.00	500.00	0.01	927162700.00	176526512.00	19.04
TOTAL (STATES)		261542100.00	112602.00	0.04	15519620107.00	2491617136.00	16.05
29	A. & N. ISLANDS	...	...	0.00	30921700.00	3923100.00	12.69
30	CHANDIGARH	...	...	0.00	29160100.00	4680200.00	16.05
31	DADRA & NAGAR HAVELI	...	...	0.00	23880000.00	1174800.00	4.92
32	DAMAN & DIU	100.00	...	0.00	14040600.00	631000.00	4.49
33	DELHI	45308800.00	250000.00	0.55	312715000.00	56674271.00	18.12
34	LAKSHADWEEP	...	...	0.00	9036700.00	1170300.00	12.95
35	PUDUCHERRY	31900.00	...	0.00	53454800.00	6145293.00	11.50
TOTAL (U.T.s)		45340800.00	250000.00	0.55	473208900.00	74398964.00	15.72
TOTAL (STATES & U.T.)		306882900.00	362602.00	0.12	15992829007.00	2566016100.00	16.04
TOTAL CENTRE		117540000.00	...	0.00	14909250000.00	740398400.00	4.97
GRAND TOTAL		424422900.00	362602.00	0.09	30902079007.00	3306414500.00	10.70

..NICNET..

## STATEMENT NO. (31): PLAN AND NON-PLAN TOTAL BUDGET ( CENTRE AND STATE )

(Rupees in Thousands)

STATE/UNION TERRITORY	2010 - 2011 (ACTUAL)			2011 - 2012 (REVISED ESTIMATED)			2012 - 2013 (BUDGET ESTIMATED)		
	PLAN	NON-PLAN	TOTAL	PLAN	NON-PLAN	TOTAL	PLAN	NON-PLAN	TOTAL
1 ANDHRA PRADESH	197011700	588330900	785342600	250205500	713940100	964145600	301074800	822349100	1123423900
2 ARUNACHAL PRADESH	12111600	25330800	37442400	16945500	31090200	48035700	15566200	26468900	42035100
3 ASSAM	60854900	168663300	229518200	101152000	224394100	325546100	115196800	247791800	362988600
4 BIHAR	106876100	275283100	382159200	163708000	390737600	554445600	185079100	424513600	609592700
5 CHHATTISGARH	80693600	112863900	193557500	118050100	137626800	255676900	127882500	156311300	284193800
6 GOA	9330300	38507600	47837900	14901800	46834400	61736200	22175200	48991200	71166400
7 GUJARAT	156585600	417814500	574400100	166698200	437018300	603716500	198942000	523938500	722880500
8 HARYANA	62515000	220586800	283101800	100500200	259992300	360492500	111698700	286136500	397835200
9 HIMACHAL PRADESH	16517100	115943800	132460900	18107700	121563800	139671500	16400200	143291700	159691900
10 JAMMU & KASHMIR	9088900	175579200	184668100	11039800	213907800	224947600	14367500	231541500	245909000
11 JHARKHAND	76580300	125845500	202425800	101618600	150355700	251974300	112530900	165474600	278005500
12 KARNATAKA	151874300	388464200	540338500	197726400	454811800	652538200	238960200	566339500	805299700
13 KERALA	43097000	303551100	346648100	55878400	394716500	450594900	84871800	431181700	516053500
14 MADHYA PRADESH	129107200	321008700	450115900	165435800	392005200	557441000	189464000	445971000	635435000
15 MAHARASHTRA	171849600	892744100	1064593700	247092400	1026622800	1273715200	288040600	1077551600	1365592200
16 MANIPUR	9421200	31358700	40779900	15133700	40330600	55464300	19897700	41498000	61395700
17 MEGHALAYA	14728200	25399000	40127200	23763400	25974600	49738000	30115700	29528600	59644300
18 MIZORAM	11973700	22030800	34004500	15067600	24272900	39340500	15885100	28502100	41687200
19 NAGALAND	8848500	33029700	41878200	10091400	41103000	51194400	8750400	43555500	52305900
20 ODISHA	73926700	219752800	293679500	97468000	273247100	370715100	104169000	310150700	414319700
21 PUNJAB	23207200	305764600	328971800	37540600	328453700	365994300	46547800	365118900	411666700
22 RAJASTHAN	87526600	361206800	448733400	135222100	421556900	556779000	141192000	481000200	622192200
23 SIKKIM	6752700	22322500	29075200	9336200	26254200	35590400	10420600	25279600	35700200
24 TAMIL NADU	142669100	586493900	729163000	200679900	649483300	850163200	256338700	725799800	982138500
25 TRIPURA	8797697	34795661	43593358	12027052	38231999	50259051	15157543	43794360	58951903
26 UTTARAKHAND	24725100	91485700	116210800	30333000	112882300	143215300	31516300	125654900	157171200
27 UTTAR PRADESH	210395400	866360700	1076756100	269675200	1026780200	1296455400	296613900	1233022200	1529636100
28 WEST BENGAL	120544900	524837000	645381900	170817400	593356600	764174000	187917600	649276300	837193900
TOTAL (STATES)	2027610197	7295355361	9322965558	2756215952	8597544799	11353760751	3186772843	9697333660	12884106503
29 A. & N. ISLANDS	6120616	12701774	18822390	8529200	13089200	21618400	9810300	13718900	23529200
30 CHANDIGARH	1601603	20619622	22221225	1953400	20597700	22551100	3771800	21282400	25054200
31 DADRA & NAGAR HAVELI	1679266	12707521	14386787	1816300	17786900	19603200	3591000	17767400	21358400
32 DAMAN & DIU	713278	6673198	7386476	1483600	9283300	10766900	2184800	8351300	10536100
33 DELHI	48915900	94901464	143817364	68678800	121980078	190658878	73308700	145025000	218333700
34 LAKSHADWEEP	1095419	4686058	5781477	1215400	4878800	6094200	1453200	4972400	6425600
35 PUDUCHERRY	12284000	23117700	35401700	13444700	19816900	33261600	25835400	22520100	48355500
TOTAL (U. T. s)	72410082	175407337	247817419	97121400	207432878	304554278	119955200	233637500	353592700
TOTAL (STATES & U. T. s)	210020279	7470762698	9570782977	2853337352	8804977677	11658315029	3306728043	9930971160	13237699203
TOTAL CENTRE	3142320000	7264910000	10407230000	3462010000	8157400000	11619410000	4205130000	8655960000	12861090000
GRAND TOTAL	5242340279	14735672698	19978012977	6315347352	16962377677	23277725029	7511858043	18586931160	26098789203

..NICNET..