

ANALYSIS
OF
BUDGETED EXPENDITURE
ON EDUCATION
2008-09 to 2010-11



GOVERNMENT OF INDIA
MINISTRY OF HUMAN RESOURCE DEVELOPMENT
(DEPARTMENT OF HIGHER EDUCATION)
PLANNING & MONITORING UNIT
NEW DELHI
2012

PROJECT TEAM

Ms. RUCHIKA GUPTA

DY. DIRECTOR

Shri MITRA SAIN

ASSISTANT DIRECTOR

Shri V.S. NAGAR

SR. STATISTICAL OFFICER

Smt.PRITI TRIVEDI

SR. STATISTICAL OFFICER

Shri P.S.DHUNNA

UPPER DIVISION CLERK

C.M.I.S STAFF

Shri OM PRAKASH

PROGRAMMER

**Shri E. KRISHNA
KUMARAN**

**DATA PROCESSING
ASSISTANT**

Mrs. CHANDER KANTA

DATA ENTRY OPERATOR

PREFACE

This Publication brought out annually, analyses the Budget provisions made by the States/UTs and the Central Ministries for the development of education in their Budgets as placed below before the Legislatures and Parliament. The present issue gives information in respect of actual expenditure for the year 2007-08 revised estimates of the expenditure for the year 2008-09 and the budget estimates for the year 2009-10. An analysis of the budget documents (Demands for Grants) for the year 2009-10 has also been presented in the document.

Total expenditure on education as incurred by the Centre, States and Union Territories have been taken into account. Effort is always made to take precaution against double counting of expenditure because the whole of actual expenditure, both central grant and State's share, under Centrally Sponsored Schemes (CSS) of Education Department is made by States/UTs and shown as such in their budget documents. The expenditure incurred on Centrally Sponsored Schemes of the department has been included in the Central Budget and has been excluded from the State's Budget.

Special features of graphic representation of data and its analysis has been added. Bar charts and pie charts have been used as tools to portray the salient and unique features of the analysis. In this publication a statement indicating the Public Expenditure on Education as percentage of GDP from 1999-00 to 2009-10 is also added. We are sure that this will help in putting more emphasis and focus on the salient observations thrown up by the analysis. This will also make the publication more lively and useful.

(Amit Khare)
Joint Secretary (Plg.)

CONTENTS

I	Introduction	1
II	Analysis of Budgeted Expenditure	4
III	Expenditure on Education as percentage of Gross Domestic Product (GDP)/Gross State Domestic Product (GSDP)	11
IV	Budgeted Expenditure on Education (Capital Accounts)	14
V	Budgeted Expenditure on Education (Revenue and Capital Account)	15
VI	Appendix:-Method of Estimation of Sector-wise Expenditure on Education	17
	Analytical Tables No.1 to 9	1-20
Table 1	Budgeted Expenditure on Education by Education Department and other Departments.	1
Table 2	Budgeted Expenditure (Plan and Non Plan by Education Department and other Departments (Revenue Account)	2
Table 3	Budgeted Expenditure on Education and Training (Revenue Accounts)	3
Table 4	Budgeted Expenditure on Education by Education Department of Central Government (Revenue Account)	4-15
Table 5	Statement indicating the Public Expenditure on Education as percentage of GDP	16
Table 6	Statement indicating the sector-wise Public Expenditure on Education as percentage of GDP for States/Uts and Centre	17
Table 7	Relationship between Budgeted Expenditure on Education and Gross Domestic Product of States/Uts	18
Table 8	Percentage of Capital Expenditure on Education to Total Budget (Capital Account)State-wise	19
Table 9	Total Budget (States and Centre) (Revenue, Capitals and Loan &Advances)	20

Statistical Statements No. 1 to 33

Statement No.1	Budgeted Provision for Education & Training at the Centre (Revenue Account).	1
Statement No.2	Budgeted Expenditure on Education, Training by Education and other departments (Revenue Account).	5
Statement No.3	Plan and Non-Plan Budget Provision for Education by all departments (Revenue Account)	8
Statement No.3A	Percentage share of total Plan and Non-Plan Budgeted Expenditure of Education Department in the total State Plan and Non-Plan Budgeted Expenditure (Revenue Account)	11
Statement No.3B	Percentage share of Total Plan and Non-Plan Budgeted Expenditure of Education and other departments in the total State Plan & Non-Plan Budgeted Expenditure (Revenue Account)	12
Statement No.4	Total State Budget and Budgeted Expenditure on Education and Training (Revenue Account)	13
Statement No.5	Plan and Non-Plan Budgeted Expenditure on Education by Education Departments (Revenue Account)	14
Statement No.6	Total Plan Budgeted Expenditure on education by all departments (Revenue Account).	17
Statement No.7	Plan and Non-Plan Budgeted Expenditure on Elementary Education (Revenue Account).	18
Statement No.8	Plan and Non-Plan Budgeted Expenditure on Elementary Education by Sub heads (Revenue Account)	19
Statement No.9	Plan and Non-Plan Budgeted Expenditure on Secondary Education (Revenue Account)	28
Statement No.10	Plan and Non-Plan Budgeted Expenditure by sub heads on Secondary Education (Revenue Account)	29
Statement No.11	Plan and Non-Plan Budgeted Expenditure on Adult Education (Revenue Account).	38
Statement No.12	Plan and Non-Plan Budgeted Expenditure on Adult Education by sub-heads (Revenue Account)	39

Statement No.13	Plan and Non-Plan Budgeted Expenditure on University and other Higher Education (Revenue Account)	44
Statement No.14	Plan and Non-Plan Budgeted Expenditure on University and other Higher Education by Sub-Heads (Revenue Account)	45
Statement No.15	Plan and Non-Plan Budgeted Expenditure on Technical Education (Revenue Account)	51
Statement No.16	Plan and Non-Plan Budgeted Expenditure on Technical Education by Sub-Heads (Revenue Account)	52
Statement No.17	Plan and Non-Plan Budgeted Expenditure on Physical Education (Revenue Account)	61
Statement No.18	Plan and Non-Plan Budgeted Expenditure on Physical Education by Sub-Heads (Revenue Account)	62
Statement No.19	Plan and Non-Plan Budgeted Expenditure on other General Education Programme (Revenue Account)	63
Statement No.20	Plan and Non-Plan Budgeted Expenditure on other General Education Programme by Sub-Heads (Revenue Account)	64
Statement No.21	Plan and Non-Plan Budgeted Expenditure on Language Development (Revenue Accounts)	69
Statement No.22	Plan and Non-Plan Budgeted Expenditure on Language Development by Sub-Heads (Revenue Accounts)	70
Statement No.23	Budgeted Expenditure on Education of the Education Departments according to heads of charges (Revenue Account) for 2008-09 (Actuals).	75
Statement No.23A	Capital Account for 2008-09 (Actuals) (Statewise).	76
Statement No.23B	Loans & Advances 2008-09 (Actuals) (Statewise).	77
Statement No.24	Budgeted Expenditure on Education of the Education Departments according to Heads of charges (Revenue Account) for 2009-10(Revised Estimates).	78

Statement No.24A	Capital Account 2009-10(Revised Estimates) (Statewise).	79
Statement No.24B	Loans & Advances 2009-10(Revised Estimates) (Statewise).	80
Statement No.25	Budgeted Expenditure on Education of the Education Department according to Heads of charges (Revenue Account) for 2010-11 (Budget Estimates).	81
Statement No.25A	Capital Account 2010-11 (Budget Estimates) (Statewise).	82
Statement No.25B	Loans & Advances 2010-11 (Budget Estimates) (Statewise).	83
Statement No.26	Sectorwise Plan and Non-Plan Actual Expenditure of Education Departments of States/UTs and Centre (Revenue Account) for 2008-09.	84
Statement No.27	Sectorwise Plan and Non-Plan Revised Estimates for Education Departments of States/UTs and Centre (Revenue Account) for 2009-10.	85
Statement No.28	Sectorwise Plan and Non-Plan Budget Estimates for Education Departments of States/UTs and Centre (Revenue Account) for 2010-11.	86
Statement No.29	Budgeted Expenditure on Education of Education Department (Capital Account) for 2008-09 (Actuals).	87
Statement No.30	Budgeted Expenditure on Education of Education Department (Capital Account) for 2009-10(Revised Estimates).	88
Statement No.31	Budgeted Expenditure on Education of Education Department (Capital Account) for 2010-11 (Budget Estimates).	89
Statement No.32	Budget Provision for Centre and State/UTs Education Departments under Revenue Account, Capital Accounts and Loans and Advances for 2010-11.	90
Statement No.33	Total Budget (Plan and Non-Plan) Centre & States/UTs	92

INTRODUCTION

This publication gives the details of the Plan and Non Plan expenditure budgeted by the education departments of the States/UTs and the Centre for various sub-sectors of Education. Departments other than the Department of Education also incur some expenditure on education and an effort has been made to include the budget estimates of their expenditure on education in order to get complete picture of public expenditure on education in the country. The expenditure of other departments also includes the expenditure on training (formal and non-formal).

The total amount of budget provisions on the revenue account made for education for the year 2010-11 by education departments for the States/UTs and the Centre works out to Rs. 225054.53 crore (Rs. 175150.54 crore in State Sector and Rs. 49904 crore in the Central sector) which is 13.72% more than the revised estimates of Rs.197910.91 crore for 2009-10. This amount constitutes 11.09% of the total budget provisions made on the revenue account in the States and at the Centre.

Apart from the revenue account, the Education Departments also makes provisions for capital works. The total budget estimates on the capital accounts (including loans) Rs.4371.30 crore (Rs.4371.30 crore in the State Sector and Rs.0.00 crore in the Central Sector). Taking into account both the revenue as well as the capital account, the total budget estimates for education for 2010-11 of the State Education Departments and the Education Departments of the Centre works out to Rs.229425.84 crore, which is 10.13% of the total budget estimates.

The total budget provisions (Revenue Account) for 2010-11 made by the departments other than Education works out to Rs. 47082.90 crore. Accordingly including the expenditure on Education by all the Departments, the total budget provisions for education is given in the following table.

Expenditure on Education (2010-11 BE Revenue Account)

Rs in crore

	Centre	States/UT	Total
Expenditure (Rs. in crore)	66552.34	205585.10	272137.44
Share with respect to total (%)	24.46	75.54	100

It is observed from the table that the States are contributing about 75.54% of the total revenue expenditure on education in the country while centre contributes about 24.46% to the education sector as a whole. The total revenue account of Rs.272137.44 crore constitutes 14.16% of the total budget of the Centre and the States for 2010-11 (21.37% for the State sector and 6.95% for the Central Sector).

The budget provisions (Revenue Account) for the Education department of the Central and the State Governments are indicated in the table which follows:-

Budgeted Expenditure (Plan & Non Plan) (Revenue Account) By Education Departments (Rs. in crore)

Year →	2008-09(Actual)		2009-10(RE)		2010-11(BE)	
	Centre	State	Centre	State	Centre	State
Plan	28409.28	14438.88	32102.00	20255.59	42032.00	25675.88
Non Plan	6026.39	103947.85	9046.00	136507.32	7872.00	149474.96
Total	34435.67	118386.73	41148.00	156762.91	49904.00	175150.54
Share of Plan Exp. to total exp. On education (%)	82.50	12.20	78.0	12.92	84.23	14.66

About 84.23% of the Central expenditure on education is under plan whereas in the case of States/UTs it is only 14.66 % in the year 2010-11.

The following table indicates the Sector-wise Expenditure on Education by Education Department incurred by both Centre and States.

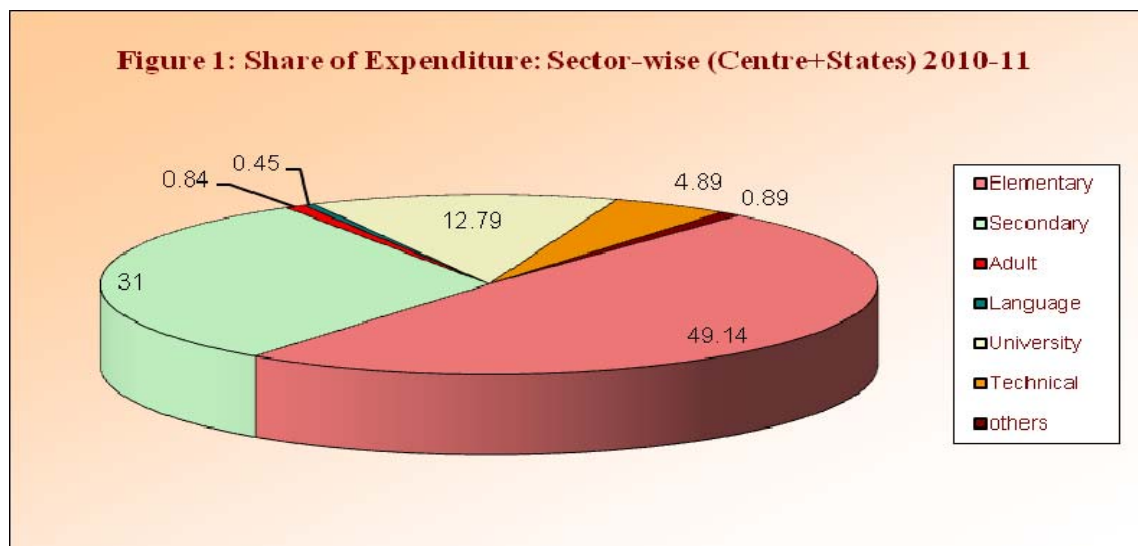
**Sector-wise Expenditure (Plan & Non Plan) on Education by Education
Department (Revenue Account) with percentage-
Centre and States/UTs 2010-11 (BE)**

(Rs.in crore)

	Plan Expenditure	Plan %age share	Non-Plan Expenditure	Non- Plan %age Share	Total Expenditure	Total %age Share
1.	2.	3.	4.	5.	6.	7.
Elementary Education	29533.97	58.39	71057.60	45.16	110591.57	49.14
Secondary Education	10506.31	15.52	59268.49	37.67	69774.80	31.00
Adult Education	1661.29	2.45	221.22	0.14	1882.51	0.84
Language Development	245.62	0.36	774.71	0.49	1020.33	0.45
University & Hr. Education	8384.75	12.38	20403.43	12.97	28788.18	12.79
Technical Education	6539.74	9.66	4470.04	2.84	11009.78	4.89
General Education	816.24	1.21	1060.95	0.67	1877.19	0.84
Physical Education	19.66	0.03	90.51	0.06	110.17	0.05
Total Education	67707.58	100.00	157346.95	100.00	225054.53	100.00

Elementary Education accounted for 49.14% of the total expenditure on education in 2010-11, followed by Secondary Education, which was 31%. The share of University & Higher Education and Technical Education was 12.79% and. 4.89% respectively.

Sector wise expenditure on education for 2010-11 has been depicted in the pie-chart (Figure-1).



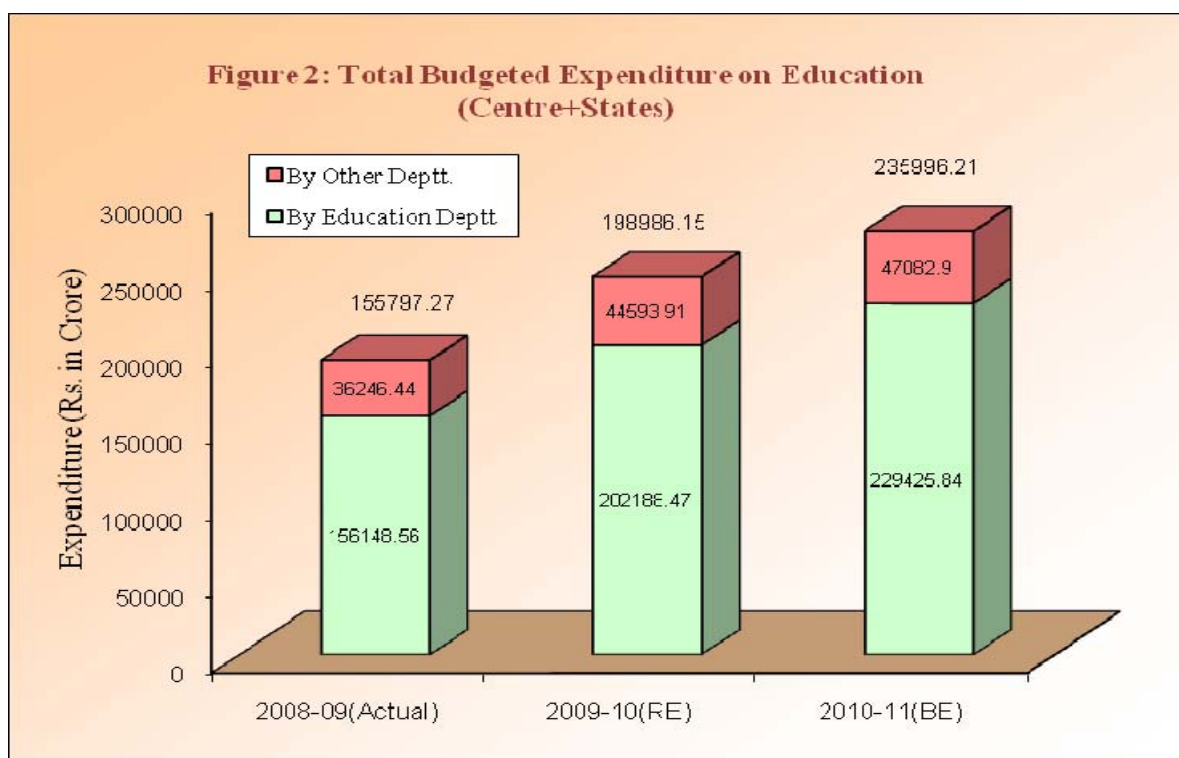
II. ANALYSIS OF BUDGETED EXPENDITURE

Table (1) summarizes the budget provisions for education by the Education Departments and other Departments under all the three accounts viz. (i) Revenue Account, (ii) Capital Account and (iii) Loans and Advances. Besides, provisions for Centre and States/Union Territories have also been indicated separately.

Budget provisions for education and training in 2010-11 have gone up to Rs.276508.74 crore (Rs.272137.44 crore under the Revenue Account, Rs. 4233.44 crore under the capital Account and Rs. 137.86 crore under Loans and Advances), forming 12.21% of the total budget provisions. Percentage provisions for education and training for the respective accounts are 14.16% under the Revenue Account, 1.31% under the Capital Account and under Loans and Advances is 0.63 %.

The Budget Estimates 2010-11 for education by the Education Departments of the Centre and the States under all the three accounts rose to Rs. 229425.84 crore (Rs. 49904 crore for the Centre and Rs. 179521.84 crore for the States). This amount consists of Rs. 225054.54 crore under the Revenue Account, Rs.4233.44 crore under the Capital Account and Rs. 137.86 crore under Loans & Advances. The corresponding percentage of these accounts to the respective total budget provisions works out to 11.71%, 1.31% and 0.63%.

Figure-2 - a bar diagram indicates the extent and progress of Budgeted expenditure on education by different departments (Revenue Account) during 2008-09 (Actual) to 2010-11(BE).



The Revised Estimates of 2009-10 for expenditure on education and training by the Centre and States/Union Territories amounted to Rs.246782.38 crore (Rs.242504.82 crore under Revenue Account, Rs.3827.55 crore under Capital Account and Rs. 450.01 crore under Loans & Advances), comprising Rs.58146.34 crore by the Centre and Rs.188636.04 crore by the States/ UTs. The total Revised Estimates for education formed 11.80% of the total Revised Estimates of expenditure. The corresponding percentages for Revenue, Capital Account and Loans & Advances are 13.59%, 1.36% and 1.78% respectively.

The Revised Estimates of 2009-10 provided by the Education Departments of the Centre and States rose to Rs.202188.47 crore (Rs.41498 crore for the Centre and Rs.160690.47 crore for the States) constituting 9.67% of the total Revised Estimates on all the three accounts. This amount comprised Rs.197910.91 crore under the Revenue Account, Rs.3827.55 crore under the Capital Account and Rs.450.01 crore under Loans and Advances. The corresponding percentages of these accounts to the respective total Revised Estimates are 11.09%, 1.36% and 1.78%.

The total Actual Expenditure on education and training by the Centre and the States/Union Territories for the year 2008-09 amounted to Rs.192395 crore (Rs.189068.84 crore under Revenue Account, Rs.2531.78 crore under Capital Account and Rs.794.38 crore under Loans & Advances), comprising Rs.48727.59 crore by the Centre and Rs. 143667.41 crore by States/ UTs. The total expenditure on education constituted 10.96% of the total actual expenditure during 2008-09. The corresponding percentages for Revenue, Capital Account and Loans & Advances are 12.64%, 1.07% and 3.47% respectively

The total expenditure on education during the year 2008-09 (Actual) incurred by the Education Departments of the Centre and the States under all the three accounts; (Revenue Account, Capital Account, & Loans and Advances) amounted to Rs. 127266.67 crore (Rs.26769.75 crore for Centre and Rs.100496.92 crore for States) forming 8.77% of the total expenditure of Centre and States on all the three accounts. Out of this amount, Rs. 125379.63 crore is under the Revenue Account, Rs. 1878.08 crore under the Capital Account (outside Revenue Account) and Rs.8.96 crore under Loans and Advances. The corresponding percentages of expenditure on education under these accounts with reference to the respective total expenditure are 10.52%, 0.78% and 0.04%.

Figure-3 shows the share of expenditure on education by education department with respect the total budget on all the three accounts (Revenue Account, Capital Account, & Loans and Advances) separately for Centre and State. The figure also depicts the total share of expenditure on education by education department by both centre and state together.

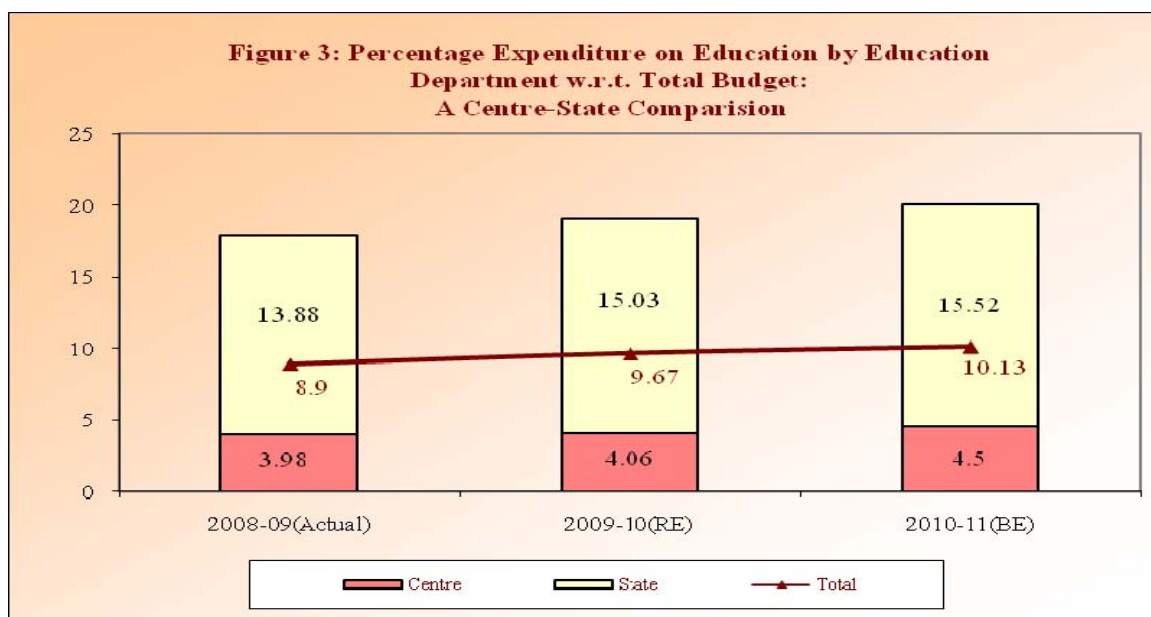
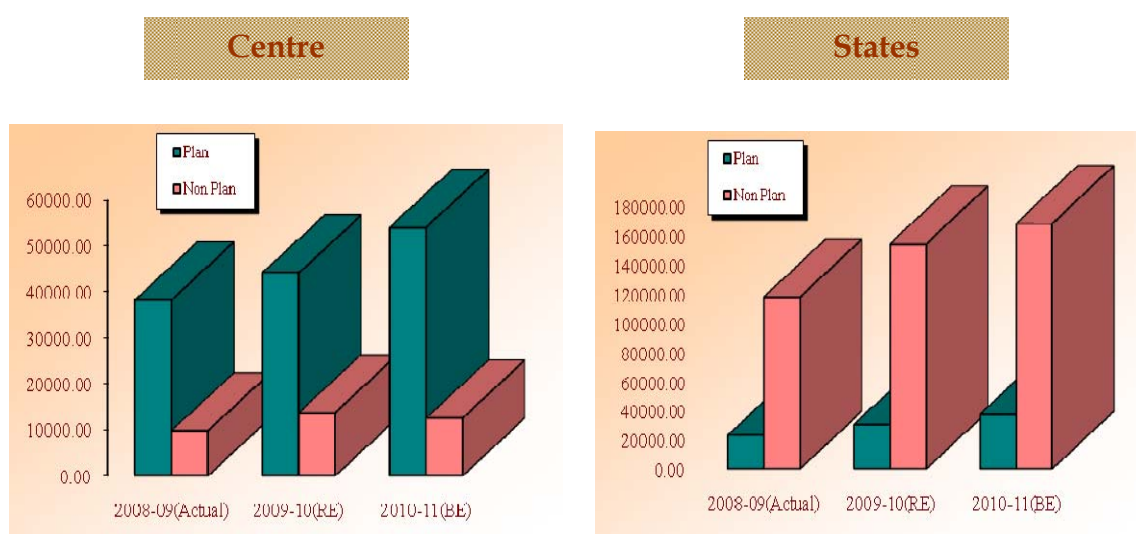


Table (2) summarizes the total budget provisions (Revenue Account) for expenditure on education in respect of Education Departments as well as other departments with the break-up of Plan and Non-Plan provisions for the year 2008-09 (Actual), 2009-10 (Revised Estimates) and 2010-11 (Budget Estimates). Figure-4 - a bar chart, depicts the Plan and non-Plan Expenditure of Centre and State incurred by Education Department. It brings out contrast in emphasis on Plan and Non-Plan expenditure by Centre and States.

Figure-4: Plan and Non Plan Expenditure on Education: Centre -State Comparison



The Actual Expenditure on education and training during 2008-09 by the Centre under the Revenue Account was Rs.47977.59 crore (Rs.38227.46 crore for Plan and Rs 9750.13 crore for Non-Plan) which constituted 6.05% of the total central expenditure (Revenue Account).

The Actual Expenditure on education and training during 2008-09 by the States/Union Territories was Rs.141091.25 crore (Rs. 23243.70 crore for Plan and Rs. 117847.55 crore for Non-Plan) and formed 20.10% of the total expenditure (Revenue Account) for all States/Union Territories.

In 2008-09, the actual expenditure (Revenue Account) of Education Departments of the Centre and the States/Union Territories amounted to Rs.152822.40 crore, comprising Rs.42848.16 crore for Plan and Rs.109974.24 crore for Non-Plan, forming 10.22 % of the total expenditure on all sectors. The Central expenditure for the education departments was Rs.34435.67 crore (Rs.28409.28 crore Plan and Rs. 6026.39 crore for Non-Plan) whereas expenditure of the States/Union Territories was

Rs.118386.73 crore (Rs. 14438.88 crore for Plan and Rs. 103947.85 crore for Non-Plan).

In 2009-10 the Revised Estimates for education and training during 2009-10 by the Centre under the Revenue Account amounted to Rs.57796.34 crore (Rs.44084.71 crore for Plan and Rs.13711.63 crore for Non-Plan). The Revised Estimates for education by the Centre constituted 6.38% (16.67% for Plan and 2.14% for Non-Plan) of the total Revised Estimates of the Centre.

The Revised Estimates for education and training during 2009-10 by the States/Union Territories was Rs. 184708.48 crore (Rs.30399.04 crore for Plan and Rs. 154309.44 crore for Non-Plan) forming 21.04% of the total Revised Estimates (Revenue Account) for all States/Union Territories.

The Revised Estimates of 2009-10 of the Education Departments of Centre and States/UTs rose to Rs. 197910.91 crore (Rs 52357.59 crore for Plan and Rs.145553.32 crore for Non-Plan) constituting 11.09% of the total Revised Estimates of expenditure on all sectors. The Revised Estimates for the Central Education Departments were Rs.41148 crore (Rs.32102 crore for plan and Rs.9046 crore for Non-Plan) whereas the Revised Estimates for the States/Union Territories were Rs. 156762.91 crore (Rs. 20255.59 crore for Plan and Rs.136507.32 crore for Non-Plan). The percentage of Central Plan for the Education Departments (Revised Estimates) to the total Central Plan budget (Revised Estimates) was 12.14% while it was 1.41% in case of Non-Plan expenditure on education.

The budget estimates for 2010-11 (Revenue Account) for expenditure on education of the Centre and States/Union Territories amounted to Rs.272137.44 crore comprising Rs.225054.54 crore by the education departments and Rs. 47082.90 crore by the other departments. The total budget for education constitutes 14.16 % of the total respective budget under the Revenue Account.

The Central budget provision (Revenue Account) for education and training is Rs.66552.34 crore, comprising Rs.54014.71 crore for Plan and Rs.12537.63 crore for Non-Plan. This amount constituted 6.95% (17.14% for Plan and 1.94% for Non-Plan) of the total central budget (Revenue Account) for the year 2010-11.

The total budget provision (Revenue Account) of all States/Union territories for education and training is Rs.205585.10 crore (Rs.37340.85 crore for Plan and Rs.168244.25 crore for Non-Plan) constituting 21.37% of the total budget (Revenue Account) for all States and Union Territories.

The total budget provision (Revenue Account) of Education Departments of the Centre and the States/Union Territories for the year 2010-11 amounted to Rs.225054.54 crore, comprising Rs.67707.58 crore for Plan and Rs.157346.96 crore for Non-Plan forming 11.71% to the total budget of all sectors. The Central budget for the Education Departments was Rs.49904 crore (Rs.42032 crore for Plan and Rs.7872 crore for Non-Plan) whereas the budget provision for the States/Union Territories was Rs.175150.54 crore (Rs.25675.58 crore for Plan and Rs.149474.96 crore for Non-Plan). The percentage provision of Centre plan expenditure to the total plan budget was 13.34%, while it was 1.22% for Non-Plan.

Figure-5 indicates Plan and Non-Plan expenditure on education by the Education and other Departments of the Centre and the States/Union Territories vis-à-vis their respective total budget expenditure on all sectors.

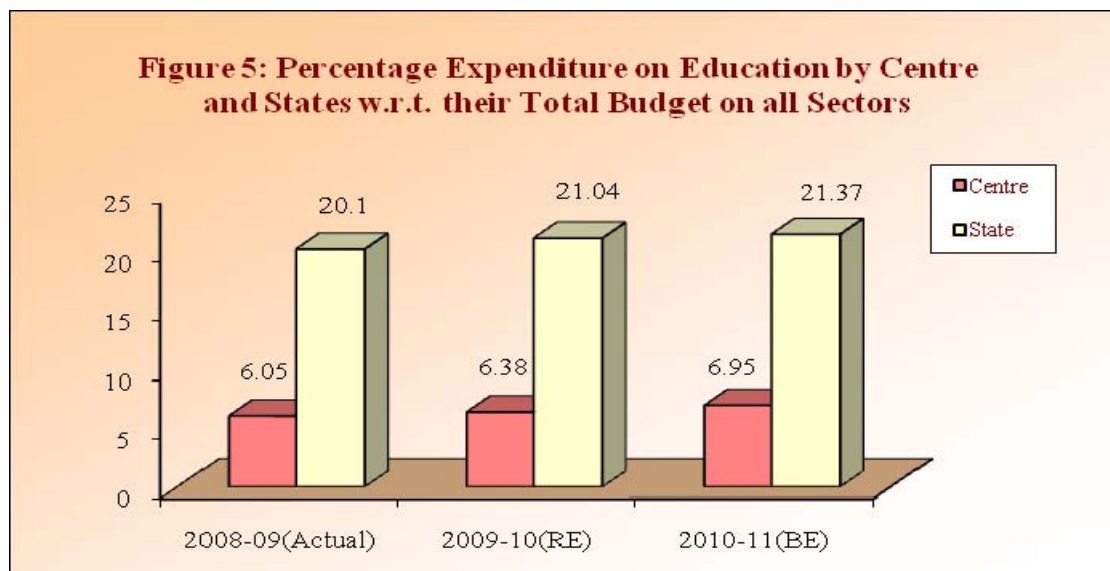


Table (3) depicts the budget provisions (Revenue Account) for education vis-à-vis training (Formal & Informal) at the Centre and in the States/Union Territories for the year 2010-11. The Figure-6(i) and Figure-6(ii) - pie-charts, corresponding to this table show that meager 1.90% of the total Centre Budget for Education spent on Training. The respective figure for States is 2.49%.

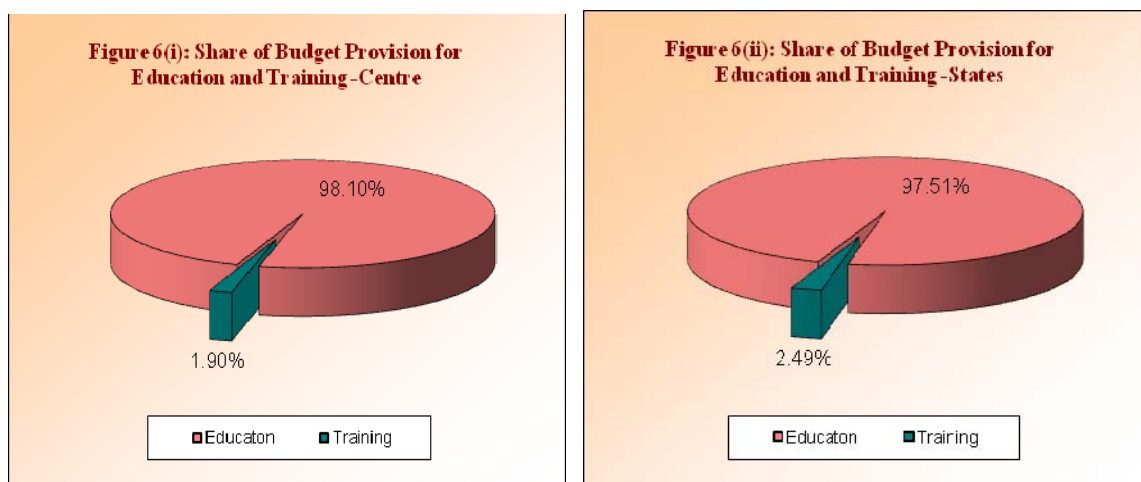
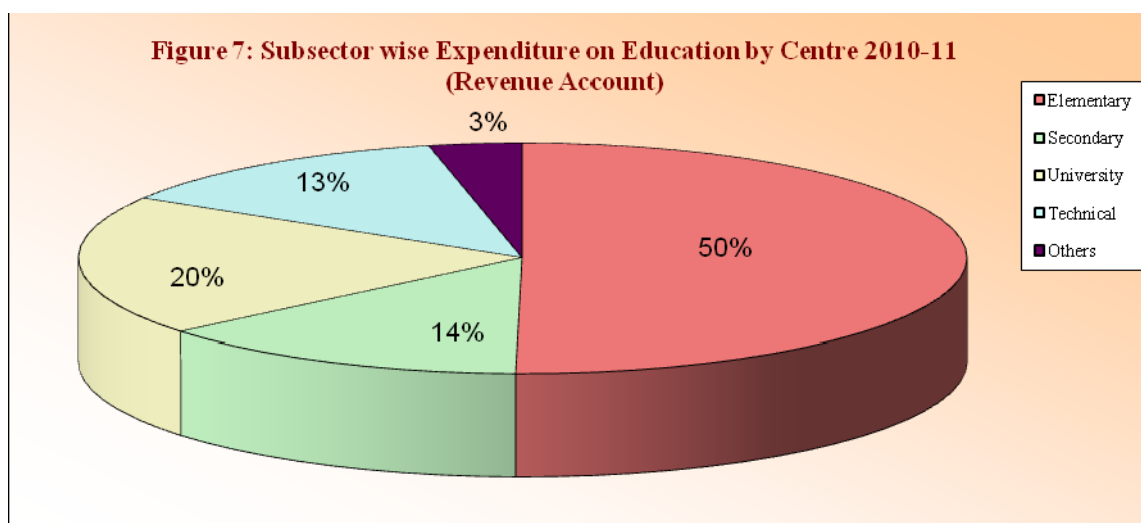


Table (4) gives the sector-wise break-up of the budgeted expenditure on education in the Central Sector of the Ministry of Human Resource Development, Departments of Education for the years 2008-09 (Actuals), 2009-10 (Revised Estimates) and 2010-11 (Budget Estimates). Besides, break-up of Plan and Non-Plan expenditure is also given.

Table (4) indicates that in 2010-11 a major share of Rs. 25066.70 crores or 50.23% of the total budget of the Department of Education is provided for Elementary Education. The second priority is given to University & Higher Education which is Rs. 9857.93 crores or 19.75%, of which the lion's share of Rs.7840.86 crore is to be operated through the University Grants Commission. The third priority is given to Secondary Education which is Rs.6843.82 crore or 13.71%; Rs.6451.52 crore or 12.93% for Technical Education and Rs.1303.48 crore forming 2.61% for Adult Education and Rs.222.24 crores or 0.48% for Language Development Programmes and Rs.158.31 crores or 0.45% for general purposes including research, scholarships, international co-operation. Figure-7 - a pie-chart also depicts relative emphasis on various sub-sectors in the Central Budget (Revenue Account).

Out of the total central budget (Revenue Account), Rs. 9971.08* crore (Rs. 9719.58 crore for Plan and Rs. 251.50 crore for Non-Plan) has been provided for Grants-in-aid to States and Union Territories, which is about 16.98 % of the total budget of Rs. 49904 crore (Rs. 42032 crore for Plan and Rs. 7872 crore for Non-Plan) of the Education Department for the year 2010-11.



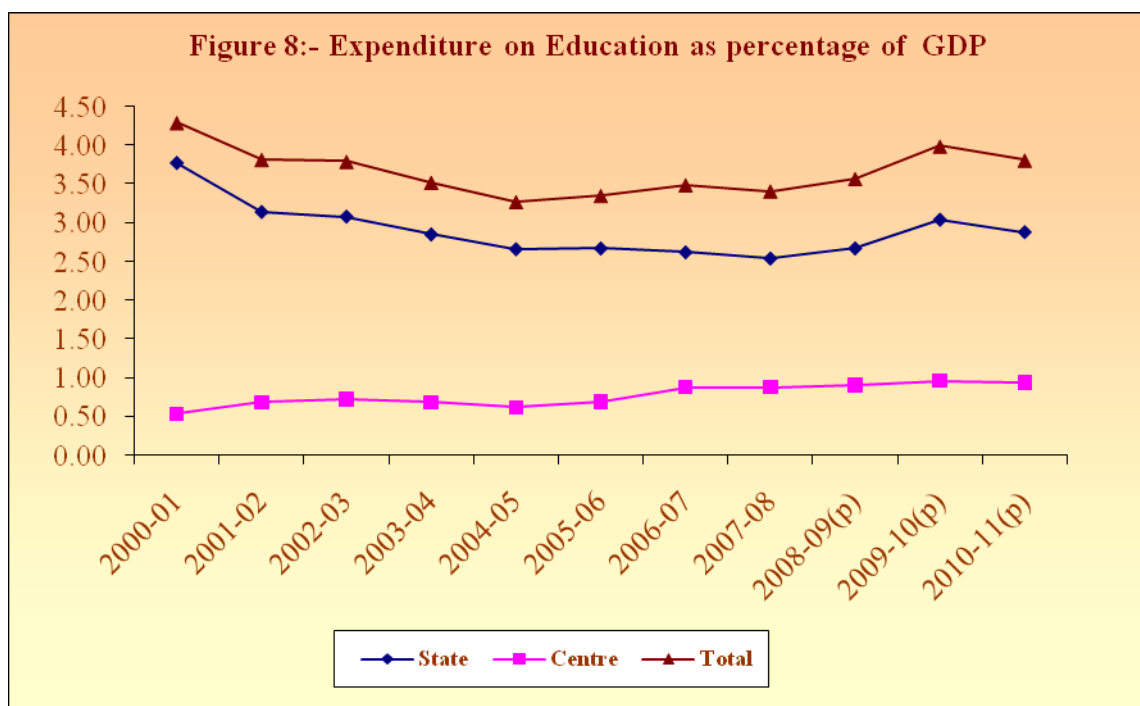
* Figures have been taken from Demand for Grants for Ministry of Human Resource Development for the year 2010-11.

Statement (1) of the Appendices gives Ministry/Department wise details of the central budget provision for education including training (formal & informal). This provision, which was Rs.66552.34 crore in 2010-11 constituted 6.94% of the total central budget. The corresponding percentage of budget provision in 2008-09 and 2009-10 as 6.14 and 6.41 respectively.

The Departments/Ministries, other than Education Department also contribute towards education. Details may be seen in Statement 1.

III. EXPENDITURE ON EDUCATION AS PERCENTAGE OF GROSS DOMESTIC PRODUCT (GDP)/ GROSS STATE DOMESTIC PRODUCT (GSDP)

Figure-9 based on Table 5 indicates the year-wise expenditure on education as percentage of National GDP for States, Centre and Total. It may be seen here that total expenditure on education as percentage of GDP was highest (4.14%) in 2000-01 but this level could not be sustained in the following year and comes down to 3.26% in the year 2004-05. After that it again started increasing but at a very slow rate.

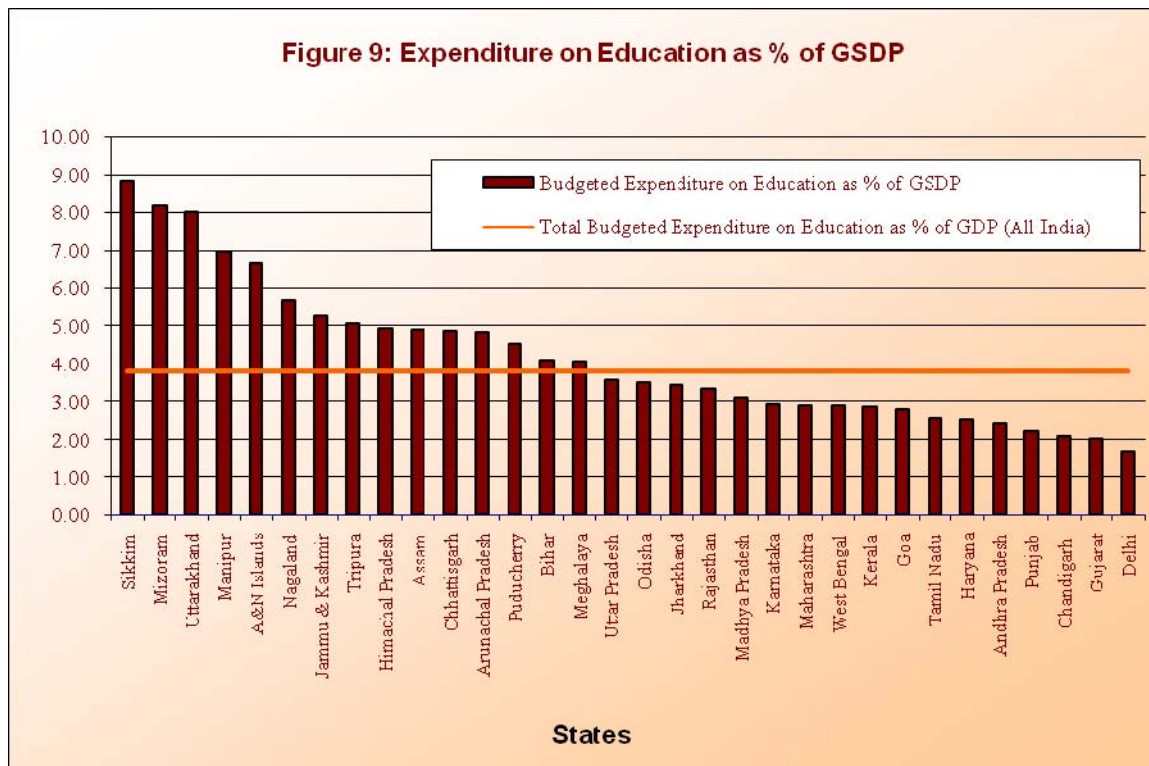


If we look at the percentage for Centre and States separately, we found that centre's share showing an increasing trend over the years and gone up from 0.51% in 2000-01 to 0.95% in 2009-10, while state's share has declined from 3.63% in the year 2000-01 to 2.87% in 2010-11.

The total expenditure on the Revenue Account at the all India level during 2010-11 formed 26.84% of the total Gross Domestic Product (GDP) and only 3.14% of the GDP was provided in the budgets of the education departments. When the provision for education for all departments including education departments is taken into account this percentage works out to be 3.80%.

Table - 6 shows the absolute estimated public expenditure and estimated public expenditure on Education as percentage of Gross Domestic Product (GDP) sector wise as well as with the break up of States/UTs. and Center for the year 2008-09(Actual), 2009-10(Revised Estimates) and 2010-11(Budget Estimates). The expenditure on elementary education is about 1.57% of GDP which is maximum among all other sub sectors of education followed by secondary education which is hovering around 0.98% of GDP. Contribution made by adult education (0.03) as percentage of GDP is lowest among all the sub sectors followed by university & Higher Education and Technical education for which it is around 0.89% and 0.33% respectively.

The percentage of total budgeted expenditure of States/UTs to their Gross State Domestic Product is worked out in Table-7.



Note: For states the reference year is 2010-11 and for All India Figure the reference year is 2010-11-see Table-7.

Figure-9 indicates the State-wise relationship between budgeted expenditure on education for all departments on Revenue Account in terms of the Gross State Domestic Product for the available years of various States and Union Territories for the purpose of comparative study. It is observed from the graph that the percentage of expenditure on education is below the National GDP in respect of the major states such as Delhi, Haryana, Gujarat, Punjab, West Bengal, Goa, Maharashtra, Andhra Pradesh, Orissa, Jammu & Kashmir, Chhattisgarh, Tamil Nadu, Jharkhand, Rajasthan, Puducherry and Chandigarh.

IV. BUDGETED EXPENDITURE ON EDUCATION (CAPITAL ACCOUNT)

This head accommodates the capital expenditure outside the Revenue Account and loans and advances for all States/UTs and at the centre. Capital expenditure and loans for education are quite meager in comparison with the expenditure under Revenue Account.

Statement (29) in the Appendices indicates the State-wise capital expenditure outside the Revenue Account and loans for education made by the Education Departments of all States/UTs for the year 2007-08 (Actual) which amounted to Rs.2531.78 crore constituting 1.70% of the total capital account outside the Revenue Account. Among States, this percentage is highest in the case of Himachal Pradesh(22.07%) and no provision was made in Arunachal Pradesh, Assam and Jammu & Kashmir. Among Union Territories, this percentage is in the range of 0.39% for Lakshadweep and 6.03% in Delhi.

During 2008-09 (Actuals), the total loans provided by the Education Departments of all States/UTs amounted to Rs.44.38 crore forming 0.22% of the total loan and advances. Among Union Territories, only Delhi has made a provision of Rs.15.00 crore loans for education.

Statement (30) in the Appendices shows the Revised Estimates of capital expenditure on education for all States/UTs in 2009-10 which increased to Rs.3827.55 crore forming 2.28% of the total capital expenditure outside the Revenue Account for all States/UTs. This percentage varies from 0.30% in Aandra Pradesh to 15.80% in Himachal Pradesh. Among Union Territories, the highest percentage is observed in Dadra & Nagar Haveli, 8.47% and the lowest in Lakshdweep 0.56.

Loans and advances for education provided by education departments of all States/UTs amounted to Rs.100.01 crore or 0.43% of the total loans and advances for all States/UTs. Among States, this percentage is highest in the case of Sikkim (12.72%) and lowest in the case of West Bengal (0.01). No provision has been made other than the States of Assam, Goa, Haryana, Madhya Pradesh, Mizoram , Orissa, Uttar Pradesh and West Bengal under this head. Among the Union Territories only Delhi had made some provision under this head.

Statement (31) in the Appendices shows State/UTs-wise capital expenditure outside the Revenue Account and loans for education provided by the Education

Departments for the years 2010-11 (Budget Estimates). The total budgeted capital expenditure outside the Revenue Account proposed for education amounts to Rs.4233.44 crore forming 2.93% of the total capital expenditure outside the Revenue Account for all States/UTs. This percentage is highest in the case of Himachal Pradesh (17.95%) and the lowest in the case of Meghalaya (0.32%). Among Union Territories, it ranged from 0.74% in Lakshdweep to 16.21 % in Puducherry.

A provision of Rs.137.86 crore was made for loans for education by the Education Departments of all States/UTs taken together, constituting 0.68% of the total loans and advances for Education department. The highest percentage is in the case of Goa (13.16%) and lowest in the case of West Bengal (0.01%). No provision for loans was made other than the States of Assam, Goa, Haryana, Madhya Pradesh , UP and West Bengal .No provision for loans was made by the Union Territories except Delhi

Table (8) indicates the States/Union Territory-wise percentage provision for education to the total State budget under the capital account and loans and advances for the year 2008-09 (Actual), 2009-10 (Revised estimates) and 2010-11 (Budget Estimates).

V. BUDGETED EXPENDITURE ON EDUCATION (REVENUE AND CAPITAL ACCOUNT)

Statement (32) in the Appendices gives in summary form the budget provision for education by the Education Departments under all the three accounts i.e. (i) Revenue Account, (ii) capital Account (outside Revenue Account) and (iii) Loans & Advances during the year 2010-11 (BE). The provisions have been indicated separately for each State and Union Territory and for the Centre.

Col. (3) of the Statement indicates the total Revenue Account for the Education Departments Rs.225054.54 crore which comprises Rs. 170200.03 crore for States, Rs.4950.51 crore for Union Territories and Rs. 49904 crore for the Centre. According to the State-wise distribution of funds for education by the Education Departments under the Revenue Account, the highest amount of Rs.26163.55 crore is proposed by Maharashtra followed by Uttar Pradesh Rs. 17758.91 crore and West Bengal Rs. 12922.31 crore.

Similarly, under Col.(6), the total capital expenditure on education comes to Rs 4233.40 crore comprising Rs. 3771.18 crore for the State Education Departments, Rs.462.26 crore for the Union Territories Education Departments and Rs. 0.00 crore for the Centre.

A total amount of Rs. 137.86 crore is shown as loans for education under col.(9) comprising for State education Departments and Union Territories Education Departments and the Centre have no provision under this head.

In terms of percentages, 18.20% of the total Revenue Account of all Departments for all States/UTs has been provided for education while 5.21% is proposed for the Centre. The combined percentage of education departments of the States/UTs and the centre to the total budget (Revenue Account) works out to 11.72%.

The percentage provision on the capital account outside the Revenue Account of the Education Departments for all States/UTs works out to 2.43% while for the Centre, it was nil. The combined percentage provision for States/UTs and the Centre is 1.31%.

The share of loans for education by the Education Departments of all States and Union Territories to the total loans and advances is 0.68% and no amount is proposed for the Centre and Union Territories departments.

The combined percentage provision made by the Education Departments of all States/UTs and the Centre on Revenue account, Capital Account and Loans to the total Revenue Account, Capital Account and Loans and Advances works out to 9.89% (15.52% for States/UTs and 4.02% for the centre).

Statement No.33 in the Appendices shows the Total State Budget of all States/UTs and Centre for the year 2008-09 (Actuals), 2009-10 (Revised Estimates) and Budget-Estimates for 2010-11.

VI. METHOD OF ESTIMATION OF SECTOR-WISE EXPENDITURE ON EDUCATION.

In Table-6 the sector-wise Public expenditure for various sectors viz. Elementary Education, Secondary Education, University & Higher Education, Adult Education and Technical Education contains expenditure on these sectors by other departments also included while incorporating the expenditure of other Departments in various sectors, the expenditure incurred by Ministries of Railways, Defence, Labour and Employment, Social Justice & Empowerment, Culture, Tribal Development and Department of Women & Child Development mainly goes towards Elementary and Secondary Education sectors and therefore expenditure incurred by these Ministries has been counted towards Elementary & Secondary Education sectors. This expenditure has been thereafter segregated into Elementary and Secondary in the same proportion as that of the expenditure incurred by the Education Department on these two sectors.

Expenditure incurred by the Ministries of Agriculture, Civil Aviation, Finance, Home Affairs, External Affairs, Environment & Forests, Rural Development, Panchayat Raj, Shipping, Road Transport & Highways, Tourism, Urban Development, Water Resources, Youth Affairs & Sports and Consumer Affairs, Development of North Eastern Region, Food & Public Distribution, Coal and Textiles presumably mainly goes to towards Higher Education sector and therefore expenditure incurred by these Ministries has been counted towards University & Higher Education sector.

Expenditure incurred by the Ministries of Health & Family Welfare, Information & Broadcasting, Power, Science & Technology, Small Scale Industries, Earth Science and Mines goes towards Technical Education sector same as above.

As regard to expenditure incurred by other departments of States, separate ministry wise break up is not available. Therefore to arrive at the sub sector wise expenditure of other departments of States Governments, same ratio has been used as found in case of other departments' expenditure of education at the centre.

The above methodology has been adopted with the approval of Secretary (HE) in file No. 7-1/2008-P&M.

ANALYTICAL TABLES

Table No. (1) - Budgeted Expenditure on Education by Education Department and Other Department

(Rs. in Crores)

	Actuals (2008 - 09)			Revised Estimates (2009 -10)			Budget Estimates (2010 -11)		
	Expenditure on Education		Total	Expenditure on Education		Total	Expenditure on Education		Total
	Education Department	Other Department		Education Department	Other Department		Education Department	Other Department	
1	2	3	4	5	6	7	8	9	10
Centre									
Revenue	34435.67	13541.92	47977.59	41148.00	16648.34	57796.34	49904.00	16648.34	66552.34
	(4.34)	(1.71)	(6.05)	(4.54)	(1.84)	(6.38)	(5.21)	(1.74)	(6.95)
Capital	0.00	0.00	0.00	0.00	0.00	0.00	0.00	0.00	0.00
	(0.00)	(0.00)	(0.00)	(0.00)	(0.00)	(0.00)	(0.00)	(0.00)	(0.00)
Loans and Advances	750.00	0.00	750.00	350.00	0.00	350.00	0.00	0.00	0.00
	(27.41)	(0.00)	(27.41)	(15.47)	(0.00)	(15.47)	(0.00)	(0.00)	(0.00)
Total	35185.67	13541.92	48727.59	41498.00	16648.34	58146.34	49904.00	16648.34	66552.34
	(3.98)	(1.53)	(5.51)	(4.06)	(1.63)	(5.69)	(4.50)	(1.50)	(6.00)
States/UTs									
Revenue	118386.73	22704.52	141091.25	156762.91	27945.57	184708.48	175150.54	30434.56	205585.10
	(16.87)	(3.23)	(20.10)	(17.85)	(3.18)	(21.04)	(18.20)	(3.16)	(21.37)
Capital	2531.78	0.00	2531.78	3827.55	0.00	3827.55	4233.44	0.00	4233.44
	(1.70)	(0.00)	(1.70)	(2.28)	(0.00)	(2.28)	(2.43)	(0.00)	(2.43)
Loans and Advances	44.38	0.00	44.38	100.01	0.00	100.01	137.86	0.00	137.86
	(0.22)	(0.00)	(0.22)	(0.43)	(0.00)	(0.43)	(0.68)	(0.00)	(0.68)
Total	120962.89	22704.52	143667.41	160690.47	27945.57	188636.04	179521.84	30434.56	209956.40
	(13.88)	(2.61)	(16.49)	(15.03)	(2.61)	(17.64)	(15.52)	(2.63)	(18.15)
Total(Centre + States/UTs)									
Revenue	152822.40	36246.44	189068.84	197910.91	44593.91	242504.82	225054.54	47082.90	272137.44
	(10.22)	(2.42)	(12.64)	(11.09)	(2.50)	(13.59)	(11.71)	(2.45)	(14.16)
Capital	2531.78	0.00	2531.78	3827.55	0.00	3827.55	4233.44	0.00	4233.44
	(1.07)	(0.00)	(1.07)	(1.36)	(0.00)	(1.36)	(1.31)	(0.00)	(1.31)
Loans and Advances	794.38	0.00	794.38	450.01	0.00	450.01	137.86	0.00	137.86
	(3.47)	(0.00)	(3.47)	(1.78)	(0.00)	(1.78)	(0.63)	(0.00)	(0.63)
Total	156148.56	36246.44	192395.00	202188.47	44593.91	246782.38	229425.84	47082.90	276508.74
	(8.90)	(2.06)	(10.96)	(9.67)	(2.13)	(11.80)	(10.13)	(2.08)	(12.21)

NOTE---Figures in brackets indicate percentage to total Budget of all Sectors.

Table No. (2) - Budgeted Expenditure (Plan and Non-Plan) by Education and Other Departments (Revenue Account)

(Rs. in Crores)

1	Actuals (2008 - 09)			Revised Estimates (2009 -10)			Budget Estimates (2010 -11)		
	Expenditure on Education			Expenditure on Education			Expenditure on Education		
	Education Department	Other Department	Total	Education Department	Other Department	Total	Education Department	Other Department	Total
2	3	4	5	6	7	8	9	10	
Centre									
Plan	28409.28 (12.10)	9818.18 (4.18)	38227.46 (16.28)	32102.00 (12.14)	11982.71 (4.53)	44084.71 (16.67)	42032.00 (13.34)	11982.71 (3.80)	54014.71 (17.14)
Non Plan	6026.39 (1.08)	3723.74 (0.67)	9750.13 (1.75)	9046.00 (1.41)	4665.63 (0.73)	13711.63 (2.14)	7872.00 (1.22)	4665.63 (0.72)	12537.63 (1.94)
Total	34435.67 (4.34)	13541.92 (1.71)	47977.59 (6.05)	41148.00 (4.54)	16648.34 (1.84)	57796.34 (6.38)	49904.00 (5.21)	16648.34 (1.74)	66552.34 (6.95)
States/Uts									
Plan	14438.88 (9.61)	8804.82 (5.86)	23243.70 (15.47)	20255.59 (10.35)	10143.45 (5.18)	30399.04 (15.53)	25675.58 (11.32)	11665.27 (5.14)	37340.85 (16.46)
Non Plan	103947.85 (18.84)	13899.70 (2.52)	117847.55 (21.36)	136507.32 (20.00)	17802.12 (2.61)	154309.44 (22.61)	149474.96 (20.33)	18769.29 (2.55)	168244.25 (22.88)
Total	118386.73 (16.87)	22704.52 (3.23)	141091.25 (20.10)	156762.91 (17.85)	27945.57 (3.18)	184708.48 (21.04)	175150.54 (18.20)	30434.56 (3.16)	205585.10 (21.37)
Total(Centre + States/Uts)									
Plan	42848.16 (11.13)	18623.00 (4.84)	61471.16 (15.97)	52357.59 (11.38)	22126.16 (4.81)	74483.75 (16.19)	67707.58 (12.49)	23647.98 (4.36)	91355.56 (16.85)
Non Plan	109974.24 (9.90)	17623.44 (1.59)	127597.68 (11.49)	145553.32 (10.99)	22467.75 (1.70)	168021.07 (12.69)	157346.96 (11.41)	23434.92 (1.70)	180781.88 (13.11)
Total	152822.40 (10.22)	36246.44 (2.42)	189068.84 (12.64)	197910.91 (11.09)	44593.91 (2.50)	242504.82 (13.59)	225054.54 (11.71)	47082.90 (2.45)	272137.44 (14.16)

NOTE---Figures in brackets indicate percentage to total Budget of all Sectors.

Table No. (3) - Budgeted Expenditure on Education and Training (Revenue Account)

(Rs. in Crores)

1	Actuals (2008 - 09)			Revised Estimates (2009 -10)			Budget Estimates (2010 -11)		
	Centre 2	States/Uts 3	Total 4	Centre 5	States/Uts 6	Total 7	Centre 8	States/Uts 9	Total 10
Education									
Education Deptts	34435.67 (4.34)	118386.73 (16.87)	152822.40 (10.27)	41148.00 (4.54)	156762.91 (17.85)	197910.91 (11.11)	49904.00 (5.21)	175150.54 (18.20)	225054.54 (11.72)
Other Depts	12383.93 (1.56)	19006.48 (2.71)	31390.41 (2.10)	15382.68 (1.70)	23365.23 (2.66)	38747.91 (2.17)	15382.68 (1.60)	25316.09 (2.63)	40698.77 (2.12)
Total	46819.60 (5.90)	137393.21 (19.57)	184212.81 (12.37)	56530.68 (6.24)	180128.14 (20.52)	236658.82 (13.28)	65286.68 (6.81)	200466.63 (20.83)	265753.31 (13.83)
Training									
Formal	968.13 (0.12)	3446.01 (0.49)	4414.14 (0.30)	1074.19 (0.12)	4415.20 (0.50)	5489.39 (0.31)	1074.19 (0.11)	4881.52 (0.51)	5955.71 (0.31)
Informal	189.86 (0.03)	252.03 (0.04)	441.89 (0.03)	191.47 (0.02)	165.13 (0.02)	356.60 (0.02)	191.47 (0.02)	236.95 (0.02)	428.42 (0.02)
Total	1157.99 (0.15)	3698.04 (0.53)	4856.03 (0.32)	1265.66 (0.14)	4580.33 (0.52)	5845.99 (0.33)	1265.66 (0.13)	5118.47 (0.53)	6384.13 (0.33)
Grand Total	47977.59 (6.05)	141091.25 (20.10)	189068.84 (12.64)	57796.34 (6.38)	184708.47 (21.04)	242504.81 (13.59)	66552.34 (6.95)	205585.10 (21.37)	272137.44 (14.16)

NOTE---Figures in brackets indicate percentage to total Budget of all Sectors.

Table-4 Budgeted Expenditure on Education by Education Department of Central Government (Revenue Account)

(Rs in thousands)

S.No.	Sector / Scheme	Actuals (2008 - 09)			Revised Estimates (2009 -10)			Budget Estimates (2010 -11)		
		Plan	Non-Plan	Total	Plan	Non-Plan	Total	Plan	Non-Plan	Total
1	2	3	4	5	6	7	8	9	10	11
1	Elementary Education	194777800	39000	194816800	208874500	61000	208935500	250610000	57000	250667000
2	Secondary Education	20758500	15178000	35936500	29115500	25991600	55107100	46750000	21688200	68438200
3	University Education	32058600	28218197	60276797	36300000	42531300	78831300	49769000	37576200	87345200
4	Adult Education	1436900	28700	1465600	4510000	37400	4547400	13000000	34800	13034800
5	Language Development	1716600	562100	2278700	1420000	739800	2159800	1540000	682400	2222400
6	Technical Education	28333400	15381438	43714838	35870000	19867100	55737100	47060000	17455200	64515200
7	Book Promotion	97200	120600	217800	130000	178900	308900	140000	164100	304100
8	Planning & Administration	131900	730350	862250	200000	1017900	1217900	251000	1028000	1279000
9	Scholarship	304000	5515	309515	700000	25000	725000	1200000	24100	1224100
10	Distance Learning	4477900	0	4477900	3900000	10000	3910000	10000000	10000	10010000
	TOTAL	284092800	60263900	344356700	321020000	90460000	411480000	420320000	78720000	499040000

Table-4 Budgeted Expenditure on Education by Education Department of Central Government (Revenue Account)

(Rs in thousands)

S.No.	Sector / Scheme	Actuals (2008 - 09)			Revised Estimates (2009 -10)			Budget Estimates (2010 -11)		
		Plan	Non-Plan	Total	Plan	Non-Plan	Total	Plan	Non-Plan	Total
1	2	3	4	5	6	7	8	9	10	11
1	Elementary Education	194777800	39000	194816800	208874500	61000	208935500	250610000	57000	250667000
2	Secondary Education	20758500	15178000	35936500	29115500	25991600	55107100	46750000	21688200	68438200
3	Adult Education	1436900	28700	1465600	4510000	37400	4547400	13000000	34800	13034800
	TOTAL School Education	216973200	15245700	232218900	242500000	26090000	268590000	310360000	21780000	332140000
4	University Education	32058600	28218197	60276797	36300000	42531300	78831300	49769000	37576200	87345200
5	Language Development	1716600	562100	2278700	1420000	739800	2159800	1540000	682400	2222400
6	Technical Education	28333400	15381438	43714838	35870000	19867100	55737100	47060000	17455200	64515200
7	Book Promotion	97200	120600	217800	130000	178900	308900	140000	164100	304100
8	Planning & Administration	131900	730350	862250	200000	1017900	1217900	251000	1028000	1279000
9	Scholarship	304000	5515	309515	700000	25000	725000	1200000	24100	1224100
10	Distance Learning	4477900	0	4477900	3900000	10000	3910000	10000000	10000	10010000
	TOTAL Higher Education	67119600	45018200	112137800	78520000	64370000	142890000	109960000	56940000	166900000
	GRAND TOTAL(School+Higher)	284092800	60263900	344356700	321020000	90460000	411480000	420320000	78720000	499040000

Table-4 Budgeted Expenditure on Education by Education Department of Central Government (Revenue Account)

(Rs in thousands)

S.No.	Sector / Scheme	Actuals (2008 - 09)			Revised Estimates (2009 -10)			Budget Estimates (2010 -11)		
		Plan	Non-Plan	Total	Plan	Non-Plan	Total	Plan	Non-Plan	Total
1	2	3	4	5	6	7	8	9	10	11
1	Elementary Education	194777800	39000	194816800	208874500	61000	208935500	250610000	57000	250667000
2	Secondary Education	20758500	15178000	35936500	29115500	25991600	55107100	46750000	21688200	68438200
3	Adult Education	1436900	28700	1465600	4510000	37400	4547400	13000000	34800	13034800
4	University/DL/Scholarship	36840500	28223712	65064212	40900000	42566300	83466300	60969000	37610300	98579300
5	Language Development	1716600	562100	2278700	1420000	739800	2159800	1540000	682400	2222400
6	Technical Education	28333400	15381438	43714838	35870000	19867100	55737100	47060000	17455200	64515200
7	General	229100	850950	1080050	330000	1196800	1526800	391000	1192100	1583100
	TOTAL	284092800	60263900	344356700	321020000	90460000	411480000	420320000	78720000	499040000

Table-4 Budgeted Expenditure on Education by Education Department of Central Government (Revenue Account)

(Rs in thousands)

S.No.	Sector / Scheme	Actuals (2008 - 09)			Revised Estimates (2009 -10)			Budget Estimates (2010 -11)		
		Plan	Non-Plan	Total	Plan	Non-Plan	Total	Plan	Non-Plan	Total
1	2	3	4	5	6	7	8	9	10	11
ELEMENTARY EDUCATION										
1	Teachers Training(Strengthening of Teachers Training Institutions)	2537100	0	2537100	3250000	0	3250000	5000000	0	5000000
2	Sarva Siksha Abhiyan	126392200	0	126392200	131000000	0	131000000	150000000	0	150000000
3	Mid Day Meal	65304800	0	65304800	73591500	0	73591500	94400000	0	94400000
4	National Bal Bhawan Society	109700	39000	148700	63000	61000	124000	142500	57000	199500
5	Mahila Samakhya(EAP)	378100	0	378100	420000	0	420000	460000	0	460000
6	DPEP(EAP)	55900	0	55900	0	0	0	0	0	0
7	Scheme for providing Quality Education in Madrassas	0	0	0	500000	0	500000	500000	0	500000
8	Infrastructure Development In Minority Institution	0	0	0	50000	0	50000	107500	0	107500
	TOTAL Elementary Education	194777800	39000	194816800	208874500	61000	208935500	250610000	57000	250667000
SECONDARY EDUCATION										
1	NCERT	211300	782100	993400	250000	974100	1224100	400000	1073000	1473000
2	KVS	3000000	11510000	14510000	3400000	20854400	24254400	3500000	16520000	20020000
3	NIOS	150000	0	150000	150000	0	150000	150000	0	150000
4	Navodaya Vidyalaya Samiti	12900000	2598700	15498700	13000000	3762000	16762000	13850000	3704000	17554000
5	CTSA	60000	247100	307100	60000	343300	403300	80000	318200	398200

Table-4 Budgeted Expenditure on Education by Education Department of Central Government (Revenue Account)

(Rs in thousands)

S.No.	Sector / Scheme	Actuals (2008 - 09)			Revised Estimates (2009 -10)			Budget Estimates (2010 -11)		
		Plan	Non-Plan	Total	Plan	Non-Plan	Total	Plan	Non-Plan	Total
1	2	3	4	5	6	7	8	9	10	11
6	Integrated Edn for Disabled Children-Voluntary Organisation	635300	0	635300	600000	0	600000	700000	0	700000
7	Information & Communication Technology (ICT)in Schools	2767600	0	2767600	2000000	0	2000000	4000000	0	4000000
8	Access & Equity	3100	0	3100	500	0	500	5000	0	5000
9	Setting up of joint Indo Mongolian School at Ulaanbaator,Mongolia	2800	0	2800	5000	0	5000	10000	0	10000
11	Vocationalisation of Education	0	0	0	10000	0	10000	250000	0	250000
10	National Scheme for Incentive to the Girl Child for Sec Edn(SUCCESS)	1028400	0	1028400	350000	0	350000	500000	0	500000
11	Residential School,Hostels/Girls Hostels	0	0	0	800000	0	800000	1000000	0	1000000
12	National Award to Teachers	0	22500	22500	0	19800	19800	0	30800	30800
13	Rashtriya Madhyamic Shiksha Abhiyan	0	0	0	5500000	0	5500000	17000000	0	17000000
14	Setting up of 6000 Model Schools at Block Level	0	0	0	2800000	0	2800000	4250000	0	4250000
15	National Means cum Merit Scholarship for Studying in Class IX-XII	0	0	0	30000	0	30000	905000	0	905000
16	Appointment of Language Teachers	0	0	0	160000	0	160000	150000	0	150000
17	Secretariat	0	17600	17600	0	38000	38000	0	42200	42200
	TOTAL Secondary Education	20758500	15178000	35936500	29115500	25991600	55107100	46750000	21688200	68438200

Table-4 Budgeted Expenditure on Education by Education Department of Central Government (Revenue Account)

(Rs in thousands)

S.No.	Sector / Scheme	Actuals (2008 - 09)			Revised Estimates (2009 -10)			Budget Estimates (2010 -11)		
		Plan	Non-Plan	Total	Plan	Non-Plan	Total	Plan	Non-Plan	Total
1	2	3	4	5	6	7	8	9	10	11
	UNIVERSITY & HIGHER EDUCATION									
1	UGC	31659500	27208600	58868100	35898500	39777800	75676300	43900000	34508600	78408600
2	Establishment of Rural University(42500	10600	53100	25000	14000	39000	40100	12700	52800
3	AIU	4500	3200	7700	5500	3200	8700	6000	3200	9200
4	Zakir Hussain Memorial Trust Delhi	0	5500	5500	0	0	0	0	0	0
5	Setting up of Commonwealth University COL	0	40000	40000	0	40000	40000	0	40000	40000
6	Shastri Indo-Canadian Institute	0	27700	27700	0	27700	27700	0	27700	27700
7	IIAS Simla	21600	53300	74900	30000	65700	95700	37000	69600	106600
8	National Research Professors	0	3897	3897	0	12200	12200	0	13000	13000
9	Project of History of Indian Science,Philosophy & Culture	10600	0	10600	15000	0	15000	11000	0	11000
10	Other Items	0	0	0	0	100	100	0	100	100
11	Education Loan Interest Subsidy	0	0	0	1000	0	1000	5000000	0	5000000
12	ICSSR	250000	280200	530200	250000	290500	540500	280000	269000	549000
13	ICHR	39900	79200	119100	45000	94600	139600	55000	78600	133600
14	ICPR	30000	30900	60900	30000	39000	69000	39900	37200	77100
15	Estb of Tribunals,NCHER,NFC etc	0	0	0	0	0	0	400000	0	400000
16	Improvement in Salary Scale of University/College Teachers	0	465400	465400	0	2150100	2150100	0	2500100	2500100
17	Refund of Income Tax	0	9700	9700	0	16400	16400	0	16400	16400
	TOTAL University & Higher Education	32058600	28218197	60276797	36300000	42531300	78831300	49769000	37576200	87345200

Table-4 Budgeted Expenditure on Education by Education Department of Central Government (Revenue Account)

(Rs in thousands)

S.No.	Sector / Scheme	Actuals (2008 - 09)			Revised Estimates (2009 -10)			Budget Estimates (2010 -11)		
		Plan	Non-Plan	Total	Plan	Non-Plan	Total	Plan	Non-Plan	Total
1	2	3	4	5	6	7	8	9	10	11
	LANGUAGE DEVELOPMENT									
1	Directorate of Hindi	81100	75600	156700	100000	108200	208200	100000	104400	204400
2	Grants to Hindi Shiksha Mandal Agra(KHS)	55600	102800	158400	75000	148300	223300	80000	126100	206100
3	Education in Human Values	18200	0	18200	30000	0	30000	30000	0	30000
4	Area Intensive and Madarsa Modernisation programme	621600	0	621600	0	0	0	0	0	0
5	National Council For Promotion Of Urdu	173500	0	173500	190000	0	190000	200000	0	200000
6	Commission for Scientific & Technical Terminology	29100	21200	50300	50000	28300	78300	50000	27000	77000
7	Central Institute of Indian Languages Mysore	211200	87400	298600	320000	117500	437500	380000	107700	487700
8	Appointment of Language Teacher	300	0	300	0	0	0	0	0	0
9	Promotion of Sindhi Language	6000	0	6000	15000	0	15000	20000	0	20000
10	Development of Tamil Language	60000	0	60000	150000	0	150000	160000	0	160000
11	Rashtriya Sanskrit Sansthan	350000	272400	622400	370000	330000	700000	400000	317200	717200
12	Maharishi Sandipani Rashtriya Ved Vidya Pratisthan	110000	0	110000	120000	0	120000	120000	0	120000
13	Promotion of books in Regional/ Modern Indian Languages& Literature	0	2700	2700	0	7500	7500	0	0	0
	TOTAL Language Development	1716600	562100	2278700	1420000	739800	2159800	1540000	682400	2222400

Table-4 Budgeted Expenditure on Education by Education Department of Central Government (Revenue Account)

(Rs in thousands)

S.No.	Sector / Scheme	Actuals (2008 - 09)			Revised Estimates (2009 -10)			Budget Estimates (2010 -11)		
		Plan	Non-Plan	Total	Plan	Non-Plan	Total	Plan	Non-Plan	Total
1	2	3	4	5	6	7	8	9	10	11
	BOOK PROMOTION									
1	National Book Trust	79800	120600	200400	100000	178900	278900	110000	164100	274100
2	Intellectual Property Education,Research & Public Outreach	17400	0	17400	30000	0	30000	30000	0	30000
	TOTAL Book Promotion	97200	120600	217800	130000	178900	308900	140000	164100	304100
	PLANNING & ADMINISTRATION									
1	Auroville Management	57000	0	57000	62000	0	62000	90000	0	90000
2	Educational Institution Abroad	0	43900	43900	0	53600	53600	0	65700	65700
3	UNESCO related Activities	3100	104000	107100	5000	119000	124000	18000	118300	136300
4	Strengthening of External Academic Relations	0	0	0	2000	0	2000	2000	0	2000
5	NEUPA	65100	66800	131900	100000	105000	205000	110000	84900	194900
6	Expenditure on Seminars, Meetings etc	0	1700	1700	0	4000	4000	0	4200	4200
7	Expansion on Mission de Linde in Paris	0	0	0	1000	0	1000	1000	0	1000
8	National Commission for Minority Education Institutions	0	21800	21800	0	19900	19900	0	22900	22900
9	NNMME	0	0	0	0	2600	2600	0	2600	2600
10	Secretariat	6700	492150	498850	30000	713800	743800	30000	729400	759400
	TOTAL Planning & Administration	131900	730350	862250	200000	1017900	1217900	251000	1028000	1279000

Table-4 Budgeted Expenditure on Education by Education Department of Central Government (Revenue Account)

(Rs in thousands)

S.No.	Sector / Scheme	Actuals (2008 - 09)			Revised Estimates (2009 -10)			Budget Estimates (2010 -11)		
		Plan	Non-Plan	Total	Plan	Non-Plan	Total	Plan	Non-Plan	Total
1	2	3	4	5	6	7	8	9	10	11
SCHOLARSHIPS										
1	Scholarship to Students from Non Hindi Speaking Area	0	200	200	0	15000	15000	0	15000	15000
2	Scholarship to Indian Students going Abroad	0	4500	4500	0	8900	8900	0	8000	8000
3	Scholarship for College/University students	304000	0	304000	700000	0	700000	1200000	0	1200000
4	National Loan Scholarship	0	0	0	0	200	200	0	200	200
5	Other Charges	0	815	815	0	900	900	0	900	900
	TOTAL Scholarship	304000	5515	309515	700000	25000	725000	1200000	24100	1224100
DISTANCE LEARNING										
1	IGNOU	429100	0	429100	500000	10000	510000	500000	10000	510000
2	National Mission in Education through ICT	3610100	0	3610100	3000000	0	3000000	9000000	0	9000000
3	State Open University	438700	0	438700	400000	0	400000	500000	0	500000
	TOTAL Distance Learning	4477900	0	4477900	3900000	10000	3910000	10000000	10000	10010000

Table-4 Budgeted Expenditure on Education by Education Department of Central Government (Revenue Account)

(Rs in thousands)

S.No.	Sector / Scheme	Actuals (2008 - 09)			Revised Estimates (2009 -10)			Budget Estimates (2010 -11)		
		Plan	Non-Plan	Total	Plan	Non-Plan	Total	Plan	Non-Plan	Total
1	2	3	4	5	6	7	8	9	10	11
	TECHNICAL EDUCATION									
1	AICTE	1969700	0	1969700	2000000	3000	2003000	2200000	10000	2210000
2	NIT	7975400	3984600	11960000	8630000	5239000	13869000	9000000	5075100	14075100
3	NITTTRs	269900	260000	529900	300000	485200	785200	300000	367100	667100
4	Programme for Apprenticeship Training-Scholarship & Stipends	345000	140000	485000	390000	182200	572200	414900	182200	597100
5	Board of Apprenticeship Training Bombay, Calcutta, Kanpur	14000	57267	71267	22500	76000	98500	35000	69600	104600
6	IIS Bangalore	750000	1339700	2089700	750000	1702800	2452800	800000	1414300	2214300
7	Polytechnic	8500	0	8500	620000	0	620000	1600000	0	1600000
8	Polytechnic for Disabled	38700	0	38700	40000	0	40000	40000	0	40000
9	Assistance to States for existing & New Polytechnics	1059900	0	1059900	4945000	0	4945000	8000000	0	8000000
10	IIM (Including Shillong)	959300	300900	1260200	980000	427100	1407100	1000000	340000	1340000
11	National Institute of Industrial Engineering Mumbai	290000	189000	479000	370000	230000	600000	370000	286900	656900
12	National Institute of Foundry & Forge Technology Ranchi	119600	76100	195700	100000	120000	220000	120000	99700	219700
13	School of Planning & Architecture	74700	85800	160500	80000	180000	260000	90000	163200	253200
14	Sant Longowal Institute of Engineering & Technology Sangrur	147200	129100	276300	150000	290000	440000	150000	203600	353600
15	IIIT Allahabad	450800	101700	552500	480000	72500	552500	300000	57200	357200
16	Indian School of Mines ,Dhanbad	782000	280000	1062000	850000	430000	1280000	890000	334700	1224700

Table-4 Budgeted Expenditure on Education by Education Department of Central Government (Revenue Account)

(Rs in thousands)

S.No.	Sector / Scheme	Actuals (2008 - 09)			Revised Estimates (2009 -10)			Budget Estimates (2010 -11)		
		Plan	Non-Plan	Total	Plan	Non-Plan	Total	Plan	Non-Plan	Total
1	2	3	4	5	6	7	8	9	10	11
17	IITM Gwalior	165600	74900	240500	180000	68000	248000	200000	72900	272900
18	IIT	9986900	7913800	17900700	7687500	9802600	17490100	9000000	8256600	17256600
19	INDEST/Indian Nat Digi Lib in Eng Sci & Tech Consortium	0	250000	250000	0	225000	225000	0	250000	250000
21	IIIT, Desigh & Manufacturing at Kanchipuram	20000	0	20000	50000	0	50000	100000	0	100000
22	IIIT at Jabalpur	239200	0	239200	410000	0	410000	300000	0	300000
23	CIT Kokrajhar	149900	0	149900	240000	0	240000	120000	0	120000
24	Setting up of New 3 IIT	600000	0	600000	3000000	0	3000000	4000000	0	4000000
25	Setting up of New SPA	70000	0	70000	200000	0	200000	240000	0	240000
26	IISER	1750000	0	1750000	2150000	0	2150000	3000000	0	3000000
27	Setting up of New IIIT	0	0	0	10000	0	10000	200000	0	200000
28	Setting up of New IIMs	1100	0	1100	200000	0	200000	250000	0	250000
29	Setting up of New NIT	0	0	0	150000	0	150000	600000	0	600000
30	Workers Technical University	0	0	0	10000	0	10000	10000	0	10000
31	International Technical Cooperation	0	0	0	5000	100	5100	100	100	200
32	Tech Edn Quality Improvement Project of GOI(EAP)	26000	0	26000	30000	0	30000	2200000	0	2200000
33	NERIST Itanagar	70000	195000	265000	70000	330000	400000	70000	268400	338400
34	Establishment of 50 Centres for Training & Research in Frontier Areas	0	0	0	10000	0	10000	100000	0	100000
35	Asian Institute of Technology Bangkok	0	3571	3571	0	3600	3600	0	3600	3600
36	Women,s Hostel in Polytechnics	0	0	0	750000	0	750000	1200000	0	1200000

Table-4 Budgeted Expenditure on Education by Education Department of Central Government (Revenue Account)

(Rs in thousands)

S.No.	Sector / Scheme	Actuals (2008 - 09)			Revised Estimates (2009 -10)			Budget Estimates (2010 -11)		
		Plan	Non-Plan	Total	Plan	Non-Plan	Total	Plan	Non-Plan	Total
1	2	3	4	5	6	7	8	9	10	11
37	Expansion & upgradation of State Engg Institute	0	0	0	0	0	0	10000	0	10000
38	Earthquake Engineering	0	0	0	10000	0	10000	0	0	0
39	IEST	0	0	0	0	0	0	150000	0	150000
	TOTAL Technical Education.	28333400	15381438	43714838	35870000	19867100	55737100	47060000	17455200	64515200
	ADULT EDUCATION									
1	Directorate of Adult Education	89300	24100	113400	120000	31100	151100	100000	28000	128000
2	Support to NGO in the field of Adult Education	728800		728800	915800	0	915800	1210000	0	1210000
3	Jan Shikshan Sansthan Delhi	0	4600	4600	0	5700	5700	0	6100	6100
4	National Literacy Mission	0	0	0	24200	600	24800	20000	700	20700
5	Adult Education & Skill Development Scheme	618800	0	618800	3450000	0	3450000	11670000	0	11670000
	TOTAL Adult Education	1436900	28700	1465600	4510000	37400	4547400	13000000	34800	13034800

Table No. (5) - Statement Indicating the Public Expenditure on Education as percentage of GDP

S.No.	Year	G D P at current prices (at factor cost) (Rs. in crore)	Total Expenditure on Education by Education Department (Rs. in crore)						Total Expenditure on Education by Education & Other Department (Rs. in crore)					
			States	Centre	States+Centre	States as %age GDP	Centre as %age GDP	(States+Centre) as %age GDP	States	Centre	States+Centre	States as %age GDP	Centre as %age GDP	(States+Centre) as %age G D P
1	2	3	4	5	6	7	8	9	10	11	12	13	14	15
1	1999-2000	1786525	53948.84	7332.62	61281.46	3.02	0.41	3.43	63909.23	10906.86	74816.09	3.58	0.61	4.19
2	2000-01	1925017	54572.84	7925.25	62498.09	2.83	0.41	3.25	72290.53	10195.95	82486.48	3.76	0.53	4.28
3	2001-02	2097726	56810.73	8036.98	64847.71	2.71	0.38	3.09	65746.19	14119.52	79865.71	3.13	0.67	3.81
4	2002-03	2261415	59472.29	9089.25	68561.54	2.63	0.40	3.03	69350.7	16156.63	85507.33	3.07	0.71	3.78
5	2003-04	2538170	62867.46	10177.47	73044.93	2.48	0.40	2.88	71978.28	17100.97	89079.25	2.84	0.67	3.51
6	2004-05	2971464	68169.62	13111.23	81280.85	2.29	0.44	2.73	78668.14	18025.96	96694.1	2.65	0.61	3.26
7	2005-06	3390503	76660.54	17823.16	94483.7	2.26	0.53	2.79	90018.94	23209.77	113228.71	2.66	0.68	3.34
8	2006-07	3953276	86466.89	23873.47	110340.36	2.19	0.60	2.79	103147.47	34236.52	137383.99	2.61	0.87	3.48
9	2007-08	4582086	98609.88	26769.75	125379.63	2.15	0.58	2.74	115877.9	39919.37	155797.27	2.53	0.87	3.40
10	2008-09	5303567 p	118386.73	34435.67	152822.4	2.23	0.65	2.88	141091.25	47977.59	189068.84	2.66	0.90	3.56
11	2009-10 (RE)	6091485 p	156762.91	41148	197910.91	2.57	0.68	3.25	184708.48	57796.34	242504.82	3.03	0.95	3.98
12	2010-11 (BE)	7157412 p	175150.54	49904	225054.54	2.45	0.70	3.14	205585.1	66552.34	272137.44	2.87	0.93	3.80

p= Provisional Estimates

RE = Revised Estimates

BE = Budgeted Expenditure

Note: GDP figures for 1999-2000 to 2003-04 are on the base year 1999-00 series. From 2004-05 onwards GDP figures are on the base year 2004-05 Series

Source : GDP figures are taken from National Accounts Statistics 2012 published by C S O.

Table 6: Statement indicating Public expenditure on Education as percentage of GDP Sector-wise (Estimated)

SNo.	Sector	Expenditure (Rs in crore)			Expenditure(As % of GDP)		
		States/Uts	Centre	Total	States/Uts	Centre	Total
Year 2008-09(Actual) GDP :- Rs. 5303567 crore(Provisional)							
1	Elementary Education	60341.66	19972.25	80313.91	1.14	0.38	1.51
2	Secondary Education	42147.59	3684.14	45831.73	0.79	0.07	0.86
3	University & Higher Education	29642.37	16303.84	45946.20	0.56	0.31	0.87
4	Adlut Education	197.65	146.56	344.21	0.00	0.00	0.01
5	Technical Education	8761.98	7870.80	16632.78	0.17	0.15	0.31
Total (Education)		141091.25	47977.59	189068.84	2.66	0.90	3.56
Year 2009-10(RE) GDP :- Rs. 6091485 crore(Provisional)							
1	Elementary Education	78597.73	21484.10	100081.83	1.29	0.35	1.64
2	Secondary Education	57092.09	5666.47	62758.56	0.94	0.09	1.03
3	University & Higher Education	37148.93	20077.03	57225.97	0.61	0.33	0.94
4	Adlut Education	360.95	454.74	815.69	0.01	0.01	0.01
5	Technical Education	11508.77	10113.99	21622.76	0.19	0.17	0.35
Total (Education)		184708.48	57796.34	242504.82	3.03	0.95	3.98
Year 2010-11(BE) GDP :- Rs. 7157412 crore (Provisional)							
1	Elementary Education	86596.59	25652.95	112249.54	1.21	0.36	1.57
2	Secondary Education	63333.76	7003.88	70337.64	0.88	0.10	0.98
3	University & Higher Education	42217.45	21600.22	63817.67	0.59	0.30	0.89
4	Adlut Education	579.03	1303.48	1882.51	0.01	0.02	0.03
5	Technical Education	12858.28	10991.80	23850.08	0.18	0.15	0.33
Total (Education)		205585.10	66552.34	272137.44	2.87	0.93	3.80

Table No (7) - Relationship between Budgeted Expenditure on Education and Gross State Domestic Product (GSDP) of States and UTs during 2010-11

(Rs.in crores)										
Sl. No.	States/UTs	Gross State Domestic Product at Current Prices	Total State Revenue Budget	Total Expenditure on Education & Training by Education & Other Department	Total Expenditure on Education by Education Department	% of Total Revenue Budget to GSDP	% of Education & Training Budget to Total Revenue Budget	% of Education Budget of Education Department to Total Revenue Budget	% of Education & Training Budget of Education & Other Department to Total GSDP	% of Education Budget of Education Department to GSDP
1	2	3	4	5	6	7	8	9	10	11
1	Andhra Pradesh	588963	87100.10	14201.42	11433.76	14.79	16.30	13.13	2.41	1.94
2	Arunachal Pradesh	8233	3341.72	397.62	374.22	40.59	11.90	11.20	4.83	4.55
3	Assam	104015	32369.01	5094.86	4371.55	31.12	15.74	13.51	4.90	4.20
4	Bihar	217814	40678.36	8867.15	8232.35	18.68	21.80	20.24	4.07	3.78
5	Chhattisgarh	117567	19666.57	5704.04	4486.62	16.73	29.00	22.81	4.85	3.82
6	Goa	35934	5002.78	991.83	779.04	13.92	19.83	15.57	2.76	2.17
7	Gujarat	513173	53978.55	10379.33	8692.18	10.52	19.23	16.10	2.02	1.69
8	Haryana	264149	28482.64	6620.23	5666.13	10.78	23.24	19.89	2.51	2.15
9	Himachal Pradesh	54695	12093.42	2688.12	2407.75	22.11	22.23	19.91	4.91	4.40
10	Jammu & Kashmir	54731	17455.54	2871.39	2417.66	31.89	16.45	13.85	5.25	4.42
11	Jharkhand	106696	16550.89	3642.23	2875.40	15.51	22.01	17.37	3.41	2.69
12	Karnataka	405123	53138.29	11824.23	10033.83	13.12	22.25	18.88	2.92	2.48
13	Kerala	276997	34810.38	7860.79	6649.97	12.57	22.58	19.10	2.84	2.40
14	Madhya Pradesh	259903	41863.25	7956.28	6748.25	16.11	19.01	16.12	3.06	2.60
15	Maharashtra	1029621	104698.41	29672.48	26163.55	10.17	28.34	24.99	2.88	2.54
16	Manipur	9198	4049.79	641.29	558.93	44.03	15.84	13.80	6.97	6.08
17	Meghalaya	15135	4061.88	612.40	502.15	26.84	15.08	12.36	4.05	3.32
18	Mizoram	6058	2912.24	493.69	442.39	48.07	16.95	15.19	8.15	7.30
19	Nagaland	11121	4365.21	628.25	543.14	39.25	14.39	12.44	5.65	4.88
20	Odisha	195028	32481.94	6811.50	6066.34	16.66	20.97	18.68	3.49	3.11
21	Punjab	229304	33405.07	5044.94	4246.92	14.57	15.10	12.71	2.20	1.85
22	Rajasthan	323682	43561.72	10704.19	10121.47	13.46	24.57	23.23	3.31	3.13
23	Sikkim	5652	3053.07	499.47	454.39	54.02	16.36	14.88	8.84	8.04
24	Tamil Nadu	547267	66488.17	13962.99	11708.37	12.15	21.00	17.61	2.55	2.14
25	Tripura	17387	4722.42	875.31	775.19	27.16	18.54	16.42	5.03	4.46
26	Uttarakhand	75476	11996.68	6042.25	2767.23	15.89	50.37	23.07	8.01	3.67
27	Uttar Pradesh	595055	111066.22	21083.85	17758.92	18.66	18.98	15.99	3.54	2.98
28	West Bengal	473890	64013.70	13616.05	12922.31	13.51	21.27	20.19	2.87	2.73
29	A&N Islands	4092	1775.12	272.42	252.04	43.38	15.35	14.20	6.66	6.16
30	Chandigarh	20704	1800.95	430.13	322.83	8.70	23.88	17.93	2.08	1.56
31	Delhi	264496	14879.45	4316.93	3777.64	5.63	29.01	25.39	1.63	1.43
32	Puducherry	12929	3497.91	582.79	429.32	27.05	16.66	12.27	4.51	3.32
All India (2010-11)		7157412	1920913.57	272137.43	225054.54	26.84	14.17	11.72	3.80	3.14

Note: (i) GSDP figures pertain to the year 2010-11 and have been taken from Statement uploaded on the website of National Accounts Division, CSO, MOSPI (as on 30.07.2012)
(ii) GDP figures are taken from National Accounts Statistics 2012 published by C S O.

Table No. (8): Percentage of Capital Expenditure on Education to Total Budget (CAPITAL ACCOUNT) State - Wise

S. NO.	STATE/ UNION TERRITORY	% of Capital Expenditure on Education to Total Capital Expenditure Outside Revenue Account			% of Loans for Education to Total Loans and Advances		
		2008-09	2009-10	2010-11	2008-09	2009-10	2010-11
	1	2	3	4	5	6	7
1	ANDHRA PRADESH	0.49	0.30	0.66	0.00	0.00	0.00
2	ARUNACHAL PRADESH	0.00	4.75	1.08	0.00	0.00	0.00
3	ASSAM	0.00	0.00	0.00	0.06	0.13	0.12
4	BIHAR	2.06	1.94	1.36	0.00	0.00	0.00
5	CHHATTISGARH	6.56	7.19	9.56	0.00	0.00	0.00
6	GOA	2.75	3.27	2.81	15.70	7.44	13.16
7	GUJARAT	1.21	2.79	3.80	0.00	0.00	0.00
8	HARYANA	1.91	2.87	1.97	0.00	0.00	0.00
9	HIMACHAL PRADESH	22.07	15.80	17.95	0.00	0.00	0.00
10	JAMMU & KASHMIR	0.00	4.55	6.27	0.00	0.00	0.00
11	JHARKHAND	2.58	2.11	1.60	0.00	0.00	0.00
12	KARNATAKA	1.81	2.25	2.36	0.00	0.00	0.00
13	KERALA	0.66	0.53	0.37	0.00	0.00	0.00
14	MADHYA PRADESH	2.35	1.71	1.34	0.21	0.10	0.25
15	MAHARASHTRA	0.39	0.75	0.19	0.00	0.00	0.00
16	MANI PUR	4.34	1.91	0.80	0.00	0.00	0.00
17	MEGHALAYA	0.12	0.27	0.32	0.00	0.00	0.00
18	MIZORAM	1.23	2.51	0.00	0.00	0.00	0.00
19	NAGALAND	2.17	1.49	3.18	0.00	0.00	0.00
20	ODISHA	0.03	0.63	1.52	0.48	0.00	0.00
21	PUNJAB	6.18	6.57	5.29	0.00	0.00	0.00
22	RAJASTHAN	0.53	0.36	0.38	0.00	0.00	0.00
23	SIKKIM	2.48	2.07	2.14	0.00	12.72	0.00
24	TAMIL NADU	0.93	3.45	2.95	0.00	0.00	0.00
25	TRIPURA	3.81	7.72	4.43	0.00	0.00	0.00
26	UTTARAKHAND	4.09	1.86	2.18	0.00	0.00	0.00
27	UTTAR PRADESH	0.30	1.57	1.67	2.46	5.62	7.41
28	WEST BENGAL	1.41	2.51	3.12	0.00	0.01	0.01
TOTAL (STATES)		1.57	2.19	2.26	0.18	0.49	0.56
29	A. & N. ISLANDS	1.85	2.40	4.76	0.00	0.00	0.00
30	CHANDIGARH	3.19	1.60	5.62	0.00	0.00	0.00
31	DADRA & NAGAR HAVELI	5.71	8.47	9.49	0.00	0.00	0.00
32	DAMAN & DIU	5.96	4.33	3.58	0.00	0.00	0.00
33	DELHI	6.03	5.02	5.72	0.36	0.26	1.00
34	LAKSHADWEEP	0.39	0.56	0.74	0.00	0.00	0.00
35	PUDUCHERRY	5.01	4.91	16.21	0.00	0.00	0.00
TOTAL (U. T. S)		4.50	4.05	6.20	0.36	0.26	1.00
TOTAL (STATES & U. T.)		1.70	2.28	2.43	0.22	0.43	0.68

Table 9:-Total Budget (States and Centre)(Revenue, Capitals and Loan & Advances)

(Rs.in crores)

1	2008-09 (Actuals)			2009-10 (RE)			2010-11 (BE)		
	Plan 2	Non-Plan 3	Total 4	Plan 5	Non-Plan 6	Total 7	Plan 8	Non-Plan 9	Total 10
REVENUE									
States	144609.50	537375.74	681985.24	188364.38	665686.85	854051.23	219147.15	718260.88	937408.03
UTs.	5592.20	14358.20	19950.40	7296.76	16655.52	23952.28	7742.30	17039.25	24781.55
Total (State + UTs)	150201.70	551733.94	701935.64	195661.14	682342.37	878003.51	226889.45	735300.13	962189.58
Centre	234774.00	559024.00	793798.00	264411.00	641944.00	906355.00	315125.00	643599.00	958724.00
TOTAL(C+S)	384975.70	1110757.94	1495733.64	460072.14	1324286.37	1784358.51	542014.45	1378899.13	1920913.58
CAPITALS									
States	129525.97	13101.77	142627.74	151477.05	8930.17	160407.22	157693.02	9010.36	166703.38
UTs.	6032.87	531.34	6564.21	6937.56	761.22	7698.78	1875.01	732.86	2607.87
Total (State + UTs)	135558.84	13633.11	149191.95	158414.61	9691.39	168106.00	159568.03	9743.22	169311.25
Centre	39233.00	48189.00	87422.00	49768.00	63162.00	112930.00	57333.00	91051.00	148384.00
TOTAL(C+S)	174791.84	61822.11	236613.95	208182.61	72853.39	281036.00	216901.03	100794.22	317695.25
LOAN & ADVANCES									
States	9143.74	6827.22	15970.96	9412.28	7942.15	17354.43	11655.82	3174.76	14830.58
UTs.	1699.42	2520.77	4220.19	1672.74	4031.49	5704.23	1567.66	3908.05	5475.71
Total (State + UTs)	10843.16	9347.99	20191.15	11085.02	11973.64	23058.66	13223.48	7082.81	20306.29
Centre	1228.00	1508.00	2736.00	997.00	1265.00	2262.00	634.00	1007.00	1641.00
TOTAL(C+S)	12071.16	10855.99	22927.15	12082.02	13238.64	25320.66	13857.48	8089.81	21947.29

APPENDICES
STATISTICAL
STATEMENTS

STATEMENT NO. (1): BUDGETED PROVISION FOR EDUCATION & TRAINING AT THE CENTRE (REVENUE ACCOUNT)

SCHEME: EDUCATION

(RUPEES IN THOUSANDS)

S. No.	MINISTRY/DEPARTMENT	2008-09 (ACTUALS)			2009-10 (R. E.)			2010-11 (B. E.)		
		PLAN	NON-PLAN	TOTAL	PLAN	NON-PLAN	TOTAL	PLAN	NON-PLAN	TOTAL
1	MINISTRY OF RAILWAYS	1856234	...	1856234	2858985	...	2858985	2858985	...	2858985
2	MINISTRY OF AGRICULTURE	29906300	19968246	49874546	30841500	24247142	55088642	30841500	24247142	55088642
3	MINISTRY OF CIVIL AVIATION	100	26765	26865	...	31080	31080	...	31080	31080
4	MINISTRY OF FINANCE	...	546566	546566	...	634927	634927	...	634927	634927
5	MINISTRY OF DEFENCE	...	8030	8030	...	8612	8612	...	8612	8612
6	MINISTRY OF HOME AFFAIRS	20000	441560	461560	50000	481900	531900	50000	481900	531900
7	MINISTRY OF ENVIRONMENT & FORESTS	970700	214100	1184800	970700	257100	1227800	970700	257100	1227800
8	MINISTRY OF HEALTH & FAMILY WELFARE	10996800	9644800	20641600	14154200	14181700	28335900	14154200	14181700	28335900
9	MINISTRY OF INFORMATION & BROADCASTING	2300	16256	18556	11800	20000	31800	11800	20000	31800
10	MINISTRY OF POWER	300000	16641	316641	550000	21206	571206	550000	21206	571206
11	MINISTRY OF RURAL DEVELOPMENT	21225000	...	21225000	21182500	...	21182500	21182500	...	21182500
12	MINISTRY OF SCIENCE & TECHNOLOGY	4250000	18000	4268000	5450000	20000	5470000	5450000	20000	5470000
13	MINISTRY OF MICRO, SMALL & MEDIUM ENTERPRISES	96000	...	96000	106000	...	106000	106000	...	106000
14	MINISTRY OF LABOUR AND EMPLOYMENT	81700	1142981	1224681	75000	1188977	1263977	75000	1188977	1263977
15	MINISTRY OF SHIPPING, RD. TRANSPORT & HIGHWAYS	1863300	36000	1899300	2559000	107400	2666400	2559000	107400	2666400
16	MINISTRY OF SOCIAL JUSTICE & EMPOWERMENT	1131400	...	1131400	1247000	...	1247000	1247000	...	1247000
17	MINISTRY OF CULTURE	30000	25927	55927	30000	29000	59000	30000	29000	59000
18	MINISTRY OF TRIBAL AFFAIRS	489900	50200	540100	670700	50800	721500	670700	50800	721500
19	MINISTRY OF URBAN DEVELOPMENT	176600	22500	199100	220000	30100	250100	220000	30100	250100
20	MINISTRY OF WATER RESOURCES	853203	477196	1330399	916000	509995	1425995	916000	509995	1425995
21	MINISTRY OF YOUTH AFFAIRS & SPORTS	11683400	960220	12643620	22729000	913800	23642800	22729000	913800	23642800
22	MINISTRY OF EARTH SCIENCES	3195000	712600	3907600	5536200	378500	5914700	5536200	378500	5914700
23	MINISTRY OF MINES	59900	...	59900	93000	...	93000	93000	...	93000
24	DEPARTMENT OF WOMEN AND CHILD DEVELOPMENT	37100	...	37100	18000	...	18000	18000	...	18000
25	MINISTRY OF COAL	55400	230356	285756	114100	330850	444950	114100	330850	444950
26	MINISTRY OF HRD (BOTH DEPTS.)	284092800	60263900	344356700	321020000	90460000	411480000	420320000	78720000	499040000
	TOTAL	373373137	94822844	468195981	431403685	133903089	565306774	530703685	122163089	652866774

.. NI CNET. .

STATEMENT NO.(1): BUDGETED PROVISION FOR EDUCATION & TRAINING AT THE CENTRE (REVENUE ACCOUNT)

SCHEME: TRAINING (FORMAL)		(RUPEES IN THOUSANDS)								
S.NO.	MINISTRY/DEPARTMENT	2008-09(ACTUALS)			2009-10(R.E.)			2010-11(B.E.)		
		PLAN	NON-PLAN	TOTAL	PLAN	NON-PLAN	TOTAL	PLAN	NON-PLAN	TOTAL
1	MINISTRY OF AGRICULTURE	3262716	272603	3535319	4136800	323421	4460221	4136800	323421	4460221
2	MINISTRY OF CIVIL AVIATION	5000	92460	97460	15000	110070	125070	15000	110070	125070
3	MINISTRY OF FINANCE	23000	34200	57200	36000	33200	69200	36000	33200	69200
4	MINISTRY OF HOME AFFAIRS	66290	338334	404624	215200	458000	673200	215200	458000	673200
5	MINISTRY OF EXTERNAL AFFAIRS	...	67700	67700	...	98200	98200	...	98200	98200
6	MINISTRY OF ENVIRONMENT & FORESTS	20000	...	20000	100000	...	100000	100000	...	100000
7	MINISTRY OF HEALTH & FAMILY WELFARE	3044439	479510	3523949	2237500	564275	2801775	2237500	564275	2801775
8	MINISTRY OF POWER	187500	73800	261300	200000	20600	220600	200000	20600	220600
9	MINISTRY OF SCIENCE & TECHNOLOGY	50000	94534	144534	50000	99332	149332	50000	99332	149332
10	MINISTRY OF MICRO, SMALL & MEDIUM ENTERPRIS	64800	17400	82200	100000	19500	119500	100000	19500	119500
11	MINISTRY OF LABOUR AND EMPLOYMENT	278660	663484	942144	447500	801356	1248856	447500	801356	1248856
12	MINISTRY OF SHIPNG, RD.TRANSPORT & HIGHWAYS	...	10000	10000	...	90000	90000	...	90000	90000
13	MINISTRY OF WATER RESOURCES	26400	355863	382263	26000	401000	427000	26000	401000	427000
14	M/O CONSUMER AFFAIRS, FOOD & PUB. DISTRIBU.	3000	109899	112899	2000	114622	116622	2000	114622	116622
15	MINISTRY OF EARTH SCIENCES	3300	24100	27400	5000	25000	30000	5000	25000	30000
16	MINISTRY OF MINES	12100	180	12280	12000	200	12200	12000	200	12200
17	MINISTRY OF DEVELOPMENT OF N. E. REGION	100	...	100	100	...	100
TOTAL		7047205	2634067	9681272	7583100	3158776	10741876	7583100	3158776	10741876

..NICNET..

STATEMENT NO.(1): BUDGETED PROVISION FOR EDUCATION & TRAINING AT THE CENTRE (REVENUE ACCOUNT)

SCHEME: TRAINING (INFORMAL)		(RUPEES IN THOUSANDS)								
S.NO.	MINISTRY/DEPARTMENT	2008-09(ACTUALS)			2009-10(R.E.)			2010-11(B.E.)		
		PLAN	NON-PLAN	TOTAL	PLAN	NON-PLAN	TOTAL	PLAN	NON-PLAN	TOTAL
1	MINISTRY OF HEALTH & FAMILY WELFARE	1839300	44340	1883640	1823100	54410	1877510	1823100	54410	1877510
2	MINISTRY OF TRIBAL AFFAIRS	15000	...	15000	37200	...	37200	37200	...	37200
TOTAL		1854300	44340	1898640	1860300	54410	1914710	1860300	54410	1914710

..NICNET..

STATEMENT NO.(1): BUDGETED PROVISION FOR EDUCATION & TRAINING AT THE CENTRE (REVENUE ACCOUNT)

SCHEME: TOTAL

(RUPEES IN THOUSANDS)

S.No.	MINISTRY/DEPARTMENT	2008-09(ACTUALS)			2009-10(R.E.)			2010-11(B.E.)		
		PLAN	NON-PLAN	TOTAL	PLAN	NON-PLAN	TOTAL	PLAN	NON-PLAN	TOTAL
1	MINISTRY OF RAILWAYS	1856234	...	1856234	2858985	...	2858985	2858985	...	2858985
2	MINISTRY OF AGRICULTURE	33169016	20240849	53409865	34978300	24570563	59548863	34978300	24570563	59548863
3	MINISTRY OF CIVIL AVIATION	5100	119225	124325	15000	141150	156150	15000	141150	156150
4	MINISTRY OF FINANCE	23000	580766	603766	36000	668127	704127	36000	668127	704127
5	MINISTRY OF DEFENCE	...	8030	8030	...	8612	8612	...	8612	8612
6	MINISTRY OF HOME AFFAIRS	86290	779894	866184	265200	939900	1205100	265200	939900	1205100
7	MINISTRY OF EXTERNAL AFFAIRS	...	67700	67700	...	98200	98200	...	98200	98200
8	MINISTRY OF ENVIRONMENT & FORESTS	990700	214100	1204800	1070700	257100	1327800	1070700	257100	1327800
9	MINISTRY OF HEALTH & FAMILY WELFARE	15880539	10168650	26049189	18214800	14800385	33015185	18214800	14800385	33015185
10	MINISTRY OF INFORMATION & BROADCASTING	2300	16256	18556	11800	20000	31800	11800	20000	31800
11	MINISTRY OF POWER	487500	90441	577941	750000	41806	791806	750000	41806	791806
12	MINISTRY OF RURAL DEVELOPMENT	21225000	...	21225000	21182500	...	21182500	21182500	...	21182500
13	MINISTRY OF SCIENCE & TECHNOLOGY	4300000	112534	4412534	5500000	119332	5619332	5500000	119332	5619332
14	MINISTRY OF MICRO, SMALL & MEDIUM ENTERPRIS	160800	17400	178200	206000	19500	225500	206000	19500	225500
15	MINISTRY OF LABOUR AND EMPLOYMENT	360360	1806465	2166825	522500	1990333	2512833	522500	1990333	2512833
16	MINISTRY OF SHIPNG, RD.TRANSPORT & HIGHWAYS	1863300	46000	1909300	2559000	197400	2756400	2559000	197400	2756400
17	MINISTRY OF SOCIAL JUSTICE & EMPOWERMENT	1131400	...	1131400	1247000	...	1247000	1247000	...	1247000
18	MINISTRY OF CULTURE	30000	25927	55927	30000	29000	59000	30000	29000	59000
19	MINISTRY OF TRIBAL AFFAIRS	504900	50200	555100	707900	50800	758700	707900	50800	758700
20	MINISTRY OF URBAN DEVELOPMENT	176600	22500	199100	220000	30100	250100	220000	30100	250100
21	MINISTRY OF WATER RESOURCES	879603	833059	1712662	942000	910995	1852995	942000	910995	1852995
22	MINISTRY OF YOUTH AFFAIRS & SPORTS	11683400	960220	12643620	22729000	913800	23642800	22729000	913800	23642800
23	M/O CONSUMER AFFAIRS, FOOD & PUB. DISTRIBU.	3000	109899	112899	2000	114622	116622	2000	114622	116622
24	MINISTRY OF EARTH SCIENCES	3198300	736700	3935000	5541200	403500	5944700	5541200	403500	5944700
25	MINISTRY OF MINES	72000	180	72180	105000	200	105200	105000	200	105200
26	MINISTRY OF DEVELOPMENT OF N. E. REGION	100	...	100	100	...	100
27	DEPARTMENT OF WOMEN AND CHILD DEVELOPMENT	37100	...	37100	18000	...	18000	18000	...	18000
28	MINISTRY OF COAL	55400	230356	285756	114100	330850	444950	114100	330850	444950
29	MINISTRY OF HRD (BOTH DEPTS.)	284092800	60263900	344356700	321020000	90460000	411480000	420320000	78720000	499040000
	TOTAL	382274642	97501251	479775893	440847085	137116275	577963360	540147085	125376275	665523360

..NICNET..

STATEMENT NO. (2): BUDGET EXPENDITURE ON EDUCATION & TRAINING BY EDUCATION & OTHER DEPARTMENTS (REVENUE ACCOUNT)

BUDGET : 2008-09(ACTUAL)

(RUPEES IN THOUSANDS)

S. NO.	STATE / UNION TERRITORY	EDUCATION DEPARTMENT	OTHER DEPARTMENTS			GRAND TOTAL	
			EDUCATION	FORMAL	INFORMAL		TOTAL
1	ANDHRA PRADESH	67510175.00	19353027.00	1522895.00	1661.00	20877583.00	88387758.00
2	ARUNACHAL PRADESH	4304158.00	295885.00	56583.00	1179.00	353647.00	4657805.00
3	ASSAM	36835567.00	6514090.00	443368.00	20212.00	6977670.00	43813237.00
4	BIHAR	62525040.00	3078467.00	633699.00	1112.00	3713278.00	66238318.00
5	CHHATTISGARH	22899113.00	6912604.00	390269.00	...	7302873.00	30201986.00
6	GOA	4968627.00	767178.00	260254.00	1873.00	1029305.00	5997932.00
7	GUJARAT	57764441.00	7884270.00	2056303.00	40620.00	9981193.00	67745634.00
8	HARYANA	35173733.00	3907120.00	2765645.00	20087.00	6692852.00	41866585.00
9	HIMACHAL PRADESH	17033054.00	1247977.00	925477.00	...	2173454.00	19206508.00
10	JAMMU & KASHMIR	12698072.00	2284117.00	204562.00	3484.00	2492163.00	15190235.00
11	JHARKHAND	24680062.00	6692053.00	2154617.00	...	8846670.00	33526732.00
12	KARNATAKA	82675520.00	7951974.00	4256189.00	385971.00	12594134.00	95269654.00
13	KERALA	52944738.00	7480006.00	882657.00	5505.00	8368168.00	61312906.00
14	MADHYA PRADESH	48100623.00	9977303.00	1712441.00	21216.00	11710960.00	59811583.00
15	MAHARASHTRA	161519883.00	18746166.00	5034526.00	14919.00	23795611.00	185315494.00
16	MANIPUR	3878672.00	416169.00	149145.00	3780.00	569094.00	4447766.00
17	MEGHALAYA	4117246.00	528347.00	749671.00	500.00	1278518.00	5395764.00
18	MIZORAM	3270188.00	269782.00	157525.00	7463.00	434770.00	3704958.00
19	NAGALAND	3643389.00	378239.00	281377.00	10381.00	669997.00	4313386.00
20	ODISHA	39867072.00	4445368.00	616416.00	...	5061784.00	44928856.00
21	PUNJAB	29202837.00	3874168.00	886921.00	380736.00	5141825.00	34344662.00
22	RAJASTHAN	75501157.00	3754679.00	526111.00	...	4280790.00	79781947.00
23	SIKKIM	2658875.00	202535.00	385503.00	13058.00	601096.00	3259971.00
24	TAMIL NADU	86739334.00	14978360.00	2874345.00	12796.00	17865501.00	104604835.00
25	TRIPURA	5629881.00	575200.00	175295.00	6970.00	757465.00	6387346.00
26	UTTARAKHAND	17262480.00	19832772.00	360655.00	3158.00	20196585.00	37459065.00
27	UTTAR PRADESH	110196949.00	30822447.00	2757575.00	38801.00	33618823.00	143815772.00
28	WEST BENGAL	73944106.00	3271303.00	381128.00	8308.00	3660739.00	77604845.00
TOTAL (STATES)		1147544992.00	186441606.00	33601152.00	1003790.00	221046548.00	1368591540.00
29	A. & N. ISLANDS	2041542.00	52986.00	88121.00	184.00	141291.00	2182833.00
30	CHANDIGARH	2281549.00	745745.00	37146.00	...	782891.00	3064440.00
31	DADRA & NAGAR HAVELI	448264.00	6745.00	10090.00	...	16835.00	465099.00
32	DAMAN & DIU	285544.00	14670.00	17502.00	...	32172.00	317716.00
33	DELHI	27351807.00	2075773.00	532096.00	1506432.00	4114301.00	31466108.00
34	LAKSHADWEEP	643696.00	97669.00	8381.00	6601.00	112651.00	756347.00
35	PUDUCHERRY	3269866.00	629576.00	165628.00	3338.00	798542.00	4068408.00
TOTAL (U.T.s)		36322268.00	3623164.00	858964.00	151655.00	5998683.00	42320951.00
TOTAL (STATES & U.T.s)		1183867260.00	190064770.00	34460116.00	2520345.00	227045231.00	1410912491.00
CENTRE TOTAL		344356700.00	123839281.00	9681272.00	1898640.00	135419193.00	479775893.00
GRAND TOTAL		1528223960.00	313904051.00	44141388.00	4418985.00	362464424.00	1890688384.00

..NICNET..

STATEMENT NO. (2): BUDGET EXPENDITURE ON EDUCATION & TRAINING BY EDUCATION & OTHER DEPARTMENTS (REVENUE ACCOUNT)

BUDGET : 2009-10(REVISED ESTIMATES)

(RUPEES IN THOUSANDS)

S. NO.	STATE / UNION TERRITORY	EDUCATION DEPARTMENT	OTHER DEPARTMENTS			GRAND TOTAL	
			EDUCATION	FORMAL	INFORMAL		TOTAL
1	ANDHRA PRADESH	92201346.00	21035878.00	1924905.00	3901.00	22964684.00	115166030.00
2	ARUNACHAL PRADESH	5480415.00	292270.00	118074.00	1972.00	412316.00	5892731.00
3	ASSAM	43715546.00	6612947.00	596192.00	23898.00	7233037.00	50948583.00
4	BIHAR	79805887.00	4151574.00	1232808.00	2232.00	5386614.00	85192501.00
5	CHHATTISGARH	39078732.00	10728641.00	851012.00	...	11579653.00	50658385.00
6	GOA	6668662.00	1188680.00	387713.00	2100.00	1578493.00	8247155.00
7	GUJARAT	75532653.00	10657859.00	2696664.00	41500.00	13396023.00	88928676.00
8	HARYANA	50161457.00	4842923.00	3518762.00	23678.00	8385363.00	58546820.00
9	HIMACHAL PRADESH	20576841.00	1551335.00	1044047.00	...	2595382.00	23172223.00
10	JAMMU & KASHMIR	20539695.00	3327108.00	295744.00	5764.00	3628616.00	24168311.00
11	JHARKHAND	28013474.00	5940886.00	1444602.00	...	7385488.00	35398962.00
12	KARNATAKA	83379274.00	9057046.00	5572332.00	252391.00	14881769.00	98261043.00
13	KERALA	61446286.00	9084864.00	876526.00	12256.00	9973646.00	71419932.00
14	MADHYA PRADESH	64651300.00	11728564.00	1988189.00	46867.00	13763620.00	78414920.00
15	MAHARASHTRA	230649362.00	27392836.00	8018489.00	32536.00	35443861.00	266093223.00
16	MANIPUR	4278877.00	544020.00	220104.00	5442.00	769566.00	5048443.00
17	MEGHALAYA	5021457.00	473283.00	628545.00	800.00	1102628.00	6124085.00
18	MIZORAM	4319638.00	537008.00	156545.00	8938.00	702491.00	5022129.00
19	NAGALAND	4242427.00	454156.00	499062.00	15313.00	968531.00	5210958.00
20	ODISHA	57623040.00	6223897.00	874819.00	...	7098716.00	64721756.00
21	PUNJAB	39333165.00	4190635.00	1639073.00	332388.00	6162096.00	45495261.00
22	RAJASTHAN	91868269.00	5024138.00	595252.00	...	5619390.00	97487659.00
23	SIKKIM	3975012.00	235408.00	421829.00	18185.00	675422.00	4650434.00
24	TAMIL NADU	104725136.00	16538589.00	2954916.00	9325.00	19502830.00	124227966.00
25	TRIPURA	7511463.00	742821.00	313570.00	14947.00	1071338.00	8582801.00
26	UTTARAKHAND	30125336.00	33461312.00	530290.00	4662.00	33996264.00	64121600.00
27	UTTAR PRADESH	145163787.00	27291949.00	2938128.00	73736.00	30303813.00	175467600.00
28	WEST BENGAL	117591990.00	4934532.00	616173.00	16817.00	5567522.00	123159512.00
TOTAL (STATES)		1517680527.00	228245159.00	42954365.00	949648.00	272149172.00	1789829699.00
29	A. & N. ISLANDS	2709000.00	70500.00	139929.00	739.00	211168.00	2920168.00
30	CHANDIGARH	3437600.00	1087139.00	55689.00	...	1142828.00	4580428.00
31	DADRA & NAGAR HAVELI	594700.00	7300.00	14324.00	...	21624.00	616324.00
32	DAMAN & DIU	538000.00	21600.00	17900.00	...	39500.00	577500.00
33	DELHI	37492601.00	3022319.00	734560.00	686158.00	4443037.00	41935638.00
34	LAKSHADWEEP	758600.00	87427.00	19178.00	11549.00	118154.00	876754.00
35	PUDUCHERRY	4418103.00	1110896.00	216102.00	3238.00	1330236.00	5748339.00
TOTAL (U.T.s)		49948604.00	5407181.00	1197682.00	701684.00	7306547.00	57255151.00
TOTAL (STATES & U.T.s)		1567629131.00	233652340.00	44152047.00	1651332.00	279455719.00	1847084850.00
CENTRE TOTAL		411480000.00	153826774.00	10741876.00	1914710.00	166483360.00	577963360.00
GRAND TOTAL		1979109131.00	387479114.00	54893923.00	3566042.00	445939079.00	2425048210.00

..NICNET..

STATEMENT NO. (2): BUDGET EXPENDITURE ON EDUCATION & TRAINING BY EDUCATION & OTHER DEPARTMENTS (REVENUE ACCOUNT)

BUDGET : 2010-11(BUDGET ESTIMATES)

(RUPEES IN THOUSANDS)

S. NO.	STATE / UNION TERRITORY	EDUCATION DEPARTMENT	OTHER DEPARTMENTS			GRAND TOTAL	
			EDUCATION	FORMAL	INFORMAL		TOTAL
1	ANDHRA PRADESH	114337623.00	25162199.00	2511738.00	2620.00	27676557.00	142014180.00
2	ARUNACHAL PRADESH	3742164.00	153171.00	79618.00	1207.00	233996.00	3976160.00
3	ASSAM	43715546.00	6612947.00	596192.00	23898.00	7233037.00	50948583.00
4	BIHAR	82323497.00	5249059.00	1097018.00	1962.00	6348039.00	88671536.00
5	CHHATTISGARH	44866183.00	11344095.00	830143.00	...	12174238.00	57040421.00
6	GOA	7790445.00	1651573.00	473656.00	2644.00	2127873.00	9918318.00
7	GUJARAT	86921816.00	13793191.00	3046273.00	32000.00	16871464.00	103793280.00
8	HARYANA	56661253.00	6147154.00	3365967.00	27973.00	9541094.00	66202347.00
9	HIMACHAL PRADESH	24077503.00	1695522.00	1108189.00	...	2803711.00	26881214.00
10	JAMMU & KASHMIR	24176654.00	4195914.00	335112.00	6245.00	4537271.00	28713925.00
11	JHARKHAND	28754046.00	5822348.00	1845945.00	...	7668293.00	36422339.00
12	KARNATAKA	100338308.00	11101066.00	6423654.00	379246.00	17903966.00	118242274.00
13	KERALA	66499708.00	11015456.00	1078604.00	14182.00	12108242.00	78607950.00
14	MADHYA PRADESH	67482554.00	9763574.00	2267339.00	49421.00	12080334.00	79562888.00
15	MAHARASHTRA	261635505.00	27457936.00	7610063.00	21263.00	35089262.00	296724767.00
16	MANIPUR	5589307.00	516531.00	299690.00	7332.00	823553.00	6412860.00
17	MEGHALAYA	5021454.00	473283.00	628545.00	800.00	1102628.00	6124082.00
18	MIZORAM	4423972.00	338890.00	160883.00	13162.00	512935.00	4936907.00
19	NAGALAND	5431395.00	406375.00	433937.00	10746.00	851058.00	6282453.00
20	ODISHA	60663390.00	6570624.00	881036.00	...	7451660.00	68115050.00
21	PUNJAB	42469213.00	5605955.00	2029943.00	344267.00	7980165.00	50449378.00
22	RAJASTHAN	101214668.00	5226139.00	601185.00	...	5827324.00	107041992.00
23	SIKKIM	4543964.00	144937.00	294042.00	11719.00	450698.00	4994662.00
24	TAMIL NADU	117083726.00	18693723.00	3842093.00	10334.00	22546150.00	139629876.00
25	TRIPURA	7751899.00	649181.00	337315.00	14660.00	1001156.00	8753055.00
26	UTTARAKHAND	27672257.00	32111465.00	635260.00	3500.00	32750225.00	60422482.00
27	UTTAR PRADESH	177589184.00	28979507.00	4219225.00	50585.00	33249317.00	210838501.00
28	WEST BENGAL	129223077.00	6381863.00	537067.00	18514.00	6937444.00	136160521.00
TOTAL (STATES)		1702000311.00	247263678.00	47569732.00	1048280.00	295881690.00	1997882001.00
29	A. & N. ISLANDS	2520400.00	75100.00	128162.00	580.00	203842.00	2724242.00
30	CHANDIGARH	3228300.00	1017540.00	55435.00	...	1072975.00	4301275.00
31	DADRA & NAGAR HAVELI	579100.00	11200.00	15280.00	...	26480.00	605580.00
32	DAMAN & DIU	393400.00	38300.00	23110.00	...	61410.00	454810.00
33	DELHI	37776359.00	3298215.00	793306.00	1301397.00	5392918.00	43169277.00
34	LAKSHADWEEP	714300.00	139700.00	16194.00	15584.00	171478.00	885778.00
35	PUDUCHERRY	4293197.00	1317170.00	213973.00	3610.00	1534753.00	5827950.00
TOTAL (U.T.s)		49505056.00	5897225.00	1245460.00	1321171.00	8463856.00	57968912.00
TOTAL (STATES & U.T.s)		1751505367.00	253160903.00	48815192.00	2369451.00	304345546.00	2055850913.00
CENTRE TOTAL		499040000.00	153826774.00	10741876.00	1914710.00	166483360.00	665523360.00
GRAND TOTAL		2250545367.00	406987677.00	59557068.00	4284161.00	470828906.00	2721374273.00

..NICNET..

STATEMENT NO (3) : PLAN & NON-PLAN BUDGET PROVISION FOR EDUCATION BY ALL DEPARTMENTS
(REVENUE ACCOUNT)
2008-09(ACTUAL)

(RUPEES IN THOUSANDS)

S. NO.	STATE/ UNION TERRITORY	EDUCATION DEPARTMENT			OTHER DEPARTMENTS			TOTAL		
		PLAN	NON-PLAN	TOTAL	PLAN	NON-PLAN	TOTAL	PLAN	NON-PLAN	TOTAL
1	ANDHRA PRADESH	8508163.00	59002012.00	67510175.00	11058855.00	9818728.00	20877583.00	19567018.00	68820740.00	88387758.00
2	ARUNACHAL PRADESH	2212534.00	2091624.00	4304158.00	68432.00	285215.00	353647.00	2280966.00	2376839.00	4657805.00
3	ASSAM	1399720.00	35435847.00	36835567.00	1927522.00	5050148.00	6977670.00	3327242.00	40485995.00	43813237.00
4	BIHAR	11012232.00	51512808.00	62525040.00	1078594.00	2634684.00	3713278.00	12090826.00	54147492.00	66238318.00
5	CHHATTI SGARH	14631611.00	8267502.00	22899113.00	1107085.00	6195788.00	7302873.00	15738696.00	14463290.00	30201986.00
6	GOA	883155.00	4085472.00	4968627.00	425880.00	603425.00	1029305.00	1309035.00	4688897.00	5997932.00
7	GUJARAT	6283072.00	51481369.00	57764441.00	5244169.00	4737024.00	9981193.00	11527241.00	56218393.00	67745634.00
8	HARYANA	6869444.00	28304289.00	35173733.00	2728381.00	3964471.00	6692852.00	9597825.00	32268760.00	41866585.00
9	HI MACHAL PRADESH	771030.00	16262024.00	17033054.00	779366.00	1394088.00	2173454.00	1550396.00	17656112.00	19206508.00
10	JAMMU & KASHMI R	..	12698072.00	12698072.00	..	2492163.00	2492163.00	..	15190235.00	15190235.00
11	JHARKHAND	3357705.00	21322357.00	24680062.00	5696540.00	3150130.00	8846670.00	9054245.00	24472487.00	33526732.00
12	KARNATAKA	17462712.00	65212808.00	82675520.00	5891333.00	6702801.00	12594134.00	23354045.00	71915609.00	95269654.00
13	KERALA	2617639.00	50327099.00	52944738.00	2899678.00	5468490.00	8368168.00	5517317.00	55795589.00	61312906.00
14	MADHYA PRADESH	10986848.00	37113775.00	48100623.00	8326823.00	3384137.00	11710960.00	19313671.00	40497912.00	59811583.00
15	MAHARASHTRA	7586065.00	153933818.00	161519883.00	4910609.00	18885002.00	23795611.00	12496674.00	172818820.00	185315494.00
16	MANI PUR	252733.00	3625939.00	3878672.00	297556.00	271538.00	569094.00	550289.00	3897477.00	4447766.00
17	MEGHALAYA	1521350.00	2595896.00	4117246.00	963023.00	315495.00	1278518.00	2484373.00	2911391.00	5395764.00
18	MI ZORAM	1243129.00	2027059.00	3270188.00	249009.00	185761.00	434770.00	1492138.00	2212820.00	3704958.00
19	NAGALAND	290712.00	3352389.00	3643389.00	225258.00	444739.00	669997.00	3797416.00	515970.00	4313386.00
20	ODI SHA	4784674.00	35082398.00	39867072.00	1273400.00	3788384.00	5061784.00	6058074.00	38870782.00	44928856.00
21	PUNJAB	1837799.00	27365038.00	29202837.00	1094944.00	4046881.00	5141825.00	2932743.00	31411919.00	34344662.00
22	RAJASTHAN	7860149.00	67641008.00	75501157.00	951078.00	3329712.00	4280790.00	8811227.00	70970720.00	79781947.00
23	SI KKI M	1089746.00	1569129.00	2658875.00	288776.00	312320.00	601096.00	1378522.00	1881449.00	3259971.00
24	TAMI L NADU	5696183.00	81043151.00	86739334.00	7873741.00	9991760.00	17865501.00	13569924.00	91034911.00	104604835.00
25	TRI PURA	321906.00	5307975.00	5629881.00	636842.00	120623.00	757465.00	958748.00	5428598.00	6387346.00
26	UTTARAKHAND	3584822.00	13677658.00	17262480.00	4788121.00	15408464.00	20196585.00	8372943.00	29086122.00	37459065.00
27	UTTAR PRADESH	4986932.00	105210017.00	110196949.00	12133805.00	21485018.00	33618823.00	17120737.00	126695035.00	143815772.00
28	WEST BENGAL	9063156.00	64880950.00	73944106.00	1302147.00	2358592.00	3660739.00	10365303.00	67239542.00	77604845.00
TOTAL (STATES)		137115221.00	1010429771.00	1147544992.00	84220967.00	136825581.00	221046548.00	221336188.00	1147255352.00	1368591540.00
29	A. & N. ISLANDS	552312.00	1489230.00	2041542.00	67131.00	74160.00	141291.00	619443.00	1563390.00	2182833.00
30	CHANDI GARH	339446.00	1942103.00	2281549.00	320730.00	462161.00	782891.00	660176.00	2404264.00	3064440.00
31	DADRA & NAGAR HAVELI	224601.00	223663.00	448264.00	10939.00	5896.00	16835.00	235540.00	229559.00	465099.00
32	DAMAN & DIU	82197.00	203347.00	285544.00	18102.00	14070.00	32172.00	100299.00	217417.00	317716.00
33	DELHI	4715521.00	22636286.00	27351807.00	2806189.00	1308112.00	4114301.00	7521710.00	23944398.00	31466108.00
34	LAKSHADWEEP	165520.00	478176.00	643696.00	66969.00	45682.00	112651.00	232489.00	523858.00	756347.00
35	PUDUCHERRY	1193954.00	2075912.00	3269866.00	537204.00	261338.00	798542.00	1731158.00	2337250.00	4068408.00
TOTAL (U. T. s)		7273551.00	29048717.00	36322268.00	3827264.00	2171419.00	5998683.00	11100815.00	31220136.00	42320951.00
TOTAL (STATES & U. T.)		144388772.00	1039478488.00	1183867260.00	88048231.00	138997000.00	227045231.00	232437003.00	1178475488.00	1410912491.00
CENTRAL TOTAL		284092800.00	60263900.00	344356700.00	98181842.00	37237351.00	135419193.00	382274642.00	97501251.00	479775893.00
GRAND TOTAL		428481572.00	1099742388.00	1528223960.00	186230073.00	176234351.00	362464424.00	614711645.00	1275976739.00	1890688384.00

.. NI CNET ..

STATEMENT NO (3) : PLAN & NON-PLAN BUDGET PROVISION FOR EDUCATION BY ALL DEPARTMENTS
(REVENUE ACCOUNT)
2009-10(REVISED ESTIMATES)

(RUPEES IN THOUSANDS)

S. NO.	STATE/ UNION TERRITORY	EDUCATION DEPARTMENT			OTHER DEPARTMENTS			TOTAL		
		PLAN	NON-PLAN	TOTAL	PLAN	NON-PLAN	TOTAL	PLAN	NON-PLAN	TOTAL
1	ANDHRA PRADESH	10914271.00	81287075.00	92201346.00	10786166.00	12178518.00	22964684.00	21700437.00	93465593.00	115166030.00
2	ARUNACHAL PRADESH	1562241.00	3918174.00	5480415.00	176747.00	235569.00	412316.00	1738988.00	4153743.00	5892731.00
3	ASSAM	2549000.00	41166546.00	43715546.00	2298160.00	4934877.00	7233037.00	4847160.00	46101423.00	50948583.00
4	BIHAR	13452300.00	66353587.00	79805887.00	1822309.00	3564305.00	5386614.00	15274609.00	69917892.00	85192501.00
5	CHHATTISGARH	26387297.00	12691435.00	39078732.00	2260047.00	9319606.00	11579653.00	28647344.00	22011041.00	50658385.00
6	GOA	989114.00	5679548.00	6668662.00	710623.00	867870.00	1578493.00	1699737.00	6547418.00	8247155.00
7	GUJARAT	9021752.00	66510901.00	75532653.00	7348925.00	6047098.00	13396023.00	16370677.00	72557999.00	88928676.00
8	HARYANA	11329835.00	38831622.00	50161457.00	4101235.00	4284128.00	8385363.00	15431070.00	43115750.00	58546820.00
9	HIMACHAL PRADESH	543697.00	20033144.00	20576841.00	890035.00	1705347.00	2595382.00	1433732.00	21738491.00	23172223.00
10	JAMMU & KASHMIR	2911761.00	17627934.00	20539695.00	553559.00	3075057.00	3628616.00	3465320.00	20702991.00	24168311.00
11	JHARKHAND	5056091.00	22957383.00	28013474.00	4936719.00	2448769.00	7385488.00	9992810.00	25406152.00	35398962.00
12	KARNATAKA	17065023.00	66314251.00	83379274.00	7258611.00	7623158.00	14881769.00	24323634.00	73937409.00	98261043.00
13	KERALA	3271164.00	58175122.00	61446286.00	3089535.00	6884111.00	9973646.00	6360699.00	65059233.00	71419932.00
14	MADHYA PRADESH	17152579.00	47498721.00	64651300.00	9954637.00	3808983.00	13763620.00	27107216.00	51307704.00	78414920.00
15	MAHARASHTRA	9713685.00	220935677.00	230649362.00	11025768.00	24418093.00	35443861.00	20739453.00	245353770.00	266093223.00
16	MANI PUR	631056.00	3647821.00	4278877.00	465529.00	304037.00	769566.00	1096585.00	3951858.00	5048443.00
17	MEGHALAYA	1656153.00	3365304.00	5021457.00	666722.00	435906.00	1102628.00	2322875.00	3801210.00	6124085.00
18	MIZORAM	1486840.00	2832798.00	4319638.00	513337.00	189154.00	702491.00	2000177.00	3021952.00	5022129.00
19	NAGALAND	595719.00	3646708.00	4242427.00	528828.00	439703.00	968531.00	1124547.00	4086411.00	5210958.00
20	ODISHA	8755218.00	48867822.00	57623040.00	1384478.00	5714238.00	7098716.00	10139696.00	54582060.00	64721756.00
21	PUNJAB	3096316.00	36236849.00	39333165.00	848340.00	5313756.00	6162096.00	3944656.00	41550605.00	45495261.00
22	RAJASTHAN	9500176.00	82368093.00	91868269.00	1370693.00	4248697.00	5619390.00	10870869.00	86616790.00	97487659.00
23	SIKKIM	1217628.00	2757384.00	3975012.00	530401.00	145021.00	675422.00	1748029.00	2902405.00	4650434.00
24	TAMIL NADU	7575156.00	97149980.00	104725136.00	8502023.00	11000807.00	19502830.00	16077179.00	108150787.00	124227966.00
25	TRIPURA	509566.00	7001897.00	7511463.00	836143.00	235195.00	1071338.00	1345709.00	7237092.00	8582801.00
26	UTTARAKHAND	3321592.00	26803744.00	30125336.00	4856658.00	29139606.00	33996264.00	8178250.00	55943350.00	64121600.00
27	UTTAR PRADESH	6288295.00	138875492.00	145163787.00	7612133.00	22691680.00	30303813.00	13900428.00	161567172.00	175467600.00
28	WEST BENGAL	15656486.00	101935504.00	117591990.00	1855125.00	3712397.00	5567522.00	17511611.00	105647901.00	123159512.00
TOTAL (STATES)		192210011.00	1325470516.00	1517680527.00	97183486.00	174965686.00	272149172.00	289393497.00	1500436202.00	1789829699.00
29	A. & N. ISLANDS	923800.00	1785200.00	2709000.00	109895.00	101273.00	211168.00	1033695.00	1886473.00	2920168.00
30	CHANDIGARH	366700.00	3070900.00	3437600.00	427200.00	715628.00	1142828.00	793900.00	3786528.00	4580428.00
31	DADRA & NAGAR HAVELI	305300.00	289400.00	594700.00	15624.00	6000.00	21624.00	320924.00	295400.00	616324.00
32	DAMAN & DIU	121100.00	416900.00	538000.00	23900.00	15600.00	39500.00	145000.00	432500.00	577500.00
33	DELHI	6805800.00	30686801.00	37492601.00	2567325.00	1875712.00	4443037.00	9373125.00	32562513.00	41935638.00
34	LAKSHADWEEP	113600.00	645000.00	758600.00	63994.00	54160.00	118154.00	177594.00	699160.00	876754.00
35	PUDUCHERRY	1709639.00	2708464.00	4418103.00	1043076.00	287160.00	1330236.00	2752715.00	2995624.00	5748339.00
TOTAL (U. T. s)		10345939.00	39602665.00	49948604.00	4251014.00	3055533.00	7306547.00	14596953.00	42658198.00	57255151.00
TOTAL (STATES & U. T.)		202555950.00	1365073181.00	1567629131.00	101434500.00	178021219.00	279455719.00	303990450.00	1543094400.00	1847084850.00
CENTRAL TOTAL		321020000.00	90460000.00	411480000.00	119827085.00	46656275.00	166483360.00	440847085.00	137116275.00	577963360.00
GRAND TOTAL		523575950.00	1455533181.00	1979109131.00	221261585.00	224677494.00	445939079.00	744837535.00	1680210675.00	2425048210.00

.. NI CNET ..

STATEMENT NO (3) : PLAN & NON-PLAN BUDGET PROVISION FOR EDUCATION BY ALL DEPARTMENTS
(REVENUE ACCOUNT)
2010-11(BUDGET ESTIMATES)

(RUPEES IN THOUSANDS)

S. NO.	STATE/ UNION TERRITORY	EDUCATION DEPARTMENT			OTHER DEPARTMENTS			TOTAL		
		PLAN	NON-PLAN	TOTAL	PLAN	NON-PLAN	TOTAL	PLAN	NON-PLAN	TOTAL
1	ANDHRA PRADESH	20414668.00	93922955.00	114337623.00	13575708.00	14100849.00	27676557.00	33990376.00	108023804.00	142014180.00
2	ARUNACHAL PRADESH	465267.00	3276897.00	3742164.00	33223.00	200773.00	233996.00	498490.00	3477670.00	3976160.00
3	ASSAM	2549000.00	41166546.00	43715546.00	2298160.00	4934877.00	7233037.00	4847160.00	46101423.00	50948583.00
4	BIHAR	24830224.00	57493273.00	82323497.00	1674721.00	4673318.00	6348039.00	26504945.00	62166591.00	88671536.00
5	CHHATTISGARH	30586571.00	14279612.00	44866183.00	2238759.00	9935479.00	12174238.00	32825330.00	24215091.00	57040421.00
6	GOA	1092095.00	6698350.00	7790445.00	1172380.00	955493.00	2127873.00	2264475.00	7653843.00	9918318.00
7	GUJARAT	11315496.00	75606320.00	86921816.00	11034600.00	5836864.00	16871464.00	22350096.00	81443184.00	103793280.00
8	HARYANA	11936119.00	44725134.00	56661253.00	5544628.00	3996466.00	9541094.00	17480747.00	48721600.00	66202347.00
9	HIMACHAL PRADESH	798619.00	23278884.00	24077503.00	1025471.00	1778240.00	2803711.00	1824090.00	25057124.00	26881214.00
10	JAMMU & KASHMIR	4860895.00	19315759.00	24176654.00	959660.00	3577611.00	4537271.00	5820555.00	22893370.00	28713925.00
11	JHARKHAND	5248800.00	23505246.00	28754046.00	5134904.00	2533389.00	7668293.00	10383704.00	26038635.00	36422339.00
12	KARNATAKA	21513184.00	78825124.00	100338308.00	9276789.00	8627177.00	17903966.00	30789973.00	87452301.00	118242274.00
13	KERALA	4110080.00	62389628.00	66499708.00	4632862.00	7475380.00	12108242.00	8742942.00	69865008.00	78607950.00
14	MADHYA PRADESH	17506523.00	49976031.00	67482554.00	8270619.00	3809715.00	12080334.00	25777142.00	53785746.00	79562888.00
15	MAHARASHTRA	13049619.00	248585886.00	261635505.00	9697494.00	25391768.00	35089262.00	22747113.00	273977654.00	296724767.00
16	MANI PUR	589858.00	4999449.00	5589307.00	345005.00	478548.00	823553.00	934863.00	5477997.00	6412860.00
17	MEGHALAYA	1656150.00	3365304.00	5021454.00	666722.00	435906.00	1102628.00	2322872.00	3801210.00	6124082.00
18	MIZORAM	1355040.00	3068932.00	4423972.00	301668.00	211267.00	512935.00	1656708.00	3280199.00	4936907.00
19	NAGALAND	394500.00	5036895.00	5431395.00	360499.00	490559.00	851058.00	754999.00	5527454.00	6282453.00
20	ODISHA	10742222.00	49921168.00	60663390.00	1418653.00	6033007.00	7451660.00	12160875.00	55954175.00	68115050.00
21	PUNJAB	4736211.00	37733002.00	42469213.00	3383886.00	4596279.00	7980165.00	8120097.00	42329281.00	50449378.00
22	RAJASTHAN	12092139.00	89122529.00	101214668.00	1006586.00	4820738.00	5827324.00	13098725.00	93943267.00	107041992.00
23	SIKKIM	1544731.00	2999233.00	4543964.00	300931.00	149767.00	450698.00	1845662.00	3149000.00	4994662.00
24	TAMIL NADU	10202453.00	106881273.00	117083726.00	9001261.00	13544889.00	22546150.00	19203714.00	120426162.00	139629876.00
25	TRIPURA	1025015.00	6726884.00	7751899.00	776986.00	224170.00	1001156.00	1802001.00	6951054.00	8753055.00
26	UTTARAKHAND	4115106.00	23557151.00	27672257.00	6689814.00	26060411.00	32750225.00	10804920.00	49617562.00	60422482.00
27	UTTAR PRADESH	8707903.00	168881281.00	177589184.00	7458964.00	25790353.00	33249317.00	16166867.00	194671634.00	210838501.00
28	WEST BENGAL	17474523.00	111748554.00	129223077.00	3039367.00	3898077.00	6937444.00	20513890.00	115646631.00	136160521.00
TOTAL (STATES)		244913011.00	1457087300.00	1702000311.00	111320320.00	184561370.00	295881690.00	356233331.00	1641648670.00	1997882001.00
29	A. & N. ISLANDS	931200.00	1589200.00	2520400.00	111804.00	92038.00	203842.00	1043004.00	1681238.00	2724242.00
30	CHANDIGARH	404900.00	2823400.00	3228300.00	289800.00	783175.00	1072975.00	694700.00	3606575.00	4301275.00
31	DADRA & NAGAR HAVELI	325300.00	253800.00	579100.00	19980.00	6500.00	26480.00	345280.00	260300.00	605580.00
32	DAMAN & DIU	112200.00	281200.00	393400.00	43910.00	17500.00	61410.00	156110.00	298700.00	454810.00
33	DELHI	7807500.00	29968859.00	37776359.00	3493220.00	1899698.00	5392918.00	11300720.00	31868557.00	43169277.00
34	LAKSHADWEEP	151000.00	563300.00	714300.00	115121.00	56357.00	171478.00	266121.00	619657.00	885778.00
35	PUDUCHERRY	2110678.00	2182519.00	4293197.00	1258525.00	276228.00	1534753.00	3369203.00	2458747.00	5827950.00
TOTAL (U. T. s)		11842778.00	37662278.00	49505056.00	5332360.00	3131496.00	8463856.00	17175138.00	40793774.00	57968912.00
TOTAL (STATES & U. T.)		256755789.00	1494749578.00	1751505367.00	116652680.00	187692866.00	304345546.00	373408469.00	1682442444.00	2055850913.00
CENTRAL TOTAL		420320000.00	78720000.00	499040000.00	119827085.00	46656275.00	166483360.00	540147085.00	125376275.00	665523360.00
GRAND TOTAL		677075789.00	1573469578.00	2250545367.00	236479765.00	234349141.00	470828906.00	913555554.00	1807818719.00	2721374273.00

.. NI CNET ..

STATEMENT NO (3-A) : PERCENTAGE OF TOTAL PLAN & NON-PLAN BUDGETED EXPENDITURE ON EDUCATION
DEPARTMENT TO THE TOTAL STATE PLAN & NON-PLAN BUDGETED EXPENDITURE
(REVENUE ACCOUNT)

S. NO	STATE/UNI ON TERRI TORY	2008-09(ACTUALS)			2009-10(R. E.)			2010-11(B. E.)		
		PLAN	NON-PLAN	TOTAL	PLAN	NON-PLAN	TOTAL	PLAN	NON-PLAN	TOTAL
1	ANDHRA PRADESH	4.48	13.77	10.91	5.71	14.43	12.22	8.65	14.79	13.13
2	ARUNACHAL PRADESH	21.10	11.47	14.99	11.49	14.80	13.68	3.53	16.19	11.20
3	ASSAM	4.50	31.83	25.86	3.83	17.77	14.66	2.75	17.82	13.51
4	BI HAR	17.99	23.01	21.93	17.32	22.17	21.17	23.99	18.96	20.24
5	CHHATTI SGARH	26.99	9.87	16.60	32.32	12.01	20.86	35.58	12.90	22.81
6	GOA	14.22	14.57	14.51	10.71	15.70	14.69	9.98	17.14	15.57
7	GUJARAT	6.05	18.16	14.91	6.47	19.65	15.80	6.90	20.12	16.10
8	HARYANA	17.53	17.03	17.13	17.27	19.32	18.81	17.59	20.61	19.89
9	HI MACHAL PRADESH	8.79	19.00	18.05	4.61	21.06	19.25	6.63	21.38	19.91
10	JAMMU & KASHMI R	..	10.58	10.20	41.98	12.24	13.60	49.61	11.72	13.85
11	JHARKHAND	6.26	21.07	15.94	9.37	19.40	16.26	8.51	22.64	17.37
12	KARNATAKA	16.58	20.95	19.85	13.54	19.93	18.18	14.22	20.74	18.88
13	KERALA	8.12	20.13	18.76	8.21	21.85	20.08	7.56	21.24	19.10
14	MADHYA PRADESH	14.42	16.95	16.30	15.03	17.88	17.02	13.84	17.11	16.12
15	MAHARASHTRA	6.11	24.33	21.34	4.75	27.35	22.79	5.93	30.06	24.99
16	MANI PUR	5.16	17.00	14.79	7.90	15.26	13.41	5.19	17.17	13.80
17	MEGHALAYA	15.15	15.46	15.35	10.64	16.56	13.99	8.90	15.28	12.36
18	MI ZORAM	16.79	12.88	14.13	14.46	14.69	14.61	13.99	15.79	15.19
19	NAGALAND	5.31	14.32	12.61	6.88	13.67	12.00	3.72	15.24	12.44
20	ODI SHA	9.02	22.09	18.81	12.63	21.91	19.71	13.23	20.49	18.68
21	PUNJAB	12.92	11.82	11.89	15.40	13.13	13.29	17.28	12.31	12.71
22	RAJASTHAN	13.62	23.71	22.01	13.84	23.99	22.30	15.60	24.89	23.23
23	SI KKI M	21.05	8.84	11.59	19.15	12.45	13.94	18.83	13.43	14.88
24	TAMI L NADU	5.41	18.82	16.19	5.88	20.93	17.66	7.39	20.29	17.61
25	TRI PURA	4.91	21.45	17.99	5.47	19.75	16.77	10.97	17.76	16.42
26	UTTARAKHAND	16.49	21.99	20.56	12.03	28.81	24.97	13.84	26.11	23.07
27	UTTAR PRADESH	2.88	17.93	14.51	3.34	17.97	15.10	3.82	19.13	15.99
28	WEST BENGAL	11.26	14.89	14.33	13.00	20.21	18.82	13.25	21.99	20.19
TOTAL (STATES)		9.51	18.80	16.83	10.20	19.91	17.77	11.18	20.29	18.16
29	A. & N. ISLANDS	12.88	13.21	13.12	14.25	14.16	14.19	15.32	13.61	14.20
30	CHANDI GARH	20.81	15.02	15.67	23.13	18.72	19.11	28.45	17.02	17.93
31	DADRA & NAGAR HAVELI	28.01	1.63	3.08	27.05	2.51	4.70	23.45	1.76	3.66
32	DAMAN & DI U	16.40	3.41	4.41	15.48	7.89	8.87	13.24	4.84	5.91
33	DELHI	11.92	28.99	23.25	13.87	31.94	25.83	15.84	30.12	25.39
34	LAKSHADWEEP	18.05	11.63	12.80	11.79	14.08	13.68	13.54	11.99	12.29
35	PUDUCHERRY	14.51	11.88	12.72	13.20	13.49	13.38	12.21	12.34	12.27
TOTAL (U. T.)		13.01	20.23	18.21	14.18	23.78	20.85	15.30	22.10	19.98
TOTAL (STATES & U. T.)		9.61	18.84	16.87	10.35	20.01	17.85	11.32	20.33	18.20

STATEMENT NO (3-B) : PERCENTAGE OF TOTAL PLAN & NON-PLAN BUDGETED EXPENDITURE ON EDUCATION & OTHER
DEPARTMENT TO THE TOTAL STATE PLAN & NON-PLAN BUDGETED EXPENDITURE
(REVENUE ACCOUNT)

S. NO.	STATE/ UNI ON TERRI TORY	2008-09 (ACTUALS)			2009-10 (R. E.)			2010-11 (B. E.)		
		PLAN	NON-PLAN	TOTAL	PLAN	NON-PLAN	TOTAL	PLAN	NON-PLAN	TOTAL
1	ANDHRA PRADESH	10.30	16.06	14.29	11.35	16.59	15.26	14.40	17.01	16.30
2	ARUNACHAL PRADESH	21.75	13.04	16.22	12.79	15.69	14.71	3.78	17.18	11.90
3	ASSAM	10.70	36.36	30.76	7.28	19.91	17.09	5.23	19.96	15.74
4	BI HAR	19.76	24.18	23.23	19.67	23.36	22.60	25.60	20.50	21.80
5	CHHATTI SGARH	29.03	17.27	21.90	35.09	20.82	27.04	38.19	21.87	29.00
6	GOA	21.08	16.72	17.51	18.41	18.10	18.16	20.69	19.58	19.83
7	GUJARAT	11.10	19.83	17.49	11.73	21.43	18.60	13.63	21.67	19.23
8	HARYANA	24.50	19.42	20.39	23.52	21.45	21.96	25.77	22.45	23.24
9	HI MACHAL PRADESH	17.67	20.62	20.35	12.15	22.86	21.67	15.14	23.01	22.23
10	JAMMU & KASHMI R	...	12.66	12.20	49.96	14.37	16.01	59.41	13.90	16.45
11	JHARKHAND	16.89	24.19	21.66	18.52	21.47	20.55	16.84	25.08	22.01
12	KARNATAKA	22.18	23.10	22.87	19.31	22.22	21.42	20.36	23.01	22.25
13	KERALA	17.12	22.32	21.72	15.96	24.44	23.33	16.09	23.78	22.58
14	MADHYA PRADESH	25.34	18.50	20.27	23.75	19.32	20.65	20.38	18.41	19.01
15	MAHARASHTRA	10.06	27.31	24.48	10.14	30.37	26.29	10.34	33.13	28.34
16	MANI PUR	11.23	18.28	16.96	13.73	16.53	15.83	8.22	18.81	15.84
17	MEGHALAYA	24.75	17.34	20.11	14.92	18.71	17.07	12.49	17.26	15.08
18	MI ZORAM	20.15	14.07	16.01	19.45	15.67	16.98	17.11	16.87	16.95
19	NAGALAND	9.42	16.22	14.93	12.98	15.31	14.74	7.12	16.72	14.39
20	ODI SHA	11.42	24.47	21.20	14.62	24.47	22.13	14.98	22.97	20.97
21	PUNJAB	20.62	13.57	13.98	19.62	15.06	15.37	29.62	13.80	15.10
22	RAJASTHAN	15.27	24.88	23.26	15.84	25.23	23.66	16.90	26.23	24.57
23	SI KKI M	26.63	10.59	14.21	27.48	13.10	16.31	22.50	14.10	16.36
24	TAMI L NADU	12.88	21.15	19.52	12.48	23.30	20.95	13.90	22.86	21.00
25	TRI PURA	14.64	21.94	20.41	14.43	20.41	19.17	19.29	18.35	18.54
26	UTTARAKHAND	38.51	46.76	44.62	29.62	60.12	53.14	36.33	54.99	50.37
27	UTTAR PRADESH	9.90	21.59	18.93	7.38	20.90	18.25	7.09	22.06	18.98
28	WEST BENGAL	12.88	15.43	15.04	14.54	20.95	19.71	15.55	22.75	21.27
TOTAL (STATES)		15.35	21.35	20.07	15.36	22.54	20.96	16.26	22.86	21.31
29	A. & N. ISLANDS	14.44	13.87	14.02	15.95	14.96	15.30	17.16	14.40	15.35
30	CHANDI GARH	40.46	18.60	21.05	50.08	23.09	25.47	48.81	21.74	23.88
31	DADRA & NAGAR HAVELI	29.37	1.67	3.20	28.43	2.56	4.87	24.89	1.80	3.83
32	DAMAN & DI U	20.01	3.64	4.91	18.54	8.19	9.52	18.42	5.15	6.84
33	DELHI	19.02	30.67	26.75	19.10	33.89	28.89	22.93	32.03	29.01
34	LAKSHADWEEP	25.36	12.74	15.04	18.43	15.26	15.81	23.86	13.19	15.23
35	PUDUCHERRY	21.03	13.38	15.83	21.26	14.92	17.41	19.49	13.90	16.66
TOTAL (U. T.)		19.85	21.74	21.21	20.00	25.61	23.90	22.18	23.94	23.39
TOTAL (STATES & U. T.)		18.19	21.36	20.10	15.54	22.61	21.04	16.46	22.88	21.37

STATEMENT NO (4) : TOTAL STATE BUDGETED EXPENDITURE ON EDUCATION & TRAINING (REVENUE ACCOUNT)

(RUPEES IN THOUSANDS)

S. NO.	STATE/ UNION TERRITORY	2008-09(ACTUALS)			2009-10(R. E.)			2010-11(B. E.)		
		TOTAL STATE BUDGET	EXP. ON EDN. & TRAN. BY EDU. & OTHER DEPT.	% AGE OF COL(3) TO COL(2)	TOTAL STATE BUDGET	EXP. ON EDN. & TRAN. BY EDU. & OTHER DEPT.	% AGE OF COL(6) TO COL(5)	TOTAL STATE BUDGET	EXP. ON EDN. & TRAN. BY EDU. & OTHER DEPT.	% AGE OF COL(9) TO COL(8)
1	2	3	4	5	6	7	8	9	10	
1	ANDHRA PRADESH	618542200.00	88387758.00	14.29	754636100.00	115166030.00	15.26	871001000.00	142014180.00	16.30
2	ARUNACHAL PRADESH	28716800.00	4657805.00	16.22	40060900.00	5892731.00	14.71	33417200.00	3976160.00	11.90
3	ASSAM	142433100.00	43813237.00	30.76	298159500.00	50948583.00	17.09	323690100.00	50948583.00	15.74
4	BIHAR	285115700.00	66238318.00	23.23	376960000.00	85192501.00	22.60	406783600.00	88671536.00	21.80
5	CHHATTI SGARH	137937000.00	30201986.00	21.90	187338900.00	50658385.00	27.04	196665700.00	57040421.00	29.00
6	GOA	34254100.00	5997932.00	17.51	45401800.00	8247155.00	18.16	50027800.00	9918318.00	19.83
7	GUJARAT	387414500.00	67745634.00	17.49	478054000.00	88928676.00	18.60	539785500.00	103793280.00	19.23
8	HARYANA	205347300.00	41866585.00	20.39	266641600.00	58546820.00	21.96	284826400.00	66202347.00	23.24
9	HIMACHAL PRADESH	94381300.00	19206508.00	20.35	106911300.00	23172223.00	21.67	120934200.00	26881214.00	22.23
10	JAMMU & KASHMIR	124468600.00	15190235.00	12.20	150999200.00	24168311.00	16.01	174555400.00	28713925.00	16.45
11	JHARKHAND	154792100.00	33526732.00	21.66	172272100.00	35398962.00	20.55	165508900.00	36422339.00	22.01
12	KARNATAKA	416592900.00	95269654.00	22.87	458678300.00	98261043.00	21.42	531382900.00	118242274.00	22.25
13	KERALA	282238800.00	61312906.00	21.72	306081200.00	71419932.00	23.33	348103800.00	78607950.00	22.58
14	MADHYA PRADESH	295138800.00	59811583.00	20.27	379768300.00	78414920.00	20.65	418632500.00	79562888.00	19.01
15	MAHARASHTRA	756939100.00	185315494.00	24.48	1012285400.00	266093223.00	26.29	1046984100.00	296724767.00	28.34
16	MANI PUR	26222700.00	4447766.00	16.96	31897800.00	5048443.00	15.83	40497900.00	6412860.00	15.84
17	MEGHALAYA	26827700.00	5395764.00	20.11	35882600.00	6124085.00	17.07	40618800.00	6124082.00	15.08
18	MI ZORAM	23138000.00	3704958.00	16.01	29571400.00	5022129.00	16.98	29122400.00	4936907.00	16.95
19	NAGALAND	28895300.00	4313386.00	14.93	35344300.00	5210958.00	14.74	43652100.00	682453.00	14.39
20	ODISHA	211901200.00	44928856.00	21.20	292418200.00	64721756.00	22.13	324819400.00	68115050.00	20.97
21	PUNJAB	245689900.00	34344662.00	13.98	296037500.00	45495261.00	15.37	334050700.00	50449378.00	15.10
22	RAJASTHAN	342956000.00	79781947.00	23.26	412000000.00	97487659.00	23.66	435617200.00	107041992.00	24.57
23	SIKKIM	22936100.00	3259971.00	14.21	28508600.00	4650434.00	16.31	30530700.00	4994662.00	16.36
24	TAMIL NADU	535902600.00	104604835.00	19.52	593096700.00	124227966.00	20.95	664881700.00	139629876.00	21.00
25	TRIPURA	31294500.00	6387346.00	20.41	44779800.00	8582801.00	19.17	47224200.00	8753055.00	18.54
26	UTTARAKHAND	83953600.00	37459065.00	44.62	120657600.00	64121600.00	53.14	119966800.00	60422482.00	50.37
27	UTTAR PRADESH	759688900.00	143815772.00	18.93	961365300.00	175467600.00	18.25	1110662200.00	210838501.00	18.98
28	WEST BENGAL	516133300.00	77604845.00	15.04	624703500.00	123159512.00	19.71	640137000.00	136160521.00	21.27
TOTAL (STATES)		6819852100.00	1368591540.00	20.07	8540511900.00	1789829699.00	20.96	9374080200.00	1997882001.00	21.31
29	A. & N. ISLANDS	15564100.00	2182833.00	14.02	19089100.00	2920168.00	15.30	17751200.00	2724242.00	15.35
30	CHANDIGARH	14560200.00	3064440.00	21.05	17985700.00	4580428.00	25.47	18009500.00	4301275.00	23.88
31	DADRA & NAGAR HAVELI	14548400.00	465099.00	3.20	12663800.00	616324.00	4.87	15814500.00	605580.00	3.83
32	DAMAN & DIU	6472100.00	317716.00	4.91	6065500.00	577500.00	9.52	6652400.00	454810.00	6.84
33	DELHI	117625500.00	31466108.00	26.75	145149100.00	41935638.00	28.89	148794500.00	43169277.00	29.01
34	LAKSHADWEEP	5029100.00	756347.00	15.04	5544000.00	876754.00	15.81	5814300.00	885778.00	15.23
35	PUDUCHERRY	25704700.00	4068408.00	15.83	33025600.00	5748339.00	17.41	34979100.00	5827950.00	16.66
TOTAL (U. T. s)		199504100.00	42320951.00	21.21	239522800.00	57255151.00	23.90	247815500.00	57968912.00	23.39
TOTAL (STATES & U. T.)		7019356200.00	1410912491.00	20.10	8780034700.00	1847084850.00	21.04	9621895700.00	2055850913.00	21.37
TOTAL (CENTRE)		7937980000.00	479775893.00	6.04	9063550000.00	577963360.00	6.38	9587240000.00	665523360.00	6.94
GRAND TOTAL		14957336200.00	1890688384.00	12.64	17843584700.00	2425048210.00	13.59	19209135700.00	2721374273.00	14.17

... NICNET ...

STATEMENT NO (5) : PLAN & NONPLAN BUDGETED EXPENDITURE ON EDUCATION OF EDUCATION DEPARTMENT
(REVENUE ACCOUNT)

(RUPEES IN THOUSANDS)

2008-09 (ACTUALS)						
S. NO.	STATE/ UNION TERRITORY	TOTAL EXP. ON EDN. OF THE EDN. DEPARTMENT	PLAN EXP. ON EDN. OF THE EDUCATION DEPARTMENT	% AGE OF COL. (3) TO COL. (2)	NON-PLAN EXP. ON EDN. OF THE EDN. DEPARTMENT	% AGE OF COL. (5) TO COL. (2)
1		2	3	4	5	6
1	ANDHRA PRADESH	67510175.00	8508163.00	12.60	59002012.00	87.40
2	ARUNACHAL PRADESH	4304158.00	2212534.00	51.40	2091624.00	48.60
3	ASSAM	36835567.00	1399720.00	3.80	35435847.00	96.20
4	BIHAR	62525040.00	11012232.00	17.61	51512808.00	82.39
5	CHHATTI SGARH	22899113.00	14631611.00	63.90	8267502.00	36.10
6	GOA	4968627.00	883155.00	17.77	4085472.00	82.23
7	GUJARAT	57764441.00	6283072.00	10.88	51481369.00	89.12
8	HARYANA	35173733.00	6869444.00	19.53	28304289.00	80.47
9	HIMACHAL PRADESH	17033054.00	771030.00	4.53	16262024.00	95.47
10	JAMMU & KASHMIR	12698072.00	0.00	0.00	12698072.00	100.00
11	JHARKHAND	24680062.00	3357705.00	13.60	21322357.00	86.40
12	KARNATAKA	82675520.00	17462712.00	21.12	65212808.00	78.88
13	KERALA	52944738.00	2617639.00	4.94	50327099.00	95.06
14	MADHYA PRADESH	48100623.00	10986848.00	22.84	37113775.00	77.16
15	MAHARASHTRA	161519883.00	7586065.00	4.70	153933818.00	95.30
16	MANI PUR	3878672.00	252733.00	6.52	3625939.00	93.48
17	MEGHALAYA	4117246.00	1521350.00	36.95	2595896.00	63.05
18	MIZORAM	3270188.00	1243129.00	38.01	2027059.00	61.99
19	NAGALAND	3643389.00	290712.00	7.98	3352677.00	92.02
20	ODISHA	39867072.00	4784674.00	12.00	35082398.00	88.00
21	PUNJAB	29202837.00	1837799.00	6.29	27365038.00	93.71
22	RAJASTHAN	75501157.00	7860149.00	10.41	67641008.00	89.59
23	SIKKIM	2658875.00	1089746.00	40.99	1569129.00	59.01
24	TAMIL NADU	86739334.00	5696183.00	6.57	81043151.00	93.43
25	TRIPURA	5629881.00	321906.00	5.72	5307975.00	94.28
26	UTTARAKHAND	17262480.00	3584822.00	20.77	13677658.00	79.23
27	UTTAR PRADESH	110196949.00	4986932.00	4.53	105210017.00	95.47
28	WEST BENGAL	73944106.00	9063156.00	12.26	64880950.00	87.74
TOTAL (STATES)		1147544992.00	137115221.00	11.95	1010429771.00	88.05
29	A. & N. ISLANDS	2041542.00	552312.00	27.05	1489230.00	72.95
30	CHANDIGARH	2281549.00	339446.00	14.88	1942103.00	85.12
31	DADRA & NAGAR HAVELI	448264.00	224601.00	50.10	223663.00	49.90
32	DAMAN & DIU	285544.00	82197.00	28.79	203347.00	71.21
33	DELHI	27351807.00	4715521.00	17.24	22636286.00	82.76
34	LAKSHADWEEP	643696.00	165520.00	25.71	478176.00	74.29
35	PUDUCHERRY	3269866.00	1193954.00	36.51	2075912.00	63.49
TOTAL (U. T. s)		36322268.00	7273551.00	20.03	29048717.00	79.97
TOTAL (STATES & U. T.)		1183867260.00	144388772.00	12.20	1039478488.00	87.80
TOTAL (CENTRE)		344356700.00	284092800.00	82.50	60263900.00	17.50
GRAND TOTAL		1528223960.00	428481572.00	28.04	1099742388.00	71.96

... NI CNET ...

STATEMENT NO (5) : PLAN & NONPLAN BUDGETED EXPENDITURE ON EDUCATION OF EDUCATION DEPARTMENT
(REVENUE ACCOUNT)

(RUPEES IN THOUSANDS)

2009-10 (REVISED ESTIMATES)						
S. NO.	STATE/ UNION TERRITORY	TOTAL EXP. ON EDN. OF THE EDN. DEPARTMENT	PLAN EXP. ON EDN. OF THE EDUCATION DEPARTMENT	% AGE OF COL. (8) TO COL. (7)	NON-PLAN EXP. ON EDN. OF THE EDN. DEPARTMENT	% AGE OF COL. (10) TO COL. (7)
1		7	8	9	10	11
1	ANDHRA PRADESH	92201346.00	10914271.00	11.84	81287075.00	88.16
2	ARUNACHAL PRADESH	5480415.00	1562241.00	28.51	3918174.00	71.49
3	ASSAM	43715546.00	2549000.00	5.83	41166546.00	94.17
4	BIHAR	79805887.00	13452300.00	16.86	66353587.00	83.14
5	CHHATTISGARH	39078732.00	26387297.00	67.52	12691435.00	32.48
6	GOA	6668662.00	989114.00	14.83	5679548.00	85.17
7	GUJARAT	75532653.00	9021752.00	11.94	66510901.00	88.06
8	HARYANA	50161457.00	11329835.00	22.59	38831622.00	77.41
9	HIMACHAL PRADESH	20576841.00	543697.00	2.64	20033144.00	97.36
10	JAMMU & KASHMIR	20539695.00	2911761.00	14.18	17627934.00	85.82
11	JHARKHAND	28013474.00	5056091.00	18.05	22957383.00	81.95
12	KARNATAKA	83379274.00	17065023.00	20.47	66314251.00	79.53
13	KERALA	61446286.00	3271164.00	5.32	58175122.00	94.68
14	MADHYA PRADESH	64651300.00	17152579.00	26.53	47498721.00	73.47
15	MAHARASHTRA	230649362.00	9713685.00	4.21	220935677.00	95.79
16	MANI PUR	4278877.00	631056.00	14.75	3647821.00	85.25
17	MEGHALAYA	5021457.00	1656153.00	32.98	3365304.00	67.02
18	MIZORAM	4319638.00	1486840.00	34.42	2832798.00	65.58
19	NAGALAND	4242427.00	595719.00	14.04	3646708.00	85.96
20	ODISHA	57623040.00	8755218.00	15.19	48867822.00	84.81
21	PUNJAB	39333165.00	3096316.00	7.87	36236849.00	92.13
22	RAJASTHAN	91868269.00	9500176.00	10.34	82368093.00	89.66
23	SIKKIM	3975012.00	1217628.00	30.63	2757384.00	69.37
24	TAMIL NADU	104725136.00	7575156.00	7.23	97149980.00	92.77
25	TRIPURA	7511463.00	509566.00	6.78	7001897.00	93.22
26	UTTARAKHAND	30125336.00	3321592.00	11.03	26803744.00	88.97
27	UTTAR PRADESH	145163787.00	6288295.00	4.33	138875492.00	95.67
28	WEST BENGAL	117591990.00	15656486.00	13.31	101935504.00	86.69
TOTAL (STATES)		1517680527.00	192210011.00	12.66	1325470516.00	87.34
29	A. & N. ISLANDS	2709000.00	923800.00	34.10	1785200.00	65.90
30	CHANDIGARH	3437600.00	366700.00	10.67	3070900.00	89.33
31	DADRA & NAGAR HAVELI	594700.00	305300.00	51.34	289400.00	48.66
32	DAMAN & DIU	538000.00	121100.00	22.51	416900.00	77.49
33	DELHI	37492601.00	6805800.00	18.15	30686801.00	81.85
34	LAKSHADWEEP	758600.00	113600.00	14.97	645000.00	85.03
35	PUDUCHERRY	4418103.00	1709639.00	38.70	2708464.00	61.30
TOTAL (U. T. s)		49948604.00	10345939.00	20.71	39602665.00	79.29
TOTAL (STATES & U. T.)		1567629131.00	202555950.00	12.92	1365073181.00	87.08
TOTAL (CENTRE)		411480000.00	321020000.00	78.02	90460000.00	21.98
GRAND TOTAL		1979109131.00	523575950.00	26.46	1455533181.00	73.54

... NICNET ...

STATEMENT NO (5) : PLAN & NONPLAN BUDGETED EXPENDITURE ON EDUCATION OF EDUCATION DEPARTMENT
(REVENUE ACCOUNT)

(RUPEES IN THOUSANDS)

2010-11 (BUDGET ESTIMATES)						
S. NO.	STATE/ UNION TERRITORY	TOTAL EXP. ON EDN. OF THE EDN. DEPARTMENT	PLAN EXP. ON EDN. OF THE EDUCATION DEPARTMENT	% AGE OF COL. (13) TO COL. (12)	NON-PLAN EXP. ON EDN. OF THE EDN. DEPARTMENT	% AGE OF COL. (15) TO COL. (12)
1		12	13	14	15	16
1	ANDHRA PRADESH	114337623.00	20414668.00	17.85	93922955.00	82.15
2	ARUNACHAL PRADESH	3742164.00	465267.00	12.43	3276897.00	87.57
3	ASSAM	43715546.00	2549000.00	5.83	41166546.00	94.17
4	BIHAR	82323497.00	24830224.00	30.16	57493273.00	69.84
5	CHHATTISGARH	44866183.00	30586571.00	68.17	14279612.00	31.83
6	GOA	7790445.00	1092095.00	14.02	6698350.00	85.98
7	GUJARAT	86921816.00	11315496.00	13.02	75606320.00	86.98
8	HARYANA	56661253.00	11936119.00	21.07	44725134.00	78.93
9	HIMACHAL PRADESH	24077503.00	798619.00	3.32	23278884.00	96.68
10	JAMMU & KASHMIR	24176654.00	4860895.00	20.11	19315759.00	79.89
11	JHARKHAND	28754046.00	5248800.00	18.25	23505246.00	81.75
12	KARNATAKA	100338308.00	21513184.00	21.44	78825124.00	78.56
13	KERALA	66499708.00	4110080.00	6.18	62389628.00	93.82
14	MADHYA PRADESH	67482554.00	17506523.00	25.94	49976031.00	74.06
15	MAHARASHTRA	261635505.00	13049619.00	4.99	248585886.00	95.01
16	MANI PUR	5589307.00	589858.00	10.55	4999449.00	89.45
17	MEGHALAYA	5021454.00	1656150.00	32.98	3365304.00	67.02
18	MIZORAM	4423972.00	1355040.00	30.63	3068932.00	69.37
19	NAGALAND	5431395.00	394500.00	7.26	5036895.00	92.74
20	ODISHA	60663390.00	10742222.00	17.71	49921168.00	82.29
21	PUNJAB	42469213.00	4736211.00	11.15	37733002.00	88.85
22	RAJASTHAN	101214668.00	12092139.00	11.95	89122529.00	88.05
23	SIKKIM	4543964.00	1544731.00	34.00	2999233.00	66.00
24	TAMIL NADU	117083726.00	10202453.00	8.71	106881273.00	91.29
25	TRIPURA	7751899.00	1025015.00	13.22	6726884.00	86.78
26	UTTARAKHAND	27672257.00	4115106.00	14.87	23557151.00	85.13
27	UTTAR PRADESH	177589184.00	8707903.00	4.90	168881281.00	95.10
28	WEST BENGAL	129223077.00	17474523.00	13.52	111748554.00	86.48
TOTAL (STATES)		1702000311.00	244913011.00	14.39	1457087300.00	85.61
29	A. & N. ISLANDS	2520400.00	931200.00	36.95	1589200.00	63.05
30	CHANDIGARH	3228300.00	404900.00	12.54	2823400.00	87.46
31	DADRA & NAGAR HAVELI	579100.00	325300.00	56.17	253800.00	43.83
32	DAMAN & DIU	393400.00	112200.00	28.52	281200.00	71.48
33	DELHI	37776359.00	7807500.00	20.67	29968859.00	79.33
34	LAKSHADWEEP	714300.00	151000.00	21.14	563300.00	78.86
35	PUDUCHERRY	4293197.00	2110678.00	49.16	2182519.00	50.84
TOTAL (U. T. s)		49505056.00	11842778.00	23.92	37662278.00	76.08
TOTAL (STATES & U. T.)		1751505367.00	256755789.00	14.66	1494749578.00	85.34
TOTAL (CENTRE)		499040000.00	420320000.00	84.23	78720000.00	15.77
GRAND TOTAL		2250545367.00	677075789.00	30.08	1573469578.00	69.92

... NICNET ...

STATEMENT NO. (6): TOTAL PLAN BUDGETED EXPENDITURE ON EDUCATION BY ALL DEPARTMENTS
(REVENUE ACCOUNT)

(RUPEES IN THOUSANDS)

SL. NO.	STATE/UNI ON TERRITORY	2008-09 (ACTUALS)				2009-10 (R. E.)				2010-11 (B. E.)			
		PLAN EXP. BY EDN. DEPARTMENT	PLAN EXP. BY OTHER DEPARTMENT	TOTAL PLAN EXPENDITURE	%AGE OF PLAN EXP. ON EDN.	PLAN EXP. BY EDN. DEPARTMENT	PLAN EXP. BY OTHER DEPARTMENT	TOTAL PLAN EXPENDITURE	%AGE OF PLAN EXP. ON EDN.	PLAN EXP. BY EDN. DEPARTMENT	PLAN EXP. BY OTHER DEPARTMENT	TOTAL PLAN EXPENDITURE	%AGE OF PLAN EXP. ON EDN.
1	ANDHRA PRADESH	8508163.00	11058855.00	19567018.00	22.14	10914271.00	10786166.00	21700437.00	18.84	20414668.00	13575708.00	33990376.00	23.93
2	ARUNACHAL PRADESH	2212534.00	68432.00	2280966.00	48.97	1562241.00	176747.00	1738988.00	29.51	465267.00	33223.00	498490.00	12.54
3	ASSAM	1399720.00	1927522.00	3327242.00	7.59	2549000.00	2298160.00	4847160.00	9.51	2549000.00	2298160.00	4847160.00	9.51
4	BI HAR	11012232.00	1078594.00	12090826.00	18.25	13452300.00	1822309.00	15274609.00	17.93	24830224.00	1674721.00	26504945.00	29.89
5	CHHATTI SGARH	14631611.00	1107085.00	15738696.00	52.11	26387297.00	2260047.00	28647344.00	56.55	30586571.00	2238759.00	32825330.00	57.55
6	GOA	883155.00	425880.00	1309035.00	21.82	989114.00	710623.00	1699737.00	20.61	1092095.00	1172380.00	2264475.00	22.83
7	GUJARAT	6283072.00	5244169.00	11527241.00	17.02	9021752.00	7348925.00	16370677.00	18.41	11315496.00	11034600.00	22350096.00	21.53
8	HARYANA	6869444.00	2728381.00	9597825.00	22.92	11329835.00	4101235.00	15431070.00	26.36	11936119.00	5544628.00	17480747.00	26.41
9	HI MACHAL PRADESH	771030.00	779366.00	1550396.00	8.07	543697.00	890035.00	1433732.00	6.19	798619.00	1025471.00	1824090.00	6.79
10	JAMMU & KASHMI R	0.00	2911761.00	553559.00	3465320.00	14.34	4860895.00	959660.00	5820555.00	20.27
11	JHARKHAND	3357705.00	5696540.00	9054245.00	27.01	5056091.00	4936719.00	9992810.00	28.23	5248800.00	5134904.00	10383704.00	28.51
12	KARNATAKA	17462712.00	5891333.00	23354045.00	24.51	17065023.00	7258611.00	24323634.00	24.75	21513184.00	9276789.00	30789973.00	26.04
13	KERALA	2617639.00	2899678.00	5517317.00	9.00	3271164.00	3089535.00	6360699.00	8.91	4110080.00	4632862.00	8742942.00	11.12
14	MADHYA PRADESH	10986848.00	8326823.00	19313671.00	32.29	17152579.00	9954637.00	27107216.00	34.57	17506523.00	8270619.00	25777142.00	32.40
15	MAHARASHTRA	7586065.00	4910609.00	12496674.00	6.74	9713685.00	11025768.00	20739453.00	7.79	13049619.00	9697494.00	22747113.00	7.67
16	MANI PUR	252733.00	297556.00	550289.00	12.37	631056.00	465529.00	1096585.00	21.72	589858.00	345005.00	934863.00	14.58
17	MEGHALAYA	1521350.00	963023.00	2484373.00	46.04	1656153.00	666722.00	2322875.00	37.93	1656150.00	666722.00	2322872.00	37.93
18	MI ZORAM	1243129.00	249009.00	1492138.00	40.27	1486840.00	513337.00	2000177.00	39.83	1355040.00	301668.00	1656708.00	33.56
19	NAGALAND	290712.00	225258.00	515970.00	11.96	595719.00	528828.00	1124547.00	21.58	394500.00	360499.00	754999.00	12.02
20	ODI SHA	4784674.00	1273400.00	6058074.00	13.48	8755218.00	1384478.00	10139696.00	15.67	10742222.00	1418653.00	12160875.00	17.85
21	PUNJAB	1837799.00	1094944.00	2932743.00	8.54	3096316.00	848340.00	3944656.00	8.67	4736211.00	3383886.00	8120097.00	16.10
22	RAJASTHAN	7860149.00	951078.00	8811227.00	11.04	9500176.00	1370693.00	10870869.00	11.15	12092139.00	1006586.00	13098725.00	12.24
23	SI KKI M	1089746.00	288776.00	1378522.00	42.29	1217628.00	530401.00	1748029.00	37.59	1544731.00	300931.00	1845662.00	36.95
24	TAMI L. NADU	5696183.00	7873741.00	13569924.00	12.97	7575156.00	8502023.00	16077179.00	12.94	10202453.00	9001261.00	19203714.00	13.75
25	TRI PURA	321906.00	636842.00	958748.00	15.01	509566.00	836143.00	1345709.00	15.68	1025015.00	776986.00	1802001.00	20.59
26	UTTARAKHAND	3584822.00	4788121.00	8372943.00	22.35	3321592.00	4856658.00	8178250.00	12.75	4115106.00	6689814.00	10804920.00	17.88
27	UTTAR PRADESH	4986932.00	12133805.00	17120737.00	11.90	6288295.00	7612133.00	13900428.00	7.92	8707903.00	7458964.00	16166867.00	7.67
28	WEST BENGAL	9063156.00	1302147.00	10365303.00	13.36	15656486.00	1855125.00	17511611.00	14.22	17474523.00	3039367.00	20513890.00	15.07
TOTAL STATES		137115221.00	84220967.00	221336188.00	16.17	192210011.00	97183486.00	289393497.00	16.17	244913011.00	111320320.00	356233331.00	17.83
29	A. & N. I SLANDS	552312.00	67131.00	619443.00	28.38	923800.00	109895.00	1033695.00	35.40	931200.00	111804.00	1043004.00	38.29
30	CHANDI GARH	339446.00	320730.00	660176.00	21.54	366700.00	427200.00	793900.00	17.33	404900.00	289800.00	694700.00	16.15
31	DADRA & NAGAR HAVELI	224601.00	10939.00	235540.00	50.64	305300.00	15624.00	320924.00	52.07	325300.00	19980.00	345280.00	57.02
32	DAMAN & DI U	82197.00	18102.00	100299.00	31.57	121100.00	23900.00	145000.00	25.11	112200.00	43910.00	156110.00	34.32
33	DELHI	4715521.00	2806189.00	7521710.00	23.90	6805800.00	2567325.00	9373125.00	22.35	7807500.00	3493220.00	11300720.00	26.18
34	LAKSHADWEEP	165520.00	66969.00	232489.00	30.74	113600.00	63994.00	177594.00	20.26	151000.00	115121.00	266121.00	30.04
35	PUDUCHERRY	1193954.00	537204.00	1731158.00	42.55	1709639.00	1043076.00	2752715.00	47.89	2110678.00	1258525.00	3369203.00	57.81
TOTAL U. T.		7273551.00	3827264.00	11100815.00	26.23	10345939.00	4251014.00	14596953.00	25.49	11842778.00	5332360.00	17175138.00	29.63
TOTAL (STATES & UTs)		144388772.00	88048231.00	232437003.00	16.47	202555950.00	101434500.00	303990450.00	16.46	256755789.00	116652680.00	373408469.00	18.16
TOTAL (CENTRE)		284092800.00	98181842.00	382274642.00	46.39	321020000.00	119827085.00	440847085.00	44.56	420320000.00	119827085.00	540147085.00	46.38
GRAND TOTAL		428481572.00	186230073.00	614711645.00	27.50	523575950.00	221261585.00	744837535.00	26.26	677075789.00	236479765.00	913555554.00	28.37

.. NI CNET.

STATEMENT NO. (7): PLAN & NON-PLAN BUDGETED EXPENDITURE ON ELEMENTARY EDUCATION

ACCOUNT: REVENUE ACCOUNT
PROGRAM: TOTAL EXPENDITURE

(RUPEES IN THOUSANDS)

SL. NO.	STATE/UNION TERRITORY	2008-09(ACTUALS)				2009-10(R. E.)				2010-11(B. E.)			
		PLAN	NON-PLAN	TOTAL	% AGE TO TOTAL EXP. ON EDUCATION	PLAN	NON-PLAN	TOTAL	% AGE TO TOTAL EXP. ON EDUCATION	PLAN	NON-PLAN	TOTAL	% AGE TO TOTAL EXP. ON EDUCATION
1	ANDHRA PRADESH	3330897.00	27799012.00	31129909.00	46.11	3497137.00	38947679.00	42444816.00	46.03	7402356.00	45516221.00	52918577.00	46.28
2	ARUNACHAL PRADESH	1020401.00	1425477.00	2445878.00	56.83	986744.00	2518839.00	3505583.00	63.97	264945.00	2133357.00	2398302.00	64.09
3	ASSAM	986000.00	19306477.00	20292477.00	55.09	1243500.00	23393520.00	24637020.00	56.36	1243500.00	23393520.00	24637020.00	56.36
4	BIHAR	10313150.00	27421198.00	37734348.00	60.35	11790976.00	41108143.00	52899119.00	66.28	17050000.00	31326139.00	48376139.00	58.76
5	CHHATTI SGARH	10640400.00	5680416.00	16320816.00	71.27	17758881.00	8110630.00	25869511.00	66.20	20088633.00	8589400.00	28678033.00	63.92
6	GOA	148025.00	1016489.00	1164514.00	23.44	123288.00	1363107.00	1486395.00	22.29	159564.00	1450435.00	1609999.00	20.67
7	GUJARAT	3506466.00	29289327.00	32795793.00	56.78	4327462.00	41160570.00	45488032.00	60.22	5113286.00	51578478.00	56691764.00	65.22
8	HARYANA	1970408.00	13900245.00	15870653.00	45.12	4987550.00	19607280.00	24594830.00	49.03	5100700.00	22785036.00	27885736.00	49.21
9	HIMACHAL PRADESH	542710.00	9597542.00	10140252.00	59.53	310287.00	12332868.00	12643155.00	61.44	416808.00	14395682.00	14812490.00	61.52
10	JAMMU & KASHMIR	0.00	5720793.00	5720793.00	45.05	2188799.00	7615399.00	9804198.00	47.73	3466716.00	8152169.00	11618885.00	48.06
11	JHARKHAND	2429791.00	13502520.00	15932311.00	64.56	3545502.00	15422532.00	18968034.00	67.71	3094800.00	17289100.00	20383900.00	70.89
12	KARNATAKA	10573676.00	36666883.00	47240559.00	57.14	8246557.00	36715857.00	44962414.00	53.93	9004124.00	41698972.00	50703096.00	50.53
13	KERALA	137337.00	21168493.00	21305830.00	40.24	141800.00	23082597.00	23224397.00	37.80	970700.00	25021090.00	25991790.00	39.09
14	MADHYA PRADESH	7952490.00	23707023.00	31659513.00	65.82	11733542.00	28908435.00	40641977.00	62.86	12917991.00	30237064.00	43155055.00	63.95
15	MAHARASHTRA	4029753.00	71746771.00	75776524.00	46.91	4858650.00	101592864.00	106451514.00	46.15	6801119.00	11872953.00	118674072.00	45.36
16	MANI PUR	118030.00	1866990.00	1985020.00	51.18	309285.00	1600310.00	1909595.00	44.63	309285.00	2183034.00	2492319.00	44.59
17	MEGHALAYA	688000.00	1322154.00	2010154.00	48.82	903000.00	1538336.00	2441336.00	48.62	903000.00	1538336.00	2441336.00	48.62
18	MI ZORAM	520530.00	1152433.00	1672963.00	51.16	581682.00	1646141.00	2227823.00	51.57	565970.00	1783745.00	2349715.00	53.11
19	NAGALAND	109980.00	2320292.00	342072.00	9.39	308072.00	2129953.00	2438025.00	57.47	286500.00	2465157.00	2751657.00	50.66
20	ODI SHA	3228052.00	19132553.00	22360605.00	56.09	5946839.00	25792522.00	31739361.00	55.08	7377001.00	25991675.00	33368676.00	55.01
21	PUNJAB	1376657.00	4526315.00	5902972.00	20.21	2286030.00	6160142.00	8446172.00	21.47	3980601.00	6586002.00	10566603.00	24.88
22	RAJASTHAN	6872094.00	37429508.00	44301602.00	58.68	8027698.00	45323711.00	53351409.00	58.07	9993478.00	48202484.00	58195962.00	57.50
23	SIKKIM	451514.00	786513.00	1238027.00	46.56	341282.00	1079707.00	1420989.00	35.75	700471.00	1359771.00	2060242.00	45.34
24	TAMIL NADU	3641219.00	34098568.00	37739787.00	43.51	4558394.00	38031187.00	42589581.00	40.67	6691998.00	41519645.00	48211643.00	41.18
25	TRI PURA	111162.00	2089816.00	2200978.00	39.09	134394.00	2091849.00	2226243.00	29.64	343200.00	1870260.00	2213460.00	28.55
26	UTTARAKHAND	780081.00	6477526.00	7257607.00	42.04	1066713.00	12542515.00	13609228.00	45.18	1475292.00	11640403.00	13115695.00	47.40
27	UTTAR PRADESH	2606550.00	62930712.00	65537262.00	59.47	630004.00	82053206.00	82683210.00	56.96	2520003.00	90900162.00	93420165.00	52.60
28	WEST BENGAL	6513931.00	20227571.00	26741502.00	36.16	10963650.00	29223600.00	40187250.00	34.18	11608400.00	30235173.00	41843573.00	32.38
	TOTAL STATES	84599304.00	500221417.00	584820721.00	50.96	111797718.00	651093499.00	762891217.00	50.27	139850441.00	701715463.00	841565904.00	49.45
29	A. & N. ISLANDS	240066.00	867532.00	1107598.00	54.25	485400.00	974958.00	1460358.00	53.91	492100.00	870167.00	1362267.00	54.05
30	CHANDI GARH	170569.00	532061.00	702630.00	30.80	203700.00	789000.00	992700.00	28.88	276200.00	781100.00	1057300.00	32.75
31	DADRA & NAGAR HAVELI	146524.00	176826.00	323350.00	72.13	170100.00	229400.00	399500.00	67.18	211000.00	200830.00	411830.00	71.12
32	DAMAN & DIU	21781.00	104067.00	125848.00	44.07	35600.00	221800.00	257400.00	47.84	38500.00	138900.00	177400.00	45.09
33	DELHI	1543214.00	4993531.00	6536745.00	23.90	3111000.00	4970873.00	8081873.00	21.56	3335000.00	5574000.00	8909000.00	23.58
34	LAKSHADWEEP	59844.00	236319.00	296163.00	46.01	33700.00	333000.00	366700.00	48.34	64000.00	284300.00	348300.00	48.76
35	PUDUCHERRY	325735.00	952907.00	1278642.00	39.10	468837.00	1145850.00	1614687.00	36.55	462481.00	954252.00	1416733.00	33.00
	TOTAL U. T.	2507733.00	7863243.00	10370976.00	28.55	4508337.00	8664881.00	13173218.00	26.37	4879281.00	8803549.00	13682830.00	27.64
	TOTAL (STATE & UTs)	87107037.00	508084660.00	595191697.00	50.28	116306055.00	659758380.00	776064435.00	49.51	144729722.00	710519012.00	855248734.00	48.83
	CENTRE TOTAL	194777800.00	39000.00	194816800.00	55.37	208874500.00	61000.00	208935500.00	50.35	250610000.00	57000.00	250667000.00	50.00
	GRAND TOTAL	281884837.00	508123660.00	790008497.00	51.44	325180555.00	659819380.00	984999935.00	49.68	395339722.00	710576012.00	1105915734.00	49.09

STATEMENT NO. (8): PLAN & NON-PLAN BUDGETED EXPENDITURE ON ELEMENTARY EDUCATION (Sub-head wise)

ACCOUNT: REVENUE ACCOUNT
PROGRAM: DIRECTI ON, I NSPECTI ON & ADMINI STRATI ON

(RUPEES I N THOUSANDS)

SL. NO.	STATE/UNI ON TERRITORY	2008-09(ACTUALS)				2009-10(R. E.)				2010-11(B. E.)			
		PLAN	NON-PLAN	TOTAL	% AGE TO TOTAL EXP. ON PMY. EDN.	PLAN	NON-PLAN	TOTAL	% AGE TO TOTAL EXP. ON PMY. EDN.	PLAN	NON-PLAN	TOTAL	% AGE TO TOTAL EXP. ON PMY. EDN.
1	ANDHRA PRADESH	1868394.00	0.00	1868394.00	6.00	2146565.00	0.00	2146565.00	5.06	4484656.00	0.00	4484656.00	8.47
2	ARUNACHAL PRADESH	311348.00	1362325.00	1673673.00	68.43	517162.00	2518839.00	3036001.00	86.60	18400.00	2093357.00	2111757.00	88.05
3	ASSAM	2500.00	1812028.00	1814528.00	8.94	3139.00	1677906.00	1681045.00	6.82	3139.00	1677906.00	1681045.00	6.82
4	BI HAR	1000.00	366054.00	367054.00	0.97	118939.00	1156360.00	1275299.00	2.41	270000.00	597083.00	867083.00	1.79
5	CHHATTI SGARH	111325.00	203318.00	314643.00	1.93	185400.00	323780.00	509180.00	1.97	176900.00	356890.00	533790.00	1.86
6	GOA	0.00	40404.00	40404.00	3.47	0.00	54053.00	54053.00	3.64	0.00	59153.00	59153.00	3.67
7	GUJARAT	12884.00	130749.00	143633.00	0.44	6660.00	161743.00	168403.00	0.37	17510.00	284019.00	301529.00	0.53
8	HARYANA	820.00	330178.00	330998.00	2.09	3000.00	328414.00	331414.00	1.35	3200.00	383677.00	386877.00	1.39
9	HI MACHAL PRADESH	0.00	236151.00	236151.00	2.33	0.00	786169.00	786169.00	6.22	0.00	948966.00	948966.00	6.41
10	JAMMU & KASHMI R	0.00	3093364.00	3093364.00	54.07	0.00	4034992.00	4034992.00	41.16	0.00	4364555.00	4364555.00	37.56
11	JHARKHAND	0.00	196915.00	196915.00	1.24	0.00	242921.00	242921.00	1.28	0.00	253849.00	253849.00	1.25
12	KARNATAKA	5218.00	188443.00	193661.00	0.41	6000.00	202093.00	208093.00	0.46	6000.00	203436.00	209436.00	0.41
13	KERALA	0.00	291695.00	291695.00	1.37	0.00	323874.00	323874.00	1.39	0.00	354126.00	354126.00	1.36
14	MADHYA PRADESH	0.00	435768.00	435768.00	1.38	0.00	564112.00	564112.00	1.39	0.00	591088.00	591088.00	1.37
15	MAHARASHTRA	0.00	822920.00	822920.00	1.09	0.00	1192088.00	1192088.00	1.12	0.00	1379028.00	1379028.00	1.16
16	MANI PUR	7575.00	92876.00	100451.00	5.06	13000.00	57974.00	70974.00	3.72	13000.00	75809.00	88809.00	3.56
17	MEGHALAYA	9400.00	41056.00	50456.00	2.51	14800.00	49570.00	64370.00	2.64	14800.00	49570.00	64370.00	2.64
18	MI ZORAM	9490.00	24876.00	34366.00	2.05	19150.00	31300.00	50450.00	2.26	12250.00	35090.00	47340.00	2.01
19	NAGALAND	0.00	485431.00	485431.00	2.17	0.00	595449.00	595449.00	1.88	0.00	598855.00	598855.00	1.79
20	ODI SHA	0.00	87700.00	87700.00	1.49	0.00	134806.00	134806.00	1.60	0.00	145395.00	145395.00	1.38
21	PUNJAB	4037.00	945326.00	949363.00	2.14	4930.00	1039617.00	1044547.00	1.96	7398.00	923224.00	930622.00	1.60
22	RAJASTHAN	0.00	980443.00	980443.00	2.60	0.00	1086313.00	1086313.00	2.55	0.00	1252513.00	1252513.00	2.60
23	SI KKI M	0.00	88519.00	89380.00	4.06	3398.00	74286.00	77684.00	3.49	5200.00	74137.00	79337.00	3.58
24	TAMI L NADU	0.00	193.00	193.00	0.00	0.00	0.00	0.00	0.00	0.00	0.00	0.00	0.00
25	TRI PURA	861.00	624639.00	624639.00	0.95	0.00	708566.00	708566.00	0.86	0.00	784032.00	784032.00	0.84
26	UTTARAKHAND	0.00	329435.00	329435.00	1.23	5000.00	477457.00	482457.00	1.20	5000.00	525909.00	530909.00	1.27
27	UTTAR PRADESH	0.00	329435.00	329435.00	1.23	5000.00	477457.00	482457.00	1.20	5000.00	525909.00	530909.00	1.27
28	WEST BENGAL	0.00	329435.00	329435.00	1.23	5000.00	477457.00	482457.00	1.20	5000.00	525909.00	530909.00	1.27
TOTAL STATES		2344852.00	13210806.00	15555658.00	2.66	3047143.00	17822682.00	20869825.00	2.74	5037453.00	18011667.00	23049120.00	2.74
29	A. & N. ISLANDS	0.00	0.00	0.00	0.00	0.00	0.00	0.00	0.00	0.00	0.00	0.00	0.00
30	CHANDI GARH	124987.00	502790.00	627777.00	89.35	121700.00	757100.00	878800.00	88.53	64200.00	736550.00	800750.00	75.74
31	DADRA & NAGAR HAVELI	0.00	0.00	0.00	0.00	0.00	0.00	0.00	0.00	0.00	0.00	0.00	0.00
32	DAMAN & DI U	0.00	0.00	0.00	0.00	0.00	0.00	0.00	0.00	0.00	0.00	0.00	0.00
33	DELHI	0.00	0.00	0.00	0.00	0.00	0.00	0.00	0.00	0.00	0.00	0.00	0.00
34	LAKSHADWEEP	0.00	0.00	0.00	0.00	0.00	0.00	0.00	0.00	0.00	0.00	0.00	0.00
35	PUDUCHERRY	0.00	0.00	0.00	0.00	0.00	0.00	0.00	0.00	0.00	0.00	0.00	0.00
TOTAL U. T.		124987.00	502790.00	627777.00	6.05	121700.00	757100.00	878800.00	6.67	64200.00	736550.00	800750.00	5.85
TOTAL (STATE & UTs)		2469839.00	13713596.00	16183435.00	2.72	3168843.00	18579782.00	21748625.00	2.80	5101653.00	18748217.00	23849870.00	2.79

.. NI CNET ..

STATEMENT NO. (8): PLAN & NON-PLAN BUDGETED EXPENDITURE ON ELEMENTARY EDUCATION (Sub-head wise)

ACCOUNT: REVENUE ACCOUNT
PROGRAM: GOVERNMENT PRIMARY SCHOOLS

(RUPEES IN THOUSANDS)

SL. NO.	STATE/UNI ON TERRITORY	2008-09(ACTUALS)				2009-10(R. E.)				2010-11(B. E.)			
		PLAN	NON-PLAN	TOTAL	% AGE TO TOTAL EXP. ON PMY. EDN.	PLAN	NON-PLAN	TOTAL	% AGE TO TOTAL EXP. ON PMY. EDN.	PLAN	NON-PLAN	TOTAL	% AGE TO TOTAL EXP. ON PMY. EDN.
1	ANDHRA PRADESH	5700.00	1720053.00	1725753.00	5.54	5000.00	2289443.00	2294443.00	5.41	6500.00	2672078.00	2678578.00	5.06
2	ARUNACHAL PRADESH
3	ASSAM	0.00	17366088.00	17366088.00	85.58	0.00	21521616.00	21521616.00	87.35	0.00	21521616.00	21521616.00	87.35
4	BI HAR	1462150.00	22320874.00	23783024.00	63.03	3637537.00	26332939.00	29970476.00	56.66	60000.00	24809039.00	24869039.00	51.41
5	CHHATTI SGARH	3920796.00	4533944.00	8454740.00	51.80	8581604.00	6057670.00	14639274.00	56.59	8810454.00	6381970.00	15192424.00	52.98
6	GOA
7	GUJARAT
8	HARYANA	2108.00	13167484.00	13169592.00	82.98	1850000.00	18778510.00	20628510.00	83.87	2500000.00	21901108.00	24401108.00	87.50
9	HI MACHAL PRADESH	85793.00	8641935.00	8727728.00	86.07	89411.00	10878583.00	10967994.00	86.75	87154.00	13072909.00	13160063.00	88.84
10	JAMMU & KASHMI R	0.00	2627429.00	2627429.00	45.93	2188799.00	3580407.00	5769206.00	58.84	3466716.00	3787614.00	7254330.00	62.44
11	JHARKHAND	143787.00	12596742.00	12740529.00	79.97	454400.00	14325898.00	14780298.00	77.92	82700.00	16164004.00	16246704.00	79.70
12	KARNATAKA
13	KERALA	0.00	6858333.00	6858333.00	32.19	0.00	7802744.00	7802744.00	33.60	0.00	8402540.00	8402540.00	32.33
14	MADHYA PRADESH	6951342.00	18184779.00	25136121.00	79.40	10974505.00	21244864.00	32219369.00	79.28	11071892.00	20839896.00	31911788.00	73.95
15	MAHARASHTRA
16	MANI PUR	26075.00	1261820.00	1287895.00	64.88	0.00	1413324.00	1413324.00	74.01	0.00	1978213.00	1978213.00	79.37
17	MEGHALAYA	158947.00	768968.00	927915.00	46.16	219368.00	894246.00	1113614.00	45.61	219368.00	894246.00	1113614.00	45.61
18	MI ZORAM	311895.00	1117482.00	1429377.00	85.44	338022.00	1600371.00	1938393.00	87.01	351010.00	1732405.00	2083415.00	88.67
19	NAGALAND	600.00	228579.00	229179.00	67.00	73200.00	2126440.00	2199640.00	90.22	56700.00	2461644.00	2518344.00	91.52
20	ODI SHA	86489.00	18164460.00	18250949.00	81.62	229441.00	24288043.00	24517484.00	77.25	110496.00	24678768.00	24789264.00	74.29
21	PUNJAB	1376657.00	4409798.00	5786455.00	98.03	698030.00	5979726.00	6677756.00	79.06	1580366.00	6390607.00	7970973.00	75.44
22	RAJASTHAN	50802.00	19166938.00	19217740.00	43.38	82894.00	23437365.00	23520259.00	44.09	225087.00	26091127.00	26316214.00	45.22
23	SI KKI M	88303.00	0.00	88303.00	7.13	48000.00	0.00	48000.00	3.38	76100.00	0.00	76100.00	3.69
24	TAMI L NADU	2430103.00	23022094.00	25452197.00	67.44	2794914.00	26274080.00	29068994.00	68.25	4342000.00	28620748.00	32962748.00	68.37
25	TRI PURA	106614.00	1874375.00	1980989.00	90.00	130168.00	1818866.00	1949034.00	87.55	334590.00	1615585.00	1950175.00	88.11
26	UTTARAKHAND	18134.00	5942161.00	5960295.00	82.12	0.00	11772839.00	11772839.00	86.51	0.00	10660803.00	10660803.00	81.28
27	UTTAR PRADESH	0.00	162773.00	162773.00	0.25	0.00	184076.00	184076.00	0.22	0.00	206438.00	206438.00	0.22
28	WEST BENGAL	0.00	29135.00	29135.00	0.11	0.00	51198.00	51198.00	0.13	0.00	54322.00	54322.00	0.13
	TOTAL STATES	17226295.00	184166244.00	201392539.00	34.44	32395293.00	232653248.00	265048541.00	34.74	33381133.00	244937680.00	278318813.00	33.07
29	A. & N. ISLANDS	167390.00	829274.00	996664.00	89.98	360658.00	926860.00	1287518.00	88.16	342200.00	828367.00	1170567.00	85.93
30	CHANDI GARH
31	DADRA & NAGAR HAVELI	25524.00	162549.00	188073.00	58.16	74100.00	214100.00	288200.00	72.14	69500.00	185530.00	255030.00	61.93
32	DAMAN & DI U	2621.00	102367.00	104988.00	83.42	3000.00	219800.00	222800.00	86.56	3600.00	135900.00	139500.00	78.64
33	DELHI
34	LAKSHADWEEP	45844.00	6319.00	52163.00	17.61	33700.00	3000.00	36700.00	10.01	56000.00	4300.00	60300.00	17.31
35	PUDUCHERRY	122.00	949926.00	950048.00	74.30	172.00	1142282.00	1142454.00	70.75	162.00	951251.00	951413.00	67.16
	TOTAL U. T.	241501.00	2050435.00	2291936.00	22.10	471630.00	2506042.00	2977672.00	22.60	471462.00	2105348.00	2576810.00	18.83
	TOTAL (STATE & UTs)	17467796.00	186216679.00	203684475.00	34.22	32866923.00	235159290.00	268026213.00	34.54	33852595.00	247043028.00	280895623.00	32.84

.. NI CNET ..

STATEMENT NO. (8): PLAN & NON-PLAN BUDGETED EXPENDITURE ON ELEMENTARY EDUCATION (Sub-head wise)

ACCOUNT: REVENUE ACCOUNT
PROGRAM: ASSISTANCE TO NON-GOVT. PRIMARY SCHOOLS

(RUPEES IN THOUSANDS)

SL. NO.	STATE/UNI ON TERRITORY	2008-09(ACTUALS)				2009-10(R. E.)				2010-11(B. E.)			
		PLAN	NON-PLAN	TOTAL	% AGE TO TOTAL EXP. ON PMY. EDN.	PLAN	NON-PLAN	TOTAL	% AGE TO TOTAL EXP. ON PMY. EDN.	PLAN	NON-PLAN	TOTAL	% AGE TO TOTAL EXP. ON PMY. EDN.
1	ANDHRA PRADESH	0.00	1597785.00	1597785.00	5.13	0.00	2098097.00	2098097.00	4.94	0.00	2518751.00	2518751.00	4.76
2	ARUNACHAL PRADESH	210000.00	0.00	210000.00	8.59	10100.00	0.00	10100.00	0.29	0.00	0.00	0.00	0.00
3	ASSAM	0.00	65834.00	65834.00	0.32	0.00	80056.00	80056.00	0.32	0.00	80056.00	80056.00	0.32
4	BIHAR	0.00	51300.00	51300.00	0.14	0.00	97921.00	97921.00	0.19	0.00	117506.00	117506.00	0.24
5	CHHATTI SGARH	65240.00	137873.00	203113.00	1.24	20000.00	270000.00	290000.00	1.12	20000.00	470000.00	490000.00	1.71
6	GOA
7	GUJARAT
8	HARYANA	0.00	99877.00	99877.00	0.63	0.00	135000.00	135000.00	0.55	0.00	142000.00	142000.00	0.51
9	HIMACHAL PRADESH	0.00	27118.00	27118.00	0.27	0.00	19356.00	19356.00	0.15	0.00	19356.00	19356.00	0.13
10	JAMMU & KASHMIR
11	JHARKHAND	144.00	650000.00	650144.00	4.08	2800.00	790000.00	792800.00	4.18	2800.00	790000.00	792800.00	3.89
12	KARNATAKA
13	KERALA	0.00	12912513.00	12912513.00	60.61	0.00	13189739.00	13189739.00	56.79	0.00	14423740.00	14423740.00	55.49
14	MADHYA PRADESH	114818.00	100277.00	215095.00	0.68	120000.00	162553.00	282553.00	0.70	120000.00	162553.00	282553.00	0.65
15	MAHARASHTRA	0.00	31723.00	31723.00	0.04	0.00	45190.00	45190.00	0.04	0.00	59620.00	59620.00	0.05
16	MANI PUR	79049.00	106100.00	185149.00	9.33	80000.00	129012.00	209012.00	10.95	80000.00	129012.00	209012.00	8.39
17	MEGHALAYA	511053.00	509610.00	1020663.00	50.78	667532.00	589490.00	1257022.00	51.49	667532.00	589490.00	1257022.00	51.49
18	MI ZORAM	111295.00	10075.00	121370.00	7.25	86760.00	14470.00	101230.00	4.54	91960.00	16250.00	108210.00	4.61
19	NAGALAND	9000.00	3513.00	12513.00	3.66	5000.00	3513.00	8513.00	0.35	5000.00	3513.00	8513.00	0.31
20	ODI SHA	59616.00	367758.00	427374.00	1.91	59192.00	496998.00	556190.00	1.75	69819.00	534652.00	604471.00	1.81
21	PUNJAB	0.00	28817.00	28817.00	0.49	0.00	45610.00	45610.00	0.54	0.00	50000.00	50000.00	0.47
22	RAJASTHAN	0.00	296514.00	296514.00	0.67	1.00	302645.00	302646.00	0.57	1.00	299000.00	299001.00	0.51
23	SIKKIM	500.00	0.00	500.00	0.04	500.00	0.00	500.00	0.04	0.00	0.00	0.00	0.00
24	TAMIL NADU	0.00	10016809.00	10016809.00	26.54	0.00	10575639.00	10575639.00	24.83	0.00	11548856.00	11548856.00	23.95
25	TRI PURA	0.00	43616.00	43616.00	1.98	0.00	61559.00	61559.00	2.77	100.00	61159.00	61259.00	2.77
26	UTTARAKHAND	332106.00	526248.00	858354.00	11.83	141407.00	768600.00	910007.00	6.69	141222.00	668600.00	809822.00	6.17
27	UTTAR PRADESH	2486550.00	55791771.00	58278321.00	88.92	4.00	68090022.00	68090026.00	82.35	3.00	76888867.00	76888870.00	82.30
28	WEST BENGAL	0.00	18913646.00	18913646.00	70.73	0.00	27877727.00	27877727.00	69.37	0.00	28690558.00	28690558.00	68.57
TOTAL STATES		3979371.00	102288777.00	106268148.00	18.17	1193296.00	125843197.00	127036493.00	16.65	1198437.00	138263539.00	139461976.00	16.57
29	A. & N. ISLANDS
30	CHANDIGARH	0.00	18203.00	18203.00	2.59	0.00	14000.00	14000.00	1.41	0.00	30000.00	30000.00	2.84
31	DADRA & NAGAR HAVELI
32	DAMAN & DIU
33	DELHI
34	LAKSHADWEEP
35	PUDUCHERRY
TOTAL U. T.		0.00	18203.00	18203.00	0.18	0.00	14000.00	14000.00	0.11	0.00	30000.00	30000.00	0.22
TOTAL (STATE & UTs)		3979371.00	102306980.00	106286351.00	17.86	1193296.00	125857197.00	127050493.00	16.37	1198437.00	138293539.00	139491976.00	16.31

... NI CNET ...

STATEMENT NO. (8): PLAN & NON-PLAN BUDGETED EXPENDITURE ON ELEMENTARY EDUCATION (Sub-head wise)

ACCOUNT: REVENUE ACCOUNT
PROGRAM: ASSISTANCE TO LOCAL BODIES FOR PRIMARY EDUCATION

(RUPEES IN THOUSANDS)

SL. NO.	STATE/UNI ON TERRITORY	2008-09(ACTUALS)				2009-10(R. E.)				2010-11(B. E.)			
		PLAN	NON-PLAN	TOTAL	% AGE TO TOTAL EXP. ON PMY. EDN.	PLAN	NON-PLAN	TOTAL	% AGE TO TOTAL EXP. ON PMY. EDN.	PLAN	NON-PLAN	TOTAL	% AGE TO TOTAL EXP. ON PMY. EDN.
1	ANDHRA PRADESH	0.00	24424602.00	24424602.00	78.46	0.00	34495251.00	34495251.00	81.27	0.00	40109648.00	40109648.00	75.80
2	ARUNACHAL PRADESH
3	ASSAM
4	BI HAR
5	CHHATTI SGARH	381082.00	750090.00	1131172.00	6.93	747400.00	1350000.00	2097400.00	8.11	920000.00	1220000.00	2140000.00	7.46
6	GOA
7	GUJARAT
8	HARYANA	0.00	1520.00	1520.00	0.01	0.00	1520.00	1520.00	0.01	0.00	1520.00	1520.00	0.01
9	HI MACHAL PRADESH
10	JAMMU & KASHMI R
11	JHARKHAND
12	KARNATAKA	5031226.00	36329091.00	41360317.00	87.55	5596557.00	36300861.00	41897418.00	93.18	5945124.00	40278337.00	46223461.00	91.16
13	KERALA	0.00	955255.00	955255.00	4.48	0.00	1609911.00	1609911.00	6.93	0.00	1688430.00	1688430.00	6.50
14	MADHYA PRADESH	0.00	4969913.00	4969913.00	15.70	0.00	6916908.00	6916908.00	17.02	1012000.00	8618414.00	9630414.00	22.32
15	MAHARASHTRA	343404.00	69876849.00	70220253.00	92.67	446180.00	99367199.00	99813379.00	93.76	494643.00	109428015.00	109922658.00	92.63
16	MANI PUR
17	MEGHALAYA	0.00	1160.00	1160.00	0.06	0.00	1600.00	1600.00	0.07	0.00	1600.00	1600.00	0.07
18	MI ZORAM
19	NAGALAND
20	ODI SHA
21	PUNJAB
22	RAJASTHAN	55779.00	14765977.00	14821756.00	33.46	0.00	17850133.00	17850133.00	33.46	5001.00	17900001.00	17905002.00	30.77
23	SI KKI M	283369.00	783071.00	1066440.00	86.14	242200.00	1071284.00	1313484.00	92.43	569809.00	1354293.00	1924102.00	93.39
24	TAMI L NADU	0.00	58751.00	58751.00	0.16	0.00	59775.00	59775.00	0.14	0.00	62764.00	62764.00	0.13
25	TRI PURA
26	UTTARAKHAND
27	UTTAR PRADESH
28	WEST BENGAL
TOTAL STATES		6094860.00	152916279.00	159011139.00	27.19	7032337.00	199024442.00	206056779.00	27.01	8946577.00	220663022.00	229609599.00	27.28
29	A. & N. ISLANDS
30	CHANDI GARH
31	DADRA & NAGAR HAVELI	121000.00	14277.00	135277.00	41.84	96000.00	15300.00	111300.00	27.86	141500.00	15300.00	156800.00	38.07
32	DAMAN & DI U	18300.00	1000.00	19300.00	15.34	31800.00	1100.00	32900.00	12.78	34100.00	2100.00	36200.00	20.41
33	DELHI	1394250.00	4993356.00	6387606.00	97.72	1350000.00	4970623.00	6320623.00	78.21	1500000.00	5573500.00	7073500.00	79.40
34	LAKSHADWEEP	14000.00	230000.00	244000.00	82.39	0.00	330000.00	330000.00	89.99	8000.00	280000.00	288000.00	82.69
35	PUDUCHERRY	29128.00	0.00	29128.00	2.28	31214.00	0.00	31214.00	1.93	34000.00	0.00	34000.00	2.40
TOTAL U. T.		1576678.00	5238633.00	6815311.00	65.72	1509014.00	5317023.00	6826037.00	51.82	1717600.00	5870900.00	7588500.00	55.46
TOTAL (STATE & UTs)		7671538.00	158154912.00	165826450.00	27.86	8541351.00	204341465.00	212882816.00	27.43	10664177.00	226533922.00	237198099.00	27.73

.. NI CNET ..

STATEMENT NO. (8): PLAN & NON-PLAN BUDGETED EXPENDITURE ON ELEMENTARY EDUCATION (Sub-head wise)

ACCOUNT: REVENUE ACCOUNT
PROGRAM: TEACHER' S TRAI NI NG

(RUPEES I N THOUSANDS)

SL. NO.	STATE/UNI ON TERRITORY	2008-09(ACTUALS)				2009-10(R. E.)				2010-11(B. E.)			
		PLAN	NON-PLAN	TOTAL	% AGE TO TOTAL EXP. ON PMY. EDN.	PLAN	NON-PLAN	TOTAL	% AGE TO TOTAL EXP. ON PMY. EDN.	PLAN	NON-PLAN	TOTAL	% AGE TO TOTAL EXP. ON PMY. EDN.
1	ANDHRA PRADESH	0.00	0.00	0.00	0.00	0.00	353.00	353.00	0.00	0.00	353.00	353.00	0.00
2	ARUNACHAL PRADESH	0.00	0.00	0.00	0.00	0.00	0.00	0.00	0.00	0.00	0.00	0.00	0.00
3	ASSAM	0.00	101.00	101.00	0.00	0.00	101.00	101.00	0.00	0.00	101.00	101.00	0.00
4	BI HAR	0.00	162216.00	162216.00	0.43	0.00	236541.00	236541.00	0.45	0.00	285842.00	285842.00	0.59
5	CHHATTI SGARH	110382.00	6722.00	117104.00	0.72	170720.00	9060.00	179780.00	0.69	172500.00	10420.00	182920.00	0.64
6	GOA	79514.00	676017.00	755531.00	64.88	64910.00	917091.00	982001.00	66.07	44210.00	927491.00	971701.00	60.35
7	GUJARAT	2006929.00	27709572.00	29716501.00	90.61	2500550.00	39522025.00	42022575.00	92.38	2497840.00	49827244.00	52325084.00	92.30
8	HARYANA	0.00	0.00	0.00	0.00	0.00	0.00	0.00	0.00	0.00	0.00	0.00	0.00
9	HIMACHAL PRADESH	48185.00	0.00	48185.00	0.48	32928.00	0.00	32928.00	0.26	52016.00	0.00	52016.00	0.35
10	JAMMU & KASHMIR	0.00	0.00	0.00	0.00	0.00	0.00	0.00	0.00	0.00	0.00	0.00	0.00
11	JHARKHAND	0.00	58863.00	58863.00	0.37	0.00	63713.00	63713.00	0.34	0.00	81247.00	81247.00	0.40
12	KARNATAKA	0.00	147177.00	147177.00	0.31	0.00	210444.00	210444.00	0.47	0.00	214431.00	214431.00	0.42
13	KERALA	108905.00	0.00	108905.00	0.51	116800.00	0.00	116800.00	0.50	160700.00	0.00	160700.00	0.62
14	MADHYA PRADESH	0.00	3831.00	3831.00	0.01	0.00	4998.00	4998.00	0.01	0.00	5113.00	5113.00	0.01
15	MAHARASHTRA	0.00	1015279.00	1015279.00	1.34	0.00	988387.00	988387.00	0.93	0.00	1006290.00	1006290.00	0.85
16	MANI PUR	2194.00	0.00	2194.00	0.11	1180.00	0.00	1180.00	0.06	1180.00	0.00	1180.00	0.05
17	MEGHALAYA	0.00	0.00	0.00	0.00	0.00	0.00	0.00	0.00	0.00	0.00	0.00	0.00
18	MI ZORAM	0.00	0.00	0.00	0.00	0.00	0.00	0.00	0.00	0.00	0.00	0.00	0.00
19	NAGALAND	2400.00	0.00	2400.00	0.70	5100.00	0.00	5100.00	0.21	6100.00	0.00	6100.00	0.22
20	ODI SHA	0.00	0.00	0.00	0.00	0.00	0.00	0.00	0.00	0.00	0.00	0.00	0.00
21	PUNJAB	0.00	0.00	0.00	0.00	0.00	0.00	0.00	0.00	0.00	0.00	0.00	0.00
22	RAJASTHAN	0.00	0.00	0.00	0.00	0.00	0.00	0.00	0.00	0.00	0.00	0.00	0.00
23	SIKKIM	7247.00	3442.00	10689.00	0.86	4420.00	8423.00	12843.00	0.90	2712.00	5478.00	8190.00	0.40
24	TAMIL NADU	0.00	0.00	0.00	0.00	0.00	0.00	0.00	0.00	0.00	0.00	0.00	0.00
25	TRIPURA	3687.00	83306.00	86993.00	3.95	828.00	137138.00	137966.00	6.20	3160.00	119379.00	122539.00	5.54
26	UTTARAKHAND	0.00	8385.00	8385.00	0.12	0.00	75.00	75.00	0.00	0.00	0.00	0.00	0.00
27	UTTAR PRADESH	0.00	220.00	220.00	0.00	0.00	700.00	700.00	0.00	0.00	700.00	700.00	0.00
28	WEST BENGAL	27318.00	71832.00	99150.00	0.37	47455.00	129411.00	176866.00	0.44	56840.00	147380.00	204220.00	0.49
	TOTAL STATES	2396761.00	29946963.00	32343724.00	5.53	2944891.00	42228460.00	45173351.00	5.92	2997258.00	52631469.00	55628727.00	6.61
29	A. & N. ISLANDS	5088.00	13130.00	18218.00	1.64	14542.00	14781.00	29323.00	2.01	22100.00	12900.00	35000.00	2.57
30	CHANDIGARH	1400.00	10172.00	11572.00	1.65	1600.00	16900.00	18500.00	1.86	1600.00	13550.00	15150.00	1.43
31	DADRA & NAGAR HAVELI	0.00	0.00	0.00	0.00	0.00	0.00	0.00	0.00	0.00	0.00	0.00	0.00
32	DAMAN & DIU	0.00	0.00	0.00	0.00	0.00	0.00	0.00	0.00	0.00	0.00	0.00	0.00
33	DELHI	48963.00	0.00	48963.00	0.75	129000.00	0.00	129000.00	1.60	90000.00	0.00	90000.00	1.01
34	LAKSHADWEEP	0.00	0.00	0.00	0.00	0.00	0.00	0.00	0.00	0.00	0.00	0.00	0.00
35	PUDUCHERRY	0.00	0.00	0.00	0.00	0.00	0.00	0.00	0.00	0.00	0.00	0.00	0.00
	TOTAL U. T.	55451.00	23302.00	78753.00	0.76	145142.00	31681.00	176823.00	1.34	113700.00	26450.00	140150.00	1.02
	TOTAL (STATE & UTs)	2452212.00	29970265.00	32422477.00	5.45	3090033.00	42260141.00	45350174.00	5.84	3110958.00	52657919.00	55768877.00	6.52

.. NI CNET ..

STATEMENT NO. (8): PLAN & NON-PLAN BUDGETED EXPENDITURE ON ELEMENTARY EDUCATION (Sub-head wise)

ACCOUNT: REVENUE ACCOUNT
PROGRAM: NON FORMAL EDUCATION

(RUPEES IN THOUSANDS)

SL. NO.	STATE/UNI ON TERRITORY	2008-09(ACTUALS)				2009-10(R. E.)				2010-11(B. E.)			
		PLAN	NON-PLAN	TOTAL	% AGE TO TOTAL EXP. ON PMY. EDN.	PLAN	NON-PLAN	TOTAL	% AGE TO TOTAL EXP. ON PMY. EDN.	PLAN	NON-PLAN	TOTAL	% AGE TO TOTAL EXP. ON PMY. EDN.
1	ANDHRA PRADESH
2	ARUNACHAL PRADESH
3	ASSAM
4	BI HAR
5	CHHATTI SGARH	9544.00	0.00	9544.00	0.06	8000.00	0.00	8000.00	0.03	8000.00	0.00	8000.00	0.03
6	GOA
7	GUJARAT
8	HARYANA
9	HIMACHAL PRADESH
10	JAMMU & KASHMIR
11	JHARKHAND
12	KARNATAKA
13	KERALA
14	MADHYA PRADESH
15	MAHARASHTRA
16	MANI PUR
17	MEGHALAYA	8000.00	0.00	8000.00	0.40	0.00	0.00	0.00	0.00	0.00	0.00	0.00	0.00
18	MIZORAM
19	NAGALAND
20	ODISHA
21	PUNJAB
22	RAJASTHAN	6205830.00	15711.00	6221541.00	14.04	7514900.00	23090.00	7537990.00	14.13	0.00	19278.00	19278.00	0.03
23	SIKKIM
24	TAMIL NADU
25	TRIPURA
26	UTTARAKHAND
27	UTTAR PRADESH	0.00	5699.00	5699.00	0.01	0.00	100000.00	100000.00	0.12	0.00	100000.00	100000.00	0.11
28	WEST BENGAL	0.00	251.00	251.00	0.00	0.00	505.00	505.00	0.00	0.00	590.00	590.00	0.00
	TOTAL STATES	6223374.00	21661.00	6245035.00	1.07	7522900.00	123595.00	7646495.00	1.00	8000.00	119868.00	127868.00	0.02
29	A. & N. ISLANDS
30	CHANDIGARH
31	DADRA & NAGAR HAVELI
32	DAMAN & DIU
33	DELHI
34	LAKSHADWEEP
35	PUDUCHERRY
	TOTAL U. T.	0.00	0.00	0.00	0.00	0.00	0.00	0.00	0.00	0.00	0.00	0.00	0.00
	TOTAL (STATE & UTs)	6223374.00	21661.00	6245035.00	1.05	7522900.00	123595.00	7646495.00	0.99	8000.00	119868.00	127868.00	0.01

... NI CNET ...

STATEMENT NO. (8): PLAN & NON-PLAN BUDGETED EXPENDITURE ON ELEMENTARY EDUCATION (Sub-head wise)

ACCOUNT: REVENUE ACCOUNT
PROGRAM: SCHOLARSHIPS

(RUPEES IN THOUSANDS)

SL. NO.	STATE/UNION TERRITORY	2008-09(ACTUALS)				2009-10(R. E.)				2010-11(B. E.)			
		PLAN	NON-PLAN	TOTAL	% AGE TO TOTAL EXP. ON PMY. EDN.	PLAN	NON-PLAN	TOTAL	% AGE TO TOTAL EXP. ON PMY. EDN.	PLAN	NON-PLAN	TOTAL	% AGE TO TOTAL EXP. ON PMY. EDN.
1	ANDHRA PRADESH
2	ARUNACHAL PRADESH	70300.00	63152.00	133452.00	5.46	91000.00	0.00	91000.00	2.60	60000.00	0.00	60000.00	2.50
3	ASSAM	0.00	7656.00	7656.00	0.04	0.00	7811.00	7811.00	0.03	0.00	7811.00	7811.00	0.03
4	BIHAR	0.00	0.00	0.00	0.00	0.00	0.00	0.00	0.00	5720000.00	0.00	5720000.00	11.82
5	CHHATTI SGARH	65099.00	60.00	65159.00	0.40	104000.00	120.00	104120.00	0.40	104000.00	120.00	104120.00	0.36
6	GOA
7	GUJARAT
8	HARYANA	86380.00	0.00	86380.00	0.54	995800.00	0.00	995800.00	4.05	734100.00	0.00	734100.00	2.63
9	HIMACHAL PRADESH	790.00	0.00	790.00	0.01	1190.00	0.00	1190.00	0.01	1502.00	0.00	1502.00	0.01
10	JAMMU & KASHMIR
11	JHARKHAND
12	KARNATAKA	697221.00	0.00	697221.00	1.48	550000.00	0.00	550000.00	1.22	600000.00	0.00	600000.00	1.18
13	KERALA
14	MADHYA PRADESH
15	MAHARASHTRA
16	MANI PUR	193.00	0.00	193.00	0.01	300.00	0.00	300.00	0.02	300.00	0.00	300.00	0.01
17	MEGHALAYA	400.00	200.00	600.00	0.03	500.00	250.00	750.00	0.03	500.00	250.00	750.00	0.03
18	MIZORAM
19	NAGALAND
20	ODISHA	0.00	2014.00	2014.00	0.01	38500.00	2640.00	41140.00	0.13	32196.00	2640.00	34836.00	0.10
21	PUNJAB
22	RAJASTHAN	0.00	32051.00	32051.00	0.07	0.00	32476.00	32476.00	0.06	0.00	32476.00	32476.00	0.06
23	SIKKIM
24	TAMIL NADU
25	TRIPURA
26	UTTARAKHAND	0.00	539.00	539.00	0.01	0.00	1000.00	1000.00	0.01	0.00	1000.00	1000.00	0.01
27	UTTAR PRADESH	0.00	83602.00	83602.00	0.13	0.00	4000.00	4000.00	0.00	0.00	4000.00	4000.00	0.00
28	WEST BENGAL	39042.00	3293.00	42335.00	0.16	44800.00	3810.00	48610.00	0.12	48400.00	49410.00	97810.00	0.23
	TOTAL STATES	959425.00	192567.00	1151992.00	0.20	1826090.00	52107.00	1878197.00	0.25	7300998.00	97707.00	7398705.00	0.88
29	A. & N. ISLANDS
30	CHANDIGARH
31	DADRA & NAGAR HAVELI
32	DAMAN & DIU
33	DELHI
34	LAKSHADWEEP
35	PUDUCHERRY	0.00	100.00	100.00	0.01	0.00	116.00	116.00	0.01	0.00	120.00	120.00	0.01
	TOTAL U. T.	0.00	100.00	100.00	0.00	0.00	116.00	116.00	0.00	0.00	120.00	120.00	0.00
	TOTAL (STATE & UTs)	959425.00	192667.00	1152092.00	0.19	1826090.00	52223.00	1878313.00	0.24	7300998.00	97827.00	7398825.00	0.87

STATEMENT NO. (8): PLAN & NON-PLAN BUDGETED EXPENDITURE ON ELEMENTARY EDUCATION (Sub-head wise)

ACCOUNT: REVENUE ACCOUNT
PROGRAM: TEXTS BOOKS

(RUPEES IN THOUSANDS)

SL. NO.	STATE/UNI ON TERRITORY	2008-09(ACTUALS)				2009-10(R. E.)				2010-11(B. E.)			
		PLAN	NON-PLAN	TOTAL	% AGE TO TOTAL EXP. ON PMY. EDN.	PLAN	NON-PLAN	TOTAL	% AGE TO TOTAL EXP. ON PMY. EDN.	PLAN	NON-PLAN	TOTAL	% AGE TO TOTAL EXP. ON PMY. EDN.
1	ANDHRA PRADESH	109945.00	0.00	109945.00	0.35	90000.00	0.00	90000.00	0.21	130000.00	0.00	130000.00	0.25
2	ARUNACHAL PRADESH	210000.00	0.00	210000.00	8.59	52200.00	0.00	52200.00	1.49	0.00	0.00	0.00	0.00
3	ASSAM	0.00	330.00	330.00	0.00	0.00	50245.00	50245.00	0.20	0.00	50245.00	50245.00	0.20
4	BI HAR
5	CHHATTI SGARH	303000.00	0.00	303000.00	1.86	295000.00	0.00	295000.00	1.14	352000.00	0.00	352000.00	1.23
6	GOA
7	GUJARAT	410791.00	0.00	410791.00	1.25	328480.00	0.00	328480.00	0.72	377800.00	0.00	377800.00	0.67
8	HARYANA	484.00	266376.00	266860.00	1.68	650.00	263836.00	264486.00	1.08	700.00	186731.00	187431.00	0.67
9	HIMACHAL PRADESH
10	JAMMU & KASHMIR
11	JHARKHAND
12	KARNATAKA
13	KERALA
14	MADHYA PRADESH	886330.00	0.00	886330.00	2.80	570703.00	0.00	570703.00	1.40	714099.00	0.00	714099.00	1.65
15	MAHARASHTRA
16	MANI PUR	146.00	0.00	146.00	0.01	150.00	0.00	150.00	0.01	150.00	0.00	150.00	0.01
17	MEGHALAYA
18	MIZORAM
19	NAGALAND
20	ODISHA	0.00	112248.00	112248.00	0.50	0.00	178517.00	178517.00	0.56	0.00	175860.00	175860.00	0.53
21	PUNJAB
22	RAJASTHAN
23	SIKKIM	25965.00	0.00	25965.00	2.10	3162.00	0.00	3162.00	0.22	10000.00	0.00	10000.00	0.49
24	TAMIL NADU	288424.00	0.00	288424.00	0.76	300001.00	0.00	300001.00	0.70	313409.00	0.00	313409.00	0.65
25	TRIPURA	0.00	0.00	0.00	0.00	0.00	0.00	0.00	0.00	150.00	0.00	150.00	0.01
26	UTTARAKHAND
27	UTTAR PRADESH
28	WEST BENGAL	260000.00	82236.00	342236.00	1.28	325000.00	76378.00	401378.00	1.00	315000.00	79935.00	394935.00	0.94
	TOTAL STATES	2495085.00	461190.00	2956275.00	0.51	1965346.00	568976.00	2534322.00	0.33	2213308.00	492771.00	2706079.00	0.32
29	A. & N. ISLANDS
30	CHANDIGARH
31	DADRA & NAGAR HAVELI
32	DAMAN & DIU
33	DELHI
34	LAKSHADWEEP
35	PUDUCHERRY	68132.00	0.00	68132.00	5.33	125973.00	0.00	125973.00	7.80	148979.00	0.00	148979.00	10.52
	TOTAL U. T.	68132.00	0.00	68132.00	0.66	125973.00	0.00	125973.00	0.96	148979.00	0.00	148979.00	1.09
	TOTAL (STATE & UTs)	2563217.00	461190.00	3024407.00	0.51	2091319.00	568976.00	2660295.00	0.34	2362287.00	492771.00	2855058.00	0.33

... NI CNET ...

STATEMENT NO. (8): PLAN & NON-PLAN BUDGETED EXPENDITURE ON ELEMENTARY EDUCATION (Sub-head wise)

ACCOUNT: REVENUE ACCOUNT
PROGRAM: OTHER EXPENDITURE

(RUPEES IN THOUSANDS)

SL. NO.	STATE/UNI ON TERRITORY	2008-09(ACTUALS)				2009-10(R. E.)				2010-11(B. E.)			
		PLAN	NON-PLAN	TOTAL	% AGE TO TOTAL EXP. ON PMY. EDN.	PLAN	NON-PLAN	TOTAL	% AGE TO TOTAL EXP. ON PMY. EDN.	PLAN	NON-PLAN	TOTAL	% AGE TO TOTAL EXP. ON PMY. EDN.
1	ANDHRA PRADESH	1346858.00	56572.00	1403430.00	4.51	1255572.00	64535.00	1320107.00	3.11	2781200.00	215391.00	2996591.00	5.66
2	ARUNACHAL PRADESH	218753.00	0.00	218753.00	8.94	316282.00	0.00	316282.00	9.02	186545.00	40000.00	226545.00	9.45
3	ASSAM	983500.00	54440.00	1037940.00	5.11	1240361.00	55785.00	1296146.00	5.26	1240361.00	55785.00	1296146.00	5.26
4	BI HAR	8850000.00	4520754.00	13370754.00	35.43	8034500.00	13284382.00	21318882.00	40.30	11000000.00	5516669.00	16516669.00	34.14
5	CHHATTI SGARH	5673932.00	48409.00	5722341.00	35.06	7646757.00	100000.00	7746757.00	29.95	9524779.00	150000.00	9674779.00	33.74
6	GOA	68511.00	300068.00	368579.00	31.65	58378.00	391963.00	450341.00	30.30	115354.00	463791.00	579145.00	35.97
7	GUJARAT	1075862.00	1449006.00	2524868.00	7.70	1491772.00	1476802.00	2968574.00	6.53	2220136.00	1467215.00	3687351.00	6.50
8	HARYANA	1880616.00	34810.00	1915426.00	12.07	2138100.00	100000.00	2238100.00	9.10	1862700.00	170000.00	2032700.00	7.29
9	HIMACHAL PRADESH	407942.00	692338.00	1100280.00	10.85	186758.00	648760.00	835518.00	6.61	276136.00	354451.00	630587.00	4.26
10	JAMMU & KASHMIR
11	JHARKHAND	2285860.00	0.00	2285860.00	14.35	3088302.00	0.00	3088302.00	16.28	3009300.00	0.00	3009300.00	14.76
12	KARNATAKA	4840011.00	2172.00	4842183.00	10.25	2094000.00	2459.00	2096459.00	4.66	2453000.00	1002768.00	3455768.00	6.82
13	KERALA	28432.00	150697.00	179129.00	0.84	25000.00	156329.00	181329.00	0.78	810000.00	152254.00	962254.00	3.70
14	MADHYA PRADESH	0.00	12455.00	12455.00	0.04	68334.00	15000.00	83334.00	0.21	0.00	20000.00	20000.00	0.05
15	MAHARASHTRA	3686349.00	0.00	3686349.00	4.86	4412470.00	0.00	4412470.00	4.15	6306476.00	0.00	6306476.00	5.31
16	MANI PUR	2798.00	406194.00	408992.00	20.60	214655.00	0.00	214655.00	11.24	214655.00	0.00	214655.00	8.61
17	MEGHALAYA	200.00	1160.00	1360.00	0.07	800.00	3180.00	3980.00	0.16	800.00	3180.00	3980.00	0.16
18	MI ZORAM	87850.00	0.00	87850.00	5.25	137750.00	0.00	137750.00	6.18	110750.00	0.00	110750.00	4.71
19	NAGALAND	97980.00	0.00	97980.00	28.64	224772.00	0.00	224772.00	9.22	218700.00	0.00	218700.00	7.95
20	ODI SHA	3081947.00	642.00	3082589.00	13.79	5619706.00	230875.00	5850581.00	18.43	7164490.00	900.00	7165390.00	21.47
21	PUNJAB	0.00	0.00	0.00	0.00	1588000.00	0.00	1588000.00	18.80	2400235.00	0.00	2400235.00	22.72
22	RAJASTHAN	555646.00	2206991.00	2762637.00	6.24	424973.00	2638385.00	3063358.00	5.74	9755991.00	2937378.00	12693369.00	21.81
23	SIKKIM	46130.00	0.00	46130.00	3.73	43000.00	0.00	43000.00	3.03	41850.00	0.00	41850.00	2.03
24	TAMIL NADU	922692.00	20471.00	943163.00	2.50	1463479.00	35380.00	1498859.00	3.52	2036589.00	34764.00	2071353.00	4.30
25	TRI PURA
26	UTTARAKHAND	429841.00	0.00	429841.00	5.92	925306.00	1.00	925307.00	6.80	1334070.00	310000.00	1644070.00	12.54
27	UTTAR PRADESH	120000.00	6262008.00	6382008.00	9.74	630000.00	12965842.00	13595842.00	16.44	2520000.00	12916125.00	15436125.00	16.52
28	WEST BENGAL	6187571.00	797743.00	6985314.00	26.12	10541395.00	607114.00	11148509.00	27.74	11183160.00	687069.00	11870229.00	28.37
TOTAL STATES		42879281.00	17016930.00	59896211.00	10.24	53870422.00	32776792.00	86647214.00	11.36	78767277.00	26497740.00	105265017.00	12.51
29	A. & N. ISLANDS	67588.00	25128.00	92716.00	8.37	110200.00	33317.00	143517.00	9.83	127800.00	28900.00	156700.00	11.50
30	CHANDIGARH	44182.00	896.00	45078.00	6.42	80400.00	1000.00	81400.00	8.20	210400.00	1000.00	211400.00	19.99
31	DADRA & NAGAR HAVELI
32	DAMAN & DIU	860.00	700.00	1560.00	1.24	800.00	900.00	1700.00	0.66	800.00	900.00	1700.00	0.96
33	DELHI	100001.00	175.00	100176.00	1.53	1632000.00	250.00	1632250.00	20.20	1745000.00	500.00	1745500.00	19.59
34	LAKSHADWEEP
35	PUDUCHERRY	228353.00	2881.00	231234.00	18.08	311478.00	3452.00	314930.00	19.50	279340.00	2881.00	282221.00	19.92
TOTAL U. T.		440984.00	29780.00	470764.00	4.54	2134878.00	38919.00	2173797.00	16.50	2363340.00	34181.00	2397521.00	17.52
TOTAL (STATE & UTs)		43320265.00	17046710.00	60366975.00	10.14	56005300.00	32815711.00	88821011.00	11.45	81130617.00	26531921.00	107662538.00	12.59

.. NI CNET ..

STATEMENT NO. (10): PLAN & NON-PLAN BUDGETED EXPENDITURE ON SECONDARY EDUCATION (Sub-head wise)

ACCOUNT: REVENUE ACCOUNT
PROGRAM: DIRECTOR, INSPECTION & ADMINISTRATION

(RUPEES IN THOUSANDS)

SL. NO.	STATE/UNION TERRITORY	2008-09(ACTUALS)				2009-10(R. E.)				2010-11(B. E.)			
		PLAN	NON-PLAN	TOTAL	% AGE TO TOTAL EXP. ON SEC. EDN.	PLAN	NON-PLAN	TOTAL	% AGE TO TOTAL EXP. ON SEC. EDN.	PLAN	NON-PLAN	TOTAL	% AGE TO TOTAL EXP. ON SEC. EDN.
1	ANDHRA PRADESH	0.00	3790.00	3790.00	0.02	0.00	4782.00	4782.00	0.02	0.00	8967.00	8967.00	0.03
2	ARUNACHAL PRADESH												
3	ASSAM	1000.00	1187357.00	1188357.00	11.74	2000.00	806272.00	808272.00	7.31	2000.00	806272.00	808272.00	7.31
4	BIHAR	2500.00	486786.00	489286.00	3.47	155001.00	316110.00	471111.00	3.26	165740.00	385326.00	551066.00	2.82
5	CHHATTI SGARH												
6	GOA	0.00	0.00	0.00	0.00	0.00	302.00	302.00	0.01	0.00	302.00	302.00	0.01
7	GUJARAT	0.00	38898.00	38898.00	0.23	1547.00	55275.00	56822.00	0.29	475.00	59899.00	60374.00	0.33
8	HARYANA	22810.00	210011.00	232821.00	1.88	49500.00	242635.00	292135.00	1.80	88100.00	439349.00	527449.00	2.72
9	HIMACHAL PRADESH	0.00	91318.00	91318.00	1.64	0.00	129197.00	129197.00	2.10	0.00	155839.00	155839.00	2.17
10	JAMMU & KASHMIR	0.00	5175177.00	5175177.00	99.22	0.00	7512155.00	7512155.00	94.36	0.00	8130400.00	8130400.00	90.72
11	JHARKHAND	0.00	89130.00	89130.00	2.04	0.00	104753.00	104753.00	2.58	0.00	111847.00	111847.00	2.89
12	KARNATAKA	18443.00	180915.00	199358.00	0.78	26506.00	191816.00	218322.00	0.79	30000.00	217621.00	247621.00	0.80
13	KERALA	54645.00	635494.00	690139.00	3.30	65000.00	794419.00	859419.00	3.26	51500.00	853565.00	905065.00	3.38
14	MADHYA PRADESH	30163.00	46725.00	76888.00	0.74	25500.00	59220.00	84720.00	0.50	15000.00	60710.00	75710.00	0.45
15	MAHARASHTRA	0.00	210780.00	210780.00	0.33	0.00	288159.00	288159.00	0.30	0.00	323994.00	323994.00	0.29
16	MANI PUR	2863.00	5438.00	8301.00	0.73	5500.00	3643.00	9143.00	0.63	5500.00	5068.00	10568.00	0.54
17	MEGHALAYA	6281.00	34210.00	40491.00	3.32	12100.00	51401.00	63501.00	4.19	12100.00	51401.00	63501.00	4.19
18	MIZORAM	380.00	15073.00	15453.00	1.85	3040.00	19270.00	22310.00	2.01	3040.00	21645.00	24685.00	2.28
19	NAGALAND	18780.00	1784712.00	1803492.00	60.25	25700.00	479422.00	505122.00	40.56	16700.00	1317761.00	1334461.00	64.37
20	ODISHA	0.00	124375.00	124375.00	1.14	0.00	161698.00	161698.00	1.07	0.00	171593.00	171593.00	1.06
21	PUNJAB	0.00	199375.00	199375.00	1.08	0.00	255925.00	255925.00	1.02	0.00	275925.00	275925.00	1.03
22	RAJASTHAN	24835.00	512640.00	537475.00	2.06	40311.00	576638.00	616949.00	1.96	32611.00	599431.00	632042.00	1.79
23	SIKKIM	31437.00	40011.00	71448.00	5.85	28200.00	63624.00	91824.00	6.16	33800.00	56490.00	90290.00	5.05
24	TAMIL NADU	75.00	530243.00	530318.00	1.50	130.00	694098.00	694228.00	1.56	80.00	720793.00	720873.00	1.46
25	TRIPURA	0.00	401.00	401.00	0.02	0.00	1731.00	1731.00	0.04	0.00	1731.00	1731.00	0.04
26	UTTARAKHAND	151149.00	118358.00	269507.00	3.25	180603.00	153072.00	333675.00	2.36	214628.00	162972.00	377600.00	3.26
27	UTTAR PRADESH	3022.00	542735.00	545757.00	1.59	0.00	586754.00	586754.00	1.21	0.00	715824.00	715824.00	1.16
28	WEST BENGAL	0.00	652426.00	652426.00	1.85	5000.00	629844.00	634844.00	1.10	20000.00	702247.00	722247.00	1.14
TOTAL STATES		368383.00	12916378.00	13284761.00	3.33	625638.00	14182215.00	14807853.00	2.75	691274.00	16356972.00	17048246.00	2.83
29	A. & N. ISLANDS												
30	CHANDIGARH	0.00	8935.00	8935.00	1.86	0.00	13150.00	13150.00	1.94	100.00	11694.00	11794.00	1.86
31	DADRA & NAGAR HAVELI	43154.00	38330.00	81484.00	92.34	70250.00	49850.00	120100.00	77.78	57050.00	45700.00	102750.00	83.57
32	DAMAN & DIU												
33	DELHI	9470.00	103338.00	112808.00	0.65	6100.00	140400.00	146500.00	0.59	7500.00	134250.00	141750.00	0.58
34	LAKSHADWEEP												
35	PUDUCHERRY	4221.00	36914.00	41135.00	3.53	5784.00	43184.00	48968.00	3.37	14600.00	37125.00	51725.00	3.66
TOTAL U. T.		56845.00	187517.00	244362.00	1.21	82134.00	246584.00	328718.00	1.15	79250.00	228769.00	308019.00	1.11
TOTAL (STATE & UTs)		425228.00	13103895.00	13529123.00	3.23	707772.00	14428799.00	15136571.00	2.67	770524.00	16585741.00	17356265.00	2.76

STATEMENT NO. (10): PLAN & NON-PLAN BUDGETED EXPENDITURE ON SECONDARY EDUCATION (Sub-head wise)

ACCOUNT: REVENUE ACCOUNT
PROGRAM: GOVERNMENT SECONDARY SCHOOLS

(RUPEES IN THOUSANDS)

SL. NO.	STATE/UNI ON TERRITORY	2008-09(ACTUALS)				2009-10(R. E.)				2010-11(B. E.)			
		PLAN	NON-PLAN	TOTAL	% AGE TO TOTAL EXP. ON SEC. EDN.	PLAN	NON-PLAN	TOTAL	% AGE TO TOTAL EXP. ON SEC. EDN.	PLAN	NON-PLAN	TOTAL	% AGE TO TOTAL EXP. ON SEC. EDN.
1	ANDHRA PRADESH	82856.00	2334859.00	2417715.00	10.63	107805.00	3115313.00	3223118.00	10.77	719571.00	3638855.00	4358426.00	13.10
2	ARUNACHAL PRADESH	61354.00	434340.00	495694.00	32.52	235059.00	964469.00	1199528.00	85.09	45800.00	814235.00	860035.00	91.65
3	ASSAM	500.00	390373.00	390873.00	3.86	0.00	430114.00	430114.00	3.89	0.00	430114.00	430114.00	3.89
4	BI HAR	17189.00	6944318.00	6961507.00	49.34	0.00	9845902.00	9845902.00	68.06	3393700.00	8965902.00	12359602.00	63.28
5	CHHATTI SGARH	2274039.00	878584.00	3152623.00	71.41	5574657.00	1450850.00	7025507.00	77.04	6608830.00	1623070.00	8231900.00	77.32
6	GOA	6405.00	278050.00	284455.00	10.35	10000.00	372846.00	382846.00	10.64	10000.00	383946.00	393946.00	9.58
7	GUJARAT	37942.00	571967.00	609909.00	3.61	706952.00	752000.00	1458952.00	7.32	506595.00	1878520.00	2385115.00	13.13
8	HARYANA	563860.00	10111867.00	10675727.00	86.42	1360834.00	12408870.00	13769704.00	84.66	2376525.00	14634570.00	17011095.00	87.67
9	HI MACHAL PRADESH	100802.00	4734875.00	4835677.00	86.83	104093.00	5052638.00	5156731.00	84.00	194888.00	6077916.00	6272804.00	87.44
10	JAMMU & KASHMI R	0.00	0.00	0.00	0.00	398083.00	0.00	398083.00	5.00	780000.00	0.00	780000.00	8.70
11	JHARKHAND	18250.00	3537591.00	3555841.00	81.39	324150.00	2575639.00	2899789.00	71.43	314380.00	2408683.00	2723063.00	70.26
12	KARNATAKA	588544.00	1824540.00	2413084.00	9.42	690244.00	2440345.00	3130589.00	11.37	1215000.00	2892730.00	4107730.00	13.28
13	KERALA	259883.00	6031048.00	6290931.00	30.13	178000.00	8882687.00	9060687.00	34.38	78600.00	9247546.00	9326146.00	34.82
14	MADHYA PRADESH	1328749.00	7011794.00	8340543.00	79.78	2448556.00	8753111.00	11201667.00	65.61	1505721.00	9111351.00	10617072.00	62.90
15	MAHARASHTRA	201.00	88177.00	88378.00	0.14	17684.00	101523.00	119207.00	0.12	20000.00	112349.00	132349.00	0.12
16	MANI PUR	0.00	1005660.00	1005660.00	88.75	0.00	1224049.00	1224049.00	84.25	0.00	1712748.00	1712748.00	88.07
17	MEGHALAYA	46158.00	146580.00	192738.00	15.82	68367.00	218746.00	287113.00	18.95	68367.00	218746.00	287113.00	18.95
18	MI ZORAM	135490.00	451942.00	587432.00	70.31	218600.00	597173.00	815773.00	73.46	197100.00	646215.00	843315.00	77.77
19	NAGALAND	1198.00	1011890.00	1013088.00	33.84	22850.00	522323.00	545173.00	43.78	14300.00	604639.00	618939.00	29.86
20	ODI SHA	232641.00	7761242.00	7993883.00	73.08	290323.00	10709140.00	10999463.00	72.46	381117.00	11379958.00	11761075.00	72.98
21	PUNJAB	418932.00	16703309.00	17122241.00	93.07	509975.00	22718391.00	23228366.00	92.77	316535.00	24518391.00	24834926.00	92.28
22	RAJASTHAN	553762.00	23053245.00	23607007.00	90.32	862020.00	27692823.00	28554843.00	90.53	1121054.00	31047843.00	32168897.00	91.30
23	SI KKI M	27123.00	0.00	27123.00	2.22	21100.00	0.00	21100.00	1.42	24600.00	0.00	24600.00	1.38
24	TAMI L NADU	738672.00	21122129.00	21860801.00	62.00	741994.00	25852081.00	26594075.00	59.82	1093086.00	27937048.00	29030134.00	58.81
25	TRI PURA	140840.00	2257914.00	2398754.00	90.63	261069.00	3420495.00	3681564.00	90.32	568100.00	3217947.00	3786047.00	90.51
26	UTTARAKHAND	1775239.00	4764901.00	6540140.00	78.97	900972.00	10113122.00	11014094.00	77.96	199894.00	7479175.00	7679069.00	66.21
27	UTTAR PRADESH	25084.00	2607072.00	2632156.00	7.66	284202.00	3429344.00	3713546.00	7.66	744158.00	4069808.00	4813966.00	7.78
28	WEST BENGAL	1399.00	412169.00	413568.00	1.17	0.00	549520.00	549520.00	0.95	2700.00	601145.00	603845.00	0.95
TOTAL STATES		9437112.00	126470436.00	135907548.00	34.07	16337589.00	164193514.00	180531103.00	33.51	22500621.00	175653450.00	198154071.00	32.95
29	A. & N. ISLANDS	141639.00	461060.00	602699.00	87.88	212430.00	589943.00	802373.00	87.98	195100.00	510418.00	705518.00	84.83
30	CHANDI GARH	55219.00	361134.00	416353.00	86.76	56500.00	556081.00	612581.00	90.39	40300.00	505287.00	545587.00	85.91
31	DADRA & NAGAR HAVELI
32	DAMAN & DI U	23020.00	53308.00	76328.00	69.25	26600.00	77300.00	103900.00	50.02	29700.00	57700.00	87400.00	57.35
33	DELHI	0.00	5793163.00	5793163.00	33.24	0.00	8077150.00	8077150.00	32.55	0.00	7906800.00	7906800.00	32.40
34	LAKSHADWEEP	34480.00	185041.00	219521.00	99.98	57898.00	256790.00	314688.00	99.75	64608.00	222175.00	286783.00	99.74
35	PUDUCHERRY	319906.00	638612.00	958518.00	82.32	447336.00	655275.00	1102611.00	75.80	493006.00	591933.00	1084939.00	76.69
TOTAL U. T.		574264.00	7492318.00	8066582.00	39.98	800764.00	10212539.00	11013303.00	38.59	822714.00	9794313.00	10617027.00	38.13
TOTAL (STATE & UTs)		10011376.00	133962754.00	143974130.00	34.35	17138353.00	174406053.00	191544406.00	33.77	23323335.00	185447763.00	208771098.00	33.17

STATEMENT NO. (10): PLAN & NON-PLAN BUDGETED EXPENDITURE ON SECONDARY EDUCATION (Sub-head wise)

ACCOUNT: REVENUE ACCOUNT
PROGRAM: ASSISTANCE TO NON-GOVT. SECONDARY SCHOOLS

(RUPEES IN THOUSANDS)

SL. NO.	STATE/UNI ON TERRITORY	2008-09(ACTUALS)				2009-10(R. E.)				2010-11(B. E.)			
		PLAN	NON-PLAN	TOTAL	% AGE TO TOTAL EXP. ON SEC. EDN.	PLAN	NON-PLAN	TOTAL	% AGE TO TOTAL EXP. ON SEC. EDN.	PLAN	NON-PLAN	TOTAL	% AGE TO TOTAL EXP. ON SEC. EDN.
1	ANDHRA PRADESH	2123.00	2595088.00	2597211.00	11.42	11623.00	3764896.00	3776519.00	12.62	36450.00	4260726.00	4297176.00	12.92
2	ARUNACHAL PRADESH	460015.00	0.00	460015.00	30.18	30000.00	0.00	30000.00	2.13	0.00	0.00	0.00	0.00
3	ASSAM	128000.00	8332363.00	8460363.00	83.58	14150.00	9106519.00	9120669.00	82.51	14150.00	9106519.00	9120669.00	82.51
4	BIHAR	0.00	188281.00	188281.00	1.33	0.00	354952.00	354952.00	2.45	0.00	2018000.00	2018000.00	10.33
5	CHHATTI SGARH	134359.00	263170.00	397529.00	9.00	140800.00	350000.00	490800.00	5.38	144200.00	500000.00	644200.00	6.05
6	GOA	2562.00	2033476.00	2036038.00	74.11	4050.00	2678201.00	2682251.00	74.54	4050.00	3250100.00	3254150.00	79.17
7	GUJARAT	678863.00	14454279.00	15133142.00	89.66	579805.00	16154600.00	16734405.00	83.97	639222.00	13189069.00	13828291.00	76.14
8	HARYANA	0.00	432422.00	432422.00	3.50	0.00	540000.00	540000.00	3.32	0.00	600000.00	600000.00	3.09
9	HIMACHAL PRADESH	0.00	68399.00	68399.00	1.23	0.00	55000.00	55000.00	0.90	0.00	55000.00	55000.00	0.77
10	JAMMU & KASHMIR	0.00	7000.00	7000.00	0.13	0.00	7500.00	7500.00	0.09	0.00	7500.00	7500.00	0.08
11	JHARKHAND	0.00	520000.00	520000.00	11.90	0.00	499535.00	499535.00	12.31	0.00	499500.00	499500.00	12.89
12	KARNATAKA	119858.00	1944512.00	2064370.00	8.06	152400.00	2320002.00	2472402.00	8.98	225000.00	2433800.00	2658800.00	8.59
13	KERALA	0.00	12191108.00	12191108.00	58.38	0.00	13651460.00	13651460.00	51.79	0.00	13898831.00	13898831.00	51.89
14	MADHYA PRADESH	0.00	93995.00	93995.00	0.90	0.00	183195.00	183195.00	1.07	0.00	183195.00	183195.00	1.09
15	MAHARASHTRA	1862170.00	57864505.00	59726675.00	94.37	2337537.00	88753824.00	91091361.00	94.60	3374456.00	102668692.00	106043148.00	94.28
16	MANI PUR	11900.00	47518.00	59418.00	5.24	5850.00	54617.00	60467.00	4.16	5850.00	54617.00	60467.00	3.11
17	MEGHALAYA	214971.00	587128.00	802099.00	65.83	198343.00	849290.00	1047633.00	69.14	198343.00	849290.00	1047633.00	69.14
18	MIZORAM	213098.00	0.00	213098.00	25.51	246828.00	0.00	246828.00	22.23	190600.00	0.00	190600.00	17.58
19	NAGALAND	0.00	0.00	0.00	0.00	45000.00	0.00	45000.00	3.61	5000.00	0.00	5000.00	0.24
20	ODISHA	351195.00	1322078.00	1673273.00	15.30	709900.00	2177702.00	2887602.00	19.02	679051.00	2327249.00	3006300.00	18.65
21	PUNJAB	0.00	991298.00	991298.00	5.39	0.00	1244904.00	1244904.00	4.97	0.00	1340000.00	1340000.00	4.98
22	RAJASTHAN	0.00	456519.00	456519.00	1.75	1.00	459400.00	459401.00	1.46	1.00	460000.00	460001.00	1.31
23	SIKKIM	7616.00	0.00	7616.00	0.62	7000.00	0.00	7000.00	0.47	5500.00	0.00	5500.00	0.31
24	TAMIL NADU	0.00	11538336.00	11538336.00	32.73	0.00	15147831.00	15147831.00	34.07	0.00	17264194.00	17264194.00	34.98
25	TRIPURA	5008.00	186623.00	191631.00	7.24	10000.00	289706.00	299706.00	7.35	3600.00	316228.00	319828.00	7.65
26	UTTARAKHAND	167078.00	1125091.00	1292169.00	15.60	125492.00	2245000.00	2370492.00	16.78	20720.00	2159000.00	2179720.00	18.79
27	UTTAR PRADESH	48979.00	25979765.00	26028744.00	75.75	136842.00	31156252.00	31293094.00	64.53	312926.00	43390098.00	43703024.00	70.62
28	WEST BENGAL	91920.00	33453165.00	33545085.00	95.25	518915.00	54708269.00	55227184.00	95.65	550918.00	60010983.00	60561901.00	95.29
	TOTAL STATES	4499715.00	176676119.00	181175834.00	45.42	5274536.00	246752655.00	252027191.00	46.79	6410037.00	280842591.00	287252628.00	47.76
29	A. & N. ISLANDS	9967.00	17681.00	27648.00	4.03	18200.00	20000.00	38200.00	4.19	18000.00	20000.00	38000.00	4.57
30	CHANDIGARH	0.00	34278.00	34278.00	7.14	0.00	27000.00	27000.00	3.98	0.00	50000.00	50000.00	7.87
31	DADRA & NAGAR HAVELI	0.00	0.00	0.00	0.00	22700.00	0.00	22700.00	14.70	8400.00	0.00	8400.00	6.83
32	DAMAN & DIU	0.00	27699.00	27699.00	25.13	0.00	85400.00	85400.00	41.12	0.00	59600.00	59600.00	39.11
33	DELHI	0.00	1965764.00	1965764.00	11.28	0.00	3150750.00	3150750.00	12.70	0.00	2930750.00	2930750.00	12.01
34	LAKSHADWEEP	0.00	0.00	0.00	0.00	0.00	0.00	0.00	0.00	0.00	0.00	0.00	0.00
35	PUDUCHERRY	0.00	143798.00	143798.00	12.35	0.00	259829.00	259829.00	17.86	0.00	261752.00	261752.00	18.50
	TOTAL U. T.	9967.00	2189220.00	2199187.00	10.90	40900.00	3542979.00	3583879.00	12.56	26400.00	3322102.00	3348502.00	12.02
	TOTAL (STATE & UTs)	4509682.00	178865339.00	183375021.00	43.75	5315436.00	250295634.00	255611070.00	45.07	6436437.00	284164693.00	290601130.00	46.18

.. NI CNET ..

STATEMENT NO. (10): PLAN & NON-PLAN BUDGETED EXPENDITURE ON SECONDARY EDUCATION (Sub-head wise)

ACCOUNT: REVENUE ACCOUNT
PROGRAM: ASSISTANCE TO LOCAL BODIES FOR SECONDARY EDUCATION

(RUPEES IN THOUSANDS)

SL. NO.	STATE/UNI ON TERRITORY	2008-09(ACTUALS)				2009-10(R. E.)				2010-11(B. E.)			
		PLAN	NON-PLAN	TOTAL	% AGE TO TOTAL EXP. ON SEC. EDN.	PLAN	NON-PLAN	TOTAL	% AGE TO TOTAL EXP. ON SEC. EDN.	PLAN	NON-PLAN	TOTAL	% AGE TO TOTAL EXP. ON SEC. EDN.
1	ANDHRA PRADESH	0.00	14952813.00	14952813.00	65.75	0.00	20678190.00	20678190.00	69.09	0.00	22451382.00	22451382.00	67.48
2	ARUNACHAL PRADESH
3	ASSAM
4	BIHAR	0.00	854775.00	854775.00	6.06	0.00	2372100.00	2372100.00	16.40	0.00	2218548.00	2218548.00	11.36
5	CHHATTI SGARH	505338.00	205060.00	710398.00	16.09	763000.00	535000.00	1298000.00	14.23	955000.00	480000.00	1435000.00	13.48
6	GOA
7	GUJARAT	0.00	671173.00	671173.00	3.98	0.00	708200.00	708200.00	3.55	0.00	786168.00	786168.00	4.33
8	HARYANA
9	HIMACHAL PRADESH
10	JAMMU & KASHMIR
11	JHARKHAND
12	KARNATAKA	1797847.00	17120393.00	18918240.00	73.87	2242652.00	16828509.00	19071161.00	69.25	2591087.00	19105804.00	21696891.00	70.13
13	KERALA	0.00	30332.00	30332.00	0.15	0.00	28450.00	28450.00	0.11	0.00	28450.00	28450.00	0.11
14	MADHYA PRADESH	183397.00	1445032.00	1628429.00	15.58	588302.00	3974433.00	4562735.00	26.72	655800.00	4276340.00	4932140.00	29.22
15	MAHARASHTRA	2489.00	2960066.00	2962555.00	4.68	0.00	4127347.00	4127347.00	4.29	0.00	4749725.00	4749725.00	4.22
16	MANI PUR	19439.00	170.00	19609.00	1.73	20000.00	270.00	20270.00	1.40	20000.00	270.00	20270.00	1.04
17	MEGHALAYA
18	MI ZORAM
19	NAGALAND
20	ODI SHA
21	PUNJAB
22	RAJASTHAN
23	SIKKIM
24	TAMIL NADU	0.00	0.00	0.00	0.00	1.00	0.00	1.00	0.00	1.00	0.00	1.00	0.00
25	TRI PURA	0.00	23990.00	23990.00	0.91	0.00	27122.00	27122.00	0.67	0.00	0.00	0.00	0.00
26	UTTARAKHAND
27	UTTAR PRADESH
28	WEST BENGAL
	TOTAL STATES	2508510.00	38263804.00	40772314.00	10.22	3613955.00	49279621.00	52893576.00	9.82	4221888.00	54096687.00	58318575.00	9.70
29	A. & N. ISLANDS	5131.00	0.00	5131.00	0.75	5200.00	0.00	5200.00	0.57	3800.00	0.00	3800.00	0.46
30	CHANDIGARH
31	DADRA & NAGAR HAVELI
32	DAMAN & DIU
33	DELHI	0.00	198512.00	198512.00	1.14	0.00	456465.00	456465.00	1.84	0.00	488000.00	488000.00	2.00
34	LAKSHADWEEP
35	PUDUCHERRY
	TOTAL U. T.	5131.00	198512.00	203643.00	1.01	5200.00	456465.00	461665.00	1.62	3800.00	488000.00	491800.00	1.77
	TOTAL (STATE & UTs)	2513641.00	38462316.00	40975957.00	9.78	3619155.00	49736086.00	53355241.00	9.41	4225688.00	54584687.00	58810375.00	9.35

... NI CNET ...

STATEMENT NO. (10): PLAN & NON-PLAN BUDGETED EXPENDITURE ON SECONDARY EDUCATION (Sub-head wise)

ACCOUNT: REVENUE ACCOUNT
PROGRAM: SCHOLARSHI PS

(RUPEES IN THOUSANDS)

SL. NO.	STATE/UNI ON TERRITORY	2008-09(ACTUALS)				2009-10(R. E.)				2010-11(B. E.)			
		PLAN	NON-PLAN	TOTAL	% AGE TO TOTAL EXP. ON SEC. EDN.	PLAN	NON-PLAN	TOTAL	% AGE TO TOTAL EXP. ON SEC. EDN.	PLAN	NON-PLAN	TOTAL	% AGE TO TOTAL EXP. ON SEC. EDN.
1	ANDHRA PRADESH	0.00	10845.00	10845.00	0.05	0.00	15383.00	15383.00	0.05	0.00	15383.00	15383.00	0.05
2	ARUNACHAL PRADESH	29903.00	0.00	29903.00	1.96	40000.00	0.00	40000.00	2.84	40000.00	0.00	40000.00	4.26
3	ASSAM	1275.00	7600.00	8875.00	0.09	2300.00	8600.00	10900.00	0.10	2300.00	8600.00	10900.00	0.10
4	BI HAR	0.00	18100.00	18100.00	0.13	0.00	22000.00	22000.00	0.15	50000.00	22000.00	72000.00	0.37
5	CHHATTI SGARH	7352.00	511.00	7863.00	0.18	21690.00	1000.00	22690.00	0.25	21690.00	1000.00	22690.00	0.21
6	GOA	0.00	2340.00	2340.00	0.09	0.00	2750.00	2750.00	0.08	0.00	2750.00	2750.00	0.07
7	GUJARAT	579.00	0.00	579.00	0.00	1800.00	0.00	1800.00	0.01	2736.00	0.00	2736.00	0.02
8	HARYANA	56950.00	550.00	57500.00	0.47	612410.00	2600.00	615010.00	3.78	381310.00	2600.00	383910.00	1.98
9	HI MACHAL PRADESH	1828.00	3179.00	5007.00	0.09	1737.00	1500.00	3237.00	0.05	2989.00	1500.00	4489.00	0.06
10	JAMMU & KASHMI R	0.00	33426.00	33426.00	0.64	0.00	43107.00	43107.00	0.54	0.00	43907.00	43907.00	0.49
11	JHARKHAND	150.00	0.00	150.00	0.00	150.00	0.00	150.00	0.00	150.00	0.00	150.00	0.00
12	KARNATAKA	13000.00	27849.00	40849.00	0.16	15000.00	28174.00	43174.00	0.16	20000.00	29300.00	49300.00	0.16
13	KERALA	93653.00	6959.00	100612.00	0.48	645339.00	9000.00	654339.00	2.48	359410.00	9000.00	368410.00	1.38
14	MADHYA PRADESH	0.00	35297.00	35297.00	0.06	0.00	40379.00	40379.00	0.04	0.00	41981.00	41981.00	0.04
15	MAHARASHTRA	0.00	2965.00	2965.00	0.26	0.00	9024.00	9024.00	0.62	0.00	9024.00	9024.00	0.46
16	MANI PUR	0.00	2951.00	2951.00	0.24	5100.00	3096.00	8196.00	0.54	5100.00	3096.00	8196.00	0.54
17	MEGHALAYA	0.00	8147.00	8147.00	2.20	16000.00	8250.00	24250.00	2.18	16000.00	8280.00	24280.00	2.24
18	MI ZORAM	10230.00	26916.00	37146.00	0.90	0.00	4035.00	4035.00	0.32	0.00	4035.00	4035.00	0.19
19	NAGALAND	0.00	2934.00	2934.00	0.03	11700.00	3860.00	15560.00	0.10	2.00	3860.00	3862.00	0.02
20	ODI SHA	0.00	1266.00	1266.00	0.01	0.00	12565.00	12565.00	0.05	0.00	8065.00	8065.00	0.03
21	PUNJAB	14146.00	137784.00	151930.00	0.58	95150.00	167300.00	262450.00	0.83	82200.00	167500.00	249700.00	0.71
22	RAJASTHAN	1259.00	0.00	1259.00	0.10	1200.00	0.00	1200.00	0.08	0.00	0.00	0.00	0.00
23	SI KKI M	51610.00	14586.00	66196.00	0.19	62686.00	17634.00	80320.00	0.18	62686.00	17634.00	80320.00	0.16
24	TAMI L NADU	18038.00	0.00	18038.00	0.68	37285.00	0.00	37285.00	0.91	37250.00	0.00	37250.00	0.89
25	TRI PURA	230.00	2239.00	2469.00	0.03	610.00	2853.00	3463.00	0.02	666.00	2850.00	3516.00	0.03
26	UTTARAKHAND	0.00	5642.00	5642.00	0.02	0.00	14000.00	14000.00	0.03	0.00	14000.00	14000.00	0.02
27	UTTAR PRADESH	0.00	1152.00	1152.00	0.00	0.00	2267.00	2267.00	0.00	0.00	2392.00	2392.00	0.00
28	WEST BENGAL	0.00	1152.00	1152.00	0.00	0.00	2267.00	2267.00	0.00	0.00	2392.00	2392.00	0.00
TOTAL STATES		300203.00	353238.00	653441.00	0.16	1570157.00	419377.00	1989534.00	0.37	1084489.00	418757.00	1503246.00	0.25
29	A. & N. ISLANDS	297.00	345.00	642.00	0.09	400.00	1000.00	1400.00	0.15	12500.00	1000.00	13500.00	1.62
30	CHANDI GARH	0.00	197.00	197.00	0.04	0.00	231.00	231.00	0.03	0.00	274.00	274.00	0.04
31	DADRA & NAGAR HAVELI
32	DAMAN & DI U
33	DELHI
34	LAKSHADWEEP
35	PUDUCHERRY	9930.00	1948.00	11878.00	1.02	25799.00	2030.00	27829.00	1.91	11099.00	2013.00	13112.00	0.93
TOTAL U. T.		10227.00	2490.00	12717.00	0.06	26199.00	3261.00	29460.00	0.10	23599.00	3287.00	26886.00	0.10
TOTAL (STATE & UTs)		310430.00	355728.00	666158.00	0.16	1596356.00	422638.00	2018994.00	0.36	1108088.00	422044.00	1530132.00	0.24

STATEMENT NO. (10): PLAN & NON-PLAN BUDGETED EXPENDITURE ON SECONDARY EDUCATION (Sub-head wise)

ACCOUNT: REVENUE ACCOUNT
PROGRAM: TEACHER' S TRAI NI NG

(RUPEES I N THOUSANDS)

SL. NO.	STATE/UNI ON TERRITORY	2008-09(ACTUALS)				2009-10(R. E.)				2010-11(B. E.)			
		PLAN	NON-PLAN	TOTAL	% AGE TO TOTAL EXP. ON SEC. EDN.	PLAN	NON-PLAN	TOTAL	% AGE TO TOTAL EXP. ON SEC. EDN.	PLAN	NON-PLAN	TOTAL	% AGE TO TOTAL EXP. ON SEC. EDN.
1	ANDHRA PRADESH	110831.00	162661.00	273492.00	1.20	5000.00	195064.00	200064.00	0.67	5000.00	230388.00	235388.00	0.71
2	ARUNACHAL PRADESH	29076.00	0.00	29076.00	1.91	56351.00	0.00	56351.00	4.00	0.00	0.00	0.00	0.00
3	ASSAM	1000.00	1118.00	2118.00	0.02	500.00	1266.00	1766.00	0.02	500.00	1266.00	1766.00	0.02
4	BI HAR
5	CHHATTI SGARH	9336.00	24985.00	34321.00	0.78	34390.00	35900.00	70290.00	0.77	34890.00	38000.00	72890.00	0.68
6	GOA
7	GUJARAT	0.00	8675.00	8675.00	0.05	0.00	7550.00	7550.00	0.04	0.00	5970.00	5970.00	0.03
8	HARYANA	7984.00	8713.00	16697.00	0.14	10000.00	10795.00	20795.00	0.13	10000.00	11744.00	21744.00	0.11
9	HIMACHAL PRADESH	0.00	0.00	0.00	0.00	1.00	0.00	1.00	0.00	3.00	0.00	3.00	0.00
10	JAMMU & KASHMIR
11	JHARKHAND
12	KARNATAKA	926.00	4026.00	4952.00	0.02	1000.00	1795.00	2795.00	0.01	50000.00	1866.00	51866.00	0.17
13	KERALA
14	MADHYA PRADESH	57092.00	45916.00	103008.00	0.99	111125.00	62826.00	173951.00	1.02	160352.00	66380.00	226732.00	1.34
15	MAHARASHTRA	2090.00	237489.00	239579.00	0.38	6401.00	348423.00	354824.00	0.37	4100.00	393940.00	398040.00	0.35
16	MANI PUR	29.00	3369.00	3398.00	0.30	150.00	4335.00	4485.00	0.31	150.00	6029.00	6179.00	0.32
17	MEGHALAYA	3000.00	5430.00	8430.00	0.69	5000.00	8042.00	13042.00	0.86	5000.00	8042.00	13042.00	0.86
18	MI ZORAM	0.00	50.00	50.00	0.01	0.00	100.00	100.00	0.01	0.00	100.00	100.00	0.01
19	NAGALAND	5026.00	21286.00	26312.00	0.88	6500.00	24325.00	30825.00	2.48	5600.00	34106.00	39706.00	1.92
20	ODI SHA	0.00	150475.00	150475.00	1.38	0.00	206525.00	206525.00	1.36	0.00	227392.00	227392.00	1.41
21	PUNJAB	0.00	6093.00	6093.00	0.03	0.00	6103.00	6103.00	0.02	0.00	4303.00	4303.00	0.02
22	RAJASTHAN
23	SI KKI M	321974.00	700834.00	1022808.00	83.70	284800.00	1039045.00	1323845.00	88.81	333121.00	1283649.00	1616770.00	90.45
24	TAMI L NADU	244662.00	42911.00	287573.00	0.82	295706.00	53488.00	349194.00	0.79	369368.00	49451.00	418819.00	0.85
25	TRI PURA	603.00	7268.00	7871.00	0.30	854.00	11545.00	12399.00	0.30	650.00	15972.00	16622.00	0.40
26	UTTARAKHAND
27	UTTAR PRADESH	0.00	239995.00	239995.00	0.70	0.00	138.00	138.00	0.00	0.00	138.00	138.00	0.00
28	WEST BENGAL	0.00	46997.00	46997.00	0.13	0.00	56219.00	56219.00	0.10	0.00	62103.00	62103.00	0.10
	TOTAL STATES	793629.00	1718291.00	2511920.00	0.63	817778.00	2073484.00	2891262.00	0.54	978734.00	2440839.00	3419573.00	0.57
29	A. & N. ISLANDS
30	CHANDI GARH	0.00	256.00	256.00	0.05	0.00	240.00	240.00	0.04	0.00	250.00	250.00	0.04
31	DADRA & NAGAR HAVELI	50.00	0.00	50.00	0.06	50.00	0.00	50.00	0.03	50.00	0.00	50.00	0.04
32	DAMAN & DI U
33	DELHI	86752.00	0.00	86752.00	0.50	2000.00	0.00	2000.00	0.01	82000.00	0.00	82000.00	0.34
34	LAKSHADWEEP
35	PUDUCHERRY	6585.00	0.00	6585.00	0.57	10058.00	0.00	10058.00	0.69	1.00	0.00	1.00	0.00
	TOTAL U. T.	93387.00	256.00	93643.00	0.46	12108.00	240.00	12348.00	0.04	82051.00	250.00	82301.00	0.30
	TOTAL (STATE & UTs)	887016.00	1718547.00	2605563.00	0.62	829886.00	2073724.00	2903610.00	0.51	1060785.00	2441089.00	3501874.00	0.56

.. NI CNET ..

STATEMENT NO. (10): PLAN & NON-PLAN BUDGETED EXPENDITURE ON SECONDARY EDUCATION (Sub-head wise)

ACCOUNT: REVENUE ACCOUNT
PROGRAM: TEXTS BOOKS

(RUPEES IN THOUSANDS)

SL. NO.	STATE/UNI ON TERRITORY	2008-09(ACTUALS)				2009-10(R. E.)				2010-11(B. E.)			
		PLAN	NON-PLAN	TOTAL	% AGE TO TOTAL EXP. ON SEC. EDN.	PLAN	NON-PLAN	TOTAL	% AGE TO TOTAL EXP. ON SEC. EDN.	PLAN	NON-PLAN	TOTAL	% AGE TO TOTAL EXP. ON SEC. EDN.
1	ANDHRA PRADESH	0.00	845777.00	845777.00	3.72	0.00	890327.00	890327.00	2.97	0.00	926848.00	926848.00	2.79
2	ARUNACHAL PRADESH	46072.00	0.00	46072.00	3.02	47800.00	0.00	47800.00	3.39	0.00	0.00	0.00	0.00
3	ASSAM
4	BI HAR
5	CHHATTI SGARH	73252.00	0.00	73252.00	1.66	90400.00	0.00	90400.00	0.99	115000.00	0.00	115000.00	1.08
6	GOA
7	GUJARAT	19180.00	0.00	19180.00	0.11	19200.00	0.00	19200.00	0.10	22000.00	0.00	22000.00	0.12
8	HARYANA
9	HIMACHAL PRADESH
10	JAMMU & KASHMIR
11	JHARKHAND
12	KARNATAKA	0.00	58975.00	58975.00	0.23	0.00	121290.00	121290.00	0.44	0.00	121959.00	121959.00	0.39
13	KERALA	0.00	427111.00	427111.00	2.05	0.00	505269.00	505269.00	1.92	0.00	505252.00	505252.00	1.89
14	MADHYA PRADESH	210640.00	0.00	210640.00	2.01	400450.00	0.00	400450.00	2.35	389677.00	0.00	389677.00	2.31
15	MAHARASHTRA
16	MANI PUR
17	MEGHALAYA	0.00	1297.00	1297.00	0.11	0.00	1574.00	1574.00	0.10	0.00	1574.00	1574.00	0.10
18	MI ZORAM
19	NAGALAND	0.00	320.00	320.00	0.01	0.00	25650.00	25650.00	2.06	10000.00	29679.00	39679.00	1.91
20	ODI SHA
21	PUNJAB
22	RAJASTHAN
23	SIKKIM	23605.00	0.00	23605.00	1.93	11938.00	0.00	11938.00	0.80	20000.00	0.00	20000.00	1.12
24	TAMIL NADU	182194.00	0.00	182194.00	0.52	321422.00	0.00	321422.00	0.72	273616.00	0.00	273616.00	0.55
25	TRI PURA
26	UTTARAKHAND
27	UTTAR PRADESH
28	WEST BENGAL	0.00	450.00	450.00	0.00	0.00	526.00	526.00	0.00	0.00	579.00	579.00	0.00
	TOTAL STATES	554943.00	1333930.00	1888873.00	0.47	891210.00	1544636.00	2435846.00	0.45	830293.00	1585891.00	2416184.00	0.40
29	A. & N. ISLANDS	2753.00	2640.00	5393.00	0.79	5223.00	4421.00	9644.00	1.06	6300.00	3930.00	10230.00	1.23
30	CHANDIGARH
31	DADRA & NAGAR HAVELI
32	DAMAN & DIU
33	DELHI	347908.00	1853.00	349761.00	2.01	480800.00	2600.00	483400.00	1.95	550000.00	2600.00	552600.00	2.26
34	LAKSHADWEEP
35	PUDUCHERRY
	TOTAL U. T.	350661.00	4493.00	355154.00	1.76	486023.00	7021.00	493044.00	1.73	556300.00	6530.00	562830.00	2.02
	TOTAL (STATE & UTs)	905604.00	1338423.00	2244027.00	0.54	1377233.00	1551657.00	2928890.00	0.52	1386593.00	1592421.00	2979014.00	0.47

... NI CNET ...

STATEMENT NO. (10): PLAN & NON-PLAN BUDGETED EXPENDITURE ON SECONDARY EDUCATION (Sub-head wise)

ACCOUNT: REVENUE ACCOUNT
PROGRAM: NON FORMAL EDUCATION

(RUPEES IN THOUSANDS)

SL. NO.	STATE/UNI ON TERRITORY	2008-09(ACTUALS)				2009-10(R. E.)				2010-11(B. E.)			
		PLAN	NON-PLAN	TOTAL	% AGE TO TOTAL EXP. ON SEC. EDN.	PLAN	NON-PLAN	TOTAL	% AGE TO TOTAL EXP. ON SEC. EDN.	PLAN	NON-PLAN	TOTAL	% AGE TO TOTAL EXP. ON SEC. EDN.
1	ANDHRA PRADESH
2	ARUNACHAL PRADESH
3	ASSAM
4	BI HAR
5	CHHATTI SGARH
6	GOA
7	GUJARAT
8	HARYANA
9	HI MACHAL PRADESH
10	JAMMU & KASHMI R
11	JHARKHAND
12	KARNATAKA
13	KERALA
14	MADHYA PRADESH	469.00	0.00	469.00	0.00	80000.00	0.00	80000.00	0.47	0.00	0.00	0.00	0.00
15	MAHARASHTRA
16	MANI PUR
17	MEGHALAYA
18	MI ZORAM	0.00	1103.00	1103.00	0.13	0.00	1250.00	1250.00	0.11	0.00	1375.00	1375.00	0.13
19	NAGALAND	0.00	7260.00	7260.00	0.24	0.00	0.00	0.00	0.00	0.00	0.00	0.00	0.00
20	ODI SHA
21	PUNJAB
22	RAJASTHAN
23	SI KKI M
24	TAMI L NADU
25	TRI PURA
26	UTTARAKHAND
27	UTTAR PRADESH
28	WEST BENGAL
TOTAL STATES		469.00	8363.00	8832.00	0.00	80000.00	1250.00	81250.00	0.02	0.00	1375.00	1375.00	0.00
29	A. & N. ISLANDS
30	CHANDI GARH
31	DADRA & NAGAR HAVELI
32	DAMAN & DI U
33	DELHI
34	LAKSHADWEEP
35	PUDUCHERRY
TOTAL U. T.		0.00	0.00	0.00	0.00	0.00	0.00	0.00	0.00	0.00	0.00	0.00	0.00
TOTAL (STATE & UTs)		469.00	8363.00	8832.00	0.00	80000.00	1250.00	81250.00	0.01	...	1375.00	1375.00	0.00

.. NI CNET ..

STATEMENT NO. (12): PLAN & NON-PLAN BUDGETED EXPENDITURE ON ADULT EDUCATION (Sub-head wise)

ACCOUNT: REVENUE ACCOUNT
PROGRAM: DIRECTION & ADMINISTRATION

(RUPEES IN THOUSANDS)

SL. NO.	STATE/UNION TERRITORY	2008-09(ACTUALS)				2009-10(R. E.)				2010-11(B. E.)			
		PLAN	NON-PLAN	TOTAL	% AGE TO TOTAL EXP. ON ADL. EDN.	PLAN	NON-PLAN	TOTAL	% AGE TO TOTAL EXP. ON ADL. EDN.	PLAN	NON-PLAN	TOTAL	% AGE TO TOTAL EXP. ON ADL. EDN.
1	ANDHRA PRADESH	0.00	126060.00	126060.00	94.81	0.00	166404.00	166404.00	96.02	0.00	192586.00	192586.00	39.10
2	ARUNACHAL PRADESH	11263.00	19529.00	30792.00	100.00	20310.00	39392.00	59702.00	100.00	11400.00	33588.00	44988.00	100.00
3	ASSAM	1100.00	148793.00	149893.00	92.53	1100.00	151452.00	152552.00	90.03	1100.00	151452.00	152552.00	90.03
4	BIHAR	0.00	7977.00	7977.00	16.57	0.00	10021.00	10021.00	1.63	0.00	13357.00	13357.00	1.61
5	CHHATTI SGARH
6	GOA
7	GUJARAT	0.00	872.00	872.00	5.50	0.00	660.00	660.00	0.36	0.00	1000.00	1000.00	0.07
8	HARYANA
9	HIMACHAL PRADESH
10	JAMMU & KASHMIR
11	JHARKHAND
12	KARNATAKA	158486.00	5492.00	163978.00	85.58	115000.00	6464.00	121464.00	80.01	70000.00	7842.00	77842.00	71.01
13	KERALA	3000.00	0.00	3000.00	7.94	16000.00	0.00	16000.00	24.24	7500.00	0.00	7500.00	8.57
14	MADHYA PRADESH
15	MAHARASHTRA
16	MANI PUR	5940.00	26340.00	32280.00	100.00	6000.00	35694.00	41694.00	100.00	6000.00	49877.00	55877.00	100.00
17	MEGHALAYA	1550.00	1505.00	3055.00	12.28	1900.00	2263.00	4163.00	12.98	1900.00	2263.00	4163.00	12.98
18	MIZORAM	7836.00	12925.00	20761.00	91.47	8360.00	19519.00	27879.00	90.23	7810.00	21035.00	28845.00	89.59
19	NAGALAND
20	ODISHA	12197.00	0.00	12197.00	70.77	14824.00	0.00	14824.00	40.76	16200.00	0.00	16200.00	25.51
21	PUNJAB
22	RAJASTHAN
23	SIKKIM
24	TAMIL NADU	0.00	6312.00	6312.00	100.00	0.00	11116.00	11116.00	88.17	0.00	11964.00	11964.00	25.57
25	TRIPURA
26	UTTARAKHAND
27	UTTAR PRADESH
28	WEST BENGAL	0.00	8354.00	8354.00	14.77	105.00	11212.00	11317.00	6.20	500.00	12358.00	12858.00	3.82
	TOTAL STATES	201372.00	364159.00	565531.00	42.48	183599.00	454197.00	637796.00	24.55	122410.00	497322.00	619732.00	12.79
29	A. & N. ISLANDS
30	CHANDIGARH
31	DADRA & NAGAR HAVELI
32	DAMAN & DIU
33	DELHI	0.00	854.00	854.00	0.14	0.00	1550.00	1550.00	0.16	0.00	1450.00	1450.00	0.16
34	LAKSHADWEEP
35	PUDUCHERRY
	TOTAL U. T.	0.00	854.00	854.00	0.13	0.00	1550.00	1550.00	0.15	0.00	1450.00	1450.00	0.15
	TOTAL (STATE & UTs)	201372.00	365013.00	566385.00	28.66	183599.00	455747.00	639346.00	17.71	122410.00	498772.00	621182.00	10.73

... NI CNET ...

STATEMENT NO. (12): PLAN & NON-PLAN BUDGETED EXPENDITURE ON ADULT EDUCATION (Sub-head wise)

ACCOUNT: REVENUE ACCOUNT
PROGRAM: RURAL FUNCTIONAL LITERACY PROGRAMME

(RUPEES IN THOUSANDS)

SL. NO.	STATE/UNI ON TERRITORY	2008-09(ACTUALS)				2009-10(R. E.)				2010-11(B. E.)			
		PLAN	NON-PLAN	TOTAL	% AGE TO TOTAL EXP. ON ADL. EDN.	PLAN	NON-PLAN	TOTAL	% AGE TO TOTAL EXP. ON ADL. EDN.	PLAN	NON-PLAN	TOTAL	% AGE TO TOTAL EXP. ON ADL. EDN.
1	ANDHRA PRADESH	2304.00	0.00	2304.00	1.73	2316.00	0.00	2316.00	1.34	0.00	0.00	0.00	0.00
2	ARUNACHAL PRADESH
3	ASSAM	0.00	0.00	0.00	0.00	0.00	5000.00	5000.00	2.95	0.00	5000.00	5000.00	2.95
4	BIHAR
5	CHHATTI SGARH
6	GOA
7	GUJARAT	0.00	11410.00	11410.00	71.93	0.00	12270.00	12270.00	6.74	0.00	13952.00	13952.00	1.04
8	HARYANA
9	HIMACHAL PRADESH	2543.00	0.00	2543.00	30.22	5003.00	0.00	5003.00	30.90	3428.00	0.00	3428.00	20.81
10	JAMMU & KASHMIR
11	JHARKHAND
12	KARNATAKA	0.00	0.00	0.00	0.00	2742.00	0.00	2742.00	1.81	0.00	0.00	0.00	0.00
13	KERALA	34800.00	0.00	34800.00	92.06	50000.00	0.00	50000.00	75.76	80000.00	0.00	80000.00	91.43
14	MADHYA PRADESH
15	MAHARASHTRA
16	MANI PUR
17	MEGHALAYA	0.00	225.00	225.00	0.90	0.00	200.00	200.00	0.62	0.00	200.00	200.00	0.62
18	MIZORAM	70.00	1867.00	1937.00	8.53	100.00	2800.00	2900.00	9.39	100.00	3130.00	3230.00	10.03
19	NAGALAND	0.00	777.00	777.00	100.00	0.00	9681.00	9681.00	100.00	5000.00	11123.00	16123.00	100.00
20	ODISHA
21	PUNJAB
22	RAJASTHAN
23	SIKKIM
24	TAMIL NADU
25	TRIPURA
26	UTTARAKHAND
27	UTTAR PRADESH
28	WEST BENGAL	0.00	1735.00	1735.00	3.07	0.00	2245.00	2245.00	1.23	0.00	2526.00	2526.00	0.75
	TOTAL STATES	39717.00	16014.00	55731.00	4.19	60161.00	32196.00	92357.00	3.55	88528.00	35931.00	124459.00	2.57
29	A. & N. ISLANDS
30	CHANDIGARH
31	DADRA & NAGAR HAVELI
32	DAMAN & DIU
33	DELHI
34	LAKSHADWEEP
35	PUDUCHERRY
	TOTAL U. T.	0.00	0.00	0.00	0.00	0.00	0.00	0.00	0.00	0.00	0.00	0.00	0.00
	TOTAL (STATE & UTs)	39717.00	16014.00	55731.00	2.82	60161.00	32196.00	92357.00	2.56	88528.00	35931.00	124459.00	2.15

STATEMENT NO. (12): PLAN & NON-PLAN BUDGETED EXPENDITURE ON ADULT EDUCATION (Sub-head wise)

ACCOUNT: REVENUE ACCOUNT
PROGRAM: STATE ADULT EDUCATION PROGRAMME

(RUPEES IN THOUSANDS)

SL. NO.	STATE/UNI ON TERRITORY	2008-09(ACTUALS)				2009-10(R. E.)				2010-11(B. E.)			
		PLAN	NON-PLAN	TOTAL	% AGE TO TOTAL EXP. ON ADL. EDN.	PLAN	NON-PLAN	TOTAL	% AGE TO TOTAL EXP. ON ADL. EDN.	PLAN	NON-PLAN	TOTAL	% AGE TO TOTAL EXP. ON ADL. EDN.
1	ANDHRA PRADESH
2	ARUNACHAL PRADESH
3	ASSAM
4	BI HAR
5	CHHATTI SGARH
6	GOA
7	GUJARAT
8	HARYANA
9	HIMACHAL PRADESH
10	JAMMU & KASHMIR	0.00	0.00	0.00	0.00	10000.00	0.00	10000.00	100.00	100000.00	0.00	100000.00	100.00
11	JHARKHAND
12	KARNATAKA
13	KERALA
14	MADHYA PRADESH
15	MAHARASHTRA
16	MANI PUR
17	MEGHALAYA
18	MIZORAM
19	NAGALAND
20	ODISHA
21	PUNJAB
22	RAJASTHAN
23	SIKKIM
24	TAMIL NADU
25	TRIPURA
26	UTTARAKHAND
27	UTTAR PRADESH
28	WEST BENGAL
TOTAL STATES		0.00	0.00	0.00	0.00	10000.00	0.00	10000.00	0.38	100000.00	0.00	100000.00	2.06
29	A. & N. ISLANDS
30	CHANDIGARH
31	DADRA & NAGAR HAVELI
32	DAMAN & DIU
33	DELHI
34	LAKSHADWEEP
35	PUDUCHERRY
TOTAL U. T.		0.00	0.00	0.00	0.00	0.00	0.00	0.00	0.00	0.00	0.00	0.00	0.00
TOTAL (STATE & UTs)		0.00	0.00	10000.00	...	10000.00	0.28	100000.00	...	100000.00	1.73

... NI CNET ...

STATEMENT NO. (12): PLAN & NON-PLAN BUDGETED EXPENDITURE ON ADULT EDUCATION (Sub-head wise)

ACCOUNT: REVENUE ACCOUNT
PROGRAM: OTHER ADULT EDUCATION PROGRAMME

(RUPEES IN THOUSANDS)

SL. NO.	STATE/UNION TERRITORY	2008-09(ACTUALS)				2009-10(R. E.)				2010-11(B. E.)			
		PLAN	NON-PLAN	TOTAL	% AGE TO TOTAL EXP. ON ADL. EDN.	PLAN	NON-PLAN	TOTAL	% AGE TO TOTAL EXP. ON ADL. EDN.	PLAN	NON-PLAN	TOTAL	% AGE TO TOTAL EXP. ON ADL. EDN.
1	ANDHRA PRADESH	4596.00	0.00	4596.00	3.46	4584.00	0.00	4584.00	2.65	300000.00	0.00	300000.00	60.90
2	ARUNACHAL PRADESH
3	ASSAM	600.00	0.00	600.00	0.37	900.00	0.00	900.00	0.53	900.00	0.00	900.00	0.53
4	BIHAR	0.00	33152.00	33152.00	68.85	0.00	50802.00	50802.00	8.24	0.00	66977.00	66977.00	8.07
5	CHHATTI SGARH	9379.00	0.00	9379.00	100.00	5600.00	0.00	5600.00	100.00	51800.00	0.00	51800.00	100.00
6	GOA	194.00	11142.00	11336.00	99.05	250.00	13165.00	13415.00	98.03	15350.00	13865.00	29215.00	98.58
7	GUJARAT	2142.00	0.00	2142.00	13.50	166700.00	0.00	166700.00	91.53	1088076.00	0.00	1088076.00	81.20
8	HARYANA	1500.00	8423.00	9923.00	100.00	4100.00	10039.00	14139.00	100.00	15000.00	9910.00	24910.00	100.00
9	HIMACHAL PRADESH	1005.00	4834.00	5839.00	69.39	1505.00	9058.00	10563.00	65.23	1325.00	10958.00	12283.00	74.58
10	JAMMU & KASHMIR
11	JHARKHAND
12	KARNATAKA	6000.00	21626.00	27626.00	14.42	5000.00	22597.00	27597.00	18.18	9000.00	22775.00	31775.00	28.99
13	KERALA
14	MADHYA PRADESH
15	MAHARASHTRA	0.00	25125.00	25125.00	19.63	1406.00	32101.00	33507.00	18.07	0.00	34997.00	34997.00	18.67
16	MANI PUR
17	MEGHALAYA	1450.00	20146.00	21596.00	86.81	2100.00	25606.00	27706.00	86.39	2100.00	25606.00	27706.00	86.39
18	MIZORAM	0.00	0.00	0.00	0.00	0.00	120.00	120.00	0.39	0.00	120.00	120.00	0.37
19	NAGALAND
20	ODISHA	0.00	0.00	0.00	0.00	4826.00	0.00	4826.00	13.27	19998.00	0.00	19998.00	31.49
21	PUNJAB	0.00	3307.00	3307.00	98.51	0.00	4000.00	4000.00	100.00	0.00	4000.00	4000.00	28.57
22	RAJASTHAN	72442.00	45713.00	118155.00	82.31	151604.00	54582.00	206186.00	93.00	361000.00	57532.00	418532.00	97.96
23	SIKKIM	0.00	0.00	0.00	0.00	0.00	0.00	0.00	0.00	1000.00	0.00	1000.00	100.00
24	TAMIL NADU	0.00	0.00	0.00	0.00	1492.00	0.00	1492.00	11.83	34830.00	0.00	34830.00	74.43
25	TRIPURA	3743.00	230583.00	234326.00	100.00	15238.00	338308.00	353546.00	99.74	10100.00	317180.00	327280.00	99.70
26	UTTARAKHAND
27	UTTAR PRADESH
28	WEST BENGAL	0.00	14544.00	14544.00	25.71	0.00	25208.00	25208.00	13.80	0.00	27829.00	27829.00	8.27
	TOTAL STATES	103051.00	418595.00	521646.00	39.18	365305.00	585586.00	950891.00	36.60	1910479.00	591749.00	2502228.00	51.63
29	A. & N. ISLANDS	0.00	5447.00	5447.00	89.83	0.00	9426.00	9426.00	92.03	0.00	7727.00	7727.00	89.51
30	CHANDIGARH
31	DADRA & NAGAR HAVELI	0.00	562.00	562.00	100.00	0.00	500.00	500.00	100.00	0.00	670.00	670.00	100.00
32	DAMAN & DIU	40.00	763.00	803.00	100.00	500.00	700.00	1200.00	100.00	200.00	900.00	1100.00	100.00
33	DELHI	0.00	0.00	0.00	0.00	0.00	350.00	350.00	0.04	0.00	1250.00	1250.00	0.14
34	LAKSHADWEEP
35	PUDUCHERRY	0.00	4281.00	4281.00	100.00	1000.00	4996.00	5996.00	100.00	12700.00	4589.00	17289.00	100.00
	TOTAL U. T.	40.00	11053.00	11093.00	1.72	1500.00	15972.00	17472.00	1.73	12900.00	15136.00	28036.00	2.97
	TOTAL (STATE & UTs)	103091.00	429648.00	532739.00	26.95	366805.00	601558.00	968363.00	26.83	1923379.00	606885.00	2530264.00	43.70

.. NICNET ..

STATEMENT NO. (12): PLAN & NON-PLAN BUDGETED EXPENDITURE ON ADULT EDUCATION (Sub-head wise)

ACCOUNT: REVENUE ACCOUNT
PROGRAM: OTHER EXPENDITURE

(RUPEES IN THOUSANDS)

SL. NO.	STATE/UNION TERRITORY	2008-09(ACTUALS)				2009-10(R. E.)				2010-11(B. E.)			
		PLAN	NON-PLAN	TOTAL	% AGE TO TOTAL EXP. ON ADL. EDN.	PLAN	NON-PLAN	TOTAL	% AGE TO TOTAL EXP. ON ADL. EDN.	PLAN	NON-PLAN	TOTAL	% AGE TO TOTAL EXP. ON ADL. EDN.
1	ANDHRA PRADESH
2	ARUNACHAL PRADESH
3	ASSAM	11500.00	0.00	11500.00	7.10	11000.00	0.00	11000.00	6.49	11000.00	0.00	11000.00	6.49
4	BIHAR	7022.00	0.00	7022.00	14.58	555563.00	0.00	555563.00	90.13	750000.00	0.00	750000.00	90.33
5	CHHATTI SGARH
6	GOA	109.00	0.00	109.00	0.95	270.00	0.00	270.00	1.97	420.00	0.00	420.00	1.42
7	GUJARAT	1438.00	0.00	1438.00	9.07	2500.00	0.00	2500.00	1.37	236924.00	0.00	236924.00	17.68
8	HARYANA
9	HIMACHAL PRADESH	0.00	33.00	33.00	0.39	0.00	627.00	627.00	3.87	0.00	759.00	759.00	4.61
10	JAMMU & KASHMIR
11	JHARKHAND
12	KARNATAKA
13	KERALA
14	MADHYA PRADESH	2990.00	0.00	2990.00	100.00	8071.00	0.00	8071.00	100.00	8071.00	0.00	8071.00	100.00
15	MAHARASHTRA	0.00	102897.00	102897.00	80.37	0.00	151949.00	151949.00	81.93	0.00	152412.00	152412.00	81.33
16	MANI PUR
17	MEGHALAYA
18	MIZORAM
19	NAGALAND
20	ODISHA	5038.00	0.00	5038.00	29.23	16715.00	0.00	16715.00	45.96	27302.00	0.00	27302.00	43.00
21	PUNJAB	50.00	0.00	50.00	1.49	0.00	0.00	0.00	0.00	10000.00	0.00	10000.00	71.43
22	RAJASTHAN	20811.00	4576.00	25387.00	17.69	10122.00	5386.00	15508.00	7.00	3026.00	5686.00	8712.00	2.04
23	SIKKIM
24	TAMIL NADU
25	TRIPURA	0.00	0.00	0.00	0.00	919.00	0.00	919.00	0.26	1000.00	0.00	1000.00	0.30
26	UTTARAKHAND
27	UTTAR PRADESH
28	WEST BENGAL	31676.00	255.00	31931.00	56.45	143000.00	847.00	143847.00	78.77	292300.00	937.00	293237.00	87.16
	TOTAL STATES	80634.00	107761.00	188395.00	14.15	748160.00	158809.00	906969.00	34.91	1340043.00	159794.00	1499837.00	30.95
29	A. & N. ISLANDS	0.00	617.00	617.00	10.17	0.00	816.00	816.00	7.97	0.00	906.00	906.00	10.49
30	CHANDIGARH	7500.00	499.00	7999.00	100.00	11600.00	500.00	12100.00	100.00	6000.00	12600.00	18600.00	100.00
31	DADRA & NAGAR HAVELI
32	DAMAN & DIU
33	DELHI	39551.00	585066.00	624617.00	99.86	26000.00	953550.00	979550.00	99.81	32500.00	862550.00	895050.00	99.70
34	LAKSHADWEEP
35	PUDUCHERRY
	TOTAL U. T.	47051.00	586182.00	633233.00	98.15	37600.00	954866.00	992466.00	98.12	38500.00	876056.00	914556.00	96.88
	TOTAL (STATE & UTs)	127685.00	693943.00	821628.00	41.57	785760.00	1113675.00	1899435.00	52.62	1378543.00	1035850.00	2414393.00	41.70

... NI CNET ...

STATEMENT NO. (14): PLAN & NON-PLAN BUDGETED EXPENDITURE ON UNIVERSITY/DL/SCHOLARSHIPS (Sub-head wise)

ACCOUNT: REVENUE ACCOUNT
PROGRAM: DIRECTI ON & ADMINI STRATI ON

(RUPEES I N THOUSANDS)

SL. NO.	STATE/UNI ON TERRITORY	2008-09(ACTUALS)				2009-10(R. E.)				2010-11(B. E.)			
		PLAN	NON-PLAN	TOTAL	% AGE TO TOTAL EXP. ON UNV. EDN.	PLAN	NON-PLAN	TOTAL	% AGE TO TOTAL EXP. ON UNV. EDN.	PLAN	NON-PLAN	TOTAL	% AGE TO TOTAL EXP. ON UNV. EDN.
1	ANDHRA PRADESH	10869.00	92284.00	103153.00	0.92	4150.00	116922.00	121072.00	0.86	4900.00	460483.00	465383.00	2.37
2	ARUNACHAL PRADESH	5213.00	141078.00	146291.00	69.39	6016.00	17780.00	23796.00	7.14	2200.00	13697.00	15897.00	6.31
3	ASSAM	500.00	1047250.00	1047750.00	22.27	800.00	1096948.00	1097748.00	18.42	800.00	1096948.00	1097748.00	18.42
4	BI HAR	0.00	9121.00	9121.00	0.10	0.00	10913.00	10913.00	0.11	0.00	10560.00	10560.00	0.09
5	CHHATTI SGARH	19816.00	15427.00	35243.00	2.67	34170.00	22910.00	57080.00	2.17	34570.00	25070.00	59640.00	1.52
6	GOA	4144.00	25.00	4169.00	0.65	8975.00	0.00	8975.00	0.84	18195.00	0.00	18195.00	1.31
7	GUJARAT	0.00	6084.00	6084.00	0.12	750.00	9100.00	9850.00	0.17	0.00	7570.00	7570.00	0.12
8	HARYANA	27154.00	97188.00	124342.00	2.84	55905.00	221608.00	277513.00	4.08	59521.00	341315.00	400836.00	5.80
9	HIMACHAL PRADESH
10	JAMMU & KASHMI R
11	JHARKHAND	0.00	7338.00	7338.00	0.21	0.00	8286.00	8286.00	0.20	0.00	9200.00	9200.00	0.26
12	KARNATAKA	8046.00	59312.00	67358.00	0.97	9000.00	52571.00	61571.00	0.85	10350.00	71504.00	81854.00	0.62
13	KERALA	0.00	62206.00	62206.00	0.84	1500.00	82033.00	83533.00	0.97	1000.00	92179.00	93179.00	0.94
14	MADHYA PRADESH	30377.00	52980.00	83357.00	1.88	40436.00	75855.00	116291.00	2.40	40968.00	75688.00	116656.00	2.19
15	MAHARASHTRA
16	MANI PUR	5492.00	10498.00	15990.00	2.68	5767.00	12322.00	18089.00	2.55	5767.00	14356.00	20123.00	2.16
17	MEGHALAYA	500.00	4670.00	5170.00	0.92	1000.00	7247.00	8247.00	1.15	1000.00	7247.00	8247.00	1.15
18	MI ZORAM	2336.00	22114.00	24450.00	6.45	4819.00	32315.00	37134.00	7.57	4549.00	17090.00	21639.00	4.59
19	NAGALAND	2389.00	18362.00	20751.00	8.31	28050.00	37612.00	65662.00	18.02	3000.00	91655.00	94655.00	23.96
20	ODI SHA	24257.00	35583.00	59840.00	1.02	40851.00	48019.00	88870.00	0.92	44476.00	55938.00	100414.00	1.03
21	PUNJAB	0.00	328.00	328.00	0.01	0.00	1590.00	1590.00	0.03	0.00	490.00	490.00	0.01
22	RAJASTHAN	1180.00	48451.00	49631.00	1.44	830.00	63512.00	64342.00	1.19	1200.00	66182.00	67382.00	1.21
23	SIKKI M
24	TAMI L NADU	12.00	72111.00	72123.00	0.85	862.00	87173.00	88035.00	0.73	1177.00	104240.00	105417.00	0.81
25	TRI PURA	0.00	16991.00	16991.00	6.47	70.00	33761.00	33831.00	7.92	0.00	45990.00	45990.00	7.95
26	UTTARAKHAND	2.00	10100.00	10102.00	0.94	0.00	16311.00	16311.00	1.16	0.00	21251.00	21251.00	1.33
27	UTTAR PRADESH	0.00	51416.00	51416.00	0.64	0.00	58736.00	58736.00	0.52	0.00	67299.00	67299.00	0.36
28	WEST BENGAL	0.00	53299.00	53299.00	0.62	0.00	88766.00	88766.00	0.62	0.00	95886.00	95886.00	0.54
TOTAL STATES		142287.00	1934216.00	2076503.00	1.75	243951.00	2202290.00	2446241.00	1.58	233673.00	2791838.00	3025511.00	1.63
29	A. & N. ISLANDS
30	CHANDI GARH
31	DADRA & NAGAR HAVELI	0.00	0.00	0.00	0.00	0.00	0.00	0.00	0.00	2500.00	0.00	2500.00	100.00
32	DAMAN & DI U
33	DELHI	12842.00	0.00	12842.00	1.53	17800.00	0.00	17800.00	1.30	14700.00	0.00	14700.00	1.50
34	LAKSHADWEEP
35	PUDUCHERRY
TOTAL U. T.		12842.00	0.00	12842.00	0.55	17800.00	0.00	17800.00	0.47	17200.00	0.00	17200.00	0.51
TOTAL (STATE & UTs)		155129.00	1934216.00	2089345.00	1.73	261751.00	2202290.00	2464041.00	1.56	250873.00	2791838.00	3042711.00	1.61

... NI CNET ...

STATEMENT NO. (14): PLAN & NON-PLAN BUDGETED EXPENDITURE ON UNIVERSITY/DL/SCHOLARSHIPS (Sub-head wise)

ACCOUNT: REVENUE ACCOUNT
PROGRAM: ASSISTANCE TO UNIVERSITIES

(RUPEES IN THOUSANDS)

SL. NO.	STATE/UNION TERRITORY	2008-09(ACTUALS)				2009-10(R. E.)				2010-11(B. E.)			
		PLAN	NON-PLAN	TOTAL	% AGE TO TOTAL EXP. ON UNV. EDN.	PLAN	NON-PLAN	TOTAL	% AGE TO TOTAL EXP. ON UNV. EDN.	PLAN	NON-PLAN	TOTAL	% AGE TO TOTAL EXP. ON UNV. EDN.
1	ANDHRA PRADESH	2755813.00	6000.00	2761813.00	24.76	3182528.00	6900.00	3189428.00	22.76	6024658.00	434762.00	6459420.00	32.86
2	ARUNACHAL PRADESH
3	ASSAM	5000.00	436525.00	441525.00	9.38	2500.00	455625.00	458125.00	7.69	2500.00	455625.00	458125.00	7.69
4	BIHAR	464301.00	8523364.00	8987665.00	96.20	744800.00	9048001.00	9792801.00	97.39	1069000.00	10405203.00	11474203.00	97.36
5	CHHATTI SGARH	55055.00	111500.00	166555.00	12.61	109500.00	92500.00	202000.00	7.68	350500.00	100000.00	450500.00	11.45
6	GOA	58400.00	89145.00	147545.00	22.85	62500.00	192570.00	255070.00	23.90	65000.00	244000.00	309000.00	22.30
7	GUJARAT	277548.00	1016300.00	1293848.00	25.91	857600.00	1347801.00	2205401.00	38.00	1021700.00	1463058.00	2484758.00	38.95
8	HARYANA	1307244.00	429425.00	1736669.00	39.68	1024800.00	480000.00	1504800.00	22.10	581000.00	480000.00	1061000.00	15.37
9	HIMACHAL PRADESH	0.00	370000.00	370000.00	34.45	0.00	450000.00	450000.00	29.97	0.00	500000.00	500000.00	29.29
10	JAMMU & KASHMIR	0.00	635446.00	635446.00	46.94	0.00	890800.00	890800.00	42.65	0.00	925000.00	925000.00	36.10
11	JHARKHAND	61000.00	3218985.00	3279985.00	94.10	54000.00	3816100.00	3870100.00	91.78	90000.00	2656500.00	2746500.00	77.59
12	KARNATAKA	454750.00	1663755.00	2118505.00	30.42	405500.00	1776346.00	2181846.00	30.11	634500.00	1838061.00	2472561.00	18.85
13	KERALA	294000.00	1421100.00	1715100.00	23.03	326001.00	1611635.00	1937636.00	22.49	460000.00	1807300.00	2267300.00	22.86
14	MADHYA PRADESH	75012.00	520788.00	595800.00	13.43	89787.00	541590.00	631377.00	13.05	87850.00	371601.00	459451.00	8.62
15	MAHARASHTRA	260461.00	1401377.00	1661838.00	10.84	138067.00	1833033.00	1971100.00	11.23	78500.00	1859403.00	1937903.00	9.78
16	MANI PUR	260.00	0.00	260.00	0.04	850.00	0.00	850.00	0.12	850.00	0.00	850.00	0.09
17	MEGHALAYA	600.00	12.00	612.00	0.11	600.00	13.00	613.00	0.09	600.00	13.00	613.00	0.09
18	MIZORAM
19	NAGALAND
20	ODISHA	80000.00	780167.00	860167.00	14.70	60002.00	1160369.00	1220371.00	12.70	142001.00	1201801.00	1343802.00	13.74
21	PUNJAB	25000.00	636438.00	661438.00	15.62	1000.00	636742.00	637742.00	12.87	0.00	777566.00	777566.00	18.98
22	RAJASTHAN	38868.00	930700.00	969568.00	28.05	58700.00	834153.00	892853.00	16.48	59500.00	913700.00	973200.00	17.50
23	SIKKIM
24	TAMIL NADU	22790.00	953537.00	976327.00	11.56	177946.00	1759748.00	1937694.00	16.00	13196.00	1200709.00	1213905.00	9.33
25	TRIPURA
26	UTTARAKHAND	196602.00	207699.00	404301.00	37.59	239575.00	140001.00	379576.00	26.92	197000.00	190000.00	387000.00	24.18
27	UTTAR PRADESH	520515.00	668453.00	1188968.00	14.80	256196.00	562481.00	818677.00	7.29	266218.00	641543.00	907761.00	4.86
28	WEST BENGAL	306683.00	3057681.00	3364364.00	39.15	534100.00	5539402.00	6073502.00	42.49	714650.00	6678611.00	7393261.00	41.58
	TOTAL STATES	7259902.00	27078397.00	34338299.00	28.94	8326552.00	33175810.00	41502362.00	26.85	11859223.00	35144456.00	47003679.00	25.28
29	A. & N. ISLANDS
30	CHANDIGARH	0.00	328692.00	328692.00	41.90	0.00	755300.00	755300.00	55.79	0.00	350000.00	350000.00	30.33
31	DADRA & NAGAR HAVELI
32	DAMAN & DIU
33	DELHI	110000.00	0.00	110000.00	13.07	91700.00	0.00	91700.00	6.68	110000.00	0.00	110000.00	11.21
34	LAKSHADWEEP
35	PUDUCHERRY	318.00	0.00	318.00	0.07	240.00	0.00	240.00	0.03	275.00	0.00	275.00	0.03
	TOTAL U. T.	110318.00	328692.00	439010.00	18.79	91940.00	755300.00	847240.00	22.14	110275.00	350000.00	460275.00	13.77
	TOTAL (STATE & UTs)	7370220.00	27407089.00	34777309.00	28.74	8418492.00	33931110.00	42349602.00	26.74	11969498.00	35494456.00	47463954.00	25.07

.. NI CNET ..

STATEMENT NO. (14): PLAN & NON-PLAN BUDGETED EXPENDITURE ON UNIVERSITY/DL/SCHOLARSHIPS (Sub-head wise)

ACCOUNT: REVENUE ACCOUNT
PROGRAM: ASSISTANCE TO NON-GOVT. COLLEGES

(RUPEES IN THOUSANDS)

SL. NO.	STATE/UNI ON TERRITORY	2008-09(ACTUALS)				2009-10(R. E.)				2010-11(B. E.)			
		PLAN	NON-PLAN	TOTAL	% AGE TO TOTAL EXP. ON UNV. EDN.	PLAN	NON-PLAN	TOTAL	% AGE TO TOTAL EXP. ON UNV. EDN.	PLAN	NON-PLAN	TOTAL	% AGE TO TOTAL EXP. ON UNV. EDN.
1	ANDHRA PRADESH	760.00	3663083.00	3663843.00	32.85	435.00	4665943.00	4666378.00	33.30	805.00	5640135.00	5640940.00	28.70
2	ARUNACHAL PRADESH												
3	ASSAM	85000.00	25902.00	110902.00	2.36	80000.00	65103.00	145103.00	2.43	80000.00	65103.00	145103.00	2.43
4	BIHAR												
5	CHHATTI SGARH	40208.00	121937.00	162145.00	12.28	15000.00	160000.00	175000.00	6.65	18000.00	190000.00	208000.00	5.29
6	GOA	30000.00	301787.00	331787.00	51.38	23389.00	600000.00	623389.00	58.42	48000.00	794500.00	842500.00	60.79
7	GUJARAT	4562.00	3359546.00	3364108.00	67.36	4000.00	3203500.00	3207500.00	55.27	9000.00	3362747.00	3371747.00	52.85
8	HARYANA	0.00	1222900.00	1222900.00	27.94	0.00	2140000.00	2140000.00	31.43	0.00	2150000.00	2150000.00	31.14
9	HIMACHAL PRADESH	0.00	40000.00	40000.00	3.72	0.00	40000.00	40000.00	2.66	0.00	40000.00	40000.00	2.34
10	JAMMU & KASHMIR	0.00	97680.00	97680.00	7.22	0.00	107556.00	107556.00	5.15	0.00	118600.00	118600.00	4.63
11	JHARKHAND												
12	KARNATAKA	6997.00	2874128.00	2881125.00	41.37	10000.00	2988867.00	2998867.00	41.39	12500.00	3108424.00	3120924.00	23.80
13	KERALA	0.00	4290748.00	4290748.00	57.62	0.00	5015711.00	5015711.00	58.21	0.00	5602527.00	5602527.00	56.48
14	MADHYA PRADESH	6948.00	376155.00	383103.00	8.64	1800.00	433545.00	435345.00	9.00	2000.00	445427.00	447427.00	8.39
15	MAHARASHTRA	22200.00	13186842.00	13209042.00	86.17	155662.00	14837291.00	14992953.00	85.39	10000.00	17099159.00	17109159.00	86.32
16	MANI PUR	7123.00	26236.00	33359.00	5.60	12000.00	42409.00	54409.00	7.67	12000.00	42409.00	54409.00	5.83
17	MEGHALAYA	37926.00	256766.00	294692.00	52.54	77986.00	377940.00	455926.00	63.52	77986.00	377940.00	455926.00	63.52
18	MIZORAM	12519.00	0.00	12519.00	3.30	17900.00	0.00	17900.00	3.65	12000.00	0.00	12000.00	2.55
19	NAGALAND	10000.00	6500.00	16500.00	6.60	20000.00	6500.00	26500.00	7.27	4768.00	6500.00	11268.00	2.85
20	ODISHA	59488.00	3156806.00	3216294.00	54.96	368163.00	5006133.00	5374296.00	55.92	462210.00	5070341.00	5532551.00	56.56
21	PUNJAB	0.00	1045355.00	1045355.00	24.69	0.00	3103657.00	3103657.00	62.62	0.00	2000000.00	2000000.00	48.81
22	RAJASTHAN	0.00	287379.00	287379.00	8.32	0.00	283800.00	283800.00	5.24	0.00	283800.00	283800.00	5.10
23	SIKKIM												
24	TAMIL NADU	0.00	5159764.00	5159764.00	61.08	0.00	7113411.00	7113411.00	58.73	0.00	8465587.00	8465587.00	65.04
25	TRIPURA	0.00	300.00	300.00	0.11	0.00	0.00	0.00	0.00	0.00	0.00	0.00	0.00
26	UTTARAKHAND	49675.00	176026.00	225701.00	20.98	16400.00	325150.00	341550.00	24.23	26000.00	400150.00	426150.00	26.63
27	UTTAR PRADESH	57754.00	5623338.00	5681092.00	70.70	12650.00	7598558.00	7611208.00	67.74	12250.00	8448689.00	8460939.00	45.27
28	WEST BENGAL	213984.00	4079062.00	4293046.00	49.95	330000.00	6272246.00	6602246.00	46.19	411200.00	8001413.00	8412613.00	47.32
TOTAL STATES		645144.00	49378240.00	50023384.00	42.16	1145385.00	64387320.00	65532705.00	42.40	1198719.00	71713451.00	72912170.00	39.21
29	A. & N. ISLANDS												
30	CHANDIGARH	3640.00	160216.00	163856.00	20.89	4000.00	140000.00	144000.00	10.64	3500.00	280000.00	283500.00	24.57
31	DADRA & NAGAR HAVELI												
32	DAMAN & DIU												
33	DELHI	40843.00	619998.00	660841.00	78.54	49600.00	1120000.00	1169600.00	85.20	47000.00	680000.00	727000.00	74.11
34	LAKSHADWEEP												
35	PUDUCHERRY												
TOTAL U. T.		44483.00	780214.00	824697.00	35.30	53600.00	1260000.00	1313600.00	34.33	50500.00	960000.00	1010500.00	30.22
TOTAL (STATE & UTs)		689627.00	50158454.00	50848081.00	42.03	1198985.00	65647320.00	66846305.00	42.20	1249219.00	72673451.00	73922670.00	39.05

.. NI CNET ..

STATEMENT NO. (14): PLAN & NON-PLAN BUDGETED EXPENDITURE ON UNIVERSITY/DL/SCHOLARSHIPS (Sub-head wise)

ACCOUNT: REVENUE ACCOUNT
PROGRAM: SCHOLARSHIPS

(RUPEES IN THOUSANDS)

SL. NO.	STATE/UNION TERRITORY	2008-09(ACTUALS)				2009-10(R. E.)				2010-11(B. E.)			
		PLAN	NON-PLAN	TOTAL	% AGE TO TOTAL EXP. ON UNV. EDN.	PLAN	NON-PLAN	TOTAL	% AGE TO TOTAL EXP. ON UNV. EDN.	PLAN	NON-PLAN	TOTAL	% AGE TO TOTAL EXP. ON UNV. EDN.
1	ANDHRA PRADESH	258877.00	48597.00	307474.00	2.76	6975.00	50000.00	56975.00	0.41	6975.00	50000.00	56975.00	0.29
2	ARUNACHAL PRADESH	44299.00	0.00	44299.00	21.01	47500.00	0.00	47500.00	14.24	47500.00	0.00	47500.00	18.86
3	ASSAM	300.00	5893.00	6193.00	0.13	300.00	5893.00	6193.00	0.10	300.00	5893.00	6193.00	0.10
4	BIHAR
5	CHHATTI SGARH	6687.00	338.00	7025.00	0.53	9000.00	700.00	9700.00	0.37	30000.00	700.00	30700.00	0.78
6	GOA
7	GUJARAT
8	HARYANA	9875.00	6721.00	16596.00	0.38	12250.00	7600.00	19850.00	0.29	232350.00	7600.00	239950.00	3.47
9	HIMACHAL PRADESH
10	JAMMU & KASHMIR	0.00	1212.00	1212.00	0.09	0.00	710.00	710.00	0.03	0.00	710.00	710.00	0.03
11	JHARKHAND
12	KARNATAKA	17528.00	3167.00	20695.00	0.30	35000.00	3415.00	38415.00	0.53	26450.00	3551.00	30001.00	0.23
13	KERALA	81110.00	15325.00	96435.00	1.30	183568.00	17796.00	201364.00	2.34	298000.00	17996.00	315996.00	3.19
14	MADHYA PRADESH	29.00	1393.00	1422.00	0.03	16900.00	2127.00	19027.00	0.39	10600.00	3867.00	14467.00	0.27
15	MAHARASHTRA	22252.00	4597.00	26849.00	0.18	60000.00	10753.00	70753.00	0.40	152500.00	10966.00	163466.00	0.82
16	MANI PUR	0.00	1487.00	1487.00	0.25	220.00	2002.00	2222.00	0.31	220.00	2002.00	2222.00	0.24
17	MEGHALAYA	100.00	18236.00	18336.00	3.27	120.00	22653.00	22773.00	3.17	120.00	22653.00	22773.00	3.17
18	MIZORAM	1248.00	3496.00	4744.00	1.25	5050.00	4260.00	9310.00	1.90	1253.00	4630.00	5883.00	1.25
19	NAGALAND	0.00	18784.00	18784.00	7.52	0.00	26067.00	26067.00	7.15	0.00	26067.00	26067.00	6.60
20	ODISHA	16950.00	5961.00	22911.00	0.39	31880.00	6400.00	38280.00	0.40	28512.00	6400.00	34912.00	0.36
21	PUNJAB	0.00	1802.00	1802.00	0.04	0.00	3850.00	3850.00	0.08	0.00	3850.00	3850.00	0.09
22	RAJASTHAN	5284.00	881.00	6165.00	0.18	7000.00	1100.00	8100.00	0.15	7000.00	1100.00	8100.00	0.15
23	SIKKIM
24	TAMIL NADU	51176.00	17029.00	68205.00	0.81	57001.00	18587.00	75588.00	0.62	57101.00	18587.00	75688.00	0.58
25	TRIPURA	6358.00	0.00	6358.00	2.42	8400.00	0.00	8400.00	1.97	8440.00	0.00	8440.00	1.46
26	UTTARAKHAND	480.00	2.00	482.00	0.04	1001.00	50.00	1051.00	0.07	500.00	50.00	550.00	0.03
27	UTTAR PRADESH
28	WEST BENGAL	0.00	0.00	0.00	0.00	0.00	43.00	43.00	0.00	0.00	50.00	50.00	0.00
TOTAL STATES		522553.00	154921.00	677474.00	0.57	482165.00	184006.00	666171.00	0.43	907821.00	186672.00	1094493.00	0.59
29	A. & N. ISLANDS	338.00	11919.00	12257.00	10.77	400.00	11400.00	11800.00	8.01	0.00	11400.00	11400.00	7.90
30	CHANDIGARH
31	DADRA & NAGAR HAVELI
32	DAMAN & DIU
33	DELHI
34	LAKSHADWEEP
35	PUDUCHERRY	148577.00	36.00	148613.00	31.70	181756.00	70.00	181826.00	21.12	151992.00	50.00	152042.00	15.54
TOTAL U. T.		148915.00	11955.00	160870.00	6.89	182156.00	11470.00	193626.00	5.06	151992.00	11450.00	163442.00	4.89
TOTAL (STATE & UTs)		671468.00	166876.00	838344.00	0.69	664321.00	195476.00	859797.00	0.54	1059813.00	198122.00	1257935.00	0.66

.. NICNET ..

STATEMENT NO. (14): PLAN & NON-PLAN BUDGETED EXPENDITURE ON UNIVERSITY/DL/SCHOLARSHIPS (Sub-head wise)

ACCOUNT: REVENUE ACCOUNT
PROGRAM: OTHER EXPENDITURE

(RUPEES IN THOUSANDS)

SL. NO.	STATE/UNION TERRITORY	2008-09(ACTUALS)				2009-10(R. E.)				2010-11(B. E.)			
		PLAN	NON-PLAN	TOTAL	% AGE TO TOTAL EXP. ON UNV. EDN.	PLAN	NON-PLAN	TOTAL	% AGE TO TOTAL EXP. ON UNV. EDN.	PLAN	NON-PLAN	TOTAL	% AGE TO TOTAL EXP. ON UNV. EDN.
1	ANDHRA PRADESH	311.00	1883.00	2194.00	0.02	625.00	4424.00	5049.00	0.04	625.00	5033.00	5658.00	0.03
2	ARUNACHAL PRADESH	3266.00	0.00	3266.00	1.55	1414.00	0.00	1414.00	0.42	1985.00	0.00	1985.00	0.79
3	ASSAM	16400.00	5933.00	22333.00	0.47	125400.00	6328.00	131728.00	2.21	125400.00	6328.00	131728.00	2.21
4	BIHAR	0.00	23296.00	23296.00	0.25	0.00	14885.00	14885.00	0.15	0.00	15835.00	15835.00	0.13
5	CHHATTI SGARH	2500.00	0.00	2500.00	0.19	2500.00	0.00	2500.00	0.10	2500.00	0.00	2500.00	0.06
6	GOA	66329.00	1617.00	67946.00	10.52	3005.00	1500.00	4505.00	0.42	5700.00	1700.00	7400.00	0.53
7	GUJARAT	51244.00	14333.00	65577.00	1.31	81500.00	12000.00	93500.00	1.61	99375.00	14770.00	114145.00	1.79
8	HARYANA	281580.00	0.00	281580.00	6.43	389433.00	0.00	389433.00	5.72	401600.00	0.00	401600.00	5.82
9	HIMACHAL PRADESH	0.00	18562.00	18562.00	1.73	0.00	50476.00	50476.00	3.36	0.00	24843.00	24843.00	1.46
10	JAMMU & KASHMIR
11	JHARKHAND	98219.00	0.00	98219.00	2.82	236400.00	0.00	236400.00	5.61	661000.00	0.00	661000.00	18.67
12	KARNATAKA	81631.00	19831.00	101462.00	1.46	164500.00	25886.00	190386.00	2.63	245470.00	21355.00	266825.00	2.03
13	KERALA	157872.00	64699.00	222571.00	2.99	147417.00	65706.00	213123.00	2.47	232800.00	72782.00	305582.00	3.08
14	MADHYA PRADESH	0.00	2790.00	2790.00	0.06	0.00	3400.00	3400.00	0.07	0.00	3400.00	3400.00	0.06
15	MAHARASHTRA
16	MANI PUR	5143.00	6040.00	11183.00	1.88	7900.00	7300.00	15200.00	2.14	7900.00	10176.00	18076.00	1.94
17	MEGHALAYA	158100.00	325.00	158425.00	28.24	73800.00	506.00	74306.00	10.35	73800.00	506.00	74306.00	10.35
18	MI ZORAM
19	NAGALAND
20	ODI SHA	74167.00	166577.00	240744.00	4.11	324228.00	384450.00	708678.00	7.37	334212.00	0.00	334212.00	3.42
21	PUNJAB	0.00	133184.00	133184.00	3.15	0.00	150000.00	150000.00	3.03	7300.00	150000.00	157300.00	3.84
22	RAJASTHAN	8950.00	95489.00	104439.00	3.02	17090.00	193732.00	210822.00	3.89	23060.00	192881.00	215941.00	3.88
23	SIKKIM
24	TAMIL NADU	3533.00	1956.00	5489.00	0.06	11200.00	1031.00	12231.00	0.10	11200.00	1031.00	12231.00	0.09
25	TRI PURA	0.00	120.00	120.00	0.05	0.00	530.00	530.00	0.12	0.00	430.00	430.00	0.07
26	UTTARAKHAND	1051.00	20072.00	21123.00	1.96	2615.00	25470.00	28085.00	1.99	3245.00	25250.00	28495.00	1.78
27	UTTAR PRADESH	600.00	449847.00	450447.00	5.61	7583.00	1711428.00	1719011.00	15.30	7583.00	8011808.00	8019391.00	42.91
28	WEST BENGAL	37201.00	18279.00	55480.00	0.65	67710.00	34732.00	102442.00	0.72	228450.00	37691.00	266141.00	1.50
	TOTAL STATES	1048097.00	1044833.00	2092930.00	1.76	1664320.00	2693784.00	4358104.00	2.82	2473205.00	8595819.00	11069024.00	5.95
29	A. & N. ISLANDS
30	CHANDIGARH	0.00	2000.00	2000.00	0.25	0.00	2000.00	2000.00	0.15	0.00	2200.00	2200.00	0.19
31	DADRA & NAGAR HAVELI
32	DAMAN & DIU
33	DELHI	48798.00	0.00	48798.00	5.80	82200.00	0.00	82200.00	5.99	114300.00	0.00	114300.00	11.65
34	LAKSHADWEEP
35	PUDUCHERRY	2500.00	0.00	2500.00	0.53	5000.00	0.00	5000.00	0.58	4500.00	0.00	4500.00	0.46
	TOTAL U. T.	51298.00	2000.00	53298.00	2.28	87200.00	2000.00	89200.00	2.33	118800.00	2200.00	121000.00	3.62
	TOTAL (STATE & UTs)	1099395.00	1046833.00	2146228.00	1.77	1751520.00	2695784.00	4447304.00	2.81	2592005.00	8598019.00	11190024.00	5.91

.. NICNET ..

STATEMENT NO. (16): PLAN & NON-PLAN BUDGETED EXPENDITURE ON TECHNICAL EDUCATION (Sub-head wise)

ACCOUNT: REVENUE ACCOUNT
PROGRAM: DIRECTI ON & ADMINI STRATI ON

(RUPEES I N THOUSANDS)

SL. NO.	STATE/UNI ON TERRITORY	2008-09(ACTUALS)				2009-10(R. E.)				2010-11(B. E.)			
		PLAN	NON-PLAN	TOTAL	% AGE TO TOTAL EXP. ON TEC. EDN.	PLAN	NON-PLAN	TOTAL	% AGE TO TOTAL EXP. ON TEC. EDN.	PLAN	NON-PLAN	TOTAL	% AGE TO TOTAL EXP. ON TEC. EDN.
1	ANDHRA PRADESH	1357.00	44865.00	46222.00	2.72	988.00	54346.00	55334.00	1.15	1383.00	63199.00	64582.00	0.92
2	ARUNACHAL PRADESH												
3	ASSAM	1020.00	127241.00	128261.00	24.11	166800.00	18378.00	185178.00	27.35	166800.00	18378.00	185178.00	27.35
4	BI HAR	3614.00	16313.00	19927.00	5.82	0.00	26611.00	26611.00	6.34	0.00	27291.00	27291.00	7.35
5	CHHATTI SGARH	0.00	9742.00	9742.00	3.48	0.00	17460.00	17460.00	2.69	0.00	22190.00	22190.00	2.99
6	GOA												
7	GUJARAT	167174.00	42218.00	209392.00	10.51	119651.00	49450.00	169101.00	6.05	103800.00	47311.00	151111.00	5.20
8	HARYANA	9970.00	28714.00	38684.00	1.65	11900.00	32170.00	44070.00	2.06	12000.00	38589.00	50589.00	2.12
9	HIMACHAL PRADESH	0.00	12184.00	12184.00	8.79	0.00	16520.00	16520.00	9.84	0.00	19194.00	19194.00	8.12
10	JAMMU & KASHMIR	0.00	315520.00	315520.00	100.00	45000.00	412406.00	457406.00	100.00	67615.00	616114.00	683729.00	100.00
11	JHARKHAND	0.00	8697.00	8697.00	1.14	0.00	10999.00	10999.00	1.83	0.00	11710.00	11710.00	1.43
12	KARNATAKA	8380.00	43578.00	51958.00	3.57	10503.00	41177.00	51680.00	3.26	11605.00	43888.00	55493.00	2.50
13	KERALA	25961.00	43976.00	69937.00	2.86	4000.00	40158.00	44158.00	1.68	5000.00	47319.00	52319.00	1.72
14	MADHYA PRADESH	4019.00	30156.00	34175.00	3.30	7595.00	35210.00	42805.00	2.59	8269.00	35965.00	44234.00	2.95
15	MAHARASHTRA	-2427.00	171232.00	168805.00	2.91	14804.00	241669.00	256473.00	3.16	4225.00	234664.00	238889.00	2.86
16	MANI PUR	396.00	2732.00	3128.00	7.01	1750.00	3110.00	4860.00	13.05	1750.00	3043.00	4793.00	9.89
17	MEGHALAYA	3069.00	1504.00	4573.00	3.01	4700.00	2211.00	6911.00	5.30	4700.00	2211.00	6911.00	5.30
18	MIZORAM	7199.00	0.00	7199.00	15.40	5350.00	0.00	5350.00	10.73	4950.00	0.00	4950.00	9.83
19	NAGALAND	4773.00	5531.00	10304.00	18.04	3900.00	9892.00	13792.00	18.70	1600.00	20673.00	22273.00	33.35
20	ODISHA	0.00	27736.00	27736.00	6.39	0.00	41822.00	41822.00	6.64	0.00	40852.00	40852.00	4.54
21	PUNJAB	0.00	28097.00	28097.00	6.29	0.00	32634.00	32634.00	5.49	0.00	35195.00	35195.00	6.32
22	RAJASTHAN	0.00	37734.00	37734.00	6.96	0.00	45615.00	45615.00	9.79	0.00	47600.00	47600.00	7.42
23	SIKKIM	25170.00	0.00	25170.00	100.00	20100.00	0.00	20100.00	100.00	3450.00	0.00	3450.00	100.00
24	TAMIL NADU	0.00	145445.00	145445.00	7.19	0.00	136856.00	136856.00	6.30	0.00	178841.00	178841.00	6.77
25	TRIPURA												
26	UTTARAKHAND	34.00	4459.00	4493.00	1.03	1472.00	7342.00	8814.00	1.59	350.00	7038.00	7388.00	0.84
27	UTTAR PRADESH	132.00	40157.00	40289.00	2.97	0.00	52757.00	52757.00	3.89	1.00	72483.00	72484.00	3.65
28	WEST BENGAL	0.00	21631.00	21631.00	1.08	0.00	35891.00	35891.00	1.07	0.00	48678.00	48678.00	1.32
	TOTAL STATES	259841.00	1209462.00	1469303.00	5.43	418513.00	1364684.00	1783197.00	4.87	397498.00	1682426.00	2079924.00	4.82
29	A. & N. ISLANDS												
30	CHANDIGARH	0.00	6321.00	6321.00	2.34	0.00	13300.00	13300.00	3.76	100.00	9603.00	9703.00	3.04
31	DADRA & NAGAR HAVELI												
32	DAMAN & DIU	4257.00	4295.00	8552.00	36.67	5050.00	6000.00	11050.00	38.91	5650.00	5500.00	11150.00	38.45
33	DELHI	23818.00	32807.00	56625.00	4.66	30200.00	43510.00	73710.00	5.36	22400.00	43366.00	65766.00	4.09
34	LAKSHADWEEP												
35	PUDUCHERRY												
	TOTAL U. T.	28075.00	43423.00	71498.00	3.78	35250.00	62810.00	98060.00	4.32	28150.00	58469.00	86619.00	3.57
	TOTAL (STATE & UTs)	287916.00	1252885.00	1540801.00	5.32	453763.00	1427494.00	1881257.00	4.84	425648.00	1740895.00	2166543.00	4.75

.. NI CNET ..

STATEMENT NO. (16): PLAN & NON-PLAN BUDGETED EXPENDITURE ON TECHNICAL EDUCATION (Sub-head wise)

ACCOUNT: REVENUE ACCOUNT
PROGRAM: TECHNICAL SCHOOLS

(RUPEES IN THOUSANDS)

SL. NO.	STATE/UNI ON TERRITORY	2008-09(ACTUALS)				2009-10(R. E.)				2010-11(B. E.)			
		PLAN	NON-PLAN	TOTAL	% AGE TO TOTAL EXP. ON TEC. EDN.	PLAN	NON-PLAN	TOTAL	% AGE TO TOTAL EXP. ON TEC. EDN.	PLAN	NON-PLAN	TOTAL	% AGE TO TOTAL EXP. ON TEC. EDN.
1	ANDHRA PRADESH
2	ARUNACHAL PRADESH
3	ASSAM	200.00	14558.00	14758.00	2.77	1020.00	16931.00	17951.00	2.65	1020.00	16931.00	17951.00	2.65
4	BIHAR	0.00	6121.00	6121.00	1.79	0.00	9359.00	9359.00	2.23	0.00	9253.00	9253.00	2.49
5	CHHATTI SGARH
6	GOA	53087.00	16255.00	69342.00	25.46	75882.00	21505.00	97387.00	27.38	91000.00	26320.00	117320.00	25.35
7	GUJARAT	3193.00	155773.00	158966.00	7.98	7650.00	190700.00	198350.00	7.09	5000.00	203553.00	208553.00	7.17
8	HARYANA
9	HIMACHAL PRADESH
10	JAMMU & KASHMIR
11	JHARKHAND	108.00	1589.00	1697.00	0.22	620.00	2192.00	2812.00	0.47	3100.00	2046.00	5146.00	0.63
12	KARNATAKA	0.00	20416.00	20416.00	1.40	0.00	21080.00	21080.00	1.33	0.00	19208.00	19208.00	0.87
13	KERALA	4152.00	215876.00	220028.00	8.99	7500.00	251045.00	258545.00	9.84	7500.00	293842.00	301342.00	9.90
14	MADHYA PRADESH
15	MAHARASHTRA	4540.00	408158.00	412698.00	7.10	8236.00	582583.00	590819.00	7.27	6837.00	576841.00	583678.00	6.98
16	MANI PUR
17	MEGHALAYA	100050.00	0.00	100050.00	65.82	70050.00	0.00	70050.00	53.76	70050.00	0.00	70050.00	53.76
18	MIZORAM
19	NAGALAND
20	ODISHA	0.00	2559.00	2559.00	0.59	0.00	3467.00	3467.00	0.55	0.00	3785.00	3785.00	0.42
21	PUNJAB
22	RAJASTHAN
23	SIKKIM
24	TAMIL NADU
25	TRIPURA
26	UTTARAKHAND
27	UTTAR PRADESH	249.00	0.00	249.00	0.02	500.00	0.00	500.00	0.04	500.00	0.00	500.00	0.03
28	WEST BENGAL	200.00	54286.00	54486.00	2.73	3060.00	81289.00	84349.00	2.51	4100.00	89667.00	93767.00	2.53
	TOTAL STATES	165779.00	895591.00	1061370.00	3.92	174518.00	1180151.00	1354669.00	3.70	189107.00	1241446.00	1430553.00	3.31
29	A. & N. ISLANDS
30	CHANDIGARH
31	DADRA & NAGAR HAVELI
32	DAMAN & DIU
33	DELHI
34	LAKSHADWEEP
35	PUDUCHERRY	0.00	8240.00	8240.00	2.81	0.00	8454.00	8454.00	2.11	0.00	7435.00	7435.00	2.09
	TOTAL U. T.	0.00	8240.00	8240.00	0.44	0.00	8454.00	8454.00	0.37	0.00	7435.00	7435.00	0.31
	TOTAL (STATE & UTs)	165779.00	903831.00	1069610.00	3.69	174518.00	1188605.00	1363123.00	3.51	189107.00	1248881.00	1437988.00	3.15

... NI CNET ...

STATEMENT NO. (16): PLAN & NON-PLAN BUDGETED EXPENDITURE ON TECHNICAL EDUCATION (Sub-head wise)

ACCOUNT: REVENUE ACCOUNT
PROGRAM: ASSISTANCE TO UNIVERSITIES FOR TECHNICAL EDUCATION

(RUPEES IN THOUSANDS)

SL. NO.	STATE/UNI ON TERRITORY	2008-09(ACTUALS)				2009-10(R. E.)				2010-11(B. E.)			
		PLAN	NON-PLAN	TOTAL	% AGE TO TOTAL EXP. ON TEC. EDN.	PLAN	NON-PLAN	TOTAL	% AGE TO TOTAL EXP. ON TEC. EDN.	PLAN	NON-PLAN	TOTAL	% AGE TO TOTAL EXP. ON TEC. EDN.
1	ANDHRA PRADESH	387062.00	0.00	387062.00	22.76	3245199.00	0.00	3245199.00	67.48	4603064.00	0.00	4603064.00	65.42
2	ARUNACHAL PRADESH
3	ASSAM
4	BIHAR	0.00	49026.00	49026.00	14.31	0.00	20000.00	20000.00	4.76	0.00	15000.00	15000.00	4.04
5	CHHATTI SGARH	25048.00	0.00	25048.00	8.95	40000.00	0.00	40000.00	6.17	40000.00	0.00	40000.00	5.38
6	GOA
7	GUJARAT
8	HARYANA	240000.00	0.00	240000.00	10.23	250000.00	0.00	250000.00	11.67	200000.00	0.00	200000.00	8.37
9	HIMACHAL PRADESH
10	JAMMU & KASHMIR
11	JHARKHAND
12	KARNATAKA
13	KERALA	40000.00	192984.00	232984.00	9.51	120000.00	221606.00	341606.00	13.00	100000.00	243800.00	343800.00	11.30
14	MADHYA PRADESH
15	MAHARASHTRA	0.00	40407.00	40407.00	0.70	8081.00	53743.00	61824.00	0.76	40000.00	63248.00	103248.00	1.24
16	MANI PUR
17	MEGHALAYA
18	MIZORAM	1078.00	0.00	1078.00	2.31	500.00	0.00	500.00	1.00	500.00	0.00	500.00	0.99
19	NAGALAND
20	ODISHA
21	PUNJAB
22	RAJASTHAN	5500.00	56500.00	62000.00	11.43	7000.00	1.00	7001.00	1.50	17600.00	56500.00	74100.00	11.56
23	SIKKIM
24	TAMIL NADU	0.00	245772.00	245772.00	12.16	1.00	372647.00	372648.00	17.17	1.00	611892.00	611893.00	23.18
25	TRIPURA
26	UTTARAKHAND
27	UTTAR PRADESH
28	WEST BENGAL	43958.00	169885.00	213843.00	10.71	52000.00	438499.00	490499.00	14.59	41000.00	482952.00	523952.00	14.16
	TOTAL STATES	742646.00	754574.00	1497220.00	5.53	3722781.00	1106496.00	4829277.00	13.19	5042165.00	1473392.00	6515557.00	15.10
29	A. & N. ISLANDS
30	CHANDIGARH
31	DADRA & NAGAR HAVELI
32	DAMAN & DIU
33	DELHI
34	LAKSHADWEEP
35	PUDUCHERRY
	TOTAL U. T.	0.00	0.00	0.00	0.00	0.00	0.00	0.00	0.00	0.00	0.00	0.00	0.00
	TOTAL (STATE & UTs)	742646.00	754574.00	1497220.00	5.17	3722781.00	1106496.00	4829277.00	12.42	5042165.00	1473392.00	6515557.00	14.29

... NI CNET ...

STATEMENT NO. (16): PLAN & NON-PLAN BUDGETED EXPENDITURE ON TECHNICAL EDUCATION (Sub-head wise)

ACCOUNT: REVENUE ACCOUNT
PROGRAM: ASSISTANCE TO NON-GOVT. COLLEGES

(RUPEES IN THOUSANDS)

SL. NO.	STATE/UNI ON TERRITORY	2008-09(ACTUALS)				2009-10(R. E.)				2010-11(B. E.)			
		PLAN	NON-PLAN	TOTAL	% AGE TO TOTAL EXP. ON TEC. EDN.	PLAN	NON-PLAN	TOTAL	% AGE TO TOTAL EXP. ON TEC. EDN.	PLAN	NON-PLAN	TOTAL	% AGE TO TOTAL EXP. ON TEC. EDN.
1	ANDHRA PRADESH	1544.00	1588.00	3132.00	0.18	1544.00	27268.00	28812.00	0.60	1544.00	31301.00	32845.00	0.47
2	ARUNACHAL PRADESH
3	ASSAM
4	BIHAR
5	CHHATTI SGARH	0.00	0.00	0.00	0.00	1000.00	0.00	1000.00	0.15	1000.00	0.00	1000.00	0.13
6	GOA
7	GUJARAT
8	HARYANA	60000.00	150521.00	210521.00	8.97	65600.00	176056.00	241656.00	11.28	20700.00	176056.00	196756.00	8.23
9	HIMACHAL PRADESH
10	JAMMU & KASHMIR
11	JHARKHAND
12	KARNATAKA	217412.00	317899.00	535311.00	36.77	204000.00	396191.00	600191.00	37.91	446295.00	482631.00	928926.00	41.91
13	KERALA	1483.00	365228.00	366711.00	14.98	1700.00	344678.00	346378.00	13.18	6000.00	388441.00	394441.00	12.96
14	MADHYA PRADESH	58775.00	162900.00	221675.00	21.42	456802.00	186000.00	642802.00	38.88	200600.00	171600.00	372200.00	24.83
15	MAHARASHTRA	75000.00	2888716.00	2963716.00	51.01	123440.00	3851992.00	3975432.00	48.92	10000.00	4185707.00	4195707.00	50.20
16	MANI PUR
17	MEGHALAYA
18	MIZORAM
19	NAGALAND
20	ODISHA
21	PUNJAB	0.00	0.00	0.00	0.00	0.00	928.00	928.00	0.16	0.00	0.00	0.00	0.00
22	RAJASTHAN	76500.00	25500.00	102000.00	18.81	2005.00	3502.00	5507.00	1.18	15003.00	25500.00	40503.00	6.32
23	SIKKIM
24	TAMIL NADU	0.00	171369.00	171369.00	8.48	0.00	148170.00	148170.00	6.83	0.00	164418.00	164418.00	6.23
25	TRIPURA	0.00	10000.00	10000.00	22.51	0.00	9000.00	9000.00	14.66	0.00	0.00	0.00	0.00
26	UTTARAKHAND	0.00	14000.00	14000.00	3.22	10000.00	22868.00	32868.00	5.94	5000.00	25000.00	30000.00	3.40
27	UTTAR PRADESH	0.00	182329.00	182329.00	13.45	50000.00	170128.00	220128.00	16.25	1.00	183980.00	183981.00	9.26
28	WEST BENGAL
	TOTAL STATES	490714.00	4290050.00	4780764.00	17.67	916091.00	5336781.00	6252872.00	17.08	706143.00	5834634.00	6540777.00	15.16
29	A. & N. ISLANDS
30	CHANDIGARH
31	DADRA & NAGAR HAVELI
32	DAMAN & DIU
33	DELHI	0.00	1687.00	1687.00	0.14	0.00	6000.00	6000.00	0.44	0.00	0.00	0.00	0.00
34	LAKSHADWEEP
35	PUDUCHERRY
	TOTAL U. T.	0.00	1687.00	1687.00	0.09	0.00	6000.00	6000.00	0.26	0.00	0.00	0.00	0.00
	TOTAL (STATE & UTs)	490714.00	4291737.00	4782451.00	16.52	916091.00	5342781.00	6258872.00	16.10	706143.00	5834634.00	6540777.00	14.35

... NI CNET ...

STATEMENT NO. (16): PLAN & NON-PLAN BUDGETED EXPENDITURE ON TECHNICAL EDUCATION (Sub-head wise)

ACCOUNT: REVENUE ACCOUNT
PROGRAM: ENGINEERING COLLEGES AND INSTITUTIONS

(RUPEES IN THOUSANDS)

SL. NO.	STATE/UNION TERRITORY	2008-09(ACTUALS)				2009-10(R. E.)				2010-11(B. E.)			
		PLAN	NON-PLAN	TOTAL	% AGE TO TOTAL EXP. ON TEC. EDN.	PLAN	NON-PLAN	TOTAL	% AGE TO TOTAL EXP. ON TEC. EDN.	PLAN	NON-PLAN	TOTAL	% AGE TO TOTAL EXP. ON TEC. EDN.
1	ANDHRA PRADESH	0.00	22027.00	22027.00	1.29	0.00	26975.00	26975.00	0.56	0.00	31407.00	31407.00	0.45
2	ARUNACHAL PRADESH	575.00	0.00	575.00	2.22	136.00	0.00	136.00	0.37	200.00	0.00	200.00	0.83
3	ASSAM	53150.00	129716.00	182866.00	34.37	8430.00	168430.00	176860.00	26.12	8430.00	168430.00	176860.00	26.12
4	BIHAR	12575.00	88741.00	101316.00	29.57	8000.00	123462.00	131462.00	31.32	10000.00	83605.00	93605.00	25.20
5	CHHATTI SGARH	15735.00	65493.00	81228.00	29.03	78800.00	115680.00	194480.00	30.00	96070.00	113070.00	209140.00	28.15
6	GOA	33234.00	69233.00	102467.00	37.63	47015.00	87630.00	134645.00	37.86	94010.00	120300.00	214310.00	46.30
7	GUJARAT	448596.00	380230.00	828826.00	41.59	603865.00	474840.00	1078705.00	38.57	655337.00	466930.00	1122267.00	38.59
8	HARYANA	0.00	78590.00	78590.00	3.35	0.00	61714.00	61714.00	2.88	0.00	61714.00	61714.00	2.58
9	HIMACHAL PRADESH	0.00	14351.00	14351.00	10.35	0.00	38093.00	38093.00	22.68	10000.00	33851.00	43851.00	18.56
10	JAMMU & KASHMIR
11	JHARKHAND	2577.00	76409.00	78986.00	10.38	9300.00	82399.00	91699.00	15.29	12400.00	86796.00	99196.00	12.15
12	KARNATAKA	26883.00	12759.00	39642.00	2.72	50000.00	13019.00	63019.00	3.98	50000.00	15180.00	65180.00	2.94
13	KERALA	98020.00	489041.00	587061.00	23.97	117183.00	497020.00	614203.00	23.37	133000.00	585219.00	718219.00	23.61
14	MADHYA PRADESH	13890.00	114552.00	128442.00	12.41	16501.00	144865.00	161366.00	9.76	16501.00	157225.00	173726.00	11.59
15	MAHARASHTRA	103450.00	295386.00	398836.00	6.86	127707.00	375278.00	502985.00	6.19	105100.00	378789.00	483889.00	5.79
16	MANI PUR
17	MEGHALAYA
18	MIZORAM
19	NAGALAND
20	ODISHA	40000.00	155579.00	195579.00	45.03	89607.00	286648.00	376255.00	59.74	124207.00	453663.00	577870.00	64.23
21	PUNJAB
22	RAJASTHAN
23	SIKKIM
24	TAMIL NADU	208011.00	148412.00	356423.00	17.63	252603.00	23152.00	275755.00	12.70	324082.00	27745.00	351827.00	13.33
25	TRIPURA	8.00	4000.00	4008.00	9.02	0.00	6450.00	6450.00	10.51	0.00	9223.00	9223.00	10.85
26	UTTARAKHAND	131732.00	90466.00	222198.00	51.06	107217.00	90500.00	197717.00	35.73	123300.00	155502.00	278802.00	31.60
27	UTTAR PRADESH	462953.00	151016.00	613969.00	45.28	247804.00	150562.00	398366.00	29.41	234604.00	161976.00	396580.00	19.96
28	WEST BENGAL	67653.00	133504.00	201157.00	10.08	76510.00	268574.00	345084.00	10.26	167510.00	307668.00	475178.00	12.85
	TOTAL STATES	1719042.00	2519505.00	4238547.00	15.66	1840678.00	3035291.00	4875969.00	13.32	2164751.00	3418293.00	5583044.00	12.94
29	A. & N. ISLANDS
30	CHANDIGARH	33200.00	162721.00	195921.00	72.52	22400.00	220300.00	242700.00	68.58	22400.00	171600.00	194000.00	60.85
31	DADRA & NAGAR HAVELI
32	DAMAN & DIU
33	DELHI	633955.00	216655.00	850610.00	70.01	581118.00	305145.00	886263.00	64.43	907600.00	164145.00	1071745.00	66.65
34	LAKSHADWEEP
35	PUDUCHERRY	151900.00	0.00	151900.00	51.73	220000.00	0.00	220000.00	54.85	202500.00	0.00	202500.00	56.79
	TOTAL U. T.	819055.00	379376.00	1198431.00	63.43	823518.00	525445.00	1348963.00	59.42	1132500.00	335745.00	1468245.00	60.54
	TOTAL (STATE & UTs)	2538097.00	2898881.00	5436978.00	18.78	2664196.00	3560736.00	6224932.00	16.01	3297251.00	3754038.00	7051289.00	15.47

... NI CNET ...

STATEMENT NO. (16): PLAN & NON-PLAN BUDGETED EXPENDITURE ON TECHNICAL EDUCATION (Sub-head wise)

ACCOUNT: REVENUE ACCOUNT
PROGRAM: SCHOLARSHIPS

(RUPEES IN THOUSANDS)

SL. NO.	STATE/UNION TERRITORY	2008-09(ACTUALS)				2009-10(R. E.)				2010-11(B. E.)			
		PLAN	NON-PLAN	TOTAL	% AGE TO TOTAL EXP. ON TEC. EDN.	PLAN	NON-PLAN	TOTAL	% AGE TO TOTAL EXP. ON TEC. EDN.	PLAN	NON-PLAN	TOTAL	% AGE TO TOTAL EXP. ON TEC. EDN.
1	ANDHRA PRADESH	10000.00	5732.00	15732.00	0.92	5000.00	13500.00	18500.00	0.38	5000.00	13500.00	18500.00	0.26
2	ARUNACHAL PRADESH
3	ASSAM	1750.00	4550.00	6300.00	1.18	1750.00	4550.00	6300.00	0.93	1750.00	4550.00	6300.00	0.93
4	BIHAR
5	CHHATTI SGARH	295.00	43.00	338.00	0.12	1000.00	50.00	1050.00	0.16	1000.00	50.00	1050.00	0.14
6	GOA
7	GUJARAT
8	HARYANA	0.00	4499.00	4499.00	0.19	0.00	8442.00	8442.00	0.39	2000.00	11475.00	13475.00	0.56
9	HIMACHAL PRADESH
10	JAMMU & KASHMIR
11	JHARKHAND
12	KARNATAKA	60160.00	6471.00	66631.00	4.58	40000.00	6765.00	46765.00	2.95	107200.00	7036.00	114236.00	5.15
13	KERALA	0.00	0.00	0.00	0.00	105300.00	100.00	105400.00	4.01	105300.00	100.00	105400.00	3.46
14	MADHYA PRADESH	0.00	366.00	366.00	0.04	0.00	700.00	700.00	0.04	0.00	700.00	700.00	0.05
15	MAHARASHTRA	75038.00	316488.00	391526.00	6.74	95000.00	1081250.00	1176250.00	14.48	130000.00	1081253.00	1211253.00	14.49
16	MANI PUR	0.00	0.00	0.00	0.00	0.00	350.00	350.00	0.94	0.00	350.00	350.00	0.72
17	MEGHALAYA	1000.00	257.00	1257.00	0.83	3500.00	269.00	3769.00	2.89	3500.00	269.00	3769.00	2.89
18	MIZORAM
19	NAGALAND	13993.00	5989.00	19982.00	34.99	14422.00	8100.00	22522.00	30.54	7800.00	8100.00	15900.00	23.81
20	ODISHA
21	PUNJAB	0.00	19.00	19.00	0.00	0.00	90.00	90.00	0.02	0.00	90.00	90.00	0.02
22	RAJASTHAN	1865.00	0.00	1865.00	0.34	1.00	0.00	1.00	0.00	1.00	0.00	1.00	0.00
23	SIKKIM
24	TAMIL NADU	34963.00	24.00	34987.00	1.73	46000.00	120.00	46120.00	2.12	46000.00	120.00	46120.00	1.75
25	TRIPURA	399.00	0.00	399.00	0.90	540.00	0.00	540.00	0.88	500.00	0.00	500.00	0.59
26	UTTARAKHAND
27	UTTAR PRADESH
28	WEST BENGAL	0.00	125.00	125.00	0.01	2000.00	182.00	2182.00	0.06	4010.00	201.00	4211.00	0.11
	TOTAL STATES	199463.00	344563.00	544026.00	2.01	314513.00	1124468.00	1438981.00	3.93	414061.00	1127794.00	1541855.00	3.57
29	A. & N. ISLANDS
30	CHANDIGARH
31	DADRA & NAGAR HAVELI
32	DAMAN & DIU
33	DELHI
34	LAKSHADWEEP
35	PUDUCHERRY	0.00	47.00	47.00	0.02	0.00	63.00	63.00	0.02	0.00	160.00	160.00	0.04
	TOTAL U. T.	0.00	47.00	47.00	0.00	0.00	63.00	63.00	0.00	0.00	160.00	160.00	0.01
	TOTAL (STATE & UTs)	199463.00	344610.00	544073.00	1.88	314513.00	1124531.00	1439044.00	3.70	414061.00	1127954.00	1542015.00	3.38

.. NICNET ..

STATEMENT NO. (16): PLAN & NON-PLAN BUDGETED EXPENDITURE ON TECHNICAL EDUCATION (Sub-head wise)

ACCOUNT: REVENUE ACCOUNT
PROGRAM: TRAINING

(RUPEES IN THOUSANDS)

SL. NO.	STATE/UNION TERRITORY	2008-09(ACTUALS)				2009-10(R. E.)				2010-11(B. E.)			
		PLAN	NON-PLAN	TOTAL	% AGE TO TOTAL EXP. ON TEC. EDN.	PLAN	NON-PLAN	TOTAL	% AGE TO TOTAL EXP. ON TEC. EDN.	PLAN	NON-PLAN	TOTAL	% AGE TO TOTAL EXP. ON TEC. EDN.
1	ANDHRA PRADESH	204.00	0.00	204.00	0.01	380.00	0.00	380.00	0.01	380.00	0.00	380.00	0.01
2	ARUNACHAL PRADESH
3	ASSAM
4	BIHAR
5	CHHATTI SGARH	0.00	2201.00	2201.00	0.79	0.00	2000.00	2000.00	0.31	0.00	2200.00	2200.00	0.30
6	GOA
7	GUJARAT	1751.00	0.00	1751.00	0.09	3000.00	0.00	3000.00	0.11	3100.00	10.00	3110.00	0.11
8	HARYANA	4902.00	0.00	4902.00	0.21	0.00	0.00	0.00	0.00	500.00	0.00	500.00	0.02
9	HIMACHAL PRADESH
10	JAMMU & KASHMIR
11	JHARKHAND	11505.00	0.00	11505.00	1.51	3000.00	0.00	3000.00	0.50	21500.00	0.00	21500.00	2.63
12	KARNATAKA
13	KERALA	35955.00	23497.00	59452.00	2.43	12000.00	25043.00	37043.00	1.41	12000.00	28712.00	40712.00	1.34
14	MADHYA PRADESH	0.00	0.00	0.00	0.00	500.00	90.00	590.00	0.04	500.00	90.00	590.00	0.04
15	MAHARASHTRA
16	MANI PUR
17	MEGHALAYA
18	MIZORAM
19	NAGALAND
20	ODISHA
21	PUNJAB
22	RAJASTHAN
23	SIKKIM
24	TAMIL NADU
25	TRIPURA
26	UTTARAKHAND
27	UTTAR PRADESH
28	WEST BENGAL	0.00	6554.00	6554.00	0.33	0.00	9789.00	9789.00	0.29	0.00	20788.00	20788.00	0.56
	TOTAL STATES	54317.00	32252.00	86569.00	0.32	18880.00	36922.00	55802.00	0.15	37980.00	51800.00	89780.00	0.21
29	A. & N. ISLANDS
30	CHANDIGARH
31	DADRA & NAGAR HAVELI
32	DAMAN & DIU
33	DELHI
34	LAKSHADWEEP
35	PUDUCHERRY
	TOTAL U. T.	0.00	0.00	0.00	0.00	0.00	0.00	0.00	0.00	0.00	0.00	0.00	0.00
	TOTAL (STATE & UTs)	54317.00	32252.00	86569.00	0.30	18880.00	36922.00	55802.00	0.14	37980.00	51800.00	89780.00	0.20

... NI CNET ...

STATEMENT NO. (16) : PLAN & NON-PLAN BUDGETED EXPENDITURE ON TECHNICAL EDUCATION (Sub-head wise)

ACCOUNT: REVENUE ACCOUNT
PROGRAM: OTHER EXPENDITURE

(RUPEES IN THOUSANDS)

SL. NO.	STATE/UNI ON TERRITORY	2008-09(ACTUALS)				2009-10(R. E.)				2010-11(B. E.)			
		PLAN	NON-PLAN	TOTAL	% AGE TO TOTAL EXP. ON TEC. EDN.	PLAN	NON-PLAN	TOTAL	% AGE TO TOTAL EXP. ON TEC. EDN.	PLAN	NON-PLAN	TOTAL	% AGE TO TOTAL EXP. ON TEC. EDN.
1	ANDHRA PRADESH	386.00	0.00	386.00	0.02	306.00	0.00	306.00	0.01	8629.00	0.00	8629.00	0.12
2	ARUNACHAL PRADESH
3	ASSAM	0.00	0.00	0.00	0.00	24800.00	0.00	24800.00	3.66	24800.00	0.00	24800.00	3.66
4	BI HAR	4200.00	0.00	4200.00	1.23	30000.00	0.00	30000.00	7.15	80000.00	0.00	80000.00	21.54
5	CHHATTI SGARH	3921.00	9462.00	13383.00	4.78	5300.00	10000.00	15300.00	2.36	5500.00	10000.00	15500.00	2.09
6	GOA
7	GUJARAT	43718.00	33986.00	77704.00	3.90	139450.00	45790.00	185240.00	6.62	119068.00	45444.00	164512.00	5.66
8	HARYANA	245637.00	7627.00	253264.00	10.79	171000.00	210.00	171210.00	7.99	170000.00	300.00	170300.00	7.12
9	HIMACHAL PRADESH	5959.00	0.00	5959.00	4.30	6000.00	0.00	6000.00	3.57	6000.00	0.00	6000.00	2.54
10	JAMMU & KASHMIR
11	JHARKHAND	555964.00	0.00	555964.00	73.05	345049.00	100.00	345149.00	57.55	521400.00	250.00	521650.00	63.88
12	KARNATAKA	10579.00	39717.00	50296.00	3.46	20551.00	45807.00	66358.00	4.19	113000.00	47699.00	160699.00	7.25
13	KERALA	223042.00	34970.00	258012.00	10.54	140552.00	30410.00	170962.00	6.51	176100.00	46557.00	222657.00	7.32
14	MADHYA PRADESH	28785.00	6499.00	35284.00	3.41	57000.00	5500.00	62500.00	3.78	59000.00	6000.00	65000.00	4.34
15	MAHARASHTRA	371724.00	14831.00	386555.00	6.65	246032.00	19668.00	265700.00	3.27	190242.00	23483.00	213725.00	2.56
16	MANI PUR	5200.00	0.00	5200.00	11.65	0.00	0.00	0.00	0.00	0.00	0.00	0.00	0.00
17	MEGHALAYA	2401.00	11.00	2412.00	1.59	3051.00	12.00	3063.00	2.35	3051.00	12.00	3063.00	2.35
18	MI ZORAM
19	NAGALAND	2145.00	720.00	2865.00	5.02	1700.00	1294.00	2994.00	4.06	0.00	0.00	0.00	0.00
20	ODI SHA	53200.00	6135.00	59335.00	13.66	29191.00	13000.00	42191.00	6.70	63298.00	19430.00	82728.00	9.19
21	PUNJAB	0.00	147572.00	147572.00	33.03	0.00	136307.00	136307.00	22.91	0.00	135988.00	135988.00	24.40
22	RAJASTHAN	0.00	0.00	0.00	0.00	1.00	0.00	1.00	0.00	1.00	0.00	1.00	0.00
23	SI KKI M
24	TAMI L NADU	6463.00	140911.00	147374.00	7.29	3216.00	254341.00	257557.00	11.86	3000.00	193712.00	196712.00	7.45
25	TRI PURA	938.00	3599.00	4537.00	10.21	1105.00	5537.00	6642.00	10.82	1400.00	7341.00	8741.00	10.28
26	UTTARAKHAND	864.00	10465.00	11329.00	2.60	1000.00	16771.00	17771.00	3.21	202000.00	19236.00	221236.00	25.08
27	UTTAR PRADESH	0.00	21070.00	21070.00	1.55	0.00	23873.00	23873.00	1.76	30806.00	390483.00	421289.00	21.20
28	WEST BENGAL	959138.00	92437.00	1051575.00	52.67	1508789.00	145331.00	1654120.00	49.19	1588020.00	69732.00	1657752.00	44.81
	TOTAL STATES	2524264.00	570012.00	3094276.00	11.43	2734093.00	753951.00	3488044.00	9.53	3365315.00	1015667.00	4380982.00	10.15
29	A. & N. ISLANDS	5616.00	0.00	5616.00	8.02	3144.00	0.00	3144.00	3.36	0.00	0.00	0.00	0.00
30	CHANDI GARH
31	DADRA & NAGAR HAVELI
32	DAMAN & DI U	1296.00	0.00	1296.00	5.56	1700.00	0.00	1700.00	5.99	1700.00	0.00	1700.00	5.86
33	DELHI	16756.00	0.00	16756.00	1.38	12382.00	0.00	12382.00	0.90	3400.00	0.00	3400.00	0.21
34	LAKSHADWEEP
35	PUDUCHERRY	7500.00	0.00	7500.00	2.55	15000.00	0.00	15000.00	3.74	10200.00	0.00	10200.00	2.86
	TOTAL U. T.	31168.00	0.00	31168.00	1.65	32226.00	0.00	32226.00	1.42	15300.00	0.00	15300.00	0.63
	TOTAL (STATE & UTs)	2555432.00	570012.00	3125444.00	10.80	2766319.00	753951.00	3520270.00	9.06	3380615.00	1015667.00	4396282.00	9.64

.. NI CNET ..

STATEMENT NO. (17): PLAN & NON-PLAN BUDGETED EXPENDITURE ON PHYSICAL EDUCATION

ACCOUNT: REVENUE ACCOUNT
PROGRAM: TOTAL EXPENDITURE

(RUPEES IN THOUSANDS)

SL. NO.	STATE/UNION TERRITORY	2008-09(ACTUALS)				2009-10(R. E.)				2010-11(B. E.)			
		PLAN	NON-PLAN	TOTAL	% AGE TO TOTAL EXP. ON EDUCATION	PLAN	NON-PLAN	TOTAL	% AGE TO TOTAL EXP. ON EDUCATION	PLAN	NON-PLAN	TOTAL	% AGE TO TOTAL EXP. ON EDUCATION
1	ANDHRA PRADESH	0.00	14761.00	14761.00	0.02	0.00	19247.00	19247.00	0.02	0.00	24051.00	24051.00	0.02
2	ARUNACHAL PRADESH	13699.00	24501.00	38200.00	0.89	21141.00	56112.00	77253.00	1.41	1600.00	46579.00	48179.00	1.29
3	ASSAM	0.00	89304.00	89304.00	0.24	0.00	110081.00	110081.00	0.25	0.00	110081.00	110081.00	0.25
4	BIHAR	0.00	13499.00	13499.00	0.02	0.00	22714.00	22714.00	0.03	0.00	23646.00	23646.00	0.03
5	CHHATTI SGARH	0.00	3098.00	3098.00	0.01	0.00	4280.00	4280.00	0.01	0.00	5335.00	5335.00	0.01
6	GOA	26032.00	37857.00	63889.00	1.29	31410.00	39800.00	71210.00	1.07	58015.00	49300.00	107315.00	1.38
7	GUJARAT	0.00	14100.00	14100.00	0.02	0.00	17000.00	17000.00	0.02	0.00	17360.00	17360.00	0.02
8	HARYANA	0.00	0.00	0.00	0.00	3875.00	0.00	3875.00	0.01	0.00	0.00	0.00	0.00
9	HIMACHAL PRADESH
10	JAMMU & KASHMIR	0.00	59719.00	59719.00	0.47	0.00	74000.00	74000.00	0.36	0.00	85000.00	85000.00	0.35
11	JHARKHAND	0.00	5901.00	5901.00	0.02	0.00	8766.00	8766.00	0.03	0.00	7294.00	7294.00	0.03
12	KARNATAKA	0.00	2898.00	2898.00	0.00	0.00	2694.00	2694.00	0.00	0.00	3142.00	3142.00	0.00
13	KERALA	1267.00	6679.00	7946.00	0.02	2000.00	5758.00	7758.00	0.01	10000.00	6894.00	16894.00	0.03
14	MADHYA PRADESH	0.00	4512.00	4512.00	0.01	0.00	7480.00	7480.00	0.01	0.00	8529.00	8529.00	0.01
15	MAHARASHTRA	0.00	54331.00	54331.00	0.03	0.00	71614.00	71614.00	0.03	0.00	85379.00	85379.00	0.03
16	MANI PUR	1020.00	21706.00	22726.00	0.59	1700.00	16658.00	18358.00	0.43	1700.00	23321.00	25021.00	0.45
17	MEGHALAYA	150.00	60.00	210.00	0.01	150.00	80.00	230.00	0.00	150.00	80.00	230.00	0.00
18	MIZORAM
19	NAGALAND
20	ODISHA	67271.00	6498.00	73769.00	0.19	26501.00	8052.00	34553.00	0.06	8971.00	9409.00	18380.00	0.03
21	PUNJAB	0.00	13001.00	13001.00	0.04	0.00	18342.00	18342.00	0.05	0.00	19671.00	19671.00	0.05
22	RAJASTHAN	35340.00	35476.00	70816.00	0.09	5600.00	44599.00	50199.00	0.05	34325.00	49171.00	83496.00	0.08
23	SIKKIM
24	TAMIL NADU	44067.00	14115.00	58182.00	0.07	100027.00	15629.00	115656.00	0.11	18527.00	14934.00	33461.00	0.03
25	TRIPURA	13033.00	151419.00	164452.00	2.92	11180.00	255800.00	266980.00	3.55	7200.00	253800.00	261000.00	3.37
26	UTTARAKHAND
27	UTTAR PRADESH	7948.00	393.00	8341.00	0.01	0.00	400.00	400.00	0.00	0.00	400.00	400.00	0.00
28	WEST BENGAL	29916.00	29385.00	59301.00	0.08	36450.00	48147.00	84597.00	0.07	49300.00	53289.00	102589.00	0.08
	TOTAL STATES	239743.00	603213.00	842956.00	0.07	240034.00	847253.00	1087287.00	0.07	189788.00	896665.00	1086453.00	0.06
29	A. & N. ISLANDS	2452.00	0.00	2452.00	0.12	3000.00	0.00	3000.00	0.11	3000.00	0.00	3000.00	0.12
30	CHANDIGARH	1000.00	4334.00	5334.00	0.23	1000.00	5800.00	6800.00	0.20	1300.00	6200.00	7500.00	0.23
31	DADRA & NAGAR HAVELI
32	DAMAN & DIU
33	DELHI	1949.00	1565.00	3514.00	0.01	2500.00	2300.00	4800.00	0.01	2500.00	2235.00	4735.00	0.01
34	LAKSHADWEEP
35	PUDUCHERRY
	TOTAL U. T.	5401.00	5899.00	11300.00	0.03	6500.00	8100.00	14600.00	0.03	6800.00	8435.00	15235.00	0.03
	TOTAL (STATE & UTs)	245144.00	609112.00	854256.00	0.07	246534.00	855353.00	1101887.00	0.07	196588.00	905100.00	1101688.00	0.06
	CENTRE TOTAL	0.00	0.00	0.00	0.00	0.00	0.00
	GRAND TOTAL	245144.00	609112.00	854256.00	0.06	246534.00	855353.00	1101887.00	0.06	196588.00	905100.00	1101688.00	0.05

... NI CNET. .

STATEMENT NO. (18): PLAN & NON-PLAN BUDGETED EXPENDITURE ON PHYSICAL EDUCATION (Sub-head wise)

ACCOUNT: REVENUE ACCOUNT
PROGRAM: PHYSICAL EDUCATION

(RUPEES IN THOUSANDS)

SL. NO.	STATE/UNION TERRITORY	2008-09(ACTUALS)				2009-10(R. E.)				2010-11(B. E.)			
		PLAN	NON-PLAN	TOTAL	% AGE TO TOTAL EXP. ON PHY. EDN.	PLAN	NON-PLAN	TOTAL	% AGE TO TOTAL EXP. ON PHY. EDN.	PLAN	NON-PLAN	TOTAL	% AGE TO TOTAL EXP. ON PHY. EDN.
1	ANDHRA PRADESH	0.00	14761.00	14761.00	100.00	0.00	19247.00	19247.00	100.00	0.00	24051.00	24051.00	100.00
2	ARUNACHAL PRADESH	13699.00	24501.00	38200.00	100.00	21141.00	56112.00	77253.00	100.00	1600.00	46579.00	48179.00	100.00
3	ASSAM	0.00	89304.00	89304.00	100.00	0.00	110081.00	110081.00	100.00	0.00	110081.00	110081.00	100.00
4	BIHAR	0.00	13499.00	13499.00	100.00	0.00	22714.00	22714.00	100.00	0.00	23646.00	23646.00	100.00
5	CHHATTI SGARH	0.00	3098.00	3098.00	100.00	0.00	4280.00	4280.00	100.00	0.00	5335.00	5335.00	100.00
6	GOA	26032.00	37857.00	63889.00	100.00	31410.00	39800.00	71210.00	100.00	58015.00	49300.00	107315.00	100.00
7	GUJARAT	0.00	14100.00	14100.00	100.00	0.00	17000.00	17000.00	100.00	0.00	17360.00	17360.00	100.00
8	HARYANA	0.00	0.00	0.00	0.00	3875.00	0.00	3875.00	100.00	0.00	0.00	0.00	0.00
9	HIMACHAL PRADESH	0.00	0.00	0.00	0.00	0.00	0.00	0.00	0.00	0.00	0.00	0.00	0.00
10	JAMMU & KASHMIR	0.00	59719.00	59719.00	100.00	0.00	74000.00	74000.00	100.00	0.00	85000.00	85000.00	100.00
11	JHARKHAND	0.00	5901.00	5901.00	100.00	0.00	8766.00	8766.00	100.00	0.00	7294.00	7294.00	100.00
12	KARNATAKA	0.00	2898.00	2898.00	100.00	0.00	2694.00	2694.00	100.00	0.00	3142.00	3142.00	100.00
13	KERALA	1267.00	6679.00	7946.00	100.00	2000.00	5758.00	7758.00	100.00	10000.00	6894.00	16894.00	100.00
14	MADHYA PRADESH	0.00	4512.00	4512.00	100.00	0.00	7480.00	7480.00	100.00	0.00	8529.00	8529.00	100.00
15	MAHARASHTRA	0.00	54331.00	54331.00	100.00	0.00	71614.00	71614.00	100.00	0.00	85379.00	85379.00	100.00
16	MANI PUR	1020.00	21706.00	22726.00	100.00	1700.00	16658.00	18358.00	100.00	1700.00	23321.00	25021.00	100.00
17	MEGHALAYA	150.00	60.00	210.00	100.00	150.00	80.00	230.00	100.00	150.00	80.00	230.00	100.00
18	MIZORAM	0.00	0.00	0.00	0.00	0.00	0.00	0.00	0.00	0.00	0.00	0.00	0.00
19	NAGALAND	0.00	0.00	0.00	0.00	0.00	0.00	0.00	0.00	0.00	0.00	0.00	0.00
20	ODISHA	67271.00	6498.00	73769.00	100.00	26501.00	8052.00	34553.00	100.00	8971.00	9409.00	18380.00	100.00
21	PUNJAB	0.00	13001.00	13001.00	100.00	0.00	18342.00	18342.00	100.00	0.00	19671.00	19671.00	100.00
22	RAJASTHAN	35340.00	35476.00	70816.00	100.00	5600.00	44599.00	50199.00	100.00	34325.00	49171.00	83496.00	100.00
23	SIKKIM	0.00	0.00	0.00	0.00	0.00	0.00	0.00	0.00	0.00	0.00	0.00	0.00
24	TAMIL NADU	44067.00	14115.00	58182.00	100.00	100027.00	15629.00	115656.00	100.00	18527.00	14934.00	33461.00	100.00
25	TRIPURA	13033.00	151419.00	164452.00	100.00	11180.00	255800.00	266980.00	100.00	7200.00	253800.00	261000.00	100.00
26	UTTARAKHAND	0.00	0.00	0.00	0.00	0.00	0.00	0.00	0.00	0.00	0.00	0.00	0.00
27	UTTAR PRADESH	7948.00	393.00	8341.00	100.00	0.00	400.00	400.00	100.00	0.00	400.00	400.00	100.00
28	WEST BENGAL	29916.00	29385.00	59301.00	100.00	36450.00	48147.00	84597.00	100.00	49300.00	53289.00	102589.00	100.00
TOTAL STATES		239743.00	603213.00	842956.00	100.00	240034.00	847253.00	1087287.00	100.00	189788.00	896665.00	1086453.00	100.00
29	A. & N. ISLANDS	2452.00	0.00	2452.00	100.00	3000.00	0.00	3000.00	100.00	3000.00	0.00	3000.00	100.00
30	CHANDIGARH	1000.00	4334.00	5334.00	100.00	1000.00	5800.00	6800.00	100.00	1300.00	6200.00	7500.00	100.00
31	DADRA & NAGAR HAVELI	0.00	0.00	0.00	0.00	0.00	0.00	0.00	0.00	0.00	0.00	0.00	0.00
32	DAMAN & DIU	0.00	0.00	0.00	0.00	0.00	0.00	0.00	0.00	0.00	0.00	0.00	0.00
33	DELHI	1949.00	1565.00	3514.00	100.00	2500.00	2300.00	4800.00	100.00	2500.00	2235.00	4735.00	100.00
34	LAKSHADWEEP	0.00	0.00	0.00	0.00	0.00	0.00	0.00	0.00	0.00	0.00	0.00	0.00
35	PUDUCHERRY	0.00	0.00	0.00	0.00	0.00	0.00	0.00	0.00	0.00	0.00	0.00	0.00
TOTAL U. T.		5401.00	5899.00	11300.00	100.00	6500.00	8100.00	14600.00	100.00	6800.00	8435.00	15235.00	100.00
TOTAL (STATE & UTs)		245144.00	609112.00	854256.00	100.00	246534.00	855353.00	1101887.00	100.00	196588.00	905100.00	1101688.00	100.00

.. NI CNET ..

STATEMENT NO. (19): PLAN & NON-PLAN BUDGETED EXPENDITURE ON GENERAL

ACCOUNT: REVENUE ACCOUNT
PROGRAM: TOTAL EXPENDITURE

(RUPEES IN THOUSANDS)

SL. NO.	STATE/UNI ON TERRITORY	2008-09(ACTUALS)				2009-10(R. E.)				2010-11(B. E.)			
		PLAN	NON-PLAN	TOTAL	% AGE TO TOTAL EXP. ON EDUCATION	PLAN	NON-PLAN	TOTAL	% AGE TO TOTAL EXP. ON EDUCATION	PLAN	NON-PLAN	TOTAL	% AGE TO TOTAL EXP. ON EDUCATION
1	ANDHRA PRADESH	6343.00	441385.00	447728.00	0.66	11719.00	552414.00	564133.00	0.61	9600.00	643188.00	652788.00	0.57
2	ARUNACHAL PRADESH	7393.00	21132.00	28525.00	0.66	17892.00	40450.00	58342.00	1.06	4100.00	32377.00	36477.00	0.97
3	ASSAM	5300.00	295562.00	300862.00	0.82	16400.00	272034.00	288434.00	0.66	16400.00	272034.00	288434.00	0.66
4	BI HAR	1550.00	117772.00	119322.00	0.19	69460.00	144133.00	213593.00	0.27	4060.00	169181.00	173241.00	0.21
5	CHHATTI SGARH	517556.00	20699.00	538255.00	2.35	747040.00	36510.00	783550.00	2.01	749470.00	35490.00	784960.00	1.75
6	GOA	4222.00	43135.00	47357.00	0.95	7000.00	50257.00	57257.00	0.86	7000.00	58886.00	65886.00	0.85
7	GUJARAT	529122.00	501517.00	1030639.00	1.78	669292.00	599062.00	1268354.00	1.68	753148.00	619093.00	1372241.00	1.58
8	HARYANA	22795.00	173958.00	196753.00	0.56	41500.00	261293.00	302793.00	0.60	0.00	0.00	0.00	0.00
9	HIMACHAL PRADESH	16409.00	51276.00	67685.00	0.40	767.00	67570.00	68337.00	0.33	925.00	79116.00	80041.00	0.33
10	JAMMU & KASHMIR	0.00	32780.00	32780.00	0.26	99879.00	44651.00	144530.00	0.70	115257.00	49992.00	165249.00	0.68
11	JHARKHAND
12	KARNATAKA	1026573.00	40408.00	1066981.00	1.29	1671301.00	51613.00	1722914.00	2.07	2919773.00	19436.00	2939209.00	2.93
13	KERALA	492454.00	63534.00	555988.00	1.05	209102.00	52686.00	261788.00	0.43	152100.00	186558.00	338658.00	0.51
14	MADHYA PRADESH	363599.00	107892.00	471491.00	0.98	263555.00	106871.00	370426.00	0.57	441801.00	109761.00	551562.00	0.82
15	MAHARASHTRA	601763.00	528163.00	1129926.00	0.70	1057464.00	908611.00	1966075.00	0.85	1076645.00	951351.00	2027996.00	0.78
16	MANI PUR	4133.00	58305.00	62438.00	1.61	47524.00	51311.00	98835.00	2.31	6324.00	71609.00	77933.00	1.39
17	MEGHALAYA	30600.00	119629.00	150229.00	3.65	37200.00	146795.00	183995.00	3.66	37200.00	146795.00	183995.00	3.66
18	MIZORAM	15288.00	37821.00	53109.00	1.62	27090.00	47420.00	74510.00	1.72	21290.00	52732.00	74022.00	1.67
19	NAGALAND
20	ODISHA	9217.00	19286.00	28503.00	0.07	30200.00	30298.00	60498.00	0.10	26000.00	29295.00	55295.00	0.09
21	PUNJAB	0.00	130743.00	130743.00	0.45	0.00	180990.00	180990.00	0.46	0.00	194364.00	194364.00	0.46
22	RAJASTHAN	1593.00	111698.00	113291.00	0.15	3201.00	122319.00	125520.00	0.14	3802.00	111884.00	115686.00	0.11
23	SIKKIM	78267.00	25434.00	103701.00	3.90	404801.00	557416.00	962217.00	24.21	342813.00	267801.00	610614.00	13.44
24	TAMIL NADU	10465.00	3006175.00	3016640.00	3.48	24030.00	3000000.00	3024030.00	2.89	24502.00	3000000.00	3024502.00	2.58
25	TRIPURA	1508.00	51717.00	53225.00	0.95	2000.00	77320.00	79320.00	1.06	10100.00	73909.00	84009.00	1.08
26	UTTARAKHAND	99555.00	69122.00	168677.00	0.98	165294.00	131238.00	296532.00	0.98	164919.00	125602.00	290521.00	1.05
27	UTTAR PRADESH	11603.00	162674.00	174277.00	0.16	98605.00	229702.00	328307.00	0.23	98604.00	247219.00	345823.00	0.19
28	WEST BENGAL	138365.00	903243.00	1041608.00	1.41	183530.00	1170446.00	1353976.00	1.15	211112.00	1293228.00	1504340.00	1.16
TOTAL STATES		3995673.00	7135060.00	11130733.00	0.97	5905846.00	8933410.00	14839256.00	0.98	7196945.00	8840901.00	16037846.00	0.94
29	A. & N. ISLANDS	20448.00	31152.00	51600.00	2.53	33655.00	42843.00	76498.00	2.82	33500.00	37850.00	71350.00	2.83
30	CHANDIGARH	1580.00	19903.00	21483.00	0.94	0.00	29063.00	29063.00	0.85	100.00	26513.00	26613.00	0.82
31	DADRA & NAGAR HAVELI	11572.00	7233.00	18805.00	4.20	14800.00	8100.00	22900.00	3.85	16800.00	5050.00	21850.00	3.77
32	DAMAN & DIU	10286.00	1194.00	11480.00	4.02	11200.00	1400.00	12600.00	2.34	12500.00	1900.00	14400.00	3.66
33	DELHI	322393.00	312153.00	634546.00	2.32	355500.00	427065.00	782565.00	2.09	463500.00	436350.00	899850.00	2.38
34	LAKSHADWEEP	0.00	14145.00	14145.00	2.20	550.00	14430.00	14980.00	1.97	0.00	14075.00	14075.00	1.97
35	PUDUCHERRY	9311.00	46912.00	56223.00	1.72	23102.00	53335.00	76437.00	1.73	48074.00	54787.00	102861.00	2.40
TOTAL U. T.		375590.00	432692.00	808282.00	2.23	438807.00	576236.00	1015043.00	2.03	574474.00	576525.00	1150999.00	2.33
TOTAL (STATE & UTs)		4371263.00	7567752.00	11939015.00	1.01	6344653.00	9509646.00	15854299.00	1.01	7771419.00	9417426.00	17188845.00	0.98
CENTRE TOTAL		229100.00	850950.00	1080050.00	0.31	330000.00	1196800.00	1526800.00	0.37	391000.00	1192100.00	1583100.00	0.32
GRAND TOTAL		4600363.00	8418702.00	13019065.00	0.85	6674653.00	10706446.00	17381099.00	0.88	8162419.00	10609526.00	18771945.00	0.83

.. NI CNET ..

STATEMENT NO. (20): PLAN & NON-PLAN BUDGETED EXPENDITURE ON GENERAL (Sub-head wise)

ACCOUNT: REVENUE ACCOUNT
PROGRAM: DIRECTI ON & ADMINI STRATI ON

(RUPEES I N THOUSANDS)

SL. NO.	STATE/UNI ON TERRITORY	2008-09(ACTUALS)				2009-10(R. E.)				2010-11(B. E.)			
		PLAN	NON-PLAN	TOTAL	% AGE TO TOTAL EXP. ON GENERAL	PLAN	NON-PLAN	TOTAL	% AGE TO TOTAL EXP. ON GENERAL	PLAN	NON-PLAN	TOTAL	% AGE TO TOTAL EXP. ON GENERAL
1	ANDHRA PRADESH	4831.00	389714.00	394545.00	88.12	7094.00	488362.00	495456.00	87.83	4575.00	568148.00	572723.00	87.73
2	ARUNACHAL PRADESH	7393.00	21132.00	28525.00	100.00	17892.00	40450.00	58342.00	100.00	4100.00	32377.00	36477.00	100.00
3	ASSAM	2216.00	209569.00	211785.00	70.39	2516.00	158999.00	161515.00	56.00	2516.00	158999.00	161515.00	56.00
4	BIHAR	0.00	25842.00	25842.00	21.66	0.00	30846.00	30846.00	14.44	0.00	39639.00	39639.00	22.88
5	CHHATTI SGARH	25009.00	19066.00	44075.00	8.19	38060.00	34500.00	72560.00	9.26	38160.00	33380.00	71540.00	9.11
6	GOA	4222.00	43085.00	47307.00	99.89	7000.00	50132.00	57132.00	99.78	7000.00	58761.00	65761.00	99.81
7	GUJARAT	228763.00	191797.00	420560.00	40.81	348254.00	249035.00	597289.00	47.09	233548.00	238592.00	472140.00	34.41
8	HARYANA	22795.00	173933.00	196728.00	99.99	41500.00	261268.00	302768.00	99.99	0.00	0.00	0.00	0.00
9	HIMACHAL PRADESH
10	JAMMU & KASHMIR
11	JHARKHAND
12	KARNATAKA	0.00	3447.00	3447.00	0.32	0.00	4005.00	4005.00	0.23	0.00	4478.00	4478.00	0.15
13	KERALA
14	MADHYA PRADESH	346673.00	73910.00	420583.00	89.20	260551.00	86664.00	347215.00	93.73	304800.00	88392.00	393192.00	71.29
15	MAHARASHTRA	5537.00	173768.00	179305.00	15.87	12961.00	445054.00	458015.00	23.30	56700.00	437748.00	494448.00	24.38
16	MANI PUR	426.00	32221.00	32647.00	52.29	1759.00	24952.00	26711.00	27.03	1759.00	34812.00	36571.00	46.93
17	MEGHALAYA	0.00	137.00	137.00	0.09	0.00	315.00	315.00	0.17	0.00	315.00	315.00	0.17
18	MIZORAM	4251.00	15006.00	19257.00	36.26	6100.00	19330.00	25430.00	34.13	4800.00	21635.00	26435.00	35.71
19	NAGALAND
20	ODISHA	0.00	15293.00	15293.00	53.65	0.00	24220.00	24220.00	40.03	0.00	22274.00	22274.00	40.28
21	PUNJAB	0.00	130354.00	130354.00	99.70	0.00	180071.00	180071.00	99.49	0.00	193445.00	193445.00	99.53
22	RAJASTHAN
23	SIKKIM	37153.00	25434.00	62587.00	60.35	364601.00	557416.00	922017.00	95.82	325978.00	267801.00	593779.00	97.24
24	TAMIL NADU
25	TRIPURA	1508.00	51717.00	53225.00	100.00	2000.00	77320.00	79320.00	100.00	9900.00	73909.00	83809.00	99.76
26	UTTARAKHAND	1738.00	0.00	1738.00	1.03	2932.00	0.00	2932.00	0.99	3097.00	0.00	3097.00	1.07
27	UTTAR PRADESH	0.00	14585.00	14585.00	8.37	0.00	17170.00	17170.00	5.23	0.00	19487.00	19487.00	5.63
28	WEST BENGAL	4407.00	573296.00	577703.00	55.46	11800.00	815222.00	827022.00	61.08	23500.00	820493.00	843993.00	56.10
TOTAL STATES		696922.00	2183306.00	2880228.00	25.88	1125020.00	3565331.00	4690351.00	31.61	1020433.00	3114685.00	4135118.00	25.78
29	A. & N. ISLANDS	8962.00	31131.00	40093.00	77.70	19264.00	42543.00	61807.00	80.80	17200.00	37550.00	54750.00	76.73
30	CHANDIGARH	1580.00	19903.00	21483.00	100.00	0.00	29063.00	29063.00	100.00	100.00	25513.00	25613.00	96.24
31	DADRA & NAGAR HAVELI	8148.00	5234.00	13382.00	71.16	9800.00	6100.00	15900.00	69.43	8800.00	5050.00	13850.00	63.39
32	DAMAN & DIU
33	DELHI	0.00	93913.00	93913.00	14.80	0.00	124650.00	124650.00	15.93	0.00	134400.00	134400.00	14.94
34	LAKSHADWEEP
35	PUDUCHERRY	5193.00	39978.00	45171.00	80.34	5505.00	47474.00	52979.00	69.31	5133.00	48335.00	53468.00	51.98
TOTAL U. T.		23883.00	190159.00	214042.00	26.48	34569.00	249830.00	284399.00	28.02	31233.00	250848.00	282081.00	24.51
TOTAL (STATE & UTs)		720805.00	2373465.00	3094270.00	25.92	1159589.00	3815161.00	4974750.00	31.38	1051666.00	3365533.00	4417199.00	25.70

STATEMENT NO. (20): PLAN & NON-PLAN BUDGETED EXPENDITURE ON GENERAL (Sub-head wise)

ACCOUNT: REVENUE ACCOUNT
PROGRAM: SCHOLARSHIPS

(RUPEES IN THOUSANDS)

SL. NO.	STATE/UNI ON TERRITORY	2008-09(ACTUALS)				2009-10(R. E.)				2010-11(B. E.)			
		PLAN	NON-PLAN	TOTAL	% AGE TO TOTAL EXP. ON GENERAL	PLAN	NON-PLAN	TOTAL	% AGE TO TOTAL EXP. ON GENERAL	PLAN	NON-PLAN	TOTAL	% AGE TO TOTAL EXP. ON GENERAL
1	ANDHRA PRADESH
2	ARUNACHAL PRADESH
3	ASSAM
4	BIHAR
5	CHHATTI SGARH	0.00	234.00	234.00	0.04	0.00	400.00	400.00	0.05	0.00	400.00	400.00	0.05
6	GOA
7	GUJARAT	10205.00	350.00	10555.00	1.02	9900.00	500.00	10400.00	0.82	15500.00	1000.00	16500.00	1.20
8	HARYANA
9	HIMACHAL PRADESH	15349.00	11666.00	27015.00	39.91	5.00	4901.00	4906.00	7.18	3.00	0.00	3.00	0.00
10	JAMMU & KASHMIR
11	JHARKHAND
12	KARNATAKA	0.00	51.00	51.00	0.00	0.00	225.00	225.00	0.01	0.00	225.00	225.00	0.01
13	KERALA
14	MADHYA PRADESH	0.00	1216.00	1216.00	0.26	1.00	1370.00	1371.00	0.37	1.00	1370.00	1371.00	0.25
15	MAHARASHTRA	5505.00	98953.00	104458.00	9.24	9001.00	100623.00	109624.00	5.58	9500.00	101797.00	111297.00	5.49
16	MANI PUR	0.00	0.00	0.00	0.00	0.00	100.00	100.00	0.10	0.00	150.00	150.00	0.19
17	MEGHALAYA
18	MIZORAM
19	NAGALAND
20	ODISHA
21	PUNJAB	0.00	89.00	89.00	0.07	0.00	134.00	134.00	0.07	0.00	134.00	134.00	0.07
22	RAJASTHAN
23	SIKKIM	14033.00	0.00	14033.00	13.53	10200.00	0.00	10200.00	1.06	16835.00	0.00	16835.00	2.76
24	TAMIL NADU	9459.00	0.00	9459.00	0.31	20094.00	0.00	20094.00	0.66	20357.00	0.00	20357.00	0.67
25	TRIPURA
26	UTTARAKHAND
27	UTTAR PRADESH
28	WEST BENGAL	17839.00	165207.00	183046.00	17.57	69000.00	83076.00	152076.00	11.23	73000.00	97768.00	170768.00	11.35
	TOTAL STATES	72390.00	277766.00	350156.00	3.15	118201.00	191329.00	309530.00	2.09	135196.00	202844.00	338040.00	2.11
29	A. & N. ISLANDS	0.00	21.00	21.00	0.04	0.00	300.00	300.00	0.39	0.00	300.00	300.00	0.42
30	CHANDIGARH	0.00	0.00	0.00	0.00	0.00	0.00	0.00	0.00	0.00	1000.00	1000.00	3.76
31	DADRA & NAGAR HAVELI	3424.00	1999.00	5423.00	28.84	5000.00	2000.00	7000.00	30.57	8000.00	0.00	8000.00	36.61
32	DAMAN & DIU	650.00	200.00	850.00	7.40	200.00	200.00	400.00	3.17	500.00	400.00	900.00	6.25
33	DELHI	4428.00	0.00	4428.00	0.70	6000.00	0.00	6000.00	0.77	8000.00	0.00	8000.00	0.89
34	LAKSHADWEEP
35	PUDUCHERRY	107.00	296.00	403.00	0.72	6480.00	130.00	6610.00	8.65	2.00	572.00	574.00	0.56
	TOTAL U. T.	8609.00	2516.00	11125.00	1.38	17680.00	2630.00	20310.00	2.00	16502.00	2272.00	18774.00	1.63
	TOTAL (STATE & UTs)	80999.00	280282.00	361281.00	3.03	135881.00	193959.00	329840.00	2.08	151698.00	205116.00	356814.00	2.08

... NI CNET ...

STATEMENT NO. (20): PLAN & NON-PLAN BUDGETED EXPENDITURE ON GENERAL (Sub-head wise)

ACCOUNT: REVENUE ACCOUNT
PROGRAM: RESEARCH

(RUPEES IN THOUSANDS)

SL. NO.	STATE/UNI ON TERRI TORY	2008-09(ACTUALS)				2009-10(R. E.)				2010-11(B. E.)			
		PLAN	NON-PLAN	TOTAL	% AGE TO TOTAL EXP. ON GENERAL	PLAN	NON-PLAN	TOTAL	% AGE TO TOTAL EXP. ON GENERAL	PLAN	NON-PLAN	TOTAL	% AGE TO TOTAL EXP. ON GENERAL
1	ANDHRA PRADESH
2	ARUNACHAL PRADESH
3	ASSAM	100.00	0.00	100.00	0.03	10700.00	0.00	10700.00	3.71	10700.00	0.00	10700.00	3.71
4	BI HAR	1550.00	90918.00	92468.00	77.49	69460.00	111974.00	181434.00	84.94	4060.00	128191.00	132251.00	76.34
5	CHHATTI SGARH
6	GOA
7	GUJARAT
8	HARYANA
9	HIMACHAL PRADESH	791.00	0.00	791.00	1.17	500.00	0.00	500.00	0.73	605.00	0.00	605.00	0.76
10	JAMMU & KASHMIR	0.00	12208.00	12208.00	37.24	0.00	17044.00	17044.00	11.79	0.00	20073.00	20073.00	12.15
11	JHARKHAND
12	KARNATAKA
13	KERALA	80000.00	0.00	80000.00	14.39	97000.00	1.00	97001.00	37.05	98000.00	1.00	98001.00	28.94
14	MADHYA PRADESH
15	MAHARASHTRA	2000.00	3928.00	5928.00	0.52	2000.00	3000.00	5000.00	0.25	0.00	3000.00	3000.00	0.15
16	MANI PUR
17	MEGHALAYA
18	MI ZORAM	201.00	3424.00	3625.00	6.83	3200.00	4710.00	7910.00	10.62	2700.00	5290.00	7990.00	10.79
19	NAGALAND
20	ODI SHA
21	PUNJAB
22	RAJASTHAN	1593.00	44450.00	46043.00	40.64	1201.00	50624.00	51825.00	41.29	1302.00	44833.00	46135.00	39.88
23	SI KKI M
24	TAMI L NADU
25	TRI PURA
26	UTTARAKHAND	0.00	16.00	16.00	0.01	0.00	0.00	0.00	0.00	0.00	0.00	0.00	0.00
27	UTTAR PRADESH	0.00	16043.00	16043.00	9.21	0.00	18902.00	18902.00	5.76	0.00	21386.00	21386.00	6.18
28	WEST BENGAL	0.00	16.00	16.00	0.00	0.00	307.00	307.00	0.02	0.00	359.00	359.00	0.02
	TOTAL STATES	86235.00	171003.00	257238.00	2.31	184061.00	206562.00	390623.00	2.63	117367.00	223133.00	340500.00	2.12
29	A. & N. ISLANDS
30	CHANDI GARH
31	DADRA & NAGAR HAVELI
32	DAMAN & DI U
33	DELHI
34	LAKSHADWEEP
35	PUDUCHERRY	0.00	1263.00	1263.00	2.25	0.00	1390.00	1390.00	1.82	0.00	1311.00	1311.00	1.27
	TOTAL U. T.	0.00	1263.00	1263.00	0.16	0.00	1390.00	1390.00	0.14	0.00	1311.00	1311.00	0.11
	TOTAL (STATE & UTs)	86235.00	172266.00	258501.00	2.17	184061.00	207952.00	392013.00	2.47	117367.00	224444.00	341811.00	1.99

... NI CNET ...

STATEMENT NO. (20): PLAN & NON-PLAN BUDGETED EXPENDITURE ON GENERAL (Sub-head wise)

ACCOUNT: REVENUE ACCOUNT
PROGRAM: TRAINING

(RUPEES IN THOUSANDS)

SL. NO.	STATE/UNION TERRITORY	2008-09(ACTUALS)				2009-10(R. E.)				2010-11(B. E.)			
		PLAN	NON-PLAN	TOTAL	% AGE TO TOTAL EXP. ON GENERAL	PLAN	NON-PLAN	TOTAL	% AGE TO TOTAL EXP. ON GENERAL	PLAN	NON-PLAN	TOTAL	% AGE TO TOTAL EXP. ON GENERAL
1	ANDHRA PRADESH	748.00	22658.00	23406.00	5.23	3825.00	26903.00	30728.00	5.45	3825.00	31460.00	35285.00	5.41
2	ARUNACHAL PRADESH
3	ASSAM	2984.00	82157.00	85141.00	28.30	3184.00	107914.00	111098.00	38.52	3184.00	107914.00	111098.00	38.52
4	BIHAR
5	CHHATTI SGARH
6	GOA
7	GUJARAT	0.00	147742.00	147742.00	14.33	0.00	176025.00	176025.00	13.88	0.00	193070.00	193070.00	14.07
8	HARYANA
9	HIMACHAL PRADESH
10	JAMMU & KASHMIR	0.00	20572.00	20572.00	62.76	99879.00	27607.00	127486.00	88.21	115257.00	29919.00	145176.00	87.85
11	JHARKHAND
12	KARNATAKA
13	KERALA	5896.00	55822.00	61718.00	11.10	8000.00	45002.00	53002.00	20.25	17000.00	58752.00	75752.00	22.37
14	MADHYA PRADESH
15	MAHARASHTRA	138008.00	74312.00	212320.00	18.79	186131.00	106266.00	292397.00	14.87	284800.00	112700.00	397500.00	19.60
16	MANI PUR	2763.00	23074.00	25837.00	41.38	3045.00	23181.00	26226.00	26.54	3045.00	32338.00	35383.00	45.40
17	MEGHALAYA	25130.00	71840.00	96970.00	64.55	30330.00	94063.00	124393.00	67.61	30330.00	94063.00	124393.00	67.61
18	MIZORAM
19	NAGALAND
20	ODISHA	1217.00	2031.00	3248.00	11.40	1900.00	3161.00	5061.00	8.37	2500.00	2928.00	5428.00	9.82
21	PUNJAB
22	RAJASTHAN	0.00	61060.00	61060.00	53.90	2000.00	63873.00	65873.00	52.48	2500.00	59518.00	62018.00	53.61
23	SIKKIM
24	TAMIL NADU
25	TRIPURA
26	UTTARAKHAND	96483.00	11088.00	107571.00	63.77	157789.00	16662.00	174451.00	58.83	156706.00	18401.00	175107.00	60.27
27	UTTAR PRADESH	2522.00	86375.00	88897.00	51.01	3774.00	81432.00	85206.00	25.95	3773.00	91886.00	95659.00	27.66
28	WEST BENGAL
	TOTAL STATES	275751.00	658731.00	934482.00	8.40	499857.00	772089.00	1271946.00	8.57	622920.00	832949.00	1455869.00	9.08
29	A. & N. ISLANDS
30	CHANDIGARH
31	DADRA & NAGAR HAVELI
32	DAMAN & DIU
33	DELHI	0.00	418.00	418.00	0.07	0.00	800.00	800.00	0.10	0.00	1800.00	1800.00	0.20
34	LAKSHADWEEP
35	PUDUCHERRY	512.00	0.00	512.00	0.91	0.00	0.00	0.00	0.00	23200.00	0.00	23200.00	22.55
	TOTAL U. T.	512.00	418.00	930.00	0.12	0.00	800.00	800.00	0.08	23200.00	1800.00	25000.00	2.17
	TOTAL (STATE & UTs)	276263.00	659149.00	935412.00	7.83	499857.00	772889.00	1272746.00	8.03	646120.00	834749.00	1480869.00	8.62

... NI CNET ...

STATEMENT NO. (20): PLAN & NON-PLAN BUDGETED EXPENDITURE ON GENERAL (Sub-head wise)

ACCOUNT: REVENUE ACCOUNT
PROGRAM: OTHER EXPENDITURE

(RUPEES IN THOUSANDS)

SL. NO.	STATE/UNI ON TERRITORY	2008-09(ACTUALS)				2009-10(R. E.)				2010-11(B. E.)			
		PLAN	NON-PLAN	TOTAL	% AGE TO TOTAL EXP. ON GENERAL	PLAN	NON-PLAN	TOTAL	% AGE TO TOTAL EXP. ON GENERAL	PLAN	NON-PLAN	TOTAL	% AGE TO TOTAL EXP. ON GENERAL
1	ANDHRA PRADESH	764.00	29013.00	29777.00	6.65	800.00	37149.00	37949.00	6.73	1200.00	43580.00	44780.00	6.86
2	ARUNACHAL PRADESH
3	ASSAM	0.00	3836.00	3836.00	1.28	0.00	5121.00	5121.00	1.78	0.00	5121.00	5121.00	1.78
4	BI HAR	0.00	1012.00	1012.00	0.85	0.00	1313.00	1313.00	0.61	0.00	1351.00	1351.00	0.78
5	CHHATTI SGARH	492547.00	1399.00	493946.00	91.77	708980.00	1610.00	710590.00	90.69	711310.00	1710.00	713020.00	90.84
6	GOA	0.00	50.00	50.00	0.11	0.00	125.00	125.00	0.22	0.00	125.00	125.00	0.19
7	GUJARAT	290154.00	161628.00	451782.00	43.84	311138.00	173502.00	484640.00	38.21	504100.00	186431.00	690531.00	50.32
8	HARYANA	0.00	25.00	25.00	0.01	0.00	25.00	25.00	0.01	0.00	0.00	0.00	0.00
9	HIMACHAL PRADESH	269.00	39610.00	39879.00	58.92	262.00	62669.00	62931.00	92.09	317.00	79116.00	79433.00	99.24
10	JAMMU & KASHMIR
11	JHARKHAND
12	KARNATAKA	1026573.00	36910.00	1063483.00	99.67	1671301.00	47383.00	1718684.00	99.75	2919773.00	14733.00	2934506.00	99.84
13	KERALA	406558.00	7712.00	414270.00	74.51	104102.00	7683.00	111785.00	42.70	37100.00	127805.00	164905.00	48.69
14	MADHYA PRADESH	16926.00	32766.00	49692.00	10.54	3003.00	18837.00	21840.00	5.90	137000.00	19999.00	156999.00	28.46
15	MAHARASHTRA	450713.00	177202.00	627915.00	55.57	847371.00	253668.00	1101039.00	56.00	725645.00	296106.00	1021751.00	50.38
16	MANI PUR	944.00	3010.00	3954.00	6.33	42720.00	3078.00	45798.00	46.34	1520.00	4309.00	5829.00	7.48
17	MEGHALAYA	5470.00	47652.00	53122.00	35.36	6870.00	52417.00	59287.00	32.22	6870.00	52417.00	59287.00	32.22
18	MIZORAM	10836.00	19391.00	30227.00	56.92	17790.00	23380.00	41170.00	55.25	13790.00	25807.00	39597.00	53.49
19	NAGALAND
20	ODISHA	8000.00	1962.00	9962.00	34.95	28300.00	2917.00	31217.00	51.60	23500.00	4093.00	27593.00	49.90
21	PUNJAB	0.00	300.00	300.00	0.23	0.00	785.00	785.00	0.43	0.00	785.00	785.00	0.40
22	RAJASTHAN	0.00	6188.00	6188.00	5.46	0.00	7822.00	7822.00	6.23	0.00	7533.00	7533.00	6.51
23	SIKKIM	27081.00	0.00	27081.00	26.11	30000.00	0.00	30000.00	3.12	0.00	0.00	0.00	0.00
24	TAMIL NADU	1006.00	3006175.00	3007181.00	99.69	3936.00	3000000.00	3003936.00	99.34	4145.00	3000000.00	3004145.00	99.33
25	TRIPURA	0.00	0.00	0.00	0.00	0.00	0.00	0.00	0.00	200.00	0.00	200.00	0.24
26	UTTARAKHAND	1334.00	58018.00	59352.00	35.19	4573.00	114576.00	119149.00	40.18	5116.00	107201.00	112317.00	38.66
27	UTTAR PRADESH	9081.00	45671.00	54752.00	31.42	94831.00	112198.00	207029.00	63.06	94831.00	114460.00	209291.00	60.52
28	WEST BENGAL	116119.00	164724.00	280843.00	26.96	102730.00	271841.00	374571.00	27.66	114612.00	374608.00	489220.00	32.52
TOTAL STATES		2864375.00	3844254.00	6708629.00	60.27	3978707.00	4198099.00	8176806.00	55.10	5301029.00	4467290.00	9768319.00	60.91
29	A. & N. ISLANDS	11486.00	0.00	11486.00	22.26	14391.00	0.00	14391.00	18.81	16300.00	0.00	16300.00	22.85
30	CHANDIGARH
31	DADRA & NAGAR HAVELI
32	DAMAN & DIU	9636.00	994.00	10630.00	92.60	11000.00	1200.00	12200.00	96.83	12000.00	1500.00	13500.00	93.75
33	DELHI	317965.00	217822.00	535787.00	84.44	349500.00	301615.00	651115.00	83.20	455500.00	300150.00	755650.00	83.98
34	LAKSHADWEEP	0.00	14145.00	14145.00	100.00	550.00	14430.00	14980.00	100.00	0.00	14075.00	14075.00	100.00
35	PUDUCHERRY	3499.00	5375.00	8874.00	15.78	11117.00	4341.00	15458.00	20.22	19739.00	4569.00	24308.00	23.63
TOTAL U. T.		342586.00	238336.00	580922.00	71.87	386558.00	321586.00	708144.00	69.76	503539.00	320294.00	823833.00	71.58
TOTAL (STATE & UTs)		3206961.00	4082590.00	7289551.00	61.06	4365265.00	4519685.00	8884950.00	56.04	5804568.00	4787584.00	10592152.00	61.62

.. NI CNET ..

STATEMENT NO. (21): PLAN & NON-PLAN BUDGETED EXPENDITURE ON LANGUAGE DEVELOPMENT

ACCOUNT: REVENUE ACCOUNT
PROGRAM: TOTAL EXPENDITURE

(RUPEES IN THOUSANDS)

SL. NO.	STATE/UNI ON TERRITORY	2008-09(ACTUALS)				2009-10(R. E.)				2010-11(B. E.)			
		PLAN	NON-PLAN	TOTAL	% AGE TO TOTAL EXP. ON EDUCATION	PLAN	NON-PLAN	TOTAL	% AGE TO TOTAL EXP. ON EDUCATION	PLAN	NON-PLAN	TOTAL	% AGE TO TOTAL EXP. ON EDUCATION
1	ANDHRA PRADESH	0.00	189037.00	189037.00	0.28	1400.00	245476.00	246876.00	0.27	500.00	287226.00	287726.00	0.25
2	ARUNACHAL PRADESH												
3	ASSAM	26000.00	605669.00	631669.00	1.71	158800.00	660665.00	819465.00	1.87	158800.00	660665.00	819465.00	1.87
4	BI HAR	0.00	814598.00	814598.00	1.30	0.00	1111827.00	1111827.00	1.39	0.00	1230773.00	1230773.00	1.50
5	CHHATTI SGARH	4467.00	7379.00	11846.00	0.05	8023.00	8305.00	16328.00	0.04	13018.00	8407.00	21425.00	0.05
6	GOA	16149.00	0.00	16149.00	0.33	18651.00	200.00	18851.00	0.28	18201.00	200.00	18401.00	0.24
7	GUJARAT	10500.00	31625.00	42125.00	0.07	12772.00	34948.00	47720.00	0.06	19140.00	31318.00	50458.00	0.06
8	HARYANA	20000.00	0.00	20000.00	0.06	29397.00	0.00	29397.00	0.06	50000.00	0.00	50000.00	0.09
9	HI MACHAL PRADESH	60.00	34688.00	34748.00	0.20	84.00	41074.00	41158.00	0.20	130.00	50820.00	50950.00	0.21
10	JAMMU & KASHMI R												
11	JHARKHAND	0.00	126001.00	126001.00	0.51	0.00	160617.00	160617.00	0.57	0.00	130444.00	130444.00	0.45
12	KARNATAKA	15965.00	128136.00	144101.00	0.17	37000.00	134118.00	171118.00	0.21	172000.00	142879.00	314879.00	0.31
13	KERALA	22340.00	238057.00	260397.00	0.49	38901.00	245055.00	283956.00	0.46	41570.00	273247.00	314817.00	0.47
14	MADHYA PRADESH	0.00	37172.00	37172.00	0.08	1.00	58400.00	58401.00	0.09	0.00	50848.00	50848.00	0.08
15	MAHARASHTRA	0.00	1135.00	1135.00	0.00	0.00	888.00	888.00	0.00	0.00	807.00	807.00	0.00
16	MANI PUR	695.00	1712.00	2407.00	0.06	8780.00	1801.00	10581.00	0.25	8780.00	2422.00	11202.00	0.20
17	MEGHALAYA	400.00	8.00	408.00	0.01	500.00	8.00	508.00	0.01	500.00	8.00	508.00	0.01
18	MI ZORAM	114123.00	145777.00	259900.00	7.95	127651.00	207845.00	335496.00	7.77	126740.00	235530.00	362270.00	8.19
19	NAGALAND	0.00	220.00	220.00	0.01	0.00	111208.00	111208.00	2.62	0.00	128689.00	128689.00	2.37
20	ODI SHA	1559.00	159800.00	161359.00	0.40	9600.00	321258.00	330858.00	0.57	15100.00	344401.00	359501.00	0.59
21	PUNJAB	17160.00	57846.00	75006.00	0.26	15762.00	77323.00	93085.00	0.24	24400.00	82842.00	107242.00	0.25
22	RAJASTHAN	7820.00	727384.00	735204.00	0.97	13762.00	679072.00	692834.00	0.75	37545.00	918719.00	956264.00	0.94
23	SI KKI M	840.00	0.00	840.00	0.03	565.00	0.00	565.00	0.01	290.00	0.00	290.00	0.01
24	TAMI L NADU	23744.00	167656.00	191400.00	0.22	21793.00	221898.00	243691.00	0.23	17050.00	733476.00	750526.00	0.64
25	TRI PURA	11984.00	11136.00	23120.00	0.41	0.00	19814.00	19814.00	0.26	200.00	18606.00	18606.00	0.24
26	UTTARAKHAND	153.00	43864.00	44017.00	0.25	6877.00	121122.00	127999.00	0.42	15470.00	169800.00	185270.00	0.67
27	UTTAR PRADESH	3796.00	718412.00	722208.00	0.66	701.00	1065298.00	1065999.00	0.73	501.00	1258537.00	1259038.00	0.71
28	WEST BENGAL	62232.00	174146.00	236378.00	0.32	118240.00	267815.00	386055.00	0.33	108671.00	295106.00	403777.00	0.31
TOTAL STATES		359987.00	4421458.00	4781445.00	0.42	629260.00	5796035.00	6425295.00	0.42	828606.00	7055770.00	7884376.00	0.46
29	A. & N. ISLANDS	4201.00	0.00	4201.00	0.21	5942.00	30.00	5972.00	0.22	5300.00	30.00	5330.00	0.21
30	CHANDI GARH	3000.00	6587.00	9587.00	0.42	1500.00	10110.00	11610.00	0.34	1600.00	8924.00	10524.00	0.33
31	DADRA & NAGAR HAVELI												
32	DAMAN & DI U												
33	DELHI	66508.00	0.00	66508.00	0.24	78300.00	0.00	78300.00	0.21	73900.00	0.00	73900.00	0.20
34	LAKSHADWEEP												
35	PUDUCHERRY	3961.00	0.00	3961.00	0.12	4239.00	0.00	4239.00	0.10	6805.00	0.00	6805.00	0.16
TOTAL U. T.		77670.00	6587.00	84257.00	0.23	89981.00	10140.00	100121.00	0.20	87605.00	8954.00	96559.00	0.20
TOTAL (STATE & UTs)		437657.00	4428045.00	4865702.00	0.41	719241.00	5806175.00	6525416.00	0.42	916211.00	7064724.00	7980935.00	0.46
CENTRE TOTAL		1716600.00	562100.00	2278700.00	0.65	1420000.00	739800.00	2159800.00	0.52	1540000.00	682400.00	2222400.00	0.44
GRAND TOTAL		2154257.00	4990145.00	7144402.00	0.47	2139241.00	6545975.00	8685216.00	0.44	2456211.00	7747124.00	10203335.00	0.45

.. NI CNET..

STATEMENT NO. (22): PLAN & NON-PLAN BUDGETED EXPENDITURE ON LANGUAGE DEVELOPMENT (Sub-head wise)

ACCOUNT: REVENUE ACCOUNT
PROGRAM: PROMOTION OF MODERN INDIAN LANGUAGES & LITERATURE

(RUPEES IN THOUSANDS)

SL. NO.	STATE/UNION TERRITORY	2008-09(ACTUALS)				2009-10(R. E.)				2010-11(B. E.)			
		PLAN	NON-PLAN	TOTAL	% AGE TO TOTAL EXP. ON LNG. DEV.	PLAN	NON-PLAN	TOTAL	% AGE TO TOTAL EXP. ON LNG. DEV.	PLAN	NON-PLAN	TOTAL	% AGE TO TOTAL EXP. ON LNG. DEV.
1	ANDHRA PRADESH	0.00	26558.00	26558.00	14.05	1400.00	37856.00	39256.00	15.90	500.00	37921.00	38421.00	13.35
2	ARUNACHAL PRADESH
3	ASSAM
4	BIHAR	0.00	525730.00	525730.00	64.54	0.00	755215.00	755215.00	67.93	0.00	809806.00	809806.00	65.80
5	CHHATTI SGARH	4467.00	4919.00	9386.00	79.23	8023.00	4405.00	12428.00	76.11	13018.00	5007.00	18025.00	84.13
6	GOA
7	GUJARAT	8330.00	5024.00	13354.00	31.70	9132.00	6648.00	15780.00	33.07	16080.00	3965.00	20045.00	39.73
8	HARYANA	20000.00	0.00	20000.00	100.00	29397.00	0.00	29397.00	100.00	50000.00	0.00	50000.00	100.00
9	HIMACHAL PRADESH	60.00	591.00	651.00	1.87	82.00	816.00	898.00	2.18	130.00	985.00	1115.00	2.19
10	JAMMU & KASHMIR
11	JHARKHAND
12	KARNATAKA	2228.00	2607.00	4835.00	3.36	5500.00	4234.00	9734.00	5.69	0.00	4593.00	4593.00	1.46
13	KERALA	19385.00	37457.00	56842.00	21.83	32300.00	35784.00	68084.00	23.98	31500.00	39617.00	71117.00	22.59
14	MADHYA PRADESH	0.00	442.00	442.00	1.19	0.00	680.00	680.00	1.16	0.00	680.00	680.00	1.34
15	MAHARASHTRA	0.00	18.00	18.00	1.59	0.00	18.00	18.00	2.03	0.00	18.00	18.00	2.23
16	MANI PUR	591.00	1263.00	1854.00	77.03	2600.00	1025.00	3625.00	34.26	2600.00	1395.00	3995.00	35.66
17	MEGHALAYA	200.00	8.00	208.00	50.98	200.00	8.00	208.00	40.94	200.00	8.00	208.00	40.94
18	MIZORAM	114123.00	145777.00	259900.00	100.00	127651.00	207845.00	335496.00	100.00	126740.00	235530.00	362270.00	100.00
19	NAGALAND	0.00	220.00	220.00	100.00	0.00	111208.00	111208.00	100.00	0.00	128689.00	128689.00	100.00
20	ODISHA	100.00	29491.00	29591.00	18.34	8100.00	58720.00	66820.00	20.20	13100.00	60008.00	73108.00	20.34
21	PUNJAB	17160.00	0.00	17160.00	22.88	14887.00	0.00	14887.00	15.99	20843.00	0.00	20843.00	19.44
22	RAJASTHAN	4257.00	9077.00	13334.00	1.81	5814.00	10246.00	16060.00	2.32	21900.00	9451.00	31351.00	3.28
23	SIKKIM	550.00	0.00	550.00	65.48	275.00	0.00	275.00	48.67	0.00	0.00	0.00	0.00
24	TAMIL NADU	0.00	30517.00	30517.00	15.94	3.00	50733.00	50736.00	20.82	3.00	532858.00	532861.00	71.00
25	TRIPURA	11984.00	0.00	11984.00	51.83	0.00	0.00	0.00	0.00	150.00	0.00	150.00	0.80
26	UTTARAKHAND	0.00	548.00	548.00	1.24	0.00	1901.00	1901.00	1.49	0.00	11081.00	11081.00	5.98
27	UTTAR PRADESH	3796.00	28415.00	32211.00	4.46	700.00	44621.00	45321.00	4.25	500.00	47531.00	48031.00	3.81
28	WEST BENGAL	12802.00	2887.00	15689.00	6.64	24000.00	3121.00	27121.00	7.03	24400.00	3387.00	27787.00	6.88
	TOTAL STATES	220033.00	851549.00	1071582.00	22.41	270064.00	1335084.00	1605148.00	24.98	321664.00	1932530.00	2254194.00	28.59
29	A. & N. ISLANDS	4201.00	0.00	4201.00	100.00	5942.00	30.00	5972.00	100.00	5300.00	30.00	5330.00	100.00
30	CHANDIGARH
31	DADRA & NAGAR HAVELI
32	DAMAN & DIU
33	DELHI	61531.00	0.00	61531.00	92.52	71400.00	0.00	71400.00	91.19	66000.00	0.00	66000.00	89.31
34	LAKSHADWEEP
35	PUDUCHERRY
	TOTAL U. T.	65732.00	0.00	65732.00	78.01	77342.00	30.00	77372.00	77.28	71300.00	30.00	71330.00	73.87
	TOTAL (STATE & UTs)	285765.00	851549.00	1137314.00	23.37	347406.00	1335114.00	1682520.00	25.78	392964.00	1932560.00	2325524.00	29.14

... NI CNET ...

STATEMENT NO. (22): PLAN & NON-PLAN BUDGETED EXPENDITURE ON LANGUAGE DEVELOPMENT (Sub-head wise)

ACCOUNT: REVENUE ACCOUNT
PROGRAM: SANSKRIT EDUCATION

(RUPEES IN THOUSANDS)

SL. NO.	STATE/UNI ON TERRITORY	2008-09(ACTUALS)				2009-10(R. E.)				2010-11(B. E.)			
		PLAN	NON-PLAN	TOTAL	% AGE TO TOTAL EXP. ON LNG. DEV.	PLAN	NON-PLAN	TOTAL	% AGE TO TOTAL EXP. ON LNG. DEV.	PLAN	NON-PLAN	TOTAL	% AGE TO TOTAL EXP. ON LNG. DEV.
1	ANDHRA PRADESH	0.00	162479.00	162479.00	85.95	0.00	207620.00	207620.00	84.10	0.00	249305.00	249305.00	86.65
2	ARUNACHAL PRADESH
3	ASSAM	5500.00	100899.00	106399.00	16.84	6300.00	88437.00	94737.00	11.56	6300.00	88437.00	94737.00	11.56
4	BIHAR	0.00	288868.00	288868.00	35.46	0.00	356612.00	356612.00	32.07	0.00	420967.00	420967.00	34.20
5	CHHATTI SGARH	0.00	2460.00	2460.00	20.77	0.00	3900.00	3900.00	23.89	0.00	3400.00	3400.00	15.87
6	GOA	1939.00	0.00	1939.00	12.01	3000.00	0.00	3000.00	15.91	3000.00	0.00	3000.00	16.30
7	GUJARAT	2170.00	26601.00	28771.00	68.30	3640.00	28300.00	31940.00	66.93	3060.00	27353.00	30413.00	60.27
8	HARYANA
9	HIMACHAL PRADESH	0.00	12825.00	12825.00	36.91	2.00	16319.00	16321.00	39.65	0.00	19692.00	19692.00	38.65
10	JAMMU & KASHMIR
11	JHARKHAND	0.00	16001.00	16001.00	12.70	0.00	19617.00	19617.00	12.21	0.00	20444.00	20444.00	15.67
12	KARNATAKA	13737.00	125529.00	139266.00	96.64	31500.00	129884.00	161384.00	94.31	172000.00	138286.00	310286.00	98.54
13	KERALA	955.00	0.00	955.00	0.37	4600.00	0.00	4600.00	1.62	8070.00	0.00	8070.00	2.56
14	MADHYA PRADESH	0.00	36355.00	36355.00	97.80	1.00	57255.00	57256.00	98.04	0.00	49748.00	49748.00	97.84
15	MAHARASHTRA	0.00	1117.00	1117.00	98.41	0.00	870.00	870.00	97.97	0.00	789.00	789.00	97.77
16	MANI PUR	0.00	385.00	385.00	16.00	30.00	529.00	559.00	5.28	30.00	703.00	733.00	6.54
17	MEGHALAYA	100.00	0.00	100.00	24.51	100.00	0.00	100.00	19.69	100.00	0.00	100.00	19.69
18	MIZORAM
19	NAGALAND
20	ODISHA	0.00	127924.00	127924.00	79.28	0.00	260087.00	260087.00	78.61	0.00	281942.00	281942.00	78.43
21	PUNJAB
22	RAJASTHAN	3427.00	688199.00	691626.00	94.07	7173.00	631037.00	638210.00	92.12	14553.00	874122.00	888675.00	92.93
23	SIKKIM	290.00	0.00	290.00	34.52	290.00	0.00	290.00	51.33	290.00	0.00	290.00	100.00
24	TAMIL NADU	163.00	15434.00	15597.00	8.15	252.00	20093.00	20345.00	8.35	252.00	31404.00	31656.00	4.22
25	TRIPURA	0.00	30.00	30.00	0.13	0.00	100.00	100.00	0.50	50.00	100.00	150.00	0.80
26	UTTARAKHAND	153.00	43316.00	43469.00	98.76	0.00	119221.00	119221.00	93.14	8408.00	158719.00	167127.00	90.21
27	UTTAR PRADESH	0.00	687688.00	687688.00	95.22	1.00	1017381.00	1017382.00	95.44	1.00	1199105.00	1199106.00	95.24
28	WEST BENGAL	0.00	33729.00	33729.00	14.27	0.00	47567.00	47567.00	12.32	0.00	52337.00	52337.00	12.96
	TOTAL STATES	28434.00	2369839.00	2398273.00	50.16	56889.00	3004829.00	3061718.00	47.65	216114.00	3616853.00	3832967.00	48.61
29	A. & N. ISLANDS
30	CHANDIGARH
31	DADRA & NAGAR HAVELI
32	DAMAN & DIU
33	DELHI	4977.00	0.00	4977.00	7.48	6900.00	0.00	6900.00	8.81	7900.00	0.00	7900.00	10.69
34	LAKSHADWEEP
35	PUDUCHERRY
	TOTAL U. T.	4977.00	0.00	4977.00	5.91	6900.00	0.00	6900.00	6.89	7900.00	0.00	7900.00	8.18
	TOTAL (STATE & UTs)	33411.00	2369839.00	2403250.00	49.39	63789.00	3004829.00	3068618.00	47.03	224014.00	3616853.00	3840867.00	48.13

STATEMENT NO. (22): PLAN & NON-PLAN BUDGETED EXPENDITURE ON LANGUAGE DEVELOPMENT (Sub-head wise)

ACCOUNT: REVENUE ACCOUNT
PROGRAM: DIRECTI ON & ADMI NI STRATI ON

(RUPEES I N THOUSANDS)

SL. NO.	STATE/UNI ON TERRITORY	2008-09(ACTUALS)				2009-10(R. E.)				2010-11(B. E.)			
		PLAN	NON-PLAN	TOTAL	% AGE TO TOTAL EXP. ON LNG. DEV.	PLAN	NON-PLAN	TOTAL	% AGE TO TOTAL EXP. ON LNG. DEV.	PLAN	NON-PLAN	TOTAL	% AGE TO TOTAL EXP. ON LNG. DEV.
1	ANDHRA PRADESH
2	ARUNACHAL PRADESH
3	ASSAM	6100.00	78952.00	85052.00	13.46	4100.00	117930.00	122030.00	14.89	4100.00	117930.00	122030.00	14.89
4	BI HAR
5	CHHATTI SGARH
6	GOA
7	GUJARAT
8	HARYANA
9	HIMACHAL PRADESH	0.00	18367.00	18367.00	52.86	0.00	21966.00	21966.00	53.37	0.00	28001.00	28001.00	54.96
10	JAMMU & KASHMIR
11	JHARKHAND
12	KARNATAKA
13	KERALA
14	MADHYA PRADESH
15	MAHARASHTRA
16	MANI PUR	4.00	64.00	68.00	2.83	50.00	247.00	297.00	2.81	50.00	324.00	374.00	3.34
17	MEGHALAYA	100.00	0.00	100.00	24.51	200.00	0.00	200.00	39.37	200.00	0.00	200.00	39.37
18	MIZORAM
19	NAGALAND
20	ODI SHA
21	PUNJAB	0.00	55975.00	55975.00	74.63	0.00	73284.00	73284.00	78.73	0.00	78633.00	78633.00	73.32
22	RAJASTHAN	0.00	5297.00	5297.00	0.72	0.00	6501.00	6501.00	0.94	0.00	6258.00	6258.00	0.65
23	SIKKIM
24	TAMIL NADU	835.00	40038.00	40873.00	21.35	460.00	53522.00	53982.00	22.15	600.00	60874.00	61474.00	8.19
25	TRIPURA
26	UTTARAKHAND	0.00	0.00	0.00	0.00	6877.00	0.00	6877.00	5.37	7062.00	0.00	7062.00	3.81
27	UTTAR PRADESH	0.00	1340.00	1340.00	0.19	0.00	2296.00	2296.00	0.22	0.00	2596.00	2596.00	0.21
28	WEST BENGAL
	TOTAL STATES	7039.00	200033.00	207072.00	4.33	11687.00	275746.00	287433.00	4.47	12012.00	294616.00	306628.00	3.89
29	A. & N. ISLANDS
30	CHANDIGARH
31	DADRA & NAGAR HAVELI
32	DAMAN & DIU
33	DELHI
34	LAKSHADWEEP
35	PUDUCHERRY
	TOTAL U. T.	0.00	0.00	0.00	0.00	0.00	0.00	0.00	0.00	0.00	0.00	0.00	0.00
	TOTAL (STATE & UTs)	7039.00	200033.00	207072.00	4.26	11687.00	275746.00	287433.00	4.40	12012.00	294616.00	306628.00	3.84

... NI CNET ...

STATEMENT NO. (22): PLAN & NON-PLAN BUDGETED EXPENDITURE ON LANGUAGE DEVELOPMENT (Sub-head wise)

ACCOUNT: REVENUE ACCOUNT
PROGRAM: COMMERCIAL INSTITUTIONS

(RUPEES IN THOUSANDS)

SL. NO.	STATE/UNION TERRITORY	2008-09(ACTUALS)				2009-10(R. E.)				2010-11(B. E.)			
		PLAN	NON-PLAN	TOTAL	% AGE TO TOTAL EXP. ON LNG. DEV.	PLAN	NON-PLAN	TOTAL	% AGE TO TOTAL EXP. ON LNG. DEV.	PLAN	NON-PLAN	TOTAL	% AGE TO TOTAL EXP. ON LNG. DEV.
1	ANDHRA PRADESH
2	ARUNACHAL PRADESH
3	ASSAM
4	BIHAR
5	CHHATTI SGARH
6	GOA
7	GUJARAT
8	HARYANA
9	HIMACHAL PRADESH
10	JAMMU & KASHMIR
11	JHARKHAND
12	KARNATAKA
13	KERALA
14	MADHYA PRADESH
15	MAHARASHTRA
16	MANI PUR
17	MEGHALAYA
18	MIZORAM
19	NAGALAND
20	ODISHA
21	PUNJAB
22	RAJASTHAN
23	SIKKIM
24	TAMIL NADU
25	TRIPURA
26	UTTARAKHAND
27	UTTAR PRADESH
28	WEST BENGAL
	TOTAL STATES	0.00	0.00	0.00	0.00	0.00	0.00	0.00	0.00	0.00	0.00	0.00	0.00
29	A. & N. ISLANDS
30	CHANDIGARH
31	DADRA & NAGAR HAVELI
32	DAMAN & DIU
33	DELHI
34	LAKSHADWEEP
35	PUDUCHERRY
	TOTAL U. T.	0.00	0.00	0.00	0.00	0.00	0.00	0.00	0.00	0.00	0.00	0.00	0.00
	TOTAL (STATE & UTs)	0.00	0.00	0.00	0.00	0.00	0.00

STATEMENT NO. (22): PLAN & NON-PLAN BUDGETED EXPENDITURE ON LANGUAGE DEVELOPMENT (Sub-head wise)

ACCOUNT: REVENUE ACCOUNT
PROGRAM: OTHER EXPENDITURE

(RUPEES IN THOUSANDS)

SL. NO.	STATE/UNI ON TERRITORY	2008-09(ACTUALS)				2009-10(R. E.)				2010-11(B. E.)			
		PLAN	NON-PLAN	TOTAL	% AGE TO TOTAL EXP. ON LNG. DEV.	PLAN	NON-PLAN	TOTAL	% AGE TO TOTAL EXP. ON LNG. DEV.	PLAN	NON-PLAN	TOTAL	% AGE TO TOTAL EXP. ON LNG. DEV.
1	ANDHRA PRADESH
2	ARUNACHAL PRADESH
3	ASSAM	14400.00	425818.00	440218.00	69.69	148400.00	454298.00	602698.00	73.55	148400.00	454298.00	602698.00	73.55
4	BI HAR
5	CHHATTI SGARH
6	GOA	14210.00	0.00	14210.00	87.99	15651.00	200.00	15851.00	84.09	15201.00	200.00	15401.00	83.70
7	GUJARAT
8	HARYANA
9	HIMACHAL PRADESH	0.00	2905.00	2905.00	8.36	0.00	1973.00	1973.00	4.79	0.00	2142.00	2142.00	4.20
10	JAMMU & KASHMIR
11	JHARKHAND	0.00	110000.00	110000.00	87.30	0.00	141000.00	141000.00	87.79	0.00	110000.00	110000.00	84.33
12	KARNATAKA
13	KERALA	2000.00	200600.00	202600.00	77.80	2001.00	209271.00	211272.00	74.40	2000.00	233630.00	235630.00	74.85
14	MADHYA PRADESH	0.00	375.00	375.00	1.01	0.00	465.00	465.00	0.80	0.00	420.00	420.00	0.83
15	MAHARASHTRA
16	MANI PUR	100.00	0.00	100.00	4.15	6100.00	0.00	6100.00	57.65	6100.00	0.00	6100.00	54.45
17	MEGHALAYA
18	MIZORAM
19	NAGALAND
20	ODISHA	1459.00	2385.00	3844.00	2.38	1500.00	2451.00	3951.00	1.19	2000.00	2451.00	4451.00	1.24
21	PUNJAB	0.00	1871.00	1871.00	2.49	875.00	4039.00	4914.00	5.28	3557.00	4209.00	7766.00	7.24
22	RAJASTHAN	136.00	24811.00	24947.00	3.39	775.00	31288.00	32063.00	4.63	1092.00	28888.00	29980.00	3.14
23	SIKKIM
24	TAMIL NADU	22746.00	81667.00	104413.00	54.55	21078.00	97550.00	118628.00	48.68	16195.00	108340.00	124535.00	16.59
25	TRIPURA	0.00	11106.00	11106.00	48.04	0.00	19714.00	19714.00	99.50	0.00	18506.00	18506.00	98.40
26	UTTARAKHAND
27	UTTAR PRADESH	0.00	969.00	969.00	0.13	0.00	1000.00	1000.00	0.09	0.00	9305.00	9305.00	0.74
28	WEST BENGAL	49430.00	137530.00	186960.00	79.09	94240.00	217127.00	311367.00	80.65	84271.00	239382.00	323653.00	80.16
	TOTAL STATES	104481.00	1000037.00	1104518.00	23.10	290620.00	1180376.00	1470996.00	22.89	278816.00	1211771.00	1490587.00	18.91
29	A. & N. ISLANDS
30	CHANDIGARH	3000.00	6587.00	9587.00	100.00	1500.00	10110.00	11610.00	100.00	1600.00	8924.00	10524.00	100.00
31	DADRA & NAGAR HAVELI
32	DAMAN & DIU
33	DELHI
34	LAKSHADWEEP
35	PUDUCHERRY	3961.00	0.00	3961.00	100.00	4239.00	0.00	4239.00	100.00	6805.00	0.00	6805.00	100.00
	TOTAL U. T.	6961.00	6587.00	13548.00	16.08	5739.00	10110.00	15849.00	15.83	8405.00	8924.00	17329.00	17.95
	TOTAL (STATE & UTs)	111442.00	1006624.00	1118066.00	22.98	296359.00	1190486.00	1486845.00	22.79	287221.00	1220695.00	1507916.00	18.89

... NI CNET ...

STATEMENT NO. (23 A): BUDGETED EXPENDITURE ON EDUCATION ACCORDING TO HEADS OF CHARGES
(CAPITAL ACCOUNT) FOR 2008-2009(ACTUALS)

(RUPEES IN THOUSANDS)

STATE/ UNION TERRITORY	ELEMENTARY EDUCATION	SECONDARY EDUCATION	ADULT EDUCATION	UNI V. & HIGHER EDUCATION	TECHNICAL EDUCATION	PHYSICAL EDUCATION	GENERAL EDUCATION	LANGUAGE DEVELOPMENT	T O T A L
1 ANDHRA PRADESH	643.00	441104.00	0.00	43512.00	17737.00	0.00	220.00	0.00	503216.00
2 ARUNACHAL PRADESH	0.00	0.00	0.00	0.00	0.00	0.00	0.00	0.00	0.00
3 ASSAM	0.00	0.00	0.00	0.00	0.00	0.00	0.00	0.00	0.00
4 BIHAR	0.00	232216.00	0.00	0.00	1095882.00	0.00	0.00	0.00	1328098.00
5 CHHATTISGARH	237933.00	944974.00	0.00	407306.00	338472.00	0.00	0.00	0.00	1928685.00
6 GOA	26924.00	19967.00	0.00	8366.00	115667.00	0.00	75854.00	0.00	246778.00
7 GUJARAT	1237320.00	0.00	0.00	0.00	0.00	0.00	0.00	0.00	1237320.00
8 HARYANA	0.00	37125.00	0.00	423331.00	400398.00	0.00	0.00	0.00	860854.00
9 HIMACHAL PRADESH	835600.00	790431.00	0.00	609927.00	236251.00	0.00	2116927.00	0.00	4589136.00
10 JAMMU & KASHMIR	0.00	0.00	0.00	0.00	0.00	0.00	0.00	0.00	0.00
11 JHARKHAND	0.00	166709.00	0.00	0.00	640654.00	0.00	198797.00	0.00	1006160.00
12 KARNATAKA	115849.00	37000.00	0.00	1120343.00	513077.00	0.00	0.00	0.00	1786269.00
13 KERALA	5216.00	15941.00	0.00	88065.00	0.00	0.00	3481.00	0.00	112703.00
14 MADHYA PRADESH	210578.00	939281.00	0.00	230494.00	101920.00	0.00	98078.00	0.00	1580351.00
15 MAHARASHTRA	0.00	0.00	0.00	119266.00	619920.00	0.00	0.00	0.00	739186.00
16 MANI PUR	9925.00	300779.00	0.00	157482.00	38899.00	0.00	128907.00	0.00	635992.00
17 MEGHALAYA	5000.00	0.00	0.00	0.00	1500.00	0.00	0.00	0.00	6500.00
18 MIZORAM	12335.00	9910.00	0.00	15911.00	0.00	0.00	15911.00	0.00	54067.00
19 NAGALAND	0.00	0.00	0.00	85000.00	15000.00	0.00	85325.00	0.00	185325.00
20 NORTHERN TERRITORIES	0.00	0.00	0.00	0.00	0.00	0.00	11926.00	0.00	11926.00
21 PUNJAB	1034062.00	545688.00	0.00	50000.00	135176.00	0.00	0.00	0.00	1764926.00
22 RAJASTHAN	2470.00	76573.00	0.00	83284.00	151439.00	0.00	339.00	0.00	314105.00
23 SIKKIM	112169.00	29146.00	0.00	9869.00	839.00	0.00	0.00	0.00	152023.00
24 TAMIL NADU	7800.00	446387.00	0.00	268812.00	20871.00	0.00	100260.00	4378.00	848508.00
25 TRIPURA	86503.00	298556.00	0.00	61064.00	1665.00	0.00	10000.00	0.00	457788.00
26 UTTARAKHAND	609.00	591263.00	0.00	84982.00	148024.00	0.00	460.00	0.00	825338.00
27 UTTAR PRADESH	12360.00	245783.00	0.00	0.00	406560.00	0.00	0.00	0.00	664703.00
28 WEST BENGAL	34046.00	26845.00	0.00	220645.00	180804.00	0.00	60166.00	0.00	522506.00
TOTAL STATES	3987342.00	6195678.00	0.00	4087659.00	5180755.00	0.00	2906651.00	4378.00	22362463.00
29 A. & N. ISLANDS	50000.00	47650.00	0.00	40988.00	52613.00	0.00	19010.00	0.00	210261.00
30 CHANDIGARH	10011.00	69548.00	0.00	24887.00	21523.00	0.00	0.00	0.00	125969.00
31 DADRA & NAGAR HAVELI	0.00	18563.00	0.00	0.00	1600.00	0.00	0.00	0.00	20163.00
32 DAMAN & DIU	0.00	0.00	0.00	0.00	98.00	0.00	32950.00	0.00	33048.00
33 DELHI	0.00	745055.00	0.00	503439.00	233438.00	0.00	926910.00	0.00	2408842.00
34 LAKSHADWEEP	0.00	23500.00	0.00	3000.00	0.00	0.00	0.00	0.00	26500.00
35 PUDUCHERRY	25730.00	72198.00	0.00	11022.00	0.00	0.00	21650.00	0.00	130600.00
TOTAL U. T. s	85741.00	976514.00	0.00	583336.00	309272.00	0.00	1000520.00	0.00	2955383.00
TOTAL (STATES & UT)	4073083.00	7172192.00	0.00	4670995.00	5490027.00	0.00	3907171.00	4378.00	25317846.00

.. NI CNET ..

STATEMENT NO. (23 B): BUDGETED EXPENDITURE ON EDUCATION ACCORDING TO HEADS OF CHARHES
(LOAN AND ADVANCES ACCOUNT) FOR 2008-2009(ACTUALS)

(RUPEES IN THOUSANDS)

STATE/ UNION TERRITORY	ELEMENTARY EDUCATION	SECONDARY EDUCATION	ADULT EDUCATION	UNI V. & HIGHER EDUCATION	TECHNICAL EDUCATION	PHYSICAL EDUCATION	GENERAL EDUCATION	LANGUAGE DEVELOPMENT	T O T A L
1 ANDHRA PRADESH	0.00	0.00	0.00	0.00	0.00	0.00	0.00	0.00	0.00
2 ARUNACHAL PRADESH	0.00	0.00	0.00	0.00	0.00	0.00	0.00	0.00	0.00
3 ASSAM	0.00	0.00	0.00	500.00	0.00	0.00	0.00	0.00	500.00
4 BIHAR	0.00	0.00	0.00	0.00	0.00	0.00	0.00	0.00	0.00
5 CHHATTISGARH	0.00	0.00	0.00	0.00	0.00	0.00	0.00	0.00	0.00
6 GOA	0.00	0.00	0.00	45000.00	0.00	0.00	0.00	0.00	45000.00
7 GUJARAT	0.00	0.00	0.00	0.00	0.00	0.00	0.00	0.00	0.00
8 HARYANA	0.00	0.00	0.00	0.00	0.00	0.00	0.00	0.00	0.00
9 HIMACHAL PRADESH	0.00	0.00	0.00	0.00	0.00	0.00	0.00	0.00	0.00
10 JAMMU & KASHMIR	0.00	0.00	0.00	0.00	0.00	0.00	0.00	0.00	0.00
11 JHARKHAND	0.00	0.00	0.00	0.00	0.00	0.00	0.00	0.00	0.00
12 KARNATAKA	0.00	0.00	0.00	0.00	0.00	0.00	0.00	0.00	0.00
13 KERALA	0.00	0.00	0.00	0.00	0.00	0.00	0.00	0.00	0.00
14 MADHYA PRADESH	0.00	0.00	0.00	40000.00	0.00	0.00	0.00	0.00	40000.00
15 MAHARASHTRA	0.00	0.00	0.00	0.00	0.00	0.00	0.00	0.00	0.00
16 MANI PUR	0.00	0.00	0.00	0.00	0.00	0.00	0.00	0.00	0.00
17 MEGHALAYA	0.00	0.00	0.00	0.00	0.00	0.00	0.00	0.00	0.00
18 MIZORAM	0.00	0.00	0.00	0.00	0.00	0.00	0.00	0.00	0.00
19 NAGALAND	0.00	0.00	0.00	0.00	0.00	0.00	0.00	0.00	0.00
20 NAGALAND	0.00	0.00	0.00	10080.00	0.00	0.00	0.00	0.00	10080.00
21 PUNJAB	0.00	0.00	0.00	0.00	0.00	0.00	0.00	0.00	0.00
22 RAJASTHAN	0.00	0.00	0.00	0.00	0.00	0.00	0.00	0.00	0.00
23 SIKKIM	0.00	0.00	0.00	0.00	0.00	0.00	0.00	0.00	0.00
24 TAMIL NADU	0.00	0.00	0.00	0.00	0.00	0.00	0.00	0.00	0.00
25 TRIPURA	0.00	0.00	0.00	0.00	0.00	0.00	0.00	0.00	0.00
26 UTTARAKHAND	0.00	0.00	0.00	0.00	0.00	0.00	0.00	0.00	0.00
27 UTTAR PRADESH	0.00	0.00	0.00	185259.00	12961.00	0.00	0.00	0.00	198220.00
28 WEST BENGAL	0.00	0.00	0.00	0.00	0.00	0.00	0.00	0.00	0.00
TOTAL STATES	0.00	0.00	0.00	280839.00	12961.00	0.00	0.00	0.00	293800.00
29 A. & N. ISLANDS	0.00	0.00	0.00	0.00	0.00	0.00	0.00	0.00	0.00
30 CHANDIGARH	0.00	0.00	0.00	0.00	0.00	0.00	0.00	0.00	0.00
31 DADRA & NAGAR HAVELI	0.00	0.00	0.00	0.00	0.00	0.00	0.00	0.00	0.00
32 DAMAN & DIU	0.00	0.00	0.00	0.00	0.00	0.00	0.00	0.00	0.00
33 DELHI	0.00	0.00	0.00	0.00	150000.00	0.00	0.00	0.00	150000.00
34 LAKSHADWEEP	0.00	0.00	0.00	0.00	0.00	0.00	0.00	0.00	0.00
35 PUDUCHERRY	0.00	0.00	0.00	0.00	0.00	0.00	0.00	0.00	0.00
TOTAL U. T. s	0.00	0.00	0.00	0.00	150000.00	0.00	0.00	0.00	150000.00
TOTAL (STATES & UT)	0.00	0.00	0.00	280839.00	162961.00	0.00	0.00	0.00	443800.00

.. NI CNET ..

STATEMENT NO. (24 A): BUDGETED EXPENDITURE ON EDUCATION ACCORDING TO HEADS OF CHARHES
(CAPITAL ACCOUNT) FOR 2009-2010(REVISED ESTIMATES)

(RUPEES IN THOUSANDS)

STATE/ UNION TERRITORY	ELEMENTARY EDUCATION	SECONDARY EDUCATION	ADULT EDUCATION	UNI V. & HIGHER EDUCATION	TECHNICAL EDUCATION	PHYSICAL EDUCATION	GENERAL EDUCATION	LANGUAGE DEVELOPMENT	T O T A L
1 ANDHRA PRADESH	3800.00	442100.00	0.00	12813.00	17500.00	0.00	200.00	0.00	476413.00
2 ARUNACHAL PRADESH	607651.00	1050.00	0.00	13848.00	140000.00	0.00	135678.00	0.00	898227.00
3 ASSAM	0.00	0.00	0.00	0.00	0.00	0.00	0.00	0.00	0.00
4 BIHAR	300000.00	1040000.00	0.00	0.00	502200.00	0.00	0.00	0.00	1842200.00
5 CHHATTISGARH	50210.00	1359079.00	0.00	252500.00	481500.00	0.00	0.00	0.00	2143289.00
6 GOA	21450.00	30730.00	0.00	18800.00	272820.00	0.00	49700.00	0.00	393500.00
7 GUJARAT	1931689.00	0.00	0.00	0.00	0.00	0.00	322410.00	0.00	2254099.00
8 HARYANA	0.00	50000.00	0.00	460000.00	630000.00	0.00	0.00	0.00	1140000.00
9 HIMACHAL PRADESH	567865.00	530762.00	0.00	450000.00	383983.00	0.00	1400001.00	0.00	3332611.00
10 JAMMU & KASHMIR	1580500.00	451917.00	0.00	853500.00	120348.00	0.00	0.00	0.00	3006265.00
11 JHARKHAND	13600.00	52600.00	0.00	0.00	620500.00	0.00	104000.00	0.00	790700.00
12 KARNATAKA	100000.00	540000.00	0.00	1087315.00	727000.00	0.00	0.00	0.00	2454315.00
13 KERALA	600.00	36000.00	0.00	65114.00	0.00	0.00	1638.00	0.00	103352.00
14 MADHYA PRADESH	211300.00	327875.00	0.00	589808.00	129396.00	0.00	126400.00	0.00	1384779.00
15 MAHARASHTRA	0.00	0.00	0.00	48294.00	1232924.00	0.00	0.00	0.00	1281218.00
16 MANI PUR	14836.00	210000.00	0.00	29538.00	8250.00	0.00	88050.00	0.00	350674.00
17 MEGHALAYA	7000.00	7500.00	0.00	7500.00	0.00	0.00	0.00	0.00	22000.00
18 MIZORAM	36275.00	26222.00	0.00	50053.00	0.00	0.00	50053.00	0.00	162603.00
19 NAGALAND	0.00	21000.00	0.00	33869.00	11500.00	0.00	131976.00	0.00	198345.00
20 NORTHERN TERRITORIES	0.00	45875.00	0.00	72702.00	0.00	0.00	151276.00	0.00	269853.00
21 PUNJAB	530396.00	547000.00	0.00	861291.00	417087.00	0.00	10000.00	0.00	2365774.00
22 RAJASTHAN	24.00	27200.00	0.00	26324.00	106000.00	0.00	38300.00	0.00	197848.00
23 SIKKIM	113674.00	65977.00	0.00	19208.00	0.00	0.00	0.00	0.00	198859.00
24 TAMIL NADU	19466.00	1567379.00	0.00	346825.00	32180.00	0.00	1000000.00	520.00	2966370.00
25 TRIPURA	106163.00	773514.00	0.00	560058.00	1150.00	0.00	40.00	0.00	1440925.00
26 UTTARAKHAND	10000.00	265974.00	0.00	52200.00	205299.00	0.00	0.00	0.00	533473.00
27 UTTAR PRADESH	361197.00	505390.00	0.00	0.00	2445058.00	0.00	650000.00	0.00	3961645.00
28 WEST BENGAL	64302.00	70000.00	0.00	268010.00	530903.00	0.00	53500.00	0.00	986715.00
TOTAL STATES	6651998.00	8995144.00	0.00	6179570.00	9015598.00	0.00	4313222.00	520.00	35156052.00
29 A. & N. ISLANDS	69000.00	69000.00	0.00	23200.00	61100.00	0.00	0.00	0.00	222300.00
30 CHANDIGARH	3500.00	44583.00	0.00	17098.00	22100.00	0.00	19.00	0.00	87300.00
31 DADRA & NAGAR HAVELI	0.00	57500.00	0.00	0.00	10600.00	0.00	0.00	0.00	68100.00
32 DAMAN & DIU	0.00	0.00	0.00	0.00	500.00	0.00	37400.00	0.00	37900.00
33 DELHI	0.00	483800.00	0.00	1036200.00	202500.00	0.00	730000.00	0.00	2452500.00
34 LAKSHADWEEP	0.00	34000.00	0.00	8000.00	0.00	0.00	0.00	0.00	42000.00
35 PUDUCHERRY	35034.00	40000.00	0.00	22250.00	0.00	0.00	112100.00	0.00	209384.00
TOTAL U. T. s	107534.00	728883.00	0.00	1106748.00	296800.00	0.00	879519.00	0.00	3119484.00
TOTAL (STATES & UT)	6759532.00	9724027.00	0.00	7286318.00	9312398.00	0.00	5192741.00	520.00	38275536.00

.. NI CNET. .

STATEMENT NO. (24 B): BUDGETED EXPENDITURE ON EDUCATION ACCORDING TO HEADS OF CHARGES
(LOAN AND ADVANCES ACCOUNT) FOR 2009-2010(REVISED ESTIMATES)

(RUPEES IN THOUSANDS)

STATE/ UNION TERRITORY	ELEMENTARY EDUCATION	SECONDARY EDUCATION	ADULT EDUCATION	UNI V. & HIGHER EDUCATION	TECHNICAL EDUCATION	PHYSICAL EDUCATION	GENERAL EDUCATION	LANGUAGE DEVELOPMENT	T O T A L
1 ANDHRA PRADESH	0.00	0.00	0.00	0.00	0.00	0.00	0.00	0.00	0.00
2 ARUNACHAL PRADESH	0.00	0.00	0.00	0.00	0.00	0.00	0.00	0.00	0.00
3 ASSAM	0.00	400.00	0.00	600.00	0.00	0.00	0.00	0.00	1000.00
4 BIHAR	0.00	0.00	0.00	0.00	0.00	0.00	0.00	0.00	0.00
5 CHHATTISGARH	0.00	0.00	0.00	0.00	0.00	0.00	0.00	0.00	0.00
6 GOA	0.00	5001.00	0.00	25000.00	0.00	0.00	0.00	0.00	30001.00
7 GUJARAT	0.00	0.00	0.00	0.00	0.00	0.00	0.00	0.00	0.00
8 HARYANA	0.00	0.00	0.00	10.00	0.00	0.00	0.00	0.00	10.00
9 HIMACHAL PRADESH	0.00	0.00	0.00	0.00	0.00	0.00	0.00	0.00	0.00
10 JAMMU & KASHMIR	0.00	0.00	0.00	0.00	0.00	0.00	0.00	0.00	0.00
11 JHARKHAND	0.00	0.00	0.00	0.00	0.00	0.00	0.00	0.00	0.00
12 KARNATAKA	0.00	0.00	0.00	0.00	0.00	0.00	0.00	0.00	0.00
13 KERALA	0.00	0.00	0.00	0.00	0.00	0.00	0.00	0.00	0.00
14 MADHYA PRADESH	0.00	0.00	0.00	40000.00	0.00	0.00	0.00	0.00	40000.00
15 MAHARASHTRA	0.00	0.00	0.00	0.00	0.00	0.00	0.00	0.00	0.00
16 MANI PUR	0.00	0.00	0.00	0.00	0.00	0.00	0.00	0.00	0.00
17 MEGHALAYA	0.00	0.00	0.00	0.00	0.00	0.00	0.00	0.00	0.00
18 MIZORAM	0.00	0.00	0.00	0.00	0.00	0.00	0.00	0.00	0.00
19 NAGALAND	0.00	0.00	0.00	0.00	0.00	0.00	0.00	0.00	0.00
20 ODISHA	0.00	0.00	0.00	0.00	0.00	0.00	0.00	0.00	0.00
21 PUNJAB	0.00	0.00	0.00	0.00	0.00	0.00	0.00	0.00	0.00
22 RAJASTHAN	0.00	0.00	0.00	0.00	0.00	0.00	0.00	0.00	0.00
23 SIKKIM	0.00	0.00	0.00	51500.00	0.00	0.00	0.00	0.00	51500.00
24 TAMIL NADU	0.00	0.00	0.00	0.00	0.00	0.00	0.00	0.00	0.00
25 TRIPURA	0.00	0.00	0.00	0.00	0.00	0.00	0.00	0.00	0.00
26 UTTARAKHAND	0.00	0.00	0.00	0.00	0.00	0.00	0.00	0.00	0.00
27 UTTAR PRADESH	0.00	0.00	0.00	727103.00	1.00	0.00	0.00	0.00	727104.00
28 WEST BENGAL	0.00	0.00	0.00	0.00	0.00	0.00	500.00	0.00	500.00
TOTAL STATES	0.00	5401.00	0.00	844213.00	1.00	0.00	500.00	0.00	850115.00
29 A. & N. ISLANDS	0.00	0.00	0.00	0.00	0.00	0.00	0.00	0.00	0.00
30 CHANDIGARH	0.00	0.00	0.00	0.00	0.00	0.00	0.00	0.00	0.00
31 DADRA & NAGAR HAVELI	0.00	0.00	0.00	0.00	0.00	0.00	0.00	0.00	0.00
32 DAMAN & DIU	0.00	0.00	0.00	0.00	0.00	0.00	0.00	0.00	0.00
33 DELHI	0.00	0.00	0.00	0.00	150000.00	0.00	0.00	0.00	150000.00
34 LAKSHADWEEP	0.00	0.00	0.00	0.00	0.00	0.00	0.00	0.00	0.00
35 PUDUCHERRY	0.00	0.00	0.00	0.00	0.00	0.00	0.00	0.00	0.00
TOTAL U. T. s	0.00	0.00	0.00	0.00	150000.00	0.00	0.00	0.00	150000.00
TOTAL (STATES & UT)	0.00	5401.00	0.00	844213.00	150001.00	0.00	500.00	0.00	1000115.00

.. NI CNET ..

STATEMENT NO. (25 A): BUDGETED EXPENDITURE ON EDUCATION ACCORDING TO HEADS OF CHARHES
(CAPITAL ACCOUNT) FOR 2010-2011(BUDGET ESTIMATES)

(RUPEES IN THOUSANDS)

STATE/ UN I ON TERRI TORY	ELEMENTARY EDUCATI ON	SECONDARY EDUCATI ON	ADULT EDUCATI ON	UNI V. & HI GHER EDUCATI ON	TECHNI CAL EDUCATI ON	PHYSI CAL EDUCATI ON	GENERAL EDUCATI ON	LANGUAGE DEVELOPMENT	T O T A L
1 ANDHRA PRADESH	157800.00	186750.00	0.00	210000.00	392500.00	0.00	200.00	0.00	947250.00
2 ARUNACHAL PRADESH	0.00	0.00	0.00	0.00	0.00	0.00	202844.00	0.00	202844.00
3 ASSAM	0.00	0.00	0.00	0.00	0.00	0.00	0.00	0.00	0.00
4 BI HAR	0.00	315000.00	0.00	0.00	1107464.00	0.00	0.00	0.00	1422464.00
5 CHHATTI SGARH	69760.00	2838771.00	0.00	425750.00	553600.00	0.00	0.00	0.00	3887881.00
6 GOA	31100.00	94400.00	0.00	57550.00	171265.00	0.00	44905.00	0.00	399220.00
7 GUJARAT	2398691.00	0.00	0.00	0.00	725000.00	0.00	778023.00	0.00	3901714.00
8 HARYANA	0.00	50000.00	0.00	465000.00	176800.00	0.00	0.00	0.00	691800.00
9 HI MACHAL PRADESH	549800.00	500702.00	0.00	450000.00	308511.00	0.00	1350500.00	0.00	3159513.00
10 JAMMU & KASHMI R	2577750.00	215500.00	0.00	1246000.00	404500.00	0.00	0.00	0.00	4443750.00
11 JHARKHAND	13600.00	0.00	0.00	0.00	573000.00	0.00	26400.00	0.00	613000.00
12 KARNATAKA	200000.00	420000.00	0.00	1818500.00	335900.00	0.00	0.00	0.00	2774400.00
13 KERALA	12100.00	50000.00	0.00	93000.00	0.00	0.00	0.00	0.00	155100.00
14 MADHYA PRADESH	201250.00	393009.00	0.00	232376.00	104191.00	0.00	146500.00	0.00	1077326.00
15 MAHARASHTRA	0.00	0.00	0.00	44999.00	259223.00	0.00	0.00	0.00	304222.00
16 MANI PUR	14836.00	0.00	0.00	29538.00	8250.00	0.00	88050.00	0.00	140674.00
17 MEGHALAYA	7000.00	7500.00	0.00	7500.00	0.00	0.00	0.00	0.00	22000.00
18 MI ZORAM	0.00	0.00	0.00	0.00	0.00	0.00	0.00	0.00	0.00
19 NAGALAND	10000.00	37000.00	0.00	150000.00	30000.00	0.00	181500.00	0.00	408500.00
20 ODI SHA	0.00	284743.00	0.00	147472.00	156993.00	0.00	119786.00	0.00	708994.00
21 PUNJAB	261400.00	13500.00	0.00	822130.00	502900.00	0.00	20000.00	0.00	1619930.00
22 RAJASTHAN	1500.00	3601.00	0.00	30558.00	250000.00	0.00	0.00	0.00	285659.00
23 SI KKI M	101937.00	28106.00	0.00	60000.00	0.00	0.00	0.00	0.00	190043.00
24 TAMI L NADU	17201.00	2033162.00	0.00	272688.00	805627.00	0.00	500000.00	0.00	3628678.00
25 TRI PURA	100205.00	350838.00	0.00	325820.00	230.00	0.00	107.00	0.00	777200.00
26 UTTARAKHAND	0.00	265250.00	0.00	29500.00	125000.00	0.00	0.00	18300.00	438050.00
27 UTTAR PRADESH	282899.00	368193.00	0.00	0.00	2372294.00	0.00	800000.00	0.00	3823386.00
28 WEST BENGAL	193000.00	176605.00	0.00	294012.00	421600.00	0.00	603000.00	0.00	1688217.00
TOTAL STATES	7201829.00	8632630.00	0.00	7212393.00	9784848.00	0.00	4861815.00	18300.00	37711815.00
29 A. & N. ISLANDS	50000.00	50000.00	0.00	14600.00	52700.00	0.00	17200.00	0.00	184500.00
30 CHANDI GARH	12500.00	82500.00	0.00	105000.00	58600.00	0.00	31500.00	0.00	290100.00
31 DADRA & NAGAR HAVELI	0.00	47500.00	0.00	0.00	10600.00	0.00	0.00	0.00	58100.00
32 DAMAN & DI U	0.00	0.00	0.00	0.00	500.00	0.00	30000.00	0.00	30500.00
33 DELHI	0.00	565800.00	0.00	734200.00	105000.00	0.00	1370000.00	0.00	2775000.00
34 LAKSHADWEEP	0.00	54000.00	0.00	5000.00	0.00	0.00	0.00	0.00	59000.00
35 PUDUCHERRY	82000.00	99500.00	0.00	31900.00	0.00	0.00	1012000.00	0.00	1225400.00
TOTAL U. T. s	144500.00	899300.00	0.00	890700.00	227400.00	0.00	2460700.00	0.00	4622600.00
TOTAL (STATES & UT)	7346329.00	9531930.00	0.00	8103093.00	10012248.00	0.00	7322515.00	18300.00	42334415.00

. . NI CNET. . .

STATEMENT NO. (25 B): BUDGETED EXPENDITURE ON EDUCATION ACCORDING TO HEADS OF CHARHES
(LOAN AND ADVANCES ACCOUNT) FOR 2010-2011(BUDGET ESTIMATES)

(RUPEES IN THOUSANDS)

STATE/ UN I ON TERRI TORY	ELEMENTARY EDUCATI ON	SECONDARY EDUCATI ON	ADULT EDUCATI ON	UNI V. & HI GHER EDUCATI ON	TECHNI CAL EDUCATI ON	PHYSI CAL EDUCATI ON	GENERAL EDUCATI ON	LANGUAGE DEVELOPMENT	T O T A L
1 ANDHRA PRADESH	0.00	0.00	0.00	0.00	0.00	0.00	0.00	0.00	0.00
2 ARUNACHAL PRADESH	0.00	0.00	0.00	0.00	0.00	0.00	0.00	0.00	0.00
3 ASSAM	0.00	400.00	0.00	600.00	0.00	0.00	0.00	0.00	1000.00
4 BI HAR	0.00	0.00	0.00	0.00	0.00	0.00	0.00	0.00	0.00
5 CHHATTI SGARH	0.00	0.00	0.00	0.00	0.00	0.00	0.00	0.00	0.00
6 GOA	0.00	5000.00	0.00	22000.00	0.00	0.00	0.00	0.00	27000.00
7 GUJARAT	0.00	0.00	0.00	0.00	0.00	0.00	0.00	0.00	0.00
8 HARYANA	0.00	0.00	0.00	10.00	0.00	0.00	0.00	0.00	10.00
9 HI MACHAL PRADESH	0.00	0.00	0.00	0.00	0.00	0.00	0.00	0.00	0.00
10 JAMMU & KASHMI R	0.00	0.00	0.00	0.00	0.00	0.00	0.00	0.00	0.00
11 JHARKHAND	0.00	0.00	0.00	0.00	0.00	0.00	0.00	0.00	0.00
12 KARNATAKA	0.00	0.00	0.00	0.00	0.00	0.00	0.00	0.00	0.00
13 KERALA	0.00	0.00	0.00	0.00	0.00	0.00	0.00	0.00	0.00
14 MADHYA PRADESH	0.00	0.00	0.00	40000.00	0.00	0.00	0.00	0.00	40000.00
15 MAHARASHTRA	0.00	0.00	0.00	0.00	0.00	0.00	0.00	0.00	0.00
16 MANI PUR	0.00	0.00	0.00	0.00	0.00	0.00	0.00	0.00	0.00
17 MEGHALAYA	0.00	0.00	0.00	0.00	0.00	0.00	0.00	0.00	0.00
18 MI ZORAM	0.00	0.00	0.00	0.00	0.00	0.00	0.00	0.00	0.00
19 NAGALAND	0.00	0.00	0.00	0.00	0.00	0.00	0.00	0.00	0.00
20 ODI SHA	0.00	0.00	0.00	0.00	0.00	0.00	0.00	0.00	0.00
21 PUNJAB	0.00	0.00	0.00	0.00	0.00	0.00	0.00	0.00	0.00
22 RAJASTHAN	0.00	0.00	0.00	0.00	0.00	0.00	0.00	0.00	0.00
23 SI KKI M	0.00	0.00	0.00	0.00	0.00	0.00	0.00	0.00	0.00
24 TAMI L NADU	0.00	0.00	0.00	0.00	0.00	0.00	0.00	0.00	0.00
25 TRI PURA	0.00	0.00	0.00	0.00	0.00	0.00	0.00	0.00	0.00
26 UTTARAKHAND	0.00	0.00	0.00	0.00	0.00	0.00	0.00	0.00	0.00
27 UTTAR PRADESH	0.00	0.00	0.00	760102.00	1.00	0.00	0.00	0.00	760103.00
28 WEST BENGAL	0.00	0.00	0.00	0.00	0.00	0.00	500.00	0.00	500.00
TOTAL STATES	0.00	5400.00	0.00	822712.00	1.00	0.00	500.00	0.00	828613.00
29 A. & N. ISLANDS	0.00	0.00	0.00	0.00	0.00	0.00	0.00	0.00	0.00
30 CHANDI GARH	0.00	0.00	0.00	0.00	0.00	0.00	0.00	0.00	0.00
31 DADRA & NAGAR HAVELI	0.00	0.00	0.00	0.00	0.00	0.00	0.00	0.00	0.00
32 DAMAN & DI U	0.00	0.00	0.00	0.00	0.00	0.00	0.00	0.00	0.00
33 DELHI	0.00	0.00	0.00	50000.00	500000.00	0.00	0.00	0.00	550000.00
34 LAKSHADWEEP	0.00	0.00	0.00	0.00	0.00	0.00	0.00	0.00	0.00
35 PUDUCHERRY	0.00	0.00	0.00	0.00	0.00	0.00	0.00	0.00	0.00
TOTAL U. T. s	0.00	0.00	0.00	50000.00	500000.00	0.00	0.00	0.00	550000.00
TOTAL (STATES & UT)	0.00	5400.00	0.00	872712.00	500001.00	0.00	500.00	0.00	1378613.00

.. NI CNET ..

STATEMENT NO. (26): SECTOR-WISE PLAN & NON-PLAN ACTUAL EXPENDITURE OF EDUCATION DEPARTMENTS OF STATES/UNION TERRITORIES & CENTRE (REVENUE ACCOUNT) FOR 2008 - 2009 (ACTUALS)

(RUPEES IN CRORES)

S. No.	SECTOR	P L A N			N O N - P L A N			T O T A L			%AGE OF PLAN EXP.	%AGE OF NON-PLAN EXP.	%AGE OF TOTAL BUDGET
		STATES/U. Ts.	CENTRE	TOTAL	STATES/U. Ts.	CENTRE	TOTAL	STATES/U. Ts.	CENTRE	TOTAL			
1		2	3	4	5	6	7	8	9	10	11	12	13
1	ELEMENTARY EDUCATION	8710.70	19477.78	28188.48	50808.47	3.90	50812.37	59519.17	19481.68	79000.85	65.79	46.20	51.69
2	SECONDARY EDUCATION	2919.96	2075.85	4995.81	38990.47	1517.80	40508.27	41910.43	3593.65	45504.08	11.66	36.83	29.78
3	PHYSICAL EDUCATION	24.51	0.00	24.51	60.91	0.00	60.91	85.42	0.00	85.42	0.06	0.06	0.06
4	UNIVERSITY/DL/SCHOLARSHIPS	1276.20	3684.05	4960.25	10822.39	2822.37	13644.76	12098.59	6506.42	18605.01	11.58	12.41	12.17
5	ADULT EDUCATION	47.19	143.69	190.88	150.46	2.87	153.33	197.65	146.56	344.21	0.45	0.14	0.23
6	LANGUAGE DEVELOPMENT	43.77	171.66	215.43	442.80	56.21	499.01	486.57	227.87	714.44	0.50	0.45	0.47
7	GENERAL	437.13	22.91	460.04	756.78	85.10	841.88	1193.91	108.01	1301.92	1.07	0.77	0.85
8	TECHNICAL EDUCATION	979.42	2833.34	3812.76	1915.56	1538.14	3453.70	2894.98	4371.48	7266.46	8.90	3.14	4.75
	TOTAL	14438.88	28409.28	42848.16	103947.84	6026.39	109974.23	118386.72	34435.67	152822.39	100.00	100.00	100.00

.. NICNET ..

STATEMENT NO. (27): SECTOR-WISE PLAN & NON-PLAN REVISED ESTIMATES FOR EDUCATION DEPARTMENTS
OF STATES/UNION TERRITORIES AND CENTRE (REVENUE ACCOUNT) FOR . 2009 - 2010
(REVISED ESTIMATES)

(RUPEES IN CRORES)

S. No.	SECTOR	P L A N			N O N - P L A N			T O T A L			%AGE OF PLAN EXP.	%AGE OF NON- -PLAN EXP.	%AGE OF TOTAL BUDGET
		STATES/U. Ts.	CENTRE	TOTAL	STATES/U. Ts.	CENTRE	TOTAL	STATES/U. Ts.	CENTRE	TOTAL			
1		2	3	4	5	6	7	8	9	10	11	12	13
1	ELEMENTARY EDUCATION	11630.61	20887.45	32518.06	65975.84	6.10	65981.94	77606.45	20893.55	98500.00	62.11	45.33	49.77
2	SECONDARY EDUCATION	4709.19	2911.55	7620.74	52011.26	2599.16	54610.42	56720.45	5510.71	62231.16	14.56	37.52	31.44
3	PHYSICAL EDUCATION	24.65	0.00	24.65	85.54	0.00	85.54	110.19	0.00	110.19	0.05	0.06	0.06
4	UNIVERSITY/DL/SCHOLARSHIPS	1590.56	4090.00	5680.56	14248.81	4256.63	18505.44	15839.37	8346.63	24186.00	10.85	12.71	12.22
5	ADULT EDUCATION	140.63	451.00	591.63	220.32	3.74	224.06	360.95	454.74	815.69	1.13	0.15	0.41
6	LANGUAGE DEVELOPMENT	71.92	142.00	213.92	580.62	73.98	654.60	652.54	215.98	868.52	0.41	0.45	0.44
7	GENERAL	634.47	33.00	667.47	950.96	119.68	1070.64	1585.43	152.68	1738.11	1.27	0.74	0.88
8	TECHNICAL EDUCATION	1453.57	3587.00	5040.57	2433.97	1986.71	4420.68	3887.54	5573.71	9461.25	9.63	3.04	4.78
	TOTAL	20255.60	32102.00	52357.60	136507.32	9046.00	145553.32	156762.92	41148.00	197910.92	100.00	100.00	100.00

.. NICNET ..

STATEMENT NO. (28): SECTOR-WISE PLAN & NON-PLAN BUDGET ESTIMATES FOR EDUCATION DEPARTMENTS
OF STATES/UNION TERRITORIES & CENTRE (REVENUE ACCOUNT) FOR 2010 - 2011
(BUDGET ESTIMATES)

(RUPEES IN CRORES)

S. No.	SECTOR	P L A N			N O N - P L A N			T O T A L			%AGE OF PLAN EXP.	%AGE OF NON- -PLAN EXP.	%AGE OF TOTAL BUDGET
		STATES/U. Ts.	CENTRE	TOTAL	STATES/U. Ts.	CENTRE	TOTAL	STATES/U. Ts.	CENTRE	TOTAL			
1		2	3	4	5	6	7	8	9	10	11	12	13
1	ELEMENTARY EDUCATION	14472.97	25061.00	39533.97	71051.90	5.70	71057.60	85524.87	25066.70	110591.57	58.39	45.16	49.14
2	SECONDARY EDUCATION	5831.31	4675.00	10506.31	57099.67	2168.82	59268.49	62930.98	6843.82	69774.80	15.52	37.67	31.00
3	PHYSICAL EDUCATION	19.66	0.00	19.66	90.51	0.00	90.51	110.17	0.00	110.17	0.03	0.06	0.05
4	UNIVERSITY/DL/SCHOLARSHIPS	2287.85	6096.90	8384.75	16642.40	3761.03	20403.43	18930.25	9857.93	28788.18	12.38	12.97	12.79
5	ADULT EDUCATION	361.29	1300.00	1661.29	217.74	3.48	221.22	579.03	1303.48	1882.51	2.45	0.14	0.84
6	LANGUAGE DEVELOPMENT	91.62	154.00	245.62	706.47	68.24	774.71	798.09	222.24	1020.33	0.36	0.49	0.45
7	GENERAL	777.14	39.10	816.24	941.74	119.21	1060.95	1718.88	158.31	1877.19	1.21	0.67	0.83
8	TECHNICAL EDUCATION	1833.74	4706.00	6539.74	2724.51	1745.52	4470.03	4558.25	6451.52	11009.77	9.66	2.84	4.89
	TOTAL	25675.58	42032.00	67707.58	149474.94	7872.00	157346.94	175150.52	49904.00	225054.52	100.00	100.00	100.00

.. NICNET ..

STATEMENT NO (29) : BUDGETED EXPENDITURE ON EDUCATION DEPARTMENTS (CAPITAL ACCOUNT)
FOR 2008-09 (ACTUALS)

(RUPEES IN THOUSANDS)

S. NO.	STATE/ UNI ON TERRITORY	CAPITAL EXP. ON EDU. OUT- SIDE REVENUE ACCOUNT	TOTAL CAPITAL EXP. OUT-SIDE REVENUE ACCOUNT	%AGE OF COL. (2) TO COL. (3)	LOANS FOR EDUCATION	TOTAL LOANS & ADVANCES	%AGE OF COL. (5) TO COL. (6)
1	2	3	4	5	6	7	
1	ANDHRA PRADESH	503216.00	103664600.00	0.49	...	34133700.00	0.00
2	ARUNACHAL PRADESH	...	12902100.00	0.00	...	272400.00	0.00
3	ASSAM	...	23730100.00	0.00	500.00	853400.00	0.06
4	BI HAR	1328098.00	64363500.00	2.06	...	5510500.00	0.00
5	CHHATTI SGARH	1928685.00	29401600.00	6.56	...	4907500.00	0.00
6	GOA	246778.00	8970700.00	2.75	45000.00	286600.00	15.70
7	GUJARAT	1237320.00	102197600.00	1.21	...	3537500.00	0.00
8	HARYANA	860854.00	45016600.00	1.91	...	3323100.00	0.00
9	HI MACHAL PRADESH	4589136.00	20790700.00	22.07	...	896100.00	0.00
10	JAMMU & KASHMI R	...	56534600.00	0.00	...	383600.00	0.00
11	JHARKHAND	1006160.00	39034800.00	2.58	...	4871400.00	0.00
12	KARNATAKA	1786269.00	98702900.00	1.81	...	7313500.00	0.00
13	KERALA	112703.00	16956100.00	0.66	...	9836700.00	0.00
14	MADHYA PRADESH	1580351.00	67131500.00	2.35	40000.00	18614500.00	0.21
15	MAHARASHTRA	739186.00	188732100.00	0.39	...	12805900.00	0.00
16	MANI PUR	635992.00	14668000.00	4.34	...	10800.00	0.00
17	MEGHALAYA	6500.00	5310100.00	0.12	...	502100.00	0.00
18	MI ZORAM	54067.00	4410400.00	1.23	...	174100.00	0.00
19	NAGALAND	185325.00	8530800.00	2.17	...	14700.00	0.00
20	ODI SHA	11926.00	37791600.00	0.03	10080.00	2109700.00	0.48
21	PUNJAB	1764926.00	28579300.00	6.18	...	550700.00	0.00
22	RAJASTHAN	314105.00	58999500.00	0.53	...	3400600.00	0.00
23	SI KKI M	152023.00	6117800.00	2.48	...	2500.00	0.00
24	TAMI L NADU	848508.00	91043000.00	0.93	...	28299400.00	0.00
25	TRI PURA	457788.00	12024000.00	3.81	...	180800.00	0.00
26	UTTARAKHAND	825338.00	20163400.00	4.09	...	1217100.00	0.00
27	UTTAR PRADESH	664703.00	223457100.00	0.30	198220.00	8070300.00	2.46
28	WEST BENGAL	522506.00	37053000.00	1.41	...	7596400.00	0.00
TOTAL (STATES)		22362463.00	1426277500.00	1.57	293800.00	159675600.00	0.18
29	A. & N. ISLANDS	210261.00	11374400.00	1.85	0.00
30	CHANDI GARH	125969.00	3955000.00	3.19	0.00
31	DADRA & NAGAR HAVELI	20163.00	353300.00	5.71	0.00
32	DAMAN & DI U	33048.00	554500.00	5.96	0.00
33	DELHI	2408842.00	39954000.00	6.03	150000.00	42173100.00	0.36
34	LAKSHADWEEP	26500.00	6842300.00	0.39	0.00
35	PUDUCHERRY	130600.00	2608600.00	5.01	...	28800.00	0.00
TOTAL (U. T. s)		2955383.00	65642100.00	4.50	150000.00	42201900.00	0.36
TOTAL (STATES & U. T.)		25317846.00	1491919600.00	1.70	443800.00	201877500.00	0.22

.. NI CNET ..

STATEMENT NO (30) : BUDGETED EXPENDITURE ON EDUCATION DEPARTMENTS (CAPITAL ACCOUNT)
FOR 2009-10 (REVISED ESTIMATE)

(RUPEES IN THOUSANDS)

S. NO.	STATE/ UNION TERRITORY	CAPITAL EXP. ON EDU. OUT- SIDE REVENUE ACCOUNT	TOTAL CAPITAL EXP. OUT-SIDE REVENUE ACCOUNT	%AGE OF COL. (2) TO COL. (3)	LOANS FOR EDUCATION	TOTAL LOANS & ADVANCES	%AGE OF COL. (5) TO COL. (6)
1	2	3	4	5	6	7	
1	ANDHRA PRADESH	476413.00	160042700.00	0.30	...	14952900.00	0.00
2	ARUNACHAL PRADESH	898227.00	18901000.00	4.75	...	2071300.00	0.00
3	ASSAM	...	47157800.00	0.00	1000.00	773900.00	0.13
4	BIHAR	1842200.00	95053300.00	1.94	...	4668300.00	0.00
5	CHHATTI SGARH	2143289.00	29827800.00	7.19	...	9577200.00	0.00
6	GOA	393500.00	12016600.00	3.27	30001.00	403200.00	7.44
7	GUJARAT	2254099.00	80904800.00	2.79	...	4118000.00	0.00
8	HARYANA	1140000.00	39697400.00	2.87	10.00	9622100.00	0.00
9	HIMACHAL PRADESH	3332611.00	21090100.00	15.80	...	514300.00	0.00
10	JAMMU & KASHMIR	3006265.00	66126200.00	4.55	...	683900.00	0.00
11	JHARKHAND	790700.00	37525200.00	2.11	...	6595300.00	0.00
12	KARNATAKA	2454315.00	109208200.00	2.25	...	9523900.00	0.00
13	KERALA	103352.00	19412100.00	0.53	...	7581300.00	0.00
14	MADHYA PRADESH	1384779.00	80820800.00	1.71	40000.00	38831900.00	0.10
15	MAHARASHTRA	1281218.00	171264100.00	0.75	...	13857700.00	0.00
16	MANI PUR	350674.00	18397800.00	1.91	...	82300.00	0.00
17	MEGHALAYA	22000.00	8119200.00	0.27	...	390900.00	0.00
18	MIZORAM	162603.00	6479000.00	2.51	...	251700.00	0.00
19	NAGALAND	198345.00	13299400.00	1.49	...	245000.00	0.00
20	ODISHA	269853.00	42875800.00	0.63	...	1403300.00	0.00
21	PUNJAB	2365774.00	36034600.00	6.57	...	276700.00	0.00
22	RAJASTHAN	197848.00	55260300.00	0.36	...	5008600.00	0.00
23	SIKKIM	198859.00	9609200.00	2.07	51500.00	404800.00	12.72
24	TAMIL NADU	2966370.00	86091200.00	3.45	...	19139100.00	0.00
25	TRIPURA	1440925.00	18676300.00	7.72	...	244300.00	0.00
26	UTTARAKHAND	533473.00	28665200.00	1.86	...	3091900.00	0.00
27	UTTAR PRADESH	3961645.00	252222300.00	1.57	727104.00	12931500.00	5.62
28	WEST BENGAL	986715.00	39293600.00	2.51	500.00	6251400.00	0.01
TOTAL (STATES)		35156052.00	1604072000.00	2.19	850115.00	173496700.00	0.49
29	A. & N. ISLANDS	222300.00	9263500.00	2.40	0.00
30	CHANDIGARH	87300.00	5452300.00	1.60	0.00
31	DADRA & NAGAR HAVELI	68100.00	804400.00	8.47	0.00
32	DAMAN & DIU	37900.00	874800.00	4.33	...	100.00	0.00
33	DELHI	2452500.00	48835500.00	5.02	150000.00	57020500.00	0.26
34	LAKSHADWEEP	42000.00	7488600.00	0.56	0.00
35	PUDUCHERRY	209384.00	4268700.00	4.91	...	21700.00	0.00
TOTAL (U. T. s)		3119484.00	76987800.00	4.05	150000.00	57042300.00	0.26
TOTAL (STATES & U. T.)		38275536.00	1681059800.00	2.28	1000115.00	230539000.00	0.43

... NI CNET ...

STATEMENT NO (31) : BUDGETED EXPENDITURE ON EDUCATION DEPARTMENTS (CAPITAL ACCOUNT)
FOR 2010-11 (BUDGET ESTIMATE)

(RUPEES IN THOUSANDS)

S. NO.	STATE/ UNION TERRITORY	CAPITAL EXP. ON EDU. OUT-SIDE REVENUE ACCOUNT	TOTAL CAPITAL EXP. OUT-SIDE REVENUE ACCOUNT	%AGE OF COL. (2) TO COL. (3)	LOANS FOR EDUCATION	TOTAL LOANS & ADVANCES	%AGE OF COL. (5) TO COL. (6)
1	2	3	4	5	6	7	
1	ANDHRA PRADESH	947250.00	143373100.00	0.66	...	24900400.00	0.00
2	ARUNACHAL PRADESH	202844.00	18714800.00	1.08	...	36000.00	0.00
3	ASSAM	...	33071200.00	0.00	1000.00	856000.00	0.12
4	BIHAR	1422464.00	104339600.00	1.36	...	7306700.00	0.00
5	CHHATTI SGARH	3887881.00	40676900.00	9.56	...	9511600.00	0.00
6	GOA	399220.00	14218000.00	2.81	27000.00	205200.00	13.16
7	GUJARAT	3901714.00	102781000.00	3.80	...	6116600.00	0.00
8	HARYANA	691800.00	35158100.00	1.97	10.00	16023900.00	0.00
9	HIMACHAL PRADESH	3159513.00	17602800.00	17.95	...	1991800.00	0.00
10	JAMMU & KASHMIR	4443750.00	70923200.00	6.27	...	811800.00	0.00
11	JHARKHAND	613000.00	38260200.00	1.60	...	4150100.00	0.00
12	KARNATAKA	2774400.00	117777600.00	2.36	...	13344400.00	0.00
13	KERALA	155100.00	41453800.00	0.37	...	8340900.00	0.00
14	MADHYA PRADESH	1077326.00	80247200.00	1.34	40000.00	16193300.00	0.25
15	MAHARASHTRA	304222.00	162805200.00	0.19	...	7130500.00	0.00
16	MANI PUR	140674.00	17650600.00	0.80	...	182000.00	0.00
17	MEGHALAYA	22000.00	6940000.00	0.32	...	345800.00	0.00
18	MIZORAM	...	3884800.00	0.00	...	250000.00	0.00
19	NAGALAND	408500.00	12827800.00	3.18	...	62800.00	0.00
20	ODISHA	708994.00	46529900.00	1.52	...	3519900.00	0.00
21	PUNJAB	1619930.00	30621500.00	5.29	...	283000.00	0.00
22	RAJASTHAN	285659.00	74330000.00	0.38	...	409800.00	0.00
23	SIKKIM	190043.00	8893800.00	2.14	...	40500.00	0.00
24	TAMIL NADU	3628678.00	122846900.00	2.95	...	8910300.00	0.00
25	TRIPURA	777200.00	17537400.00	4.43	...	251000.00	0.00
26	UTTARAKHAND	438050.00	20050900.00	2.18	...	1505400.00	0.00
27	UTTAR PRADESH	3823386.00	229429600.00	1.67	760103.00	10252500.00	7.41
28	WEST BENGAL	1688217.00	54087900.00	3.12	500.00	5363500.00	0.01
TOTAL (STATES)		37711815.00	1667033800.00	2.26	828613.00	148295700.00	0.56
29	A. & N. ISLANDS	184500.00	3876900.00	4.76	0.00
30	CHANDIGARH	290100.00	5159600.00	5.62	0.00
31	DADRA & NAGAR HAVELI	58100.00	612100.00	9.49	0.00
32	DAMAN & DIU	30500.00	851300.00	3.58	...	100.00	0.00
33	DELHI	2775000.00	48479000.00	5.72	550000.00	54726500.00	1.00
34	LAKSHADWEEP	59000.00	7977200.00	0.74	0.00
35	PUDUCHERRY	1225400.00	7561600.00	16.21	...	30500.00	0.00
TOTAL (U. T. s)		4622600.00	74517700.00	6.20	550000.00	54757100.00	1.00
TOTAL (STATES & U. T.)		42334415.00	1741551500.00	2.43	1378613.00	203052800.00	0.68

... NI CNET. .

STATEMENT NO (32) : BUDGET PROVISIONS FOR CENTRE & STATE EDUCATION DEPARTMENTS UNDER REVENUE ACCOUNT,
CAPITAL ACCOUNT OUT-SIDE REVENUE ACCOUNT & LOANS FOR 2010 - 2011 (BUDGET ESTIMATES)

(RUPEES IN THOUSANDS)

S. NO.	STATE/ UNI ON TERRITORY	REVENUE ACCOUNT			CAPITAL ACCOUNT OUT-SIDE REVENUE ACCOUNT		
		TOTAL BUDGET	EDUCATION DEPARTMENT	%AGE OF COL(3) TO COL(2)	TOTAL BUDGET	EDUCATION DEPARTMENT	%AGE OF COL(6) TO COL(5)
	1	2	3	4	5	6	7
1	ANDHRA PRADESH	871001000.00	114337623.00	13.13	143373100.00	947250.00	0.66
2	ARUNACHAL PRADESH	33417200.00	3742164.00	11.20	18714800.00	202844.00	1.08
3	ASSAM	323690100.00	43715546.00	13.51	33071200.00	.	0.00
4	BIHAR	406783600.00	82323497.00	20.24	104339600.00	1422464.00	1.36
5	CHHATTI SGARH	196665700.00	44866183.00	22.81	40676900.00	3887881.00	9.56
6	GOA	50027800.00	7790445.00	15.57	14218000.00	399220.00	2.81
7	GUJARAT	539785500.00	86921816.00	16.10	102781000.00	3901714.00	3.80
8	HARYANA	284826400.00	56661253.00	19.89	35158100.00	691800.00	1.97
9	HIMACHAL PRADESH	120934200.00	24077503.00	19.91	17602800.00	3159513.00	17.95
10	JAMMU & KASHMIR	174555400.00	24176654.00	13.85	70923200.00	4443750.00	6.27
11	JHARKHAND	165508900.00	28754046.00	17.37	38260200.00	613000.00	1.60
12	KARNATAKA	531382900.00	100338308.00	18.88	117777600.00	2774400.00	2.36
13	KERALA	348103800.00	66499708.00	19.10	41453800.00	155100.00	0.37
14	MADHYA PRADESH	418632500.00	67482554.00	16.12	80247200.00	1077326.00	1.34
15	MAHARASHTRA	1046984100.00	261635505.00	24.99	162805200.00	304222.00	0.19
16	MANI PUR	40497900.00	5589307.00	13.80	17650600.00	140674.00	0.80
17	MEGHALAYA	40618800.00	5021454.00	12.36	6940000.00	22000.00	0.32
18	MI ZORAM	29122400.00	4423972.00	15.19	3884800.00	.	0.00
19	NAGALAND	43652100.00	5431395.00	12.44	12827800.00	408500.00	3.18
20	ODISHA	324819400.00	60663390.00	18.68	46529900.00	708994.00	1.52
21	PUNJAB	334050700.00	42469213.00	12.71	30621500.00	1619930.00	5.29
22	RAJASTHAN	435617200.00	101214668.00	23.23	74330000.00	285659.00	0.38
23	SIKKIM	30530700.00	4543964.00	14.88	8893800.00	190043.00	2.14
24	TAMIL NADU	664881700.00	117083726.00	17.61	122846900.00	3628678.00	2.95
25	TRIPURA	47224200.00	7751899.00	16.42	17537400.00	777200.00	4.43
26	UTTARAKHAND	119966800.00	27672257.00	23.07	20050900.00	438050.00	2.18
27	UTTAR PRADESH	1110662200.00	177589184.00	15.99	229429600.00	3823386.00	1.67
28	WEST BENGAL	640137000.00	129223077.00	20.19	54087900.00	1688217.00	3.12
	TOTAL (STATES)	9374080200.00	1702000311.00	18.16	1667033800.00	37711815.00	2.26
29	A. & N. ISLANDS	17751200.00	2520400.00	14.20	3876900.00	184500.00	4.76
30	CHANDI GARH	18009500.00	3228300.00	17.93	5159600.00	290100.00	5.62
31	DADRA & NAGAR HAVELI	15814500.00	579100.00	3.66	612100.00	58100.00	9.49
32	DAMAN & DIU	6652400.00	393400.00	5.91	851300.00	30500.00	3.58
33	DELHI	148794500.00	37776359.00	25.39	48479000.00	2775000.00	5.72
34	LAKSHADWEEP	5814300.00	714300.00	12.29	7977200.00	59000.00	0.74
35	PUDUCHERRY	34979100.00	4293197.00	12.27	7561600.00	1225400.00	16.21
	TOTAL (U. T. s)	247815500.00	49505056.00	19.98	74517700.00	4622600.00	6.20
	TOTAL (STATES & U. T.)	9621895700.00	1751505367.00	18.20	1741551500.00	42334415.00	2.43
	TOTAL CENTRE	9587240000.00	499040000.00	5.21	1483840000.00	.	0.00
	GRAND TOTAL	19209135700.00	2250545367.00	11.72	3225391500.00	42334415.00	1.31

.. NI CNET ..

STATEMENT NO (32) : BUDGET PROVISIONS FOR CENTRE & STATE EDUCATION DEPARTMENTS UNDER REVENUE ACCOUNT,
CAPITAL ACCOUNT OUT-SIDE REVENUE ACCOUNT & LOANS FOR 2010 - 2011 (BUDGET ESTIMATES)

(RUPEES IN THOUSANDS)

S. NO.	STATE/ UNI ON TERRITORY	LOAN AND ADVANCES			TOTAL REVENUE ACCOUNT, CAPITAL AC count and loans		
		TOTAL BUDGET	EDUCATION DEPARTMENT	%AGE OF COL(9) TO COL(8)	TOTAL BUDGET	EDUCATION DEPARTMENT	%AGE OF COL(12) TO COL(11)
	1	8	9	10	11	12	13
1	ANDHRA PRADESH	24900400.00	...	0.00	1039274500.00	115284873.00	11.09
2	ARUNACHAL PRADESH	36000.00	...	0.00	52168000.00	3945008.00	7.56
3	ASSAM	856000.00	1000.00	0.12	357617300.00	43716546.00	12.22
4	BI HAR	7306700.00	...	0.00	518429900.00	83745961.00	16.15
5	CHHATTI SGARH	9511600.00	...	0.00	246854200.00	48754064.00	19.75
6	GOA	205200.00	27000.00	13.16	64451000.00	8216665.00	12.75
7	GUJARAT	6116600.00	...	0.00	648683100.00	90823530.00	14.00
8	HARYANA	16023900.00	10.00	0.00	336008400.00	57353063.00	17.07
9	HI MACHAL PRADESH	1991800.00	...	0.00	140528800.00	27237016.00	19.38
10	JAMMU & KASHMI R	811800.00	...	0.00	246290400.00	28620404.00	11.62
11	JHARKHAND	4150100.00	...	0.00	207919200.00	29367046.00	14.12
12	KARNATAKA	13344400.00	...	0.00	662504900.00	103112708.00	15.56
13	KERALA	8340900.00	...	0.00	397898500.00	66654808.00	16.75
14	MADHYA PRADESH	16193300.00	40000.00	0.25	515073000.00	68599880.00	13.32
15	MAHARASHTRA	7130500.00	...	0.00	1216919800.00	261939727.00	21.52
16	MANI PUR	182000.00	...	0.00	58330500.00	5729981.00	9.82
17	MEGHALAYA	345800.00	...	0.00	47904600.00	5043454.00	10.53
18	MI ZORAM	250000.00	...	0.00	33257200.00	4423972.00	13.30
19	NAGALAND	62800.00	...	0.00	56542700.00	5839895.00	10.33
20	ODI SHA	3519900.00	...	0.00	374869200.00	61372384.00	16.37
21	PUNJAB	283000.00	...	0.00	364955200.00	44089143.00	12.08
22	RAJASTHAN	409800.00	...	0.00	510357000.00	101500327.00	19.89
23	SI KKI M	40500.00	...	0.00	39465000.00	4734007.00	12.00
24	TAMI L NADU	8910300.00	...	0.00	796638900.00	120712404.00	15.15
25	TRI PURA	251000.00	...	0.00	65012600.00	8529099.00	13.12
26	UTTARAKHAND	1505400.00	...	0.00	141523100.00	28110307.00	19.86
27	UTTAR PRADESH	10252500.00	760103.00	7.41	1350344300.00	182172673.00	13.49
28	WEST BENGAL	5363500.00	500.00	0.01	699588400.00	130911794.00	18.71
	TOTAL (STATES)	148295700.00	828613.00	0.56	***** **	1740540739.00	15.56
29	A. & N. ISLANDS	0.00	21628100.00	2704900.00	12.51
30	CHANDI GARH	0.00	23169100.00	3518400.00	15.19
31	DADRA & NAGAR HAVELI	0.00	16426600.00	637200.00	3.88
32	DAMAN & DI U	100.00	...	0.00	7503800.00	423900.00	5.65
33	DELHI	54726500.00	550000.00	1.00	252000000.00	41101359.00	16.31
34	LAKSHADWEEP	0.00	13791500.00	773300.00	5.61
35	PUDUCHERRY	30500.00	...	0.00	42571200.00	5518597.00	12.96
	TOTAL (U. T. s)	54757100.00	550000.00	1.00	377090300.00	54677656.00	14.50
	TOTAL (STATES & U. T.)	203052800.00	1378613.00	0.68	***** **	1795218395.00	15.52
	TOTAL CENTRE	16410000.00	...	0.00	***** **	499040000.00	4.50
	GRAND TOTAL	219462800.00	1378613.00	0.63	22653990000.00	2294258395.00	10.13

.. NI CNET ..

STATEMENT NO. (33): PLAN AND NON-PLAN TOTAL BUDGET (CENTRE AND STATE)

(Rupees in Thousands)

STATE/UNI ON TERRI TORY	2008 - 2009 (ACTUAL)			2009 - 2010 (REVISED ESTIMATED)			2010 - 2011 (BUDGET ESTIMATED)		
	PLAN	NON-PLAN	TOTAL	PLAN	NON-PLAN	TOTAL	PLAN	NON-PLAN	TOTAL
1 ANDHRA PRADESH	189922200	428620000	618542200	191198900	563437100	754636100	236092700	634908200	871001000
2 ARUNACHAL PRADESH	10485800	18231100	28716800	13594600	26466400	40060900	13180400	20236700	33417200
3 ASSAM	31089900	111343200	142433100	66556000	231603500	298159500	92710700	230979400	323690100
4 BI HAR	61200100	223915600	285115700	77659100	299300900	376960000	103520400	303263300	406783600
5 CHHATTI SGARH	54209500	83727500	137937000	81634300	105704600	187338900	85954800	110710900	196665700
6 GOA	6208900	28045200	34254100	9235000	36166800	45401800	10942200	39085500	50027800
7 GUJARAT	103886400	283528100	387414500	139507600	338546500	478054000	163933500	375852000	539785500
8 HARYANA	39179100	166168100	205347300	65622200	201019400	266641600	67845900	216980400	284826400
9 HI MACHAL PRADESH	8774700	85606500	94381300	11796900	95114500	106911300	12048400	108885800	120934200
10 JAMMU & KASHMI R	4482200	119986400	124468600	6936400	144062800	150999200	9797300	164758100	174555400
11 JHARKHAND	53614700	101177400	154792100	53950700	118321300	172272100	61669400	103839500	165508900
12 KARNATAKA	105303100	311289900	416592900	125990600	332687800	458678300	151244100	380138800	531382900
13 KERALA	32234200	250004600	282238800	39859000	266222200	306081200	54334100	293769700	348103800
14 MADHYA PRADESH	76215900	218922900	295138800	114143800	265624500	379768300	126506200	292126400	418632500
15 MAHARASHTRA	124205000	632734100	756939100	204476900	807808500	1012285400	219920100	827064000	1046984100
16 MANI PUR	4898900	21323900	26222700	7986500	23911300	31897800	11372200	29125700	40497900
17 MEGHALAYA	10039300	16788400	26827700	15565700	20316900	35882600	18599400	22019300	40618800
18 MI ZORAM	7405800	1732100	2313800	10281200	19290300	29571400	9683100	19439300	29122400
19 NAGALAND	5479700	23415700	28895300	8660400	26684000	35344300	10599400	33052700	43652100
20 ODI SHA	53068800	158832400	211901200	69341800	223076400	292418200	81203900	243615600	324819400
21 PUNJAB	14224600	231465400	245689900	20101100	275936400	296037500	27414900	306635800	334050700
22 RAJASTHAN	57706100	285249900	342956000	68638300	343361700	412000000	77518200	358099100	435617200
23 SI KKI M	5177300	17758700	22936100	6360000	22148600	28508600	8203200	22327500	30530700
24 TAMI L NADU	105379300	430523400	535902600	128849400	464247300	593096700	138131100	526750600	664881700
25 TRI PURA	6549700	24744800	31294500	9322600	35457200	44779800	9342400	37881800	47224200
26 UTTARAKHAND	21744800	62208800	83953600	27606200	93051400	120657600	29740700	90226200	119966800
27 UTTAR PRADESH	172913400	586775500	759688900	188346300	773019000	961365300	228069900	882592300	1110662200
28 WEST BENGAL	80495600	435637800	516133300	120422300	504281200	624703500	131892900	508244200	640137000
TOTAL (STATES)	1446095000	5373757400	6819852100	1883643800	6656868500	8540511900	2191471500	7182608800	9374080200
29 A. & N. ISLANDS	4289600	11274500	15564100	6481300	12607800	19089100	6077100	11674100	17751200
30 CHANDI GARH	1631500	12928700	14560200	1585300	16400400	17985700	1423400	16586100	18009500
31 DADRA & NAGAR HAVELI	802000	13746400	14548400	1128700	11535100	12663800	1387300	14427200	15814500
32 DAMAN & DI U	501200	5970900	6472100	782200	5283300	6065500	847700	5804700	6652400
33 DELHI	39549900	78075600	117625500	49079100	96070000	145149100	49284500	99510000	148794500
34 LAKSHADWEEP	916800	4112300	5029100	963800	4580200	5544000	1115200	4699100	5814300
35 PUDUCHERRY	8231000	17473600	25704700	12947200	20078400	33025600	17287800	17691300	34979100
TOTAL (U. T. s)	55922000	143582000	199504100	72967600	166555200	239522800	77423000	170392500	247815500
TOTAL (STATES & U. T. s)	1502017000	5517339400	7019356200	1956611400	6823423700	8780034700	2268894500	7353001300	9621895700
TOTAL CENTRE	2347740000	5590240000	7937980000	2644110000	6419440000	9063550000	3151250000	6435990000	9587240000
GRAND TOTAL	3849757000	11107579400	14957336200	4600721400	13242863700	17843584700	5420144500	13788991300	19209135700