

**ANALYSIS
OF
BUDGETED EXPENDITURE
ON EDUCATION
2007-08 TO 2009-10**



सत्यमेव जयते

**GOVERNMENT OF INDIA
MINISTRY OF HUMAN RESOURCE DEVELOPMENT
(DEPARTMENT OF HIGHER EDUCATION)
PLANNING, MONITORING & STATISTICS BUREAU
NEW DELHI**

2011

ANALYSIS
OF
BUDGETED EXPENDITURE
ON EDUCATION
2007-08 to 2009-10



GOVERNMENT OF INDIA
MINISTRY OF HUMAN RESOURCE DEVELOPMENT
(DEPARTMENT OF HIGHER EDUCATION)
PLANNING , MONITORING & STATISTICS BUREAU
NEW DELHI
2011

PROJECT TEAM

| | | |
|---------------------------|--|--------------------------------|
| Miss RUCHIKA GUPTA | | DY. DIRECTOR |
| Shri MITRA SAIN | | ASSISTANT DIRECTOR |
| Shri V.S. NAGAR | | SR. STATISTICAL OFFICER |
| Smt.PRITI TRIVEDI | | SR. STATISTICAL OFFICER |
| Shri P.S.DHUNNA | | UPPER DIVISION CLERK |

C.M.I.S STAFF

| | | |
|------------------------------------|--|--------------------------------------|
| Shri OM PRAKASH | | PROGRAMMER |
| Shri E. KRISHNA KUMARAN | | DATA PROCESSING ASSISTANT |
| Mrs. NEERU BALA | | DATA ENTRY OPERATOR |

PREFACE

This Publication brought out annually, analyses the Budget provisions made by the States/UTs and the Central Ministries for the development of education in their Budgets as placed below before the Legislatures and Parliament. The present issue gives information in respect of actual expenditure for the year 2007-08 revised estimates of the expenditure for the year 2008-09 and the budget estimates for the year 2009-10. An analysis of the budget documents (Demands for Grants) for the year 2009-10 has also been presented in the document.

Total expenditure on education as incurred by the Centre, States and Union Territories have been taken into account. Effort is always made to take precaution against double counting of expenditure because the whole of actual expenditure, both central grant and State's share, under Centrally Sponsored Schemes (CSS) of Education Department is made by States/UTs and shown as such in their budget documents. The expenditure incurred on Centrally Sponsored Schemes of the department has been included in the Central Budget and has been excluded from the State's Budget.

Special features of graphic representation of data and its analysis has been added. Bar charts and pie charts have been used as tools to portray the salient and unique features of the analysis. In this publication a statement indicating the Public Expenditure on Education as percentage of GDP from 1999-00 to 2009-10 is also added. We are sure that this will help in putting more emphasis and focus on the salient observations thrown up by the analysis. This will also make the publication more lively and useful.

(Vijay P. Goel)
Deputy Director General

CONTENTS**A.**

| | |
|---|----|
| I. Introduction | 1 |
| II. Analysis of Budgeted Expenditure | 4 |
| III. Expenditure on Education as percentage of Gross Domestic Product (GDP)/Gross State Domestic Product (GSDP) | 11 |
| IV. Budgeted Expenditure on Education (Capital Accounts) | 13 |
| V. Budgeted Expenditure on Education(Revenue and Capital Account) | 14 |
| VI. Appendix:-Method of Estimation of Sector-wise Expenditure on Education | 16 |

B.**Analytical Tables No.1 to 9**

| | |
|---------|---|
| Table 1 | Budgeted Expenditure on Education by Education Department and other Departments. |
| Table 2 | Budgeted Expenditure (Plan and Non Plan by Education Department and other Departments (Revenue Account) |
| Table 3 | Budgeted Expenditure on Education and Training (Revenue Accounts) |
| Table 4 | Budgeted Expenditure on Education by Education Department of Central Government (Revenue Account) |
| Table 5 | Statement indicating the Public Expenditure on Education as percentage of GDP |
| Table 6 | Statement indicating the sector-wise Public Expenditure on Education as percentage of GDP for States/Uts and Centre |
| Table 7 | Relationship between Budgeted Expenditure on Education and Gross Domestic Product of States/Uts |
| Table 8 | Percentage of Capital Expenditure on Education to Total Budget (Capital Account)State-wise |
| Table 9 | Total Budget (States and Centre) (Revenue, Capitals and Loan &Advances) |

(ii)

C. Statistical Statements No. 1 to 33

| | | |
|-----------------|---|----|
| Statement No.1 | Budgeted Provision for Education & Training at the Centre (Revenue Account). | 1 |
| Statement No.2 | Budgeted Expenditure on Education, Training by Education and other departments (Revenue Account). | 5 |
| Statement No.3 | Plan and Non-Plan Budget Provision for Education by all departments (Revenue Account) | 8 |
| Statement No.3A | Percentage share of total Plan and Non-Plan Budgeted Expenditure of Education Department in the total State Plan and Non-Plan Budgeted Expenditure (Revenue Account) | 11 |
| Statement No.3B | Percentage share of Total Plan and Non-Plan Budgeted Expenditure of Education and other departments in the total State Plan & Non-Plan Budgeted Expenditure (Revenue Account) | 12 |
| Statement No.4 | Total State Budget and Budgeted Expenditure on Education and Training (Revenue Account) | 13 |
| Statement No.5 | Plan and Non-Plan Budgeted Expenditure on Education by Education Departments (Revenue Account) | 14 |
| Statement No.6 | Total Plan Budgeted Expenditure on education by all departments (Revenue Account). | 17 |
| Statement No.7 | Plan and Non-Plan Budgeted Expenditure on Elementary Education (Revenue Account). | 18 |

(iii)

| | | |
|-----------------|--|----|
| Statement No.8 | Plan and Non-Plan Budgeted Expenditure on Elementary Education by Sub heads (Revenue Account) | 19 |
| Statement No.9 | Plan and Non-Plan Budgeted Expenditure on Secondary Education (Revenue Account) | 28 |
| Statement No.10 | Plan and Non-Plan Budgeted Expenditure by sub heads on Secondary Education (Revenue Account) | 29 |
| Statement No.11 | Plan and Non-Plan Budgeted Expenditure on Adult Education (Revenue Account). | 38 |
| Statement No.12 | Plan and Non-Plan Budgeted Expenditure on Adult Education by sub-heads (Revenue Account) | 39 |
| Statement No.13 | Plan and Non-Plan Budgeted Expenditure on University and other Higher Education (Revenue Account) | 44 |
| Statement No.14 | Plan and Non-Plan Budgeted Expenditure on University and other Higher Education by Sub-Heads (Revenue Account) | 45 |
| Statement No.15 | Plan and Non-Plan Budgeted Expenditure on Technical Education (Revenue Account) | 51 |
| Statement No.16 | Plan and Non-Plan Budgeted Expenditure on Technical Education by Sub-Heads (Revenue Account) | 52 |
| Statement No.17 | Plan and Non-Plan Budgeted Expenditure on Physical Education (Revenue Account) | 61 |
| Statement No.18 | Plan and Non-Plan Budgeted Expenditure on Physical Education by Sub-Heads (Revenue Account) | 62 |

| | | |
|------------------|--|----|
| Statement No.19 | Plan and Non-Plan Budgeted Expenditure on other General Education Programme (Revenue Account) | 63 |
| Statement No.20 | Plan and Non-Plan Budgeted Expenditure on other General Education Programme by Sub-Heads (Revenue Account) | 64 |
| Statement No.21 | Plan and Non-Plan Budgeted Expenditure on Language Development (Revenue Accounts) | 69 |
| Statement No.22 | Plan and Non-Plan Budgeted Expenditure on Language Development by Sub-Heads (Revenue Accounts) | 70 |
| Statement No.23 | Budgeted Expenditure on Education of the Education Departments according to heads of charges (Revenue Account) for 2007-08 (Actuals). | 75 |
| Statement No.23A | Capital Account for 2007-08 (Actuals) (Statewise). | 76 |
| Statement No.23B | Loans & Advances 2007-08 (Actuals) (Statewise). | 77 |
| Statement No.24 | Budgeted Expenditure on Education of the Education Departments according to Heads of charges (Revenue Account) for 2008-09(Revised Estimates). | 78 |
| Statement No.24A | Capital Account 2008-09(Revised Estimates) (Statewise). | 79 |
| Statement No.24B | Loans & Advances 2008-09(Revised Estimates) (Statewise). | 80 |
| Statement No.25 | Budgeted Expenditure on Education of the Education Department according to Heads of charges (Revenue Account) for 2009-10 (Budget Estimates). | 81 |
| Statement No.25A | Capital Account 2009-10 (Budget Estimates) (Statewise). | 82 |

| | | |
|------------------|---|----|
| Statement No.25B | Loans & Advances 2009-10 (Budget Estimates) (Statewise). | 83 |
| Statement No.26 | Sectorwise Plan and Non-Plan Actual Expenditure of Education Departments of States/UTs and Centre (Revenue Account) for 2007-08. | 84 |
| Statement No.27 | Sectorwise Plan and Non-Plan Revised Estimates for Education Departments of States/UTs and Centre (Revenue Account) for 2008-09. | 85 |
| Statement No.28 | Sectorwise Plan and Non-Plan Budget Estimates for Education Departments of States/UTs and Centre (Revenue Account) for 2009-10. | 86 |
| Statement No.29 | Budgeted Expenditure on Education of Education Department (Capital Account) for 2007-08 (Actuals). | 87 |
| Statement No.30 | Budgeted Expenditure on Education of Education Department (Capital Account) for 2008-09(Revised Estimates). | 88 |
| Statement No.31 | Budgeted Expenditure on Education of Education Department (Capital Account) for 2009-10 (Budget Estimates). | 89 |
| Statement No.32 | Budget Provision for Centre and State/UTs Education Departments under Revenue Account, Capital Accounts and Loans and Advances for 2009-10. | 90 |
| Statement No.33 | Total Budget (Plan and Non-Plan) Centre & States/UTs | 92 |

INTRODUCTION

This publication gives the details of the Plan and Non Plan expenditure budgeted by the education departments of the States/UTs and the Centre for various sub-sectors of Education. Departments other than the Department of Education also incur some expenditure on education and an effort has been made to include the budget estimates of their expenditure on education in order to get the total picture of public expenditure on education in the country. The expenditure of other departments also includes the expenditure on training (formal and non-formal).

The total amount of budget provisions on the revenue account made for education for the year 2009-10 by education departments for the States/UTs and the Centre works out to Rs. 194642.91 crore (Rs. 150110.70 crore in State Sector and Rs. 44532.21 crore in the Central sector) which is 20.15% more than the revised estimates of Rs.161998.02 crore for 2008-09. This amount constitutes 11.07% of the total budget provisions made on the revenue account in the States and at the Centre.

Apart from the revenue account, the Education Departments also make some provisions for capital works. The total budget estimates on the capital accounts (including loans) accounted for only Rs.3786.87 crore (Rs.3786.87 crore in the State Sector and Rs.0.00 crore in the Central Sector). Taking into account both the revenue as well as the capital account, the total budget estimates for education for 2009-10 of the State Education Departments and the Education Departments of the Centre works out to Rs.198429.78 crore, which is 9.60% of the total budget estimates.

The total budget provisions (Revenue Account) for 2009-10 made by the departments other than Education works out to Rs. 41353.30 crore. Accordingly including the expenditure on Education by all the Departments, the total budget provisions for education is given in the following table.

Expenditure on Education (2009-10 BE Revenue Account)
Rs in crore

| | Centre | States/UT | Total |
|--|-----------------|------------------|------------------|
| Expenditure (Rs. in crore) | 61180.55 | 174815.66 | 235996.21 |
| Share with respect to total (%) | 25.92 | 74.08 | 100 |

It is observed from the table that the States are contributing about 74.08%

of the total revenue expenditure on education in the country while centre contributes about 25.92% to the education sector as a whole. The total revenue account of Rs.235966.21 crore constitutes 13.42% of the total budget of the Centre and the States for 2009-10 (20.31% for the State sector and 6.81% for the Central Sector).

The budget provisions (Revenue Account) for the Education department of the Central and the State Governments are indicated in the table which follows:-

Budgeted Expenditure (Plan & Non Plan) (Revenue Account) By Education Departments (Rs. in crore)

| Year → | 2007-08(Actual) | | 2008-09(RE) | | 2009-10(BE) | |
|---|-----------------|----------|-------------|-----------|-------------|-----------|
| | Centre | State | Centre | State | Centre | State |
| Plan | 22659.30 | 12790.62 | 31941.54 | 17873.05 | 36400.00 | 21219.32 |
| Non Plan | 4110.45 | 85819.26 | 6066.57 | 106116.86 | 8132.21 | 128891.38 |
| Total | 26769.75 | 98609.88 | 38008.11 | 123989.91 | 44532.21 | 150110.70 |
| Share of Plan Exp. to total exp. On education (%) | 84.65 | 12.97 | 84.04 | 14.41 | 81.74 | 14.14 |

About 81.74% of the Central expenditure on education is under plan whereas in the case of States/UTs it is only 14.14 % in the year 2009-10.

The following table indicates the Sector-wise Expenditure on Education by Education Department incurred by both Centre and States.

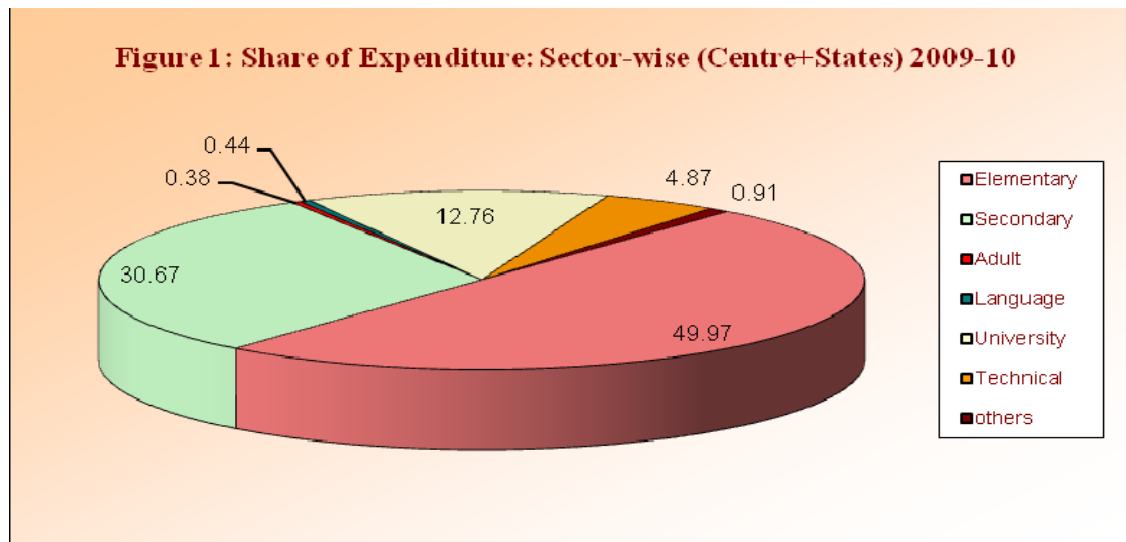
**Sector-wise Expenditure (Plan & Non Plan) on Education by Education
Department (Revenue Account) with percentage-
Centre and States/UTs 2009-10 (BE)**

(Rs.in crore)

| | Plan Expenditure | Plan %age share | Non-Plan Expenditure | Non-Plan %age Share | Total Expenditure | Total %age Share |
|-------------------------------|---------------------|-----------------------|-------------------------|---------------------------|----------------------|------------------------|
| 1 | 2 | 3 | 4 | 5 | 6 | 7 |
| Elementary Education | 34329.95 | 59.58 | 62925.28 | 45.92 | 97255.23 | 49.97 |
| Secondary Education | 9505.96 | 16.50 | 50199.52 | 36.64 | 59705.48 | 30.67 |
| Adult Education | 543.44 | 0.94 | 195.34 | 0.14 | 738.78 | 0.38 |
| Language Development | 215.78 | 0.38 | 637.54 | 0.47 | 853.32 | 0.44 |
| University & Hr. Education | 7226.59 | 12.54 | 17605.35 | 12.85 | 24831.94 | 12.76 |
| Technical Education | 5136.04 | 8.91 | 4333.31 | 3.16 | 9469.35 | 4.87 |
| General Education | 601.99 | 1.05 | 1032.00 | 0.75 | 1633.99 | 0.84 |
| Physical Education | 59.57 | 0.10 | 95.26 | 0.07 | 154.83 | 0.07 |
| Total Education | 57619.32 | 100.00 | 137023.60 | 100.00 | 194642.92 | 100.00 |

Elementary Education accounted for 49.97% of the total expenditure on education in 2009-10, followed by Secondary Education, which was 30.67%. The share of University & Higher Education and Technical Education was 12.76% and 4.87% respectively.

Sector wise expenditure on education for 2009-10 has been depicted in the pie-chart (Figure-1).



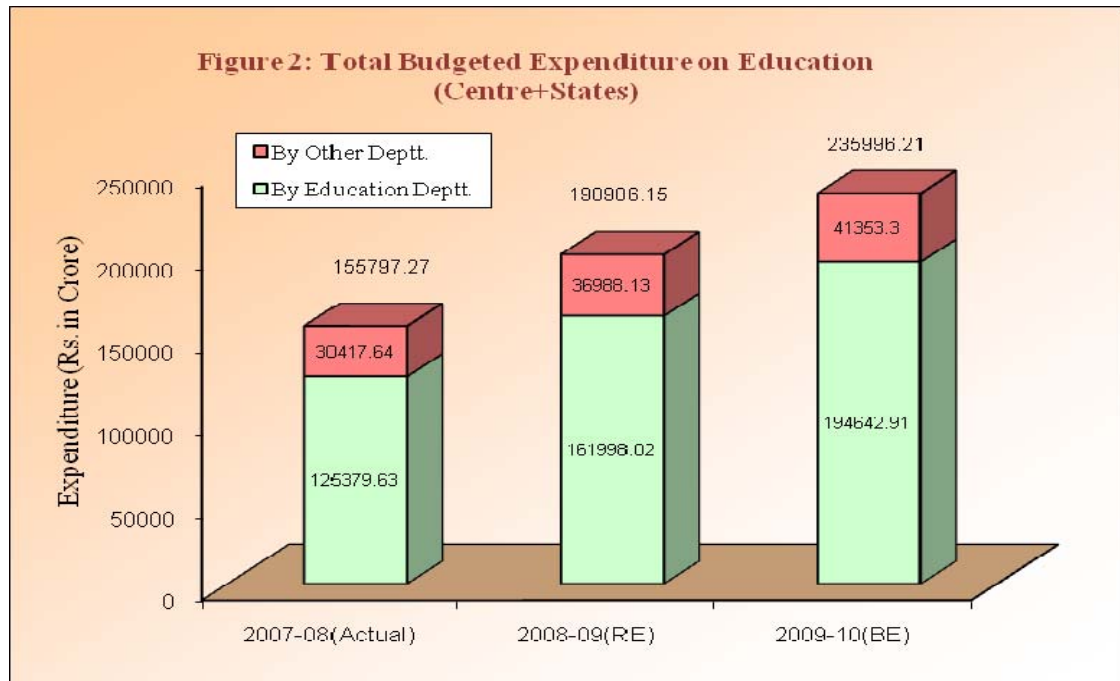
II. ANALYSIS OF BUDGETED EXPENDITURE

Table (1) summarizes the budget provisions for education by the Education Departments and other Departments under all the three accounts viz. (i) Revenue Account, (ii) Capital Account and (iii) Loans and Advances. Besides, provisions for Centre and States/Union Territories have also been indicated separately.

Budget provisions for education and training in 2009-10 have gone up to Rs.239783.08 crore (Rs.235996.21 crore under the Revenue Account, Rs. 3758.07 crore under the capital Account and Rs. 28.80 crore under Loans and Advances), forming 11.61% of the total budget provisions. Percentage provisions for education and training for the respective accounts are 13.42% under the Revenue Account, 1.30% under the Capital Account and under Loans and Advances is 0.16 %.

The Budget Estimates 2009-10 for education by the Education Departments of the Centre and the States under all the three accounts rose to Rs. 198429.78 crore (Rs. 44532.21 crore for the Centre and Rs. 153897.57 crore for the States). This amount consists of Rs. 194642.91 crore under the Revenue Account, Rs.3758.07 crore under the Capital Account and Rs. 28.80 crore under Loans & Advances. The corresponding percentage of these accounts to the respective total budget provisions works out to 11.07%, 1.30% and 0.16%.

Figure-2 - a bar diagram indicates the extent and progress of Budgeted expenditure on education by education and other departments (Revenue Account)during 2007-08 (Actual) to 2009-10(BE).



The Revised Estimates of 2008-09 for expenditure on education by the Centre and States/Union Territories amounted to Rs.202562.18 crore (Rs.198986.15 crore under Revenue Account, Rs.3548.48 crore under Capital Account and Rs. 27.55 crore under Loans & Advances), comprising Rs.51550.03 crore by the Centre and Rs.151012.15 crore by the States/ UTs. The total Revised Estimates for education formed 11.05% of the total Revised Estimates of expenditure. The corresponding percentages for Revenue, Capital Account and Loans & Advances are 12.82%, 1.37% and 0.12% respectively.

The Revised Estimates of 2008-09 provided by the Education Departments of the Centre and States rose to Rs.165574.05 crore (Rs.38008.11 crore for the Centre and Rs.127565.94 crore for the States) constituting 9.03% of the total Revised Estimates on all the three accounts. This amount comprised Rs.161998.02 crore under the Revenue Account, Rs.3548.48 crore under the Capital Account and Rs.27.55 crore under Loans and Advances. The corresponding percentages of these accounts to the respective total Revised Estimates are 10.44%, 1.37% and 0.12%.

The total Actual Expenditure on education by the Centre and the States/Union Territories for the year 2007-08 amounted to Rs.157684.31 crore (Rs.155797.27 crore under Revenue Account, Rs.1878.08 crore under Capital Account and Rs.8.96 crore under Loans & Advances), comprising Rs.39919.37 crore by the Centre and Rs. 117764.94 crore by States/ UTs. The total expenditure on education constituted 10.86% of the total actual expenditure during 2007-08. The corresponding percentages for Revenue, Capital Account and Loans & Advances are 13.08%, 0.78% and 0.04% respectively

The total expenditure on education during the year 2007-08 (Actual) incurred by the Education Departments of the Centre and the States under all the three accounts; (Revenue Account, Capital Account, & Loans and Advances) amounted to Rs. 127266.67 crore (Rs.26769.75 crore for Centre and Rs.100496.92 crore for States) forming 8.77% of the total expenditure of Centre and States on all the three accounts. Out of this amount, Rs. 125379.63 crore is under the Revenue Account, Rs. 1878.08 crore under the Capital Account (outside Revenue Account) and Rs.8.96 crore under Loans and Advances. The corresponding percentages of expenditure on education under these accounts with reference to the respective total expenditure are 10.52%, 0.78% and 0.04%.

Figure-3 shows the share of expenditure on education by education department with respect the total budget on all the three accounts (Revenue Account, Capital Account, & Loans and Advances) separately for Centre and State. The figure also depicts the total share of expenditure on education by education department by both centre and state together.

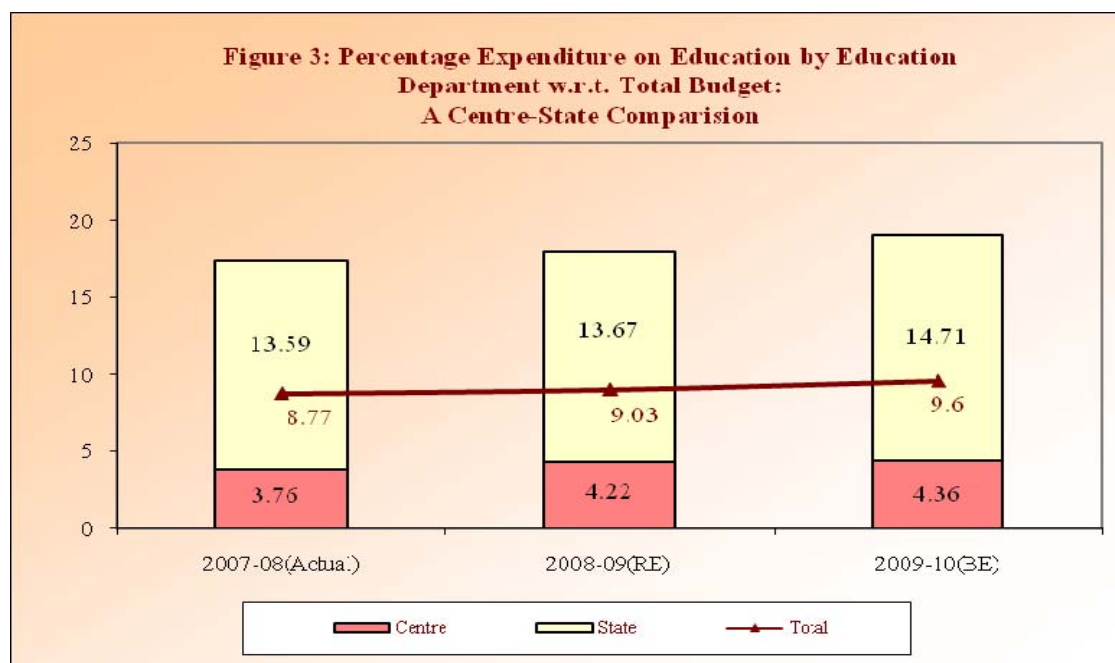
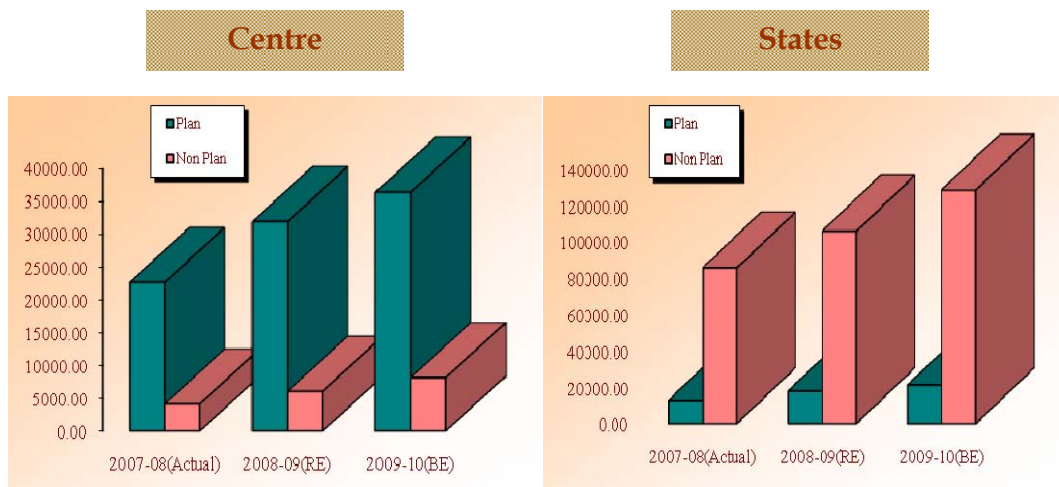


Table (2) summarizes the total budget provisions (Revenue Account) for expenditure on education in respect of Education Departments as well as other departments with the break-up of Plan and Non-Plan provisions for the year 2007-08 (Actuals), 2008-09 (Revised Estimates) and 2009-10 (Budget Estimates). Figure-4 - a bar chart, depicts the Plan and non-Plan Expenditure of Centre and State incurred by Education Department. It brings out contrast in emphasis on Plan and Non-Plan expenditure by Centre and States.

Figure-4: Plan and Non Plan Expenditure on Education: Centre -State Comparison



The Actual Expenditure on education by the Centre under the Revenue Account was Rs.39919.37 crore (Rs.32903.28 crore for Plan and Rs 7016.09 crore for Non-Plan) which constituted 6.72% of the total central expenditure (Revenue Account).

The Actual Expenditure on education by the States/Union Territories was Rs.115877.90 crore (Rs. 19374.43 crore for Plan and Rs. 96503.47 crore for Non-Plan) and formed 19.41% of the total expenditure (Revenue Account) for all States/Union Territories.

In 2007-08, the actual expenditure (Revenue Account) of Education Departments of the Centre and the States/Union Territories amounted to Rs.125379.63 crore, comprising Rs.35449.92 crore for Plan and Rs.89929.71 crore for Non-Plan, forming 10.52 % of the total expenditure on all sectors. The Central expenditure for the education departments was Rs.26769.75 crore (Rs.22659.30 crore Plan and Rs. 4110.45 crore for Non-Plan) whereas expenditure of the States/Union Territories was Rs.98609.88 crore (Rs. 12790.62 crore for Plan and Rs. 85819.26 crore for Non-Plan).

In 2008-09 the Revised Estimates for education by the Centre under the Revenue Account amounted to Rs.51550.03 crore (Rs.41759.72 crore for Plan and Rs.9790.31 crore for Non-Plan). The Revised Estimates for education by the Centre constituted 6.42% (17.28% for plan and 1.74% for Non-Plan) of the total Revised Estimates of the Centre.

The Revised Estimates for education by the States/Union Territories was Rs. 147436.12 crore (Rs.26954.15 crore for Plan and Rs. 120481.97 crore for Non-Plan) forming 19.70% of the total Revised Estimates (Revenue Account) for all States/Union Territories.

The Revised Estimates of 2008-09 of the Education Departments of Centre and States/UTs rose to Rs. 161998.09 crore (Rs 49814.59 crore for Plan and Rs.112183.42 crore for Non-Plan) constituting 10.44% of the total Revised Estimates of expenditure on all sectors. The Revised Estimates for the Central Education Departments were Rs. 38008.11 crore (Rs.31941.54 crore for plan and Rs.6066.57 crore for Non-Plan) whereas the Revised Estimates for the States/Union Territories were Rs. 123989.91 crore (Rs. 17873.06 crore for Plan and Rs.106116.85 crore for Non-Plan). The percentage of Central Plan for the Education Departments (Revised Estimates) to the total Central Plan budget (Revised Estimates) was 13.22% while it was 1.08% in case of Non-Plan expenditure on education.

The budget estimates for 2009-10 (Revenue Account) for expenditure on education of the Centre and States/Union Territories amounted to Rs.235996.21 crore comprising Rs.194642.91 crore by the education departments and Rs. 41353.30 crore by the other departments. The total budget for education constitutes 13.42 % of the total respective budget under the Revenue Account.

The Central budget provision (Revenue Account) for education is Rs.61180.55 crore, comprising Rs.48382.71 crore for plan and Rs.12797.84 crore for Non-Plan. This amount constituted 6.81% (17.38% for Plan and 2.07% for Non-Plan) of the total central budget (Revenue Account) for the year 2009-10.

The total budget provision (Revenue Account) of all States/Union territories for education and training is Rs.174815.66 crore (Rs.30331.64 crore for plan and Rs.144484.02 crore for Non-Plan) constituting 20.30% of the total budget (Revenue Account) for all States and Union Territories.

The total budget provision (Revenue Account) of Education Departments of the Centre and the States/Union Territories for the year 2009-10 amounted to Rs.194642.91 crore, comprising Rs.57619.32 crore for Plan and Rs.137023.59 crore for Non-Plan forming 11.07% to the total budget of all sectors. The Central budget for the Education Departments was Rs.44532.21 crore (Rs.36400.00 crore

for Plan and Rs.8132.21 crore for Non-Plan) whereas the budget provision for the States/Union Territories was Rs.150110.70 crore (Rs.21219.32 crore for Plan and Rs.128891.38 crore for Non-Plan). The percentage provision of Centre plan expenditure to the total plan budget was 13.07%, while it was 1.31% for Non-Plan.

Figure-5 indicates Plan and Non-Plan expenditure on education by the Education and other Departments of the Centre and the States/Union Territories vis-à-vis their respective total budget expenditure on all sectors.

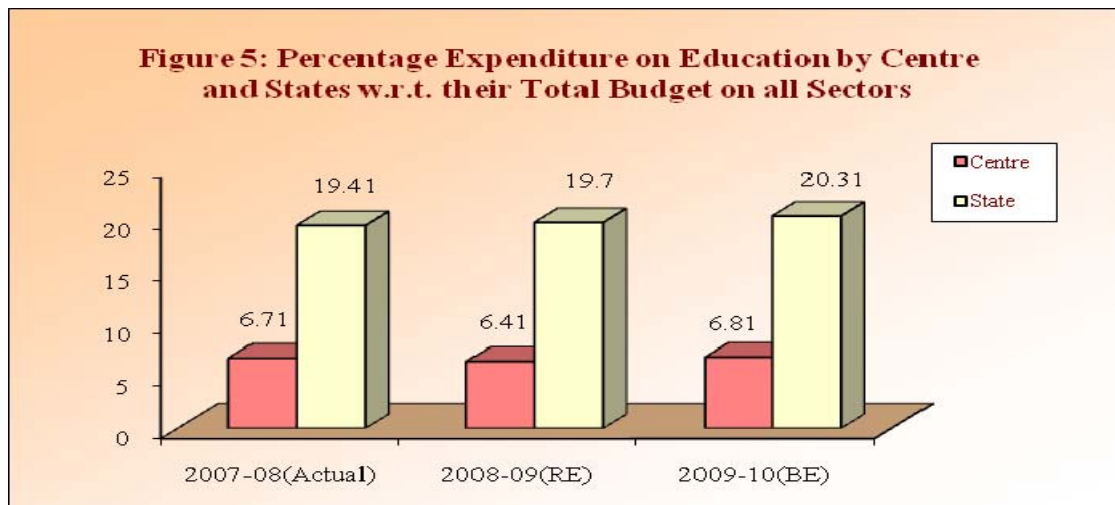


Table (3) depicts the budget provisions (Revenue Account) for education vis-à-vis training (Formal & Informal) at the Centre and in the States/Union Territories for the year 2009-10. The Figure-6(i) and Figure-6(ii) - pie-charts, corresponding to this table show that meager 2.07% of the total Centre Budget for Education spent on Training. The respective figure for States is 2.86%.

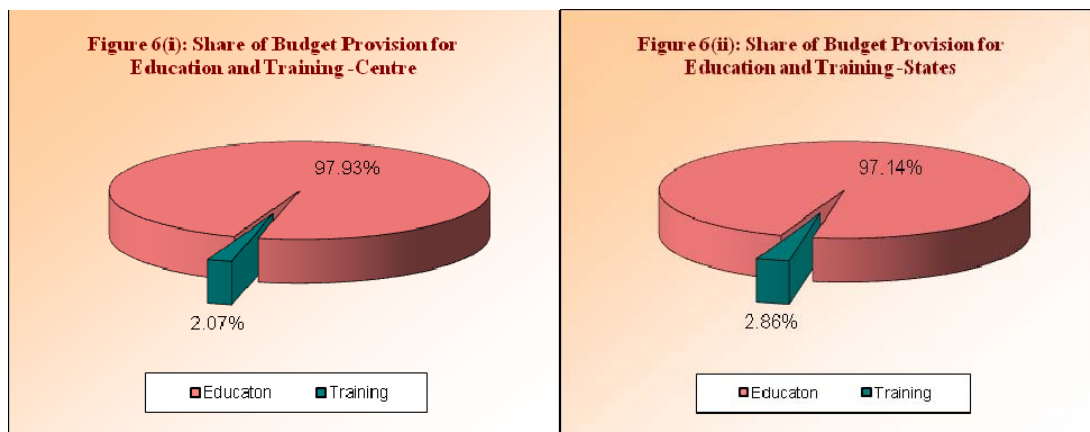
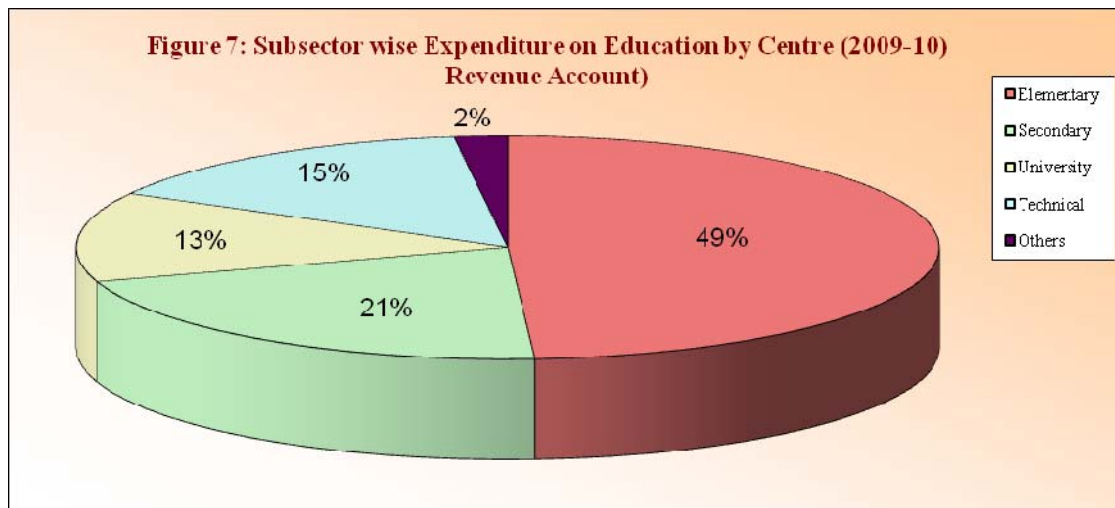


Table (4) gives the sector-wise break-up of the budgeted expenditure on education in the Central Sector of the Ministry of Human Resource Development, Departments of Education for the years 2007-08 (Actuals), 2008-09 (Revised Estimates) and 2009-10 (Budget Estimates). Besides, break-up of Plan and Non-Plan expenditure is also given.

Table (4) indicates that in 2009-10 a major share of Rs. 21705.24 crores or 48.74% of the total budget of the Department of Education is provided for Elementary Education. The second priority is given to University & Higher Education which is Rs. 9278.32 crores or 20.84%, of which the lion's share of Rs.7824.56 crore is to be operated through the University Grants Commission. The third priority is given to Secondary Education which is Rs.6939.14 crore or 15.58%; Rs.5792.02 crore or 13.01% for Technical Education and Rs.454.83 crore forming 1.02% for Adult Education and Rs.211.60 crores or 0.48% for Language Development Programmes and Rs.151.06 crores or 0.34% for general purposes including research, scholarships, international co-operation. Figure-7 - a pie-chart also depicts relative emphasis on various sub-sectors in the Central Budget (Revenue Account).

Out of the total central budget (Revenue Account), Rs. 7559.55¹ crore (Rs. 7307.30 crore for Plan and Rs. 252.25 crore for Non-Plan) has been provided for Grants-in-aid to States and Union Territories, which is about 16.98 % of the total budget of Rs. 44532.21 crore (Rs. 36400.00 crore for Plan and Rs. 8132.21 crore for Non-Plan) of the Education Department for the year 2009-10.



Statement (1) of the Appendices gives Ministry/Department wise details of the central budget provision for education including training (formal & informal). This provision, which was Rs.61180.55 crore in 2009-10 constituted 6.81% of the

¹ Figures has been taken from Demand for Grants for Ministry of Human Resource Development for the year 2009-10

total central budget. The corresponding percentage of budget provision in 2007-08 and 2008-09 as 6.71 and 6.41 respectively.

The Departments/Ministries, other than Education Department also contribute towards education. Details may be seen in Statement 1.

III. EXPENDITURE ON EDUCATION AS PERCENTAGE OF GROSS DOMESTIC PRODUCT (GDP)/ GROSS STATE DOMESTIC PRODUCT (GSDP)

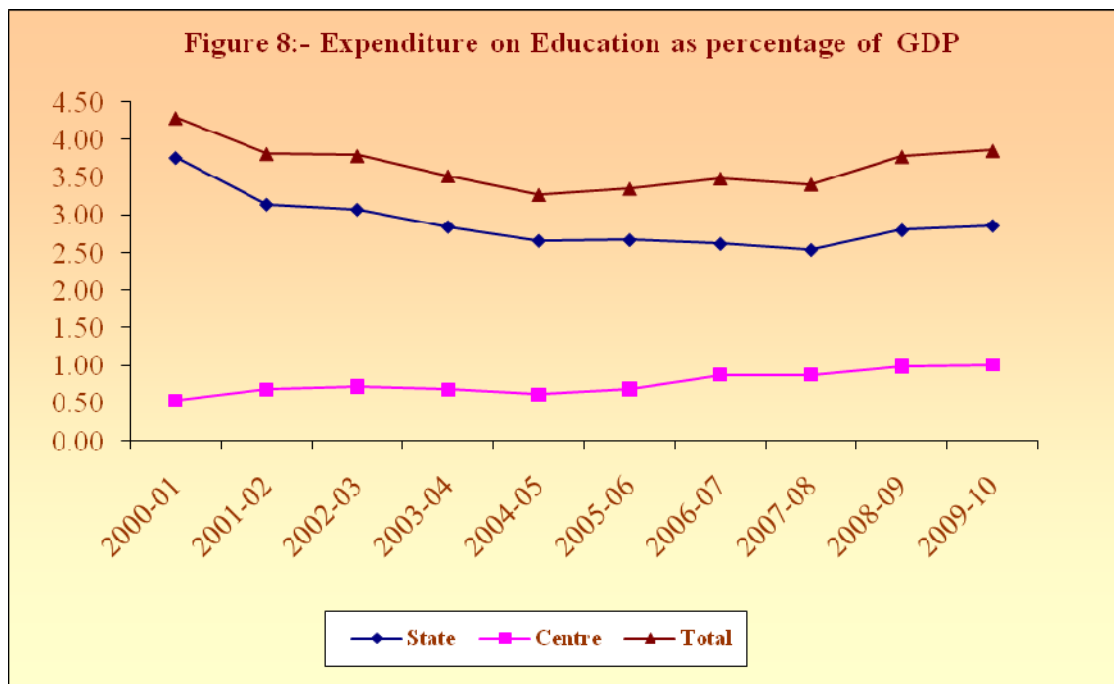


Figure-8 based on Table 5 indicates the year-wise expenditure on education as percentage of National GDP for States, Centre and Total. It may be seen here that total expenditure on education as percentage of GDP was highest (4.28%) in 2000-01 but this level could not be sustained in the following year and comes down to 3.26% in the year 2004-05. After that it again started increasing but at a very slow rate.

If we look at the percentage for Centre and States separately, we found that centre's share showing an increasing trend over the years and gone up from 0.53% in 2000-01 to 1.00% in 2008-09, while state's share has declined from 3.76% in the year 2000-01 to 2.85% in 2009-10.

The total expenditure on the Revenue Account at the all India level during 2009-10 formed 28.67% of the total Gross Domestic Product (GDP) and only 3.17% of the GDP was provided in the budgets of the education departments. When the provision for education for all departments including education departments is taken into account this percentage works out to be 3.85%.

Table - 6 shows the absolute estimated public expenditure and estimated public expenditure on Education as percentage of Gross Domestic Product (GDP) sector wise as well as with the break up of States/UTs. and Center for the year 2007-08(Actual), 2008-09(Revised Estimates) and 2009-10(Budget Estimates). The expenditure on elementary education is about 1.61% of GDP which is maximum among all other sub sectors of education followed by secondary education which is hovering around 0.98% of GDP. Contribution made by adult education (0.01) as percentage of GDP is lowest among all the sub sectors followed by university & Higher Education and Technical education for which it is around 0.91% and 0.34% respectively.

The percentage of total budgeted expenditure of States/UTs to their Gross State Domestic Product is worked out in Table-7.

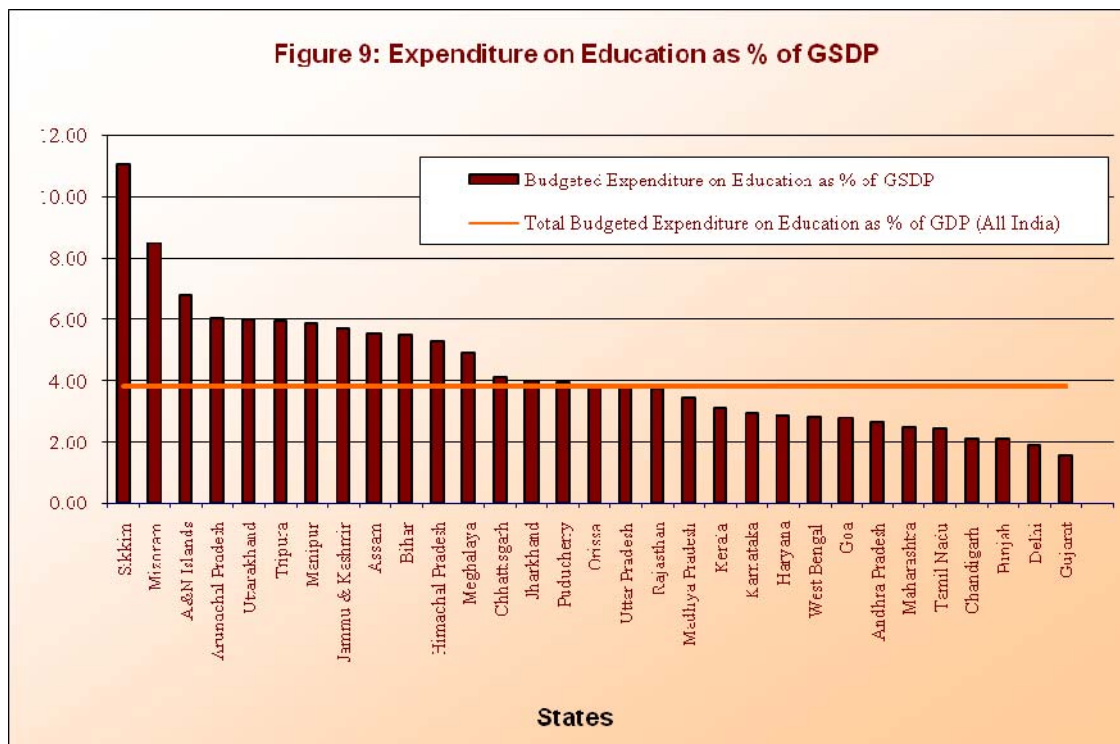


Figure-9 indicates the State-wise relationship between budgeted expenditure on education for all departments on Revenue Account in terms of the Gross State Domestic Product for the available years of various States and Union Territories for the purpose of comparative study. It is observed from the graph that the

percentage of expenditure on education is below the National GDP in respect of the major states such as Delhi, Haryana, Gujarat, Punjab, West Bengal, Goa, Maharashtra, Andhra Pradesh, Orissa, Kerla, Tamil Nadu, Karnataka, Rajasthan, Madhya Pradesh, Uttar Pradesh and Chandigarh.

IV. BUDGETED EXPENDITURE ON EDUCATION (CAPITAL ACCOUNT)

This head accommodates the capital expenditure outside the Revenue Account and loans and advances for all States/UTs and at the centre. Capital expenditure and loans for education are quite meager in comparison with the expenditure under Revenue Account.

Statement (29) in the Appendices indicates the State-wise capital expenditure outside the Revenue Account and loans for education made by the Education Departments of all States/UTs for the year 2007-08 (Actual) which amounted to Rs.1878.08 crore constituting 1.51 of the total capital account outside the Revenue Account. Among States, this percentage is highest in the case of Himachal Pradesh(8.36%) and no provision was made in Jammu & Kashmir and Assam. Among Union Territories, this percentage is in the range of 1.24% for Lakshadweep and 5.36% in Delhi.

During 2007-08 (Actuals), the total loans provided by the Education Departments of all States/UTs amounted to Rs.8.96 crore forming 0.05% of the total loan and advances. None of the Union Territory had provided for loans.

Statement (30) in the Appendices shows the Revised Estimates of capital expenditure on education for all States/UTs in 2008-09 which increased to Rs.3548.48 crore forming 2.17% of the total capital expenditure outside the Revenue Account for all States/UTs. This percentage varies from 0.11% in Meghalaya to 10.29% in Himachal Pradesh. Among Union Territories, the highest percentage is observed in Puducherry 15.62% and the lowest in Andaman & Nicobar Islands 1.90.

Loans and advances for education provided by education departments of all States/UTs amounted to Rs.27.55 crore or 0.13% of the total loans and advances for all States/UTs. Among States, this percentage is highest in the case of Sikkim (88.89%) and lowest in the case of West Bengal (0.01). No provision has been made other than the States of Assam, Goa, Haryana, Madhya Pradesh, Sikkim ,Uttar Pradesh and West Bengal under this head. Among the Union Territories only Delhi had made some provision under this head.

Statement (31) in the Appendices shows State/UT-wise capital expenditure outside the Revenue Account and loans for education provided by the Education Departments for the years 2009-10 (Budget Estimates). The total budgeted capital expenditure outside the Revenue Account proposed for education amounts to Rs.3758.07 crore forming 2.25% of the total capital expenditure outside the Revenue Account for all States/UTs. This percentage is highest in the case of Himachal Pradesh (12.01%) and the lowest in the case of Maharashtra (0.12%). Among Union Territories, it ranged from 1.43% in Andaman & Nicobar Islands to 15.13 % in Puducherry.

A provision of Rs.28.80 crore was made for loans for education by the Education Departments of all States/UTs taken together, constituting 0.16% of the total loans and advances for Education department. The highest percentage is in the case of Sikkim (25.15%) and lowest in the case of West Bengal (0.01%). No provision for loans was made other than the States of Assam, Goa, Haryana, Madhya Pradesh , Orissa ,Sikkim, UP and West Bengal .No provision for loans was made by the Union Territories except Delhi.

Table (8) indicates the State/Union Territory-wise percentage provision for education to the total State budget under the capital account and loans and advances for the year 2007-08 (Actuals), 2008-09(Revised estimates) and 2009-10 (Budget Estimates).

V. BUDGETED EXPENDITURE ON EDUCATION (REVENUE AND CAPITAL ACCOUNT)

Statement (32) in the Appendices gives in summary form the budget provision for education by the Education Departments under all the three accounts i.e. (i) Revenue Account, (ii) capital Account (outside Revenue Account) and (iii) Loans & Advances during the year 2009-10 (BE). The provisions have been indicated separately for each State and Union Territory and for the Centre.

Col. (3) of the Statement indicates the total Revenue Account for the Education Departments Rs.194642.91 crore which comprises Rs. 145544.24 crore for States, Rs.4566.46 crore for Union Territories and Rs. 44532.21 crore for the Centre. According to the State-wise distribution of funds for education by the Education Departments under the Revenue Account, the highest amount of Rs.18964.09 crore is proposed by Maharashtra followed by Uttar Pradesh Rs. 17026.62 crore and West Bengal Rs. 10951.63 crore.

Similarly, under Col.(6), the total capital expenditure on education comes to Rs.3758.07 crore comprising Rs. 3357.94 crore for the State Education Departments, Rs.400.13 crore for the Union Territories Education Departments and Rs. 0.00 crore for the Centre.

A total amount of Rs. 28.80 crore is shown as loans for education under col.(9) comprising for State education Departments and Union Territories Education Departments and the Centre have no provision under this head.

In terms of percentages, 17.44% of the total Revenue Account of all Departments for all States/UTs has been provided for education while 4.96% is proposed for the Centre. The combined percentage of education departments of the States/UTs and the centre to the total budget (Revenue Account) works out to 11.07%.

The percentage provision on the capital account outside the Revenue Account of the Education Departments for all States/UTs works out to 2.25% while for the Centre, it was nil. The combined percentage provision for States/UTs and the Centre is 1.30%.

The share of loans for education by the Education Departments of all States to the total loans and advances is 0.16% and no amount is proposed for the Centre and Union Territories departments.

The combined percentage provision made by the Education Departments of all States/UTs and the Centre on Revenue account, Capital Account and Loans to the total Revenue Account, Capital Account and Loans and Advances works out to 9.60% (14.71% for States/UTs and 4.36% for the centre).

Statement No.33 in the Appendices shows the Total State Budget of all States/UTs and Centre for the year 2007-08 (Actuals), 2008-09 (Revised Estimates) and Budget-Estimates for 2009-10.

VI. METHOD OF ESTIMATION OF SECTOR-WISE EXPENDITURE ON EDUCATION.

In Table-6 the sector-wise Public expenditure for various sectors viz. Elementary Education, Secondary Education, University & Higher Education, Adult Education and Technical Education contains expenditure on these sectors by other departments also included while incorporating the expenditure of other Departments in various sectors, the expenditure incurred by Ministries of Railways, Defence, Labour and Employment, Social Justice & Empowerment, Culture, Tribal Development, Development of North Eastern Region and Department of Women & Child Development mainly goes towards Elementary and Secondary Education sectors and therefore expenditure incurred by these Ministries has been counted towards Elementary & Secondary Education sectors. This expenditure has been thereafter segregated into Elementary and Secondary in the same proportion as that of the expenditure incurred by the Education Department on these two sectors.

Expenditure incurred by the Ministries of Agriculture, Civil Aviation, Finance, Home Affairs, External Affairs, Environment & Forests, Rural Development, Panchayat Raj, Shipping, Road Transport & Highways, Tourism, Urban Development, Water Resources, Youth Affairs & Sports and Consumer Affairs, Food & Public Distribution presumably mainly goes to towards Higher Education sector and therefore expenditure incurred by these Ministries has been counted towards University & Higher Education sector.

Expenditure incurred by the Ministries of Health & Family Welfare, Information & Broadcasting, Power, Science & Technology, Small Scale Industries, Earth Science and Mines goes towards Technical Education sector same as above.

As regard to expenditure incurred by other departments of States, separate ministry wise break up is not available. Therefore to arrive at the sub sector wise expenditure of other departments of States Governments, same ratio has been used as found in case of other departments' expenditure of education at the centre.

The above methodology has been adopted with the approval of Secretary (HE) in file No. 7-1/2008-P&M.

ANALYTICAL TABLES

Table No. (1) - Budgeted Expenditure on Education by Education Department and Other Department

(Rupees in Crores)

| | 2007-08(Actual) | | | 2008-09(R E) | | | 2009-10(B E) | | |
|-----------------------------------|----------------------|------------------|-----------|----------------------|------------------|-----------|----------------------|------------------|-----------|
| | Education Department | Other Department | Total | Education Department | Other Department | Total | Education Department | Other Department | Total |
| 1 | 2 | 3 | 4 | 5 | 6 | 7 | 8 | 9 | 10 |
| Centre | | | | | | | | | |
| Revenue | 26769.75 | 13149.62 | 39919.37 | 38008.11 | 13541.92 | 51550.03 | 44532.21 | 16648.34 | 61180.55 |
| | (4.50) | (2.21) | (6.71) | (4.73) | (1.68) | (6.41) | (4.96) | (1.85) | (6.81) |
| Capital | 0.00 | 0.00 | 0.00 | 0.00 | 0.00 | 0.00 | 0.00 | 0.00 | 0.00 |
| | (0.00) | (0.00) | (0.00) | (0.00) | (0.00) | (0.00) | (0.00) | (0.00) | (0.00) |
| Loans and Advances | 0.00 | 0.00 | 0.00 | 0.00 | 0.00 | 0.00 | 0.00 | 0.00 | 0.00 |
| | (0.00) | (0.00) | (0.00) | (0.00) | (0.00) | (0.00) | (0.00) | (0.00) | (0.00) |
| Total | 26769.75 | 13149.62 | 39919.37 | 38008.11 | 13541.92 | 51550.03 | 44532.21 | 16648.34 | 61180.55 |
| | (3.76) | (1.46) | (5.22) | (4.22) | (1.50) | (5.72) | (4.36) | (1.63) | (5.99) |
| States/UTs | | | | | | | | | |
| Revenue | 98609.88 | 17268.02 | 115877.90 | 123989.91 | 23446.21 | 147436.12 | 150110.70 | 24704.96 | 174815.66 |
| | (16.52) | (2.89) | (19.41) | (16.57) | (3.13) | (19.70) | (17.44) | (2.87) | (20.31) |
| Capital | 1878.08 | 0.00 | 1878.08 | 3548.48 | 0.00 | 3548.48 | 3758.07 | 0.00 | 3758.07 |
| | (1.51) | (0.00) | (1.51) | (2.17) | (0.00) | (2.17) | (2.25) | (0.00) | (2.25) |
| Loans and Advances | 8.96 | 0.00 | 8.96 | 27.55 | 0.00 | 27.55 | 28.80 | 0.00 | 28.80 |
| | (0.05) | (0.00) | (0.05) | (0.13) | (0.00) | (0.13) | (0.16) | (0.00) | (0.16) |
| Total | 100496.92 | 17268.02 | 117764.94 | 127565.94 | 23446.21 | 151012.15 | 153897.57 | 24704.96 | 178602.53 |
| | (13.59) | (2.34) | (15.93) | (13.67) | (2.51) | (16.19) | (14.71) | (2.36) | (17.07) |
| Total(Centre + States/UTs) | | | | | | | | | |
| Revenue | 125379.63 | 30417.64 | 155797.27 | 161998.02 | 36988.13 | 198986.15 | 194642.91 | 41353.30 | 235996.21 |
| | (10.52) | (2.55) | (13.08) | (10.44) | (2.38) | (12.82) | (11.07) | (2.35) | (13.42) |
| Capital | 1878.08 | 0.00 | 1878.08 | 3548.48 | 0.00 | 3548.48 | 3758.07 | 0.00 | 3758.07 |
| | (0.78) | (0.00) | (0.78) | (1.37) | (0.00) | (1.37) | (1.30) | (0.00) | (1.30) |
| Loans and Advances | 8.96 | 0.00 | 8.96 | 27.55 | 0.00 | 27.55 | 28.80 | 0.00 | 28.80 |
| | (0.04) | (0.00) | (0.04) | (0.12) | (0.00) | (0.12) | (0.16) | (0.00) | (0.16) |
| Total | 127266.67 | 30417.64 | 157684.31 | 165574.05 | 36988.13 | 202562.18 | 198429.78 | 41353.30 | 239783.08 |
| | (8.77) | (2.10) | (10.86) | (9.03) | (2.02) | (11.05) | (9.60) | (2.00) | (11.61) |

NOTE---Figures in brackets indicate percentage to total Budget of all Sectors.

Table No. (2) - Budgeted Expenditure (Plan and Non-Plan) by Education and Other Departments (Revenue Account)

(Rupees in Crores)

| | 2007-08(Actual) Expenditure on Education | | | 2008-09(R E) Expenditure on Education | | | 2009-10(B E) Expenditure on Education | | |
|-----------------------------------|---|---------------------|----------------------|--|---------------------|----------------------|--|---------------------|----------------------|
| | Education Department | Other Department | Total | Education Department | Other Department | Total | Education Department | Other Department | Total |
| 1 | 2 | 3 | 4 | 5 | 6 | 7 | 8 | 9 | 10 |
| Centre | | | | | | | | | |
| Plan | 22659.30 (13.05) | 10243.98 (5.90) | 32903.28 (18.95) | 31941.54 (13.22) | 9818.18 (4.06) | 41759.72 (17.28) | 36400.00 (13.07) | 11982.71 (4.30) | 48382.71 (17.38) |
| Non Plan | 4110.45 (0.98) | 2905.64 (0.69) | 7016.09 (1.67) | 6066.57 (1.08) | 3723.74 (0.66) | 9790.31 (1.74) | 8132.21 (1.31) | 4665.63 (0.75) | 12797.84 (2.07) |
| Total | 26769.75 (4.50) | 13149.62 (2.21) | 39919.37 (6.71) | 38008.11 (4.73) | 13541.92 (1.68) | 51550.03 (6.41) | 44532.21 (4.96) | 16648.34 (1.85) | 61180.55 (6.81) |
| States/Uts | | | | | | | | | |
| Plan | 12790.62 (10.74) | 6583.81 (5.53) | 19374.43 (16.27) | 17873.05 (10.21) | 9081.10 (5.19) | 26954.15 (15.39) | 21219.32 (10.97) | 9112.32 (4.71) | 30331.64 (15.68) |
| Non Plan | 85819.26 (17.95) | 10684.21 (2.24) | 96503.47 (20.19) | 106116.86 (18.51) | 14365.11 (2.51) | 120481.97 (21.02) | 128891.38 (19.31) | 15592.64 (2.34) | 144484.02 (21.64) |
| Total | 98609.88 (16.52) | 17268.02 (2.89) | 115877.90 (19.41) | 123989.91 (16.57) | 23446.21 (3.13) | 147436.12 (19.70) | 150110.70 (17.44) | 24704.96 (2.87) | 174815.66 (20.31) |
| Total(Centre + States/Uts) | | | | | | | | | |
| Plan | 35449.92 (12.11) | 16827.79 (5.75) | 52277.71 (17.86) | 49814.59 (11.95) | 18899.28 (4.53) | 68713.87 (16.49) | 57619.32 (12.21) | 21095.03 (4.47) | 78714.35 (16.68) |
| Non Plan | 89929.71 (10.00) | 13589.85 (1.51) | 103519.56 (11.52) | 112183.43 (9.88) | 18088.85 (1.59) | 130272.28 (11.48) | 137023.59 (10.65) | 20258.27 (1.57) | 157281.86 (12.23) |
| Total | 125379.63 (10.52) | 30417.64 (2.55) | 155797.27 (13.08) | 161998.02 (10.44) | 36988.13 (2.38) | 198986.15 (12.82) | 194642.91 (11.07) | 41353.30 (2.35) | 235996.21 (13.42) |

NOTE---Figures in brackets indicate percentage to total Budget of all Sectors.

Table No. (3) - Budgeted Expenditure on Education and Training (Revenue Account)

(Rupees in Crores)

| 1 | 2007-08(Actual) | | | 2008-09(R.E) | | | 2009-10(B.E) | | |
|------------------|--------------------|----------------------|----------------------|--------------------|----------------------|----------------------|--------------------|----------------------|----------------------|
| | Centre 2 | States/Uts 3 | Total 4 | Centre 5 | States/Uts 6 | Total 7 | Centre 8 | States/Uts 9 | Total 10 |
| Education | | | | | | | | | |
| Education Deptts | 26769.75 (4.50) | 98609.88 (16.52) | 125379.63 (10.52) | 38008.11 (4.73) | 123989.91 (16.57) | 161998.02 (10.44) | 44532.21 (4.96) | 150110.70 (17.45) | 194642.91 (11.07) |
| Other Depts | 12372.98 (2.08) | 13950.09 (2.33) | 26323.07 (2.21) | 12383.93 (1.54) | 18871.88 (2.52) | 31255.81 (2.01) | 15382.68 (1.71) | 19712.79 (2.29) | 35095.47 (2.00) |
| Total | 39142.73 (6.58) | 112559.97 (18.85) | 151702.70 (12.73) | 50392.04 (6.27) | 142861.79 (19.09) | 193253.83 (12.45) | 59914.89 (6.68) | 169823.49 (19.72) | 229738.38 (13.07) |
| Training | | | | | | | | | |
| Formal | 601.30 (0.10) | 3245.05 (0.54) | 3846.35 (0.32) | 968.13 (0.12) | 4466.04 (0.60) | 5434.17 (0.35) | 1074.19 (0.12) | 4870.22 (0.57) | 5944.41 (0.34) |
| Informal | 175.34 (0.03) | 72.88 (0.02) | 248.22 (0.02) | 189.86 (0.02) | 108.28 (0.01) | 298.14 (0.02) | 191.47 (0.02) | 121.95 (0.01) | 313.42 (0.02) |
| Total | 776.64 (0.13) | 3317.93 (0.56) | 4094.57 (0.34) | 1157.99 (0.14) | 4574.32 (0.61) | 5732.31 (0.37) | 1265.66 (0.14) | 4992.17 (0.58) | 6257.83 (0.36) |
| Grand Total | 39919.37 (6.71) | 115877.90 (19.41) | 155797.27 (13.08) | 51550.03 (6.41) | 147436.11 (19.70) | 198986.14 (12.82) | 61180.55 (6.81) | 174815.66 (20.31) | 235996.21 (13.42) |

NOTE---Figures in brackets indicate percentage to total Budget of all Sectors.

Table-4 Budgeted Expenditure on Education by Education Department of Centre Government (Revenue Account)

(Rs.in Thousands)

| S.No. | Sub-Sector | Actuals (2007-08) | | | Revised Estimates(2008-09) | | | Budget Estimates(2009-10) | | |
|-------|--------------------------|-------------------|-----------------|------------------|-----------------------------|-----------------|------------------|---------------------------|-----------------|------------------|
| | | Plan | Non-Plan | total | Plan | Non-Plan | total | Plan | Non-Plan | total |
| 1 | 2 | 3 | 4 | 5 | 6 | 7 | 8 | 9 | 10 | 11 |
| 1 | Elementary Education | 177639100 | 57000 | 177696100 | 214673400 | 40500 | 214713900 | 217000100 | 52300 | 217052400 |
| 2 | Secondary Education | 15349600 | 9923300 | 25272900 | 34724900 | 15195700 | 49920600 | 46489900 | 22901500 | 69391400 |
| 3 | Adult Education | 2189200 | 20800 | 2210000 | 2017100 | 29500 | 2046600 | 4510000 | 38300 | 4548300 |
| 4 | TOTAL ELEMENTARY | 195177900 | 10001100 | 205179000 | 251415400 | 15265700 | 266681100 | 268000000 | 22992100 | 290992100 |
| 5 | University Education | 18354800 | 19909382 | 38264182 | 31480100 | 28357300 | 59837400 | 44190000 | 37560100 | 81750100 |
| 6 | Languages | 1500300 | 438400 | 1938700 | 1960200 | 596400 | 2556600 | 1450000 | 666000 | 2116000 |
| 7 | Technical Education | 10667900 | 10152718 | 20820618 | 28852200 | 15469500 | 44321700 | 39020000 | 18900200 | 57920200 |
| 8 | Book Promotion | 80500 | 103000 | 183500 | 100100 | 120600 | 220700 | 130000 | 147000 | 277000 |
| 9 | Planning &Administration | 135000 | 487100 | 622100 | 150600 | 822000 | 972600 | 210000 | 1023600 | 1233600 |
| 10 | Scholarship | 0 | 12800 | 12800 | 346000 | 24200 | 370200 | 1100000 | 23100 | 1123100 |
| 11 | Distance Learning | 676600 | 0 | 676600 | 5110800 | 10000 | 5120800 | 9900000 | 10000 | 9910000 |
| | Total HIGHER | 31415100 | 31103400 | 62518500 | 68000000 | 45400000 | 113400000 | 96000000 | 58330000 | 154330000 |
| | GRAND TOTAL | 226593000 | 41104500 | 267697500 | 319415400 | 60665700 | 380081100 | 364000000 | 81322100 | 445322100 |

Table-4 Budgeted Expenditure on Education by Education Department of Centre Government (Revenue Account)

(Rs.in Thousands)

| S.No. | Sub-Sector | Actuals (2007-08) | | | Revised Estimates(2008-09) | | | Budget Estimates(2009-10) | | |
|-------|---------------------------|-------------------|-----------------|------------------|-----------------------------|-----------------|------------------|---------------------------|-----------------|------------------|
| | | Plan | Non-Plan | total | Plan | Non-Plan | total | Plan | Non-Plan | total |
| 1 | 2 | 3 | 4 | 5 | 6 | 7 | 8 | 9 | 10 | 11 |
| 1 | Elementary Education | 177639100 | 57000 | 177696100 | 214673400 | 40500 | 214713900 | 217000100 | 52300 | 217052400 |
| 2 | Secondary Education | 15349600 | 9923300 | 25272900 | 34724900 | 15195700 | 49920600 | 46489900 | 22901500 | 69391400 |
| 3 | Adult Education | 2189200 | 20800 | 2210000 | 2017100 | 29500 | 2046600 | 4510000 | 38300 | 4548300 |
| 4 | University/DL/Scholarship | 19031400 | 19922182 | 38953582 | 36936900 | 28391500 | 65328400 | 55190000 | 37593200 | 92783200 |
| 5 | Languages | 1500300 | 438400 | 1938700 | 1960200 | 596400 | 2556600 | 1450000 | 666000 | 2116000 |
| 6 | Technical Education | 10667900 | 10152718 | 20820618 | 28852200 | 15469500 | 44321700 | 39020000 | 18900200 | 57920200 |
| 7 | General | 215500 | 590100 | 805600 | 250700 | 942600 | 1193300 | 340000 | 1170600 | 1510600 |
| | TOTAL | 226593000 | 41104500 | 267697500 | 319415400 | 60665700 | 380081100 | 364000000 | 81322100 | 445322100 |

Table-4 Budgeted Expenditure on Education by Education Department of Central Government (Revenue Account)
(Rs in thousands)

| | | Actuals (2007-08) | | | Revised Estimates(2008-09) | | | Budget Estimates(2009-10) | | |
|-------|--|-------------------|--------------|------------------|-----------------------------|--------------|------------------|---------------------------|--------------|------------------|
| | | Plan | Non-Plan | total | Plan | Non-Plan | total | Plan | Non-Plan | total |
| S.No. | 1 | 2 | 3 | 4 | 5 | 6 | 7 | 8 | 9 | 10 |
| | Elementary Education | | | | | | | | | |
| 1 | Teachers Training(Strengthening of Teachers Training Institutions) | 3149500 | 0 | 3149500 | 3073400 | 0 | 3073400 | 5000000 | 0 | 5000000 |
| 2 | Sarva Siksha Abhiyan | 114773900 | 0 | 114773900 | 131000000 | 0 | 131000000 | 131000000 | 0 | 131000000 |
| 3 | Mid Day Meal | 58317200 | 0 | 58317200 | 80000000 | 0 | 80000000 | 80000000 | 0 | 80000000 |
| 4 | National Bal Bhawan Society | 82500 | 57000 | 139500 | 120000 | 40500 | 160500 | 70000 | 52300 | 122300 |
| 5 | Mahila Samakhya(EAP) | 337800 | 0 | 337800 | 380000 | 0 | 380000 | 0 | 0 | 0 |
| 6 | DPEP(EAP) | 978200 | 0 | 978200 | 100000 | 0 | 100000 | 100 | 0 | 100 |
| 7 | Mahila Samakhya(general component) | 0 | 0 | 0 | 0 | 0 | 0 | 380000 | 0 | 380000 |
| 8 | Scheme for providing Quality Education in Madrassas | 0 | 0 | 0 | 0 | 0 | 0 | 500000 | 0 | 500000 |
| 9 | Infrastructure Development In Minority Institution | 0 | 0 | 0 | 0 | | 0 | 50000 | 0 | 50000 |
| | TOTAL Elementary Education | 177639100 | 57000 | 177696100 | 214673400 | 40500 | 214713900 | 217000100 | 52300 | 216502400 |

Table-4 Budgeted Expenditure on Education by Education Department of Central Government (Revenue Account)
(Rs in thousands)

| S.No. | 1 | Actuals (2007-08) | | | Revised Estimates(2008-09) | | | Budget Estimates(2009-10) | | |
|-------|---|-------------------|----------|----------|-----------------------------|----------|----------|---------------------------|----------|----------|
| | | Plan | Non-Plan | total | Plan | Non-Plan | total | Plan | Non-Plan | total |
| | 2 | 3 | 4 | 5 | 6 | 7 | 8 | 9 | 10 | |
| | Secondary Education | | | | | | | | | |
| 1 | NCERT | 290000 | 619500 | 909500 | 211300 | 782100 | 993400 | 400000 | 974100 | 1374100 |
| 2 | KVS | 2500000 | 7140000 | 9640000 | 3000000 | 11510000 | 14510000 | 3000000 | 18128300 | 21128300 |
| 3 | NIOS | 60000 | 0 | 60000 | 150000 | 0 | 150000 | 150000 | 0 | 150000 |
| 4 | Navodaya Vidyalaya Samiti | 9100000 | 1948000 | 11048000 | 12900000 | 2598700 | 15498700 | 13000000 | 3412900 | 16412900 |
| 5 | New Model School | 0 | 0 | 0 | 1500000 | 0 | 1500000 | 0 | 0 | 0 |
| 6 | CTSA | 60000 | 194000 | 254000 | 60000 | 247100 | 307100 | 60000 | 320000 | 380000 |
| 7 | Integrated Edn for Disabled Children-Voluntary Organisation | 759700 | 0 | 759700 | 700000 | 0 | 700000 | 700000 | 0 | 700000 |
| 8 | Information & Communication Technology (ICT)in Schools | 2534600 | 0 | 2534600 | 3000000 | 0 | 3000000 | 3000000 | 0 | 3000000 |
| 9 | Access & Equity | 5400 | 0 | 5400 | 2700 | 0 | 2700 | 100 | 0 | 100 |
| 10 | Setting up of joint Indo Mongolian School at Ulaanbaator,Mongolia | 0 | 0 | 0 | 0 | 0 | 0 | 10000 | 0 | 10000 |
| 11 | Vocationalisation of Education | 0 | 0 | 0 | 70000 | 0 | 70000 | 370000 | 0 | 370000 |
| 12 | Scheme for Universal Access & Quality at the Secondary Stage | 0 | 0 | 0 | 2600000 | 0 | 2600000 | 0 | 0 | 0 |

Table-4 Budgeted Expenditure on Education by Education Department of Central Government (Revenue Account)
(Rs in thousands)

| S.No. | 1 | Actuals (2007-08) | | | Revised Estimates(2008-09) | | | Budget Estimates(2009-10) | | |
|-------|--|-------------------|----------------|-----------------|-----------------------------|-----------------|-----------------|---------------------------|-----------------|-----------------|
| | | Plan | Non-Plan | total | Plan | Non-Plan | total | Plan | Non-Plan | total |
| | | 2 | 3 | 4 | 5 | 6 | 7 | 8 | 9 | 10 |
| 13 | Loans to National Merit Scholarship | 0 | 0 | 0 | 7615400 | 0 | 7615400 | 0 | 0 | 0 |
| 14 | National Scheme for Incentive to the Girl Child for Sec Edn(SUCCESS) | 0 | 0 | 0 | 2505500 | 0 | 2505500 | 500000 | | 500000 |
| 15 | Residential School,Hostels/Girls Hostels | 0 | 0 | 0 | 400000 | 0 | 400000 | 0 | 0 | 0 |
| 16 | National Award to Teachers | 0 | 21800 | 21800 | 0 | 22800 | 22800 | 0 | 26000 | 26000 |
| 17 | Other Programme | 10000 | 0 | 10000 | 10000 | 0 | 10000 | 0 | 0 | 0 |
| 18 | Rashtriya Madhyamic Shiksha Abhiyan | 0 | 0 | 0 | 0 | 0 | 0 | 13539800 | 0 | 13539800 |
| 19 | Setting up of 6000 Model Schools at Block Level | 0 | 0 | 0 | 0 | 0 | 0 | 3500000 | 0 | 3500000 |
| 20 | National Means cum Merit Scholarship for Studying in Class IX-XII | 0 | 0 | 0 | 0 | 0 | 0 | 7500000 | 0 | 7500000 |
| 21 | Scheme for Construction of Girls Hostel for Sec/Hr Sec Schools. | 0 | 0 | 0 | 0 | 0 | 0 | 600000 | 0 | 600000 |
| 22 | Appointment of Language Teachers | 0 | 0 | 0 | 0 | 0 | 0 | 160000 | 0 | 160000 |
| 23 | Secretariat | 29900 | 0 | 29900 | 0 | 35000 | 35000 | 0 | 40200 | 40200 |
| | Total Secondary Education | 15349600 | 9923300 | 25272900 | 34724900 | 15195700 | 49920600 | 46489900 | 22901500 | 69391400 |

Table-4 Budgeted Expenditure on Education by Education Department of Central Government (Revenue Account)
(Rs in thousands)

| S.No. | | Actuals (2007-08) | | | Revised Estimates(2008-09) | | | Budget Estimates(2009-10) | | |
|--|---|-------------------|----------|----------|-----------------------------|----------|----------|---------------------------|----------|----------|
| | | Plan | Non-Plan | total | Plan | Non-Plan | total | Plan | Non-Plan | total |
| 1 | 2 | 3 | 4 | 5 | 6 | 7 | 8 | 9 | 10 | |
| University & Higher Education | | | | | | | | | | |
| 1 | UGC | 18051000 | 19488700 | 37539700 | 31059500 | 27208600 | 58268100 | 43749500 | 34496100 | 78245600 |
| 2 | Establishment of Rural University | 13000 | 5000 | 18000 | 22500 | 10600 | 33100 | 25000 | 12000 | 37000 |
| 3 | AIU | 0 | 2500 | 2500 | 5500 | 3200 | 8700 | 5500 | 3200 | 8700 |
| 4 | Zakir Hussain Memorial College | 0 | 4800 | 4800 | 20000 | 5500 | 25500 | 20000 | 5500 | 25500 |
| 5 | Setting up of Commonwealth University | 0 | 40000 | 40000 | 0 | 40000 | 40000 | 0 | 40000 | 40000 |
| 6 | Shastri Indo-Canadian Institute | 0 | 25000 | 25000 | 0 | 27700 | 27700 | 0 | 27700 | 27700 |
| 7 | IIAS Simla | 22000 | 35900 | 57900 | 30000 | 57900 | 87900 | 30000 | 70600 | 100600 |
| 8 | Financial Assistance to National Research Professors | | 3982 | 3982 | | 5200 | 5200 | 0 | 5200 | 5200 |
| 9 | Project of History of Indian Science,Philosophy & Culture | 0 | 0 | 0 | 17500 | 0 | 17500 | 15000 | 0 | 15000 |
| 10 | National Institute of Studies in Guru Granth Sahib | 0 | 0 | 0 | 0 | 0 | 0 | 19000 | 0 | 19000 |

Table-4 Budgeted Expenditure on Education by Education Department of Central Government (Revenue Account)
(Rs in thousands)

| S.No. | 1 | Actuals (2007-08) | | | Revised Estimates(2008-09) | | | Budget Estimates(2009-10) | | |
|-------|--|-------------------|-----------------|-----------------|-----------------------------|-----------------|-----------------|---------------------------|-----------------|-----------------|
| | | Plan | Non-Plan | total | Plan | Non-Plan | total | Plan | Non-Plan | total |
| | | 2 | 3 | 4 | 5 | 6 | 7 | 8 | 9 | 10 |
| 11 | Education Loan Interest Subsidy | 0 | 0 | 0 | 100 | 0 | 100 | 1000 | 0 | 1000 |
| 12 | ICSSR | 187200 | 212000 | 399200 | 250000 | 280200 | 530200 | 250000 | 260000 | 510000 |
| 13 | ICHR | 40000 | 52500 | 92500 | 45000 | 79200 | 124200 | 45000 | 94600 | 139600 |
| 14 | ICPR | 19100 | 25000 | 44100 | 30000 | 31000 | 61000 | 30000 | 33000 | 63000 |
| 15 | Others | 22500 | 0 | 22500 | 0 | 100 | 100 | 0 | 100 | 100 |
| 16 | Improvement in Salary Scale of University/College Teachers | 0 | 0 | 0 | 0 | 595400 | 595400 | 0 | 2500100 | 2500100 |
| 17 | Refund of Income Tax | 0 | 14000 | 14000 | 0 | 12700 | 12700 | 0 | 12000 | 12000 |
| 18 | Assistance to Central University | 0 | 0 | 0 | 0 | 0 | 0 | 0 | 0 | 0 |
| 19 | Deemed University Promoted by Central University | 0 | 0 | 0 | 0 | 0 | 0 | 0 | 0 | 0 |
| 20 | National Council of Rural Institute,Hyderabad | 0 | 0 | 0 | 0 | 0 | 0 | 0 | 0 | 0 |
| | TOTAL University & Higher Education | 18354800 | 19909382 | 38264182 | 31480100 | 28357300 | 59837400 | 44190000 | 37560100 | 81750100 |

Table-4 Budgeted Expenditure on Education by Education Department of Central Government (Revenue Account)
(Rs in thousands)

| S.No. | 1 | Actuals (2007-08) | | | Revised Estimates(2008-09) | | | Budget Estimates(2009-10) | | |
|-------|--|-------------------|----------|--------|-----------------------------|----------|--------|---------------------------|----------|--------|
| | | Plan | Non-Plan | total | Plan | Non-Plan | total | Plan | Non-Plan | total |
| | 2 | 3 | 4 | 5 | 6 | 7 | 8 | 9 | 10 | |
| | Language Development | | | | | | | | | |
| 1 | Directorate of Hindi | 86800 | 58100 | 144900 | 88200 | 91700 | 179900 | 100000 | 110500 | 210500 |
| 2 | Grants to Hindi Shiksha Mandal Agra(KHS) | 60000 | 82000 | 142000 | 55600 | 102800 | 158400 | 75000 | 125000 | 200000 |
| 3 | Education in Human Values | 28500 | 0 | 28500 | 19720 | 0 | 19720 | 30000 | 0 | 30000 |
| 4 | Area Intensive and Madarsa Modernisation programme | 449500 | 0 | 449500 | 750000 | 0 | 750000 | 0 | 0 | 0 |
| 5 | National Council For Promotion Of Urdu | 174000 | 0 | 174000 | 174780 | 0 | 174780 | 190000 | 0 | 190000 |
| 6 | Commission for Scientific & Technical Terminology | 31600 | 15500 | 47100 | 41800 | 25500 | 67300 | 50000 | 28500 | 78500 |
| 7 | Central Institute of Indian Languages Mysore | 149500 | 75800 | 225300 | 269100 | 96500 | 365600 | 350000 | 101300 | 451300 |
| 8 | Appointment of Language Teacher | 80000 | 0 | 80000 | 50000 | 0 | 50000 | 0 | 0 | 0 |
| 9 | CIEFL | 9000 | 0 | 9000 | 0 | 0 | 0 | 0 | 0 | 0 |
| 10 | Promotion of Sindhi Language | 17000 | 0 | 17000 | 6000 | 0 | 6000 | 15000 | 0 | 15000 |

Table-4 Budgeted Expenditure on Education by Education Department of Central Government (Revenue Account)
(Rs in thousands)

| | | Actuals (2007-08) | | | Revised Estimates(2008-09) | | | Budget Estimates(2009-10) | | |
|-------|--|-------------------|---------------|----------------|-----------------------------|---------------|----------------|---------------------------|---------------|----------------|
| | | Plan | Non-Plan | total | Plan | Non-Plan | total | Plan | Non-Plan | total |
| S.No. | 1 | 2 | 3 | 4 | 5 | 6 | 7 | 8 | 9 | 10 |
| 11 | Development of Tamil Language | 39900 | 0 | 39900 | 45000 | 0 | 45000 | 150000 | 0 | 150000 |
| 12 | Rashtriya Sanskrit Sansthan | 322500 | 199500 | 522000 | 350000 | 272400 | 622400 | 370000 | 293200 | 663200 |
| 13 | Maharishi Sandipani Rashtriya Ved Vidya Pratisthan | 52000 | 0 | 52000 | 110000 | 0 | 110000 | 120000 | 0 | 120000 |
| 14 | Promotion of Modern Indian Languages& Literature | 0 | 7500 | 7500 | 0 | 7500 | 7500 | 0 | 7500 | 7500 |
| | TOTAL Language Development | 1500300 | 438400 | 1938700 | 1960200 | 596400 | 2556600 | 1450000 | 666000 | 2116000 |
| | Book Promotion | | | | | | | | | |
| 1 | National Book Trust | 80500 | 103000 | 183500 | 80000 | 120600 | 200600 | 100000 | 147000 | 247000 |
| 2 | Intellectual Property Education,Research & Public Outreach | 0 | 0 | 0 | 20100 | 0 | 20100 | 30000 | 0 | 30000 |
| | TOTAL Book Promotion | 80500 | 103000 | 183500 | 100100 | 120600 | 220700 | 130000 | 147000 | 277000 |

Table-4 Budgeted Expenditure on Education by Education Department of Central Government (Revenue Account)
(Rs in thousands)

| | | Actuals (2007-08) | | | Revised Estimates(2008-09) | | | Budget Estimates(2009-10) | | |
|-------|--|-------------------|---------------|---------------|-----------------------------|---------------|---------------|---------------------------|----------------|----------------|
| | | Plan | Non-Plan | total | Plan | Non-Plan | total | Plan | Non-Plan | total |
| S.No. | 1 | 2 | 3 | 4 | 5 | 6 | 7 | 8 | 9 | 10 |
| | Planning & Administration | | | | | | | | | |
| 1 | Auroville Management | 36700 | 10800 | 47500 | 57000 | 12700 | 69700 | 62000 | 15600 | 77600 |
| 2 | Strengthening of External Academic Relation | 900 | 0 | 900 | 1000 | 0 | 1000 | 2000 | 0 | 2000 |
| 3 | UNESCO related Activities | 15000 | 79700 | 94700 | 2500 | 94900 | 97400 | 15000 | 102500 | 117500 |
| 4 | Expansion of Maison de Linde (MDL) in Paris | 0 | 0 | 0 | 0 | 0 | 0 | 1000 | 0 | 1000 |
| 5 | NEUPA | 75600 | 28400 | 104000 | 65100 | 66800 | 131900 | 100000 | 81400 | 181400 |
| 6 | Scheme of Studies ,Seminars/Evaluation etc | 0 | 0 | 0 | 0 | 0 | 0 | 0 | 0 | 0 |
| 7 | NNMME | 0 | 0 | 0 | 0 | 0 | 0 | 0 | 2600 | 2600 |
| 8 | National Commission for Minority Education Institutions | 0 | 19500 | 19500 | 0 | 22600 | 22600 | 0 | 24000 | 24000 |
| 9 | Measures towards IT applicantions (incl of Rs 50 Lakh for strengthening of Statistical System) | 6800 | 3200 | 10000 | 25000 | 59400 | 84400 | 30000 | 64600 | 94600 |
| 10 | Secretariat | 0 | 345500 | 345500 | 0 | 565600 | 565600 | 0 | 732900 | 732900 |
| | TOTAL (Planning & Administration) | 135000 | 487100 | 622100 | 150600 | 822000 | 972600 | 210000 | 1023600 | 1233600 |

Table-4 Budgeted Expenditure on Education by Education Department of Central Government (Revenue Account)
(Rs in thousands)

| S.No. | 1 | Actuals (2007-08) | | | Revised Estimates(2008-09) | | | Budget Estimates(2009-10) | | |
|--------------------------|--|-------------------|--------------|---------------|-----------------------------|--------------|----------------|---------------------------|--------------|----------------|
| | | Plan | Non-Plan | total | Plan | Non-Plan | total | Plan | Non-Plan | total |
| | | 2 | 3 | 4 | 5 | 6 | 7 | 8 | 9 | 10 |
| Scholarship | | | | | | | | | | |
| 1 | Scholarship to Students from Non Hindi Speaking Area | 0 | 4700 | 4700 | 0 | 15000 | 15000 | 0 | 15000 | 15000 |
| 2 | Scholarship to Indian Students going Abroad | 0 | 7600 | 7600 | 0 | 9000 | 9000 | 0 | 7000 | 7000 |
| 3 | Scholarship for College/University students | 0 | 0 | 0 | 346000 | 0 | 346000 | 1100000 | 0 | 1100000 |
| 4 | National Loan Scholarship | 0 | 0 | 0 | 0 | 200 | 200 | 0 | 200 | 200 |
| 5 | Other Charges | 0 | 500 | 500 | 0 | 0 | 0 | 0 | 900 | 900 |
| | TOTAL Scholarship | 0 | 12800 | 12800 | 346000 | 24200 | 370200 | 1100000 | 23100 | 1123100 |
| Distance Learning | | | | | | | | | | |
| 1 | IGNOU | 676600 | 0 | 676600 | 460000 | 10000 | 470000 | 500000 | 10000 | 510000 |
| 2 | National Mission in Education through ICT | 0 | 0 | 0 | 4186400 | 0 | 4186400 | 9000000 | 0 | 9000000 |
| 3 | State Open University | 0 | 0 | 0 | 464400 | 0 | 464400 | 400000 | 0 | 400000 |
| | Total Distance Learning | 676600 | 0 | 676600 | 5110800 | 10000 | 5120800 | 9900000 | 10000 | 9910000 |

Table-4 Budgeted Expenditure on Education by Education Department of Central Government (Revenue Account)
(Rs in thousands)

| S.No. | 1 | Actuals (2007-08) | | | Revised Estimates(2008-09) | | | Budget Estimates(2009-10) | | |
|-------|--|-------------------|----------|---------|-----------------------------|----------|----------|---------------------------|----------|----------|
| | | Plan | Non-Plan | total | Plan | Non-Plan | total | Plan | Non-Plan | total |
| | 2 | 3 | 4 | 5 | 6 | 7 | 8 | 9 | 10 | |
| | Technical Education | | | | | | | | | |
| 1 | AICTE | 3274100 | 2630000 | 5904100 | 1969700 | 100 | 1969800 | 2000000 | 10000 | 2010000 |
| 2 | NIT | 0 | 0 | 0 | 7975400 | 4020000 | 11995400 | 8630000 | 5239000 | 13869000 |
| 3 | NITTTRs | 147000 | 167200 | 314200 | 270000 | 260000 | 530000 | 300000 | 485200 | 785200 |
| 4 | Programme for Apprenticeship Training-Scholarship & Stipends | 187500 | 133000 | 320500 | 351500 | 140000 | 491500 | 377500 | 182200 | 559700 |
| 5 | Board of Apprenticeship Training Bombay, Calcutta, Kanpur & Madras | 20000 | 40000 | 60000 | 20000 | 61900 | 81900 | 22500 | 71000 | 93500 |
| 6 | IIS Bangalore | 400000 | 860000 | 1260000 | 750000 | 1340000 | 2090000 | 750000 | 1490000 | 2240000 |
| 7 | Polytechnic | 11800 | 0 | 11800 | 1241000 | 0 | 1241000 | 7515000 | 0 | 7515000 |
| 8 | Polytechnic for Disabled | 21700 | 0 | 21700 | 40000 | 0 | 40000 | 40000 | 0 | 40000 |
| 9 | IIT | 4040000 | 4900000 | 8940000 | 10341400 | 7913900 | 18255300 | 8000000 | 9195700 | 17195700 |
| 10 | IIM (Including Shillong) | 455000 | 422000 | 877000 | 959500 | 300900 | 1260400 | 980000 | 427100 | 1407100 |
| 11 | National Institute of Industrial Engineering Mumbai | 220000 | 127600 | 347600 | 290000 | 189000 | 479000 | 370000 | 330000 | 700000 |
| 12 | National Institute of Foundry & Forge Technology Ranchi | 40000 | 81000 | 121000 | 119600 | 101500 | 221100 | 100000 | 85700 | 185700 |

Table-4 Budgeted Expenditure on Education by Education Department of Central Government (Revenue Account)
(Rs in thousands)

| S.No. | 1 | Actuals (2007-08) | | | Revised Estimates(2008-09) | | | Budget Estimates(2009-10) | | |
|-------|---|-------------------|----------|--------|-----------------------------|----------|---------|---------------------------|----------|---------|
| | | Plan | Non-Plan | total | Plan | Non-Plan | total | Plan | Non-Plan | total |
| | | 2 | 3 | 4 | 5 | 6 | 7 | 8 | 9 | 10 |
| 13 | School of Planning & Architechture | 40000 | 60000 | 100000 | 74700 | 89400 | 164100 | 80000 | 110400 | 190400 |
| 14 | Sant Longowal Institute of Engineering & Technology | 15000 | 72500 | 87500 | 155000 | 147500 | 302500 | 150000 | 189700 | 339700 |
| 15 | IIIT Allahabad | 220000 | 60000 | 280000 | 450800 | 101700 | 552500 | 480000 | 72500 | 552500 |
| 16 | Indian School of Mines ,Dhanbad | 321400 | 171300 | 492700 | 782000 | 280000 | 1062000 | 850000 | 430000 | 1280000 |
| 17 | IIITM Gwalior | 60000 | 52000 | 112000 | 165600 | 74900 | 240500 | 180000 | 68000 | 248000 |
| 18 | Support to New & Emerging Technology Areas | 0 | 0 | 0 | 100 | 0 | 100 | 10000 | 0 | 10000 |
| 19 | Support to Distance Education Web based Learning | 0 | 0 | 0 | 100 | 0 | 100 | 0 | 0 | 0 |
| 20 | INDEST/Indian Nat Digi Lib in Eng Sci & Tech Consortium | 0 | 250000 | 250000 | | 250000 | 250000 | 0 | 250000 | 250000 |
| 21 | IIIT, Desigh & Manufacturing at Kanchipuram | 20000 | 0 | 20000 | 20000 | 0 | 20000 | 50000 | 0 | 50000 |
| 22 | IIIT at Jabalpur | 110000 | 0 | 110000 | 239200 | 0 | 239200 | 260000 | 0 | 260000 |
| 23 | CIT Kokrajhar | 81000 | 0 | 81000 | 100000 | 0 | 100000 | 100000 | 0 | 100000 |
| 24 | Setting up of New IIT | 0 | 0 | 0 | 600000 | 0 | 600000 | 4000000 | 0 | 4000000 |

Table-4 Budgeted Expenditure on Education by Education Department of Central Government (Revenue Account)
(Rs in thousands)

| S.No. | 1 | Actuals (2007-08) | | | Revised Estimates(2008-09) | | | Budget Estimates(2009-10) | | |
|-------|---|-------------------|-----------------|-----------------|-----------------------------|-----------------|-----------------|---------------------------|-----------------|-----------------|
| | | Plan | Non-Plan | total | Plan | Non-Plan | total | Plan | Non-Plan | total |
| | | 2 | 3 | 4 | 5 | 6 | 7 | 8 | 9 | 10 |
| 25 | Setting up of New SPA | 0 | 0 | 0 | 70000 | 0 | 70000 | 200000 | 0 | 200000 |
| 26 | IISER | 600000 | 0 | 600000 | 1750000 | 0 | 1750000 | 2150000 | 0 | 2150000 |
| 27 | Setting up of New IIT | 0 | 0 | 0 | 200 | 0 | 200 | 600000 | 0 | 600000 |
| 28 | Setting up of New IIMs | 0 | 0 | 0 | 1200 | 0 | 1200 | 200000 | 0 | 200000 |
| 29 | Setting up of New NIT | 0 | 0 | 0 | 10000 | 0 | 10000 | 500000 | 0 | 500000 |
| 30 | Setting up of New Workers Technical University | 2800 | 0 | 2800 | 0 | 0 | 0 | 10000 | 0 | 10000 |
| 31 | International Technical Cooperation | 0 | 0 | 0 | 5000 | 100 | 5100 | 5000 | 100 | 5100 |
| 32 | Tech Edn Quality Improvement Project of GOI(EAP) | 272100 | 0 | 272100 | 30000 | 0 | 30000 | 30000 | 0 | 30000 |
| 33 | NERIST Itanagar | 100000 | 125000 | 225000 | 70000 | 195000 | 265000 | 70000 | 260000 | 330000 |
| 34 | Establishment of 50 Centres for Training & Research in Frontier Areas | 0 | 0 | 0 | 200 | 0 | 200 | 10000 | 0 | 10000 |
| 35 | Asian Institute of Technology Bangkok | 0 | 1118 | 1118 | 0 | 3600 | 3600 | 0 | 3600 | 3600 |
| 36 | Payment of Professionals & Special Services | 8500 | 0 | 8500 | 0 | 0 | 0 | 0 | 0 | 0 |
| | TOTAL Technical Education. | 10667900 | 10152718 | 20820618 | 28852200 | 15469500 | 44321700 | 39020000 | 18900200 | 57920200 |

Table-4 Budgeted Expenditure on Education by Education Department of Central Government (Revenue Account)
(Rs in thousands)

| S.No. | 1 | Actuals (2007-08) | | | Revised Estimates(2008-09) | | | Budget Estimates(2009-10) | | |
|-------|--|-------------------|--------------|----------------|-----------------------------|--------------|----------------|---------------------------|--------------|----------------|
| | | Plan | Non-Plan | total | Plan | Non-Plan | total | Plan | Non-Plan | total |
| | 2 | 3 | 4 | 5 | 6 | 7 | 8 | 9 | 10 | |
| | ADULT EDUCATION | | | | | | | | | |
| 1 | Directorate of Adult Education | 50200 | 17500 | 67700 | 120000 | 24100 | 144100 | 120000 | 31800 | 151800 |
| 2 | Support to NGO in the field of Adult Education | 635700 | 0 | 635700 | 897100 | 0 | 897100 | 1215800 | 0 | 1215800 |
| 3 | Jan Shikshan Sansthan Delhi | 0 | 3300 | 3300 | 0 | 4800 | 4800 | 0 | 5800 | 5800 |
| 4 | National Literacy Mission | 22200 | 0 | 22200 | 0 | 600 | 600 | 24200 | 700 | 24900 |
| 5 | Adult Education & Skill Development Scheme | 1481100 | 0 | 1481100 | 1000000 | 0 | 1000000 | 0 | 0 | 0 |
| 6 | Literacy Programme for 35+ age Groups | 0 | 0 | 0 | 0 | 0 | 0 | 3150000 | 0 | 3150000 |
| | Total Adult Education | 2189200 | 20800 | 2210000 | 2017100 | 29500 | 2046600 | 4510000 | 38300 | 4548300 |

Table-4 Budgeted Expenditure on Education by Education Department of Central Government (Revenue Account)
(Rs in thousands)

| | | Actuals (2007-08) | | | Revised Estimates(2008-09) | | | Budget Estimates(2009-10) | | |
|-------|--------------------------|-------------------|-----------------|------------------|-----------------------------|-----------------|------------------|---------------------------|-----------------|------------------|
| | | Plan | Non-Plan | total | Plan | Non-Plan | total | Plan | Non-Plan | total |
| S.No. | 1 | 2 | 3 | 4 | 5 | 6 | 7 | 8 | 9 | 10 |
| 1 | Elementary Education | 177639100 | 57000 | 177696100 | 214673400 | 40500 | 214713900 | 217000100 | 52300 | 217052400 |
| 2 | Secondary Education | 15349600 | 9923300 | 25272900 | 34724900 | 15195700 | 49920600 | 46489900 | 22901500 | 69391400 |
| 3 | University Education | 18354800 | 19909382 | 38264182 | 31480100 | 28357300 | 59837400 | 44190000 | 37560100 | 81750100 |
| 4 | Adult Education | 2189200 | 20800 | 2210000 | 2017100 | 29500 | 2046600 | 4510000 | 38300 | 4548300 |
| 5 | Language Development | 1500300 | 438400 | 1938700 | 1960200 | 596400 | 2556600 | 1450000 | 666000 | 2116000 |
| 6 | Technical Education | 10667900 | 10152718 | 20820618 | 28852200 | 15469500 | 44321700 | 39020000 | 18900200 | 57920200 |
| 7 | Book Promotion | 80500 | 103000 | 183500 | 100100 | 120600 | 220700 | 130000 | 147000 | 277000 |
| 8 | Planning &Administration | 135000 | 487100 | 622100 | 150600 | 822000 | 972600 | 210000 | 1023600 | 1233600 |
| 9 | Scholarship | 0 | 12800 | 12800 | 346000 | 24200 | 370200 | 1100000 | 23100 | 1123100 |
| 10 | Distance Learning | 676600 | 0 | 676600 | 5110800 | 10000 | 5120800 | 9900000 | 10000 | 9910000 |
| 12 | TOTAL | 226593000 | 41104500 | 267697500 | 319415400 | 60665700 | 380081100 | 364000000 | 81322100 | 445322100 |

Table-4 Budgeted Expenditure on Education by Education Department of Central Government (Revenue Account)
(Rs in thousands)

| | | Actuals (2007-08) | | | Revised Estimates(2008-09) | | | Budget Estimates(2009-10) | | |
|-------|---------------------------------------|-------------------|-----------------|------------------|-----------------------------|-----------------|------------------|---------------------------|-----------------|------------------|
| | | Plan | Non-Plan | total | Plan | Non-Plan | total | Plan | Non-Plan | total |
| S.No. | 1 | 2 | 3 | 4 | 5 | 6 | 7 | 8 | 9 | 10 |
| 1 | Elementary Education | 177639100 | 57000 | 177696100 | 214673400 | 40500 | 214713900 | 217000100 | 52300 | 217052400 |
| 2 | Secondary Education | 15349600 | 9923300 | 25272900 | 34724900 | 15195700 | 49920600 | 46489900 | 22901500 | 69391400 |
| 3 | Adult Education | 2189200 | 20800 | 2210000 | 2017100 | 29500 | 2046600 | 4510000 | 38300 | 4548300 |
| | TOTAL Elementary Education | 195177900 | 10001100 | 205179000 | 251415400 | 15265700 | 266681100 | 268000000 | 22992100 | 290992100 |
| 4 | University Education | 18354800 | 19909382 | 38264182 | 31480100 | 28357300 | 59837400 | 44190000 | 37560100 | 81750100 |
| 5 | Language Development | 1500300 | 438400 | 1938700 | 1960200 | 596400 | 2556600 | 1450000 | 666000 | 2116000 |
| 6 | Technical Education | 10667900 | 10152718 | 20820618 | 28852200 | 15469500 | 44321700 | 39020000 | 18900200 | 57920200 |
| 7 | Book Promotion | 80500 | 103000 | 183500 | 100100 | 120600 | 220700 | 130000 | 147000 | 277000 |
| 8 | Planning & Administration | 135000 | 487100 | 622100 | 150600 | 822000 | 972600 | 210000 | 1023600 | 1233600 |
| 9 | Scholarship | 0 | 12800 | 12800 | 346000 | 24200 | 370200 | 1100000 | 23100 | 1123100 |
| 10 | Distance Learning | 676600 | 0 | 676600 | 5110800 | 10000 | 5120800 | 9900000 | 10000 | 9910000 |
| | TOTAL Higher Education | 31415100 | 31103400 | 62518500 | 68000000 | 45400000 | 113400000 | 96000000 | 58330000 | 154330000 |
| | GRAND TOTAL(Elementary+Higher) | 226593000 | 41104500 | 267697500 | 319415400 | 60665700 | 380081100 | 364000000 | 81322100 | 445322100 |

Table-4 Budgeted Expenditure on Education by Education Department of Central Government (Revenue Account)
(Rs in thousands)

| | | Actuals (2007-08) | | | Revised Estimates(2008-09) | | | Budget Estimates(2009-10) | | |
|-------|---------------------------|-------------------|-----------------|------------------|-----------------------------|-----------------|------------------|---------------------------|-----------------|------------------|
| | | Plan | Non-Plan | total | Plan | Non-Plan | total | Plan | Non-Plan | total |
| S.No. | 1 | 2 | 3 | 4 | 5 | 6 | 7 | 8 | 9 | 10 |
| 1 | Elementary Education | 177639100 | 57000 | 177696100 | 214673400 | 40500 | 214713900 | 217000100 | 52300 | 217052400 |
| 2 | Secondary Education | 15349600 | 9923300 | 25272900 | 34724900 | 15195700 | 49920600 | 46489900 | 22901500 | 69391400 |
| 3 | Adult Education | 2189200 | 20800 | 2210000 | 2017100 | 29500 | 2046600 | 4510000 | 38300 | 4548300 |
| 4 | University/DL/Scholarship | 19031400 | 19922182 | 38953582 | 36936900 | 28391500 | 65328400 | 55190000 | 37593200 | 92783200 |
| 5 | Language Development | 1500300 | 438400 | 1938700 | 1960200 | 596400 | 2556600 | 1450000 | 666000 | 2116000 |
| 6 | Technical Education | 10667900 | 10152718 | 20820618 | 28852200 | 15469500 | 44321700 | 39020000 | 18900200 | 57920200 |
| 7 | General | 215500 | 590100 | 805600 | 250700 | 942600 | 1193300 | 340000 | 1170600 | 1510600 |
| 8 | TOTAL | 226593000 | 41104500 | 267697500 | 319415400 | 60665700 | 380081100 | 364000000 | 81322100 | 445322100 |

Table No. (5) - Statement Indicating the Public Expenditure on Education as percentage of GDP

| S.No. | Year | G D P at current prices (at factor cost) (Rs. in crore) | Total Expenditure on Education by Education Department (Rs. in crore) | | | | | | Total Expenditure on Education by Education & Other Department (Rs. in crore) | | | | | |
|-------|--------------|--|---|----------|---------------|--------------------|--------------------|-----------------------------|---|----------|---------------|--------------------|--------------------|-------------------------------|
| | | | States | Centre | States+Centre | States as %age GDP | Centre as %age GDP | (States+Centre) as %age GDP | States | Centre | States+Centre | States as %age GDP | Centre as %age GDP | (States+Centre) as %age G D P |
| 1 | 2 | 3 | 4 | 5 | 6 | 7 | 8 | 9 | 10 | 11 | 12 | 13 | 14 | 15 |
| 1 | 1999-2000 | 1786525 | 53948.84 | 7332.62 | 61281.46 | 3.02 | 0.41 | 3.43 | 63909.23 | 10906.86 | 74816.09 | 3.58 | 0.61 | 4.19 |
| 2 | 2000-01 | 1925017 | 54572.84 | 7925.25 | 62498.09 | 2.83 | 0.41 | 3.25 | 72290.53 | 10195.95 | 82486.48 | 3.76 | 0.53 | 4.28 |
| 3 | 2001-02 | 2097726 | 56810.73 | 8036.98 | 64847.71 | 2.71 | 0.38 | 3.09 | 65746.19 | 14119.52 | 79865.71 | 3.13 | 0.67 | 3.81 |
| 4 | 2002-03 | 2261415 | 59472.29 | 9089.25 | 68561.54 | 2.63 | 0.40 | 3.03 | 69350.7 | 16156.63 | 85507.33 | 3.07 | 0.71 | 3.78 |
| 5 | 2003-04 | 2538170 | 62867.46 | 10177.47 | 73044.93 | 2.48 | 0.40 | 2.88 | 71978.28 | 17100.97 | 89079.25 | 2.84 | 0.67 | 3.51 |
| 6 | 2004-05 | 2971464 | 68169.62 | 13111.23 | 81280.85 | 2.29 | 0.44 | 2.73 | 78668.14 | 18025.96 | 96694.1 | 2.65 | 0.61 | 3.26 |
| 7 | 2005-06 | 3389621 | 76660.54 | 17823.16 | 94483.7 | 2.26 | 0.53 | 2.79 | 90018.94 | 23209.77 | 113228.71 | 2.66 | 0.68 | 3.34 |
| 8 | 2006-07 | 3952241 | 86466.89 | 23873.47 | 110340.36 | 2.19 | 0.60 | 2.79 | 103147.47 | 34236.52 | 137383.99 | 2.61 | 0.87 | 3.48 |
| 9 | 2007-08 | 4581422 | 98609.88 | 26769.75 | 125379.63 | 2.15 | 0.58 | 2.74 | 115877.9 | 39919.37 | 155797.27 | 2.53 | 0.87 | 3.40 |
| 10 | 2008-09 (RE) | 5282086 | 123989.91 | 38008.11 | 161998.02 | 2.35 | 0.72 | 3.07 | 147436.12 | 51550.03 | 198986.15 | 2.79 | 0.98 | 3.77 |
| 11 | 2009-10 (BE) | 6133230 | 150110.7 | 44532.21 | 194642.91 | 2.45 | 0.73 | 3.17 | 174815.66 | 61180.55 | 235996.21 | 2.85 | 1.00 | 3.85 |

p= provisional estimates

RE = Revised Estimates

BE = Budgeted Expenditure

Note:- GDP figures are on the base year 1999-00 series.From 2004-05onwards GDP figures are on the base year 2004-05 Series

Source :- GDP figures are taken from National Accounts Statistics 2011 published by C S O.

Table 6: Statement indicating Public expenditure on Education as percentage of GDP Sector-wise (Estimated)

| SNo. | Sector | Expenditure (Rs in crore) | | | Expenditure(As % of GDP) | | |
|--|-------------------------------|---------------------------|-----------------|------------------|---------------------------|-------------|-------------|
| | | States/Uts | Centre | Total | States/Uts | Centre | Total |
| Year 2007-08(Actual) GDP :- Rs. 4581422 crore(Provisional) | | | | | | | |
| 1 | Elementary Education | 51403.56 | 18122.68 | 69526.25 | 1.12 | 0.40 | 1.52 |
| 2 | Secondary Education | 33228.43 | 2577.51 | 35805.94 | 0.73 | 0.06 | 0.78 |
| 3 | University & Higher Education | 24373.34 | 13761.93 | 38135.27 | 0.53 | 0.30 | 0.83 |
| 4 | Adlut Education | 155.16 | 221.00 | 376.16 | 0.00 | 0.00 | 0.01 |
| 5 | Technical Education | 6717.41 | 5236.25 | 11953.65 | 0.15 | 0.11 | 0.26 |
| Total (Education) | | 115877.90 | 39919.37 | 155797.27 | 2.53 | 0.87 | 3.40 |
| Year 2008-09(RE) GDP :- Rs. 5282086 crore(quick estimates) | | | | | | | |
| 1 | Elementary Education | 64833.28 | 21942.84 | 86776.12 | 1.23 | 0.42 | 1.64 |
| 2 | Secondary Education | 41759.74 | 5101.67 | 46861.41 | 0.79 | 0.10 | 0.89 |
| 3 | University & Higher Education | 31233.42 | 16369.37 | 47602.79 | 0.59 | 0.31 | 0.90 |
| 4 | Adlut Education | 262.54 | 204.66 | 467.20 | 0.00 | 0.00 | 0.01 |
| 5 | Technical Education | 9347.13 | 7931.49 | 17278.62 | 0.18 | 0.15 | 0.33 |
| Total (Education) | | 147436.11 | 51550.03 | 198986.14 | 2.79 | 0.98 | 3.77 |
| Year 2009-10(BE) GDP :- Rs. 6133230 crore(advance estimates) | | | | | | | |
| 1 | Elementary Education | 76389.18 | 22270.76 | 98659.94 | 1.25 | 0.36 | 1.61 |
| 2 | Secondary Education | 53189.46 | 7119.94 | 60309.39 | 0.87 | 0.12 | 0.98 |
| 3 | University & Higher Education | 34538.29 | 21002.72 | 55541.02 | 0.56 | 0.34 | 0.91 |
| 4 | Adlut Education | 283.95 | 454.83 | 738.78 | 0.00 | 0.01 | 0.01 |
| 5 | Technical Education | 10414.79 | 10332.30 | 20747.09 | 0.17 | 0.17 | 0.34 |
| Total (Education) | | 174815.67 | 61180.55 | 235996.22 | 2.85 | 1.00 | 3.85 |

Table No (7) - Relationship between Budgeted Expenditure on Education and Gross State Domestic Product (GSDP) of States and Uts during 2009-10

| (Rs.in crores) | | | | | | | | | | |
|----------------|--|--|----------------------------|---|--|-----------------------------------|--|---|--|---|
| Sl. No. | States/UTs | Gross State Domestic Product at Current Prices | Total State Revenue Budget | Total Expenditure on Education & Training by Education & Other Department | Total Expenditure on Education by Education Department | % of Total Revenue Budget to GSDP | % of Education & Training Budget to Total Revenue Budget | % of Education Budget of Education Department to Total Revenue Budget | % of Education & Training Budget of Education & Other Department to Total GSDP | % of Education Budget of Education Department to GSDP |
| 1 | 2 | 3 | 4 | 5 | 6 | 7 | 8 | 9 | 10 | 11 |
| 1 | Andhra Pradesh | 475267 | 76557.18 | 12473.4 | 8725.67 | 16.11 | 16.29 | 11.40 | 2.62 | 1.84 |
| 2 | Arunachal Pradesh | 7241 | 3607.08 | 437.22 | 372.49 | 49.81 | 12.12 | 10.33 | 6.04 | 5.14 |
| 3 | Assam | 92472 | 29269.86 | 5094.86 | 4371.55 | 31.65 | 17.41 | 14.94 | 5.51 | 4.73 |
| 4 | Bihar | 168603 | 35715.04 | 9218.12 | 7966.83 | 21.18 | 25.81 | 22.31 | 5.47 | 4.73 |
| 5 | Chhattisgarh | 109823 | 18091.05 | 4491.65 | 3427.08 | 16.47 | 24.83 | 18.94 | 4.09 | 3.12 |
| 6 | Goa | 25882 | 4485.14 | 711.55 | 590.22 | 17.33 | 15.86 | 13.16 | 2.75 | 2.28 |
| 7 | Gujarat | 429356 | 45728.36 | 6560.58 | 5626.37 | 10.65 | 14.35 | 12.30 | 1.53 | 1.31 |
| 8 | Haryana | 216287 | 25821.06 | 6190.13 | 5261.4 | 11.94 | 23.97 | 20.38 | 2.86 | 2.43 |
| 9 | Himachal Pradesh | 43281 | 10221.76 | 2270.32 | 2044.10 | 23.62 | 22.21 | 20.00 | 5.25 | 4.72 |
| 10 | Jammu & Kashmir | 43236 | 14725.79 | 2469.22 | 2050.06 | 34.06 | 16.77 | 13.92 | 5.71 | 4.74 |
| 11 | Jharkhand | 106358 | 18212.94 | 4224.69 | 3531.79 | 17.12 | 23.20 | 19.39 | 3.97 | 3.32 |
| 12 | Karnataka | 335747 | 47237.66 | 9789.69 | 8487.51 | 14.07 | 20.72 | 17.97 | 2.92 | 2.53 |
| 13 | Kerala | 230316 | 31161.84 | 7138.16 | 6117.86 | 13.53 | 22.91 | 19.63 | 3.10 | 2.66 |
| 14 | Madhya Pradesh | 216958 | 38262.12 | 7394.86 | 5995.87 | 17.64 | 19.33 | 15.67 | 3.41 | 2.76 |
| 15 | Maharashtra | 901330 | 96184.03 | 22065.72 | 18964.09 | 10.67 | 22.94 | 19.72 | 2.45 | 2.10 |
| 16 | Manipur | 8687 | 3055.91 | 507.32 | 448.95 | 35.18 | 16.60 | 14.69 | 5.84 | 5.17 |
| 17 | Meghalaya | 12502 | 3588.27 | 612.41 | 502.15 | 28.70 | 17.07 | 13.99 | 4.90 | 4.02 |
| 18 | Mizoram | 5633 | 2831.68 | 478.08 | 417.17 | 50.27 | 16.88 | 14.73 | 8.49 | 7.41 |
| 19 | Orissa | 162327 | 28919.17 | 6238.50 | 5426.08 | 17.82 | 21.57 | 18.76 | 3.84 | 3.34 |
| 20 | Punjab | 199459 | 30306.25 | 4134.84 | 3635.45 | 15.19 | 13.64 | 12.00 | 2.07 | 1.82 |
| 21 | Rajasthan | 255440 | 39676.61 | 9397.53 | 8827.43 | 15.53 | 23.69 | 22.25 | 3.68 | 3.46 |
| 22 | Sikkim | 3475 | 2567.15 | 382.98 | 338.13 | 73.87 | 14.92 | 13.17 | 11.02 | 9.73 |
| 23 | Tamil Nadu | 464009 | 59295.29 | 11142.48 | 10442.84 | 12.78 | 18.79 | 17.61 | 2.40 | 2.25 |
| 24 | Tripura | 14604 | 4266.86 | 868.24 | 784.38 | 29.22 | 20.35 | 18.38 | 5.95 | 5.37 |
| 25 | Uttarakhand | 62214 | 11161.11 | 3719.77 | 2841.33 | 17.94 | 33.33 | 25.46 | 5.98 | 4.57 |
| 26 | Uttar Pradesh | 519899 | 92866.65 | 19706.10 | 17026.62 | 17.86 | 21.22 | 18.33 | 3.79 | 3.27 |
| 27 | West Bengal | 400561 | 60252.53 | 11309.54 | 10951.63 | 15.04 | 18.77 | 18.18 | 2.82 | 2.73 |
| 28 | A&N Islands | 3841 | 1808.29 | 260.24 | 243.98 | 47.08 | 14.39 | 13.49 | 6.78 | 6.35 |
| 29 | Chandigarh | 18341 | 1712.24 | 382.92 | 295.64 | 9.34 | 22.36 | 17.27 | 2.09 | 1.61 |
| 30 | Delhi | 217851 | 13703.31 | 4077.35 | 3508.58 | 6.29 | 29.75 | 25.60 | 1.87 | 1.61 |
| 31 | Puducherry | 11255 | 3193.62 | 442.24 | 360.68 | 28.38 | 13.85 | 11.29 | 3.93 | 3.20 |
| | All India (2009-10) | 6133230 | 1758202.74 | 235996.21 | 194642.91 | 28.67 | 13.42 | 11.07 | 3.85 | 3.17 |
| Note: | (i) GSDP figures pertain to the year 2009-10 and have been taken from Statement uploaded on the website of National Accounts Division, CSO, MOSPI (as on 08.03.2011) | | | | | | | | | |
| | (ii) GDP figures are taken from National Accounts Statistics 2010 published by C S O. | | | | | | | | | |

Table No. (8):Percentage of Capital Expenditure on Education to Total Budget (CAPITAL ACCOUNT) State - Wise

| S.NO. | STATE/ UNION TERRITORY | % of Capital Expenditure on Education to Total Capital Expenditure Outside Revenue Account | | | % of Loans for Education to Total Loans and Advances | | |
|-------|---------------------------|--|---------|---------|---|---------|---------|
| | | 2007-08 | 2008-09 | 2009-10 | 2007-08 | 2008-09 | 2009-10 |
| | 1 | 2 | 3 | 4 | 5 | 6 | 7 |
| 1 | ANDHRA PRADESH | 0.52 | 0.78 | 1.30 | 0.00 | 0.00 | 0.00 |
| 2 | ARUNACHAL PRADESH | 2.53 | 6.67 | 1.35 | 0.00 | 0.00 | 0.00 |
| 3 | ASSAM | 0.00 | 0.00 | 0.00 | 0.00 | 0.04 | 0.12 |
| 4 | BIHAR | 0.68 | 1.37 | 1.96 | 0.00 | 0.00 | 0.00 |
| 5 | CHHATTISGARH | 6.26 | 8.82 | 5.98 | 0.00 | 0.00 | 0.00 |
| 6 | GOA | 4.92 | 3.44 | 3.05 | 18.29 | 16.76 | 8.14 |
| 7 | GUJARAT | 2.22 | 1.59 | 3.79 | 0.00 | 0.00 | 0.00 |
| 8 | HARYANA | 2.36 | 1.90 | 2.22 | 0.00 | 0.00 | 0.00 |
| 9 | HIMACHAL PRADESH | 8.36 | 10.29 | 12.01 | 0.00 | 0.00 | 0.00 |
| 10 | JAMMU & KASHMIR | 0.00 | 5.33 | 5.14 | 0.00 | 0.00 | 0.00 |
| 11 | JHARKHAND | 1.65 | 3.05 | 2.24 | 0.00 | 0.00 | 0.00 |
| 12 | KARNATAKA | 1.28 | 1.30 | 2.36 | 0.00 | 0.00 | 0.00 |
| 13 | KERALA | 2.14 | 2.84 | 2.41 | 0.00 | 0.00 | 0.00 |
| 14 | MADHYA PRADESH | 1.62 | 3.47 | 1.26 | 0.35 | 0.21 | 0.29 |
| 15 | MAHARASHTRA | 0.29 | 0.39 | 0.12 | 0.00 | 0.00 | 0.00 |
| 16 | MANIPUR | 5.38 | 4.01 | 0.99 | 0.00 | 0.00 | 0.00 |
| 17 | MEGHALAYA | 1.30 | 0.11 | 0.27 | 0.00 | 0.00 | 0.00 |
| 18 | MIZORAM | 0.73 | 0.42 | 1.68 | 7.49 | 0.00 | 0.00 |
| 19 | NAGALAND | 1.56 | 1.90 | 1.19 | 0.00 | 0.00 | 0.00 |
| 20 | ORISSA | 0.13 | 0.16 | 0.92 | 0.00 | 0.39 | 0.53 |
| 21 | PUNJAB | 2.45 | 9.35 | 6.57 | 0.00 | 0.00 | 0.00 |
| 22 | RAJASTHAN | 0.63 | 0.43 | 0.32 | 0.00 | 0.00 | 0.00 |
| 23 | SIKKIM | 5.04 | 5.12 | 5.63 | 0.00 | 88.89 | 25.15 |
| 24 | TAMIL NADU | 1.51 | 1.21 | 2.39 | 0.00 | 0.00 | 0.00 |
| 25 | TRIPURA | 3.07 | 4.81 | 1.85 | 0.00 | 0.00 | 0.00 |
| 26 | UTTARAKHAND | 4.92 | 3.80 | 1.81 | 0.00 | 0.00 | 0.00 |
| 27 | UTTAR PRADESH | 0.72 | 0.93 | 1.91 | 0.00 | 0.00 | 0.00 |
| 28 | WEST BENGAL | 0.21 | 1.00 | 2.37 | 0.00 | 0.01 | 0.01 |
| | TOTAL (STATES) | 1.38 | 2.03 | 2.10 | 0.06 | 0.08 | 0.10 |
| 29 | A. & N. ISLANDS | 1.94 | 1.90 | 1.43 | 0.00 | 0.00 | 0.00 |
| 30 | CHANDIGARH | 4.31 | 3.37 | 2.66 | 0.00 | 0.00 | 0.00 |
| 31 | DADRA & NAGAR HAVELI | 2.64 | 5.54 | 11.86 | 0.00 | 0.00 | 0.00 |
| 32 | DAMAN & DIU | 4.49 | 4.09 | 3.23 | 0.00 | 0.00 | 0.00 |
| 33 | DELHI | 5.36 | 6.18 | 5.63 | 0.00 | 0.35 | 0.35 |
| 34 | LAKSHADWEEP | 1.24 | 1.99 | 2.11 | 0.00 | 0.00 | 0.00 |
| 35 | PUDUCHERRY | 3.43 | 15.62 | 15.13 | 0.00 | 0.00 | 0.00 |
| | TOTAL (U.T.s) | 4.54 | 5.69 | 5.79 | 0.00 | 0.35 | 0.35 |
| | TOTAL (STATES & U.T.) | 1.51 | 2.17 | 2.25 | 0.05 | 0.13 | 0.16 |

Table 9:-Total Budget (States and Centre)(Revenue, Capitals and Loan & Advances)

(Rs.in crores)

| 1 | 2007-08 (Actuals) | | | 2008-09 (RE) | | | 2009-10 (BE) | | |
|----------------------------|-------------------|------------------|-------------------|------------------|-------------------|-------------------|------------------|-------------------|-------------------|
| | 2 Plan | 3 Non-Plan | 4 Total | 5 Plan | 6 Non-Plan | 7 Total | 8 Plan | 9 Non-Plan | 10 Total |
| REVENUE | | | | | | | | | |
| States | 114244.35 | 466560.41 | 580804.76 | 168576.33 | 558588.37 | 727164.7 | 186631.37 | 650607.09 | 837238.46 |
| UTs. | 4843.03 | 11433.90 | 16276.93 | 6522.74 | 14691.38 | 21214.12 | 6804.93 | 16927.35 | 23732.28 |
| Total (State + UTs) | 119087.38 | 477994.31 | 597081.69 | 175099.07 | 573279.75 | 748378.82 | 193436.3 | 667534.44 | 860970.74 |
| Centre | 173572.00 | 420861.00 | 594433.00 | 241656.00 | 561790.00 | 803446.00 | 278398.00 | 618834.00 | 897232.00 |
| TOTAL(C+S) | 292659.38 | 898855.31 | 1191514.69 | 416755.07 | 1135069.75 | 1551824.82 | 471834.3 | 1286368.44 | 1758202.74 |
| CAPITALS | | | | | | | | | |
| States | 108545.76 | 10316.32 | 118862.08 | 143470.48 | 13783.63 | 157254.11 | 153514.17 | 6732.86 | 160247.03 |
| UTs. | 5234.97 | 122.23 | 5357.20 | 6177.31 | 114.97 | 6292.28 | 6613.42 | 299.09 | 6912.51 |
| Total (State + UTs) | 113780.73 | 10438.55 | 124219.28 | 149647.79 | 13898.6 | 163546.39 | 160127.59 | 7031.95 | 167159.54 |
| Centre | 31510.00 | 84395.00 | 115905.00 | 41301.00 | 54694.00 | 95995.00 | 46751.00 | 75880.00 | 122631.00 |
| TOTAL(C+S) | 145290.73 | 94833.55 | 240124.28 | 190948.79 | 68592.6 | 259541.39 | 206878.59 | 82911.95 | 289790.54 |
| LOAN & ADVANCES | | | | | | | | | |
| States | 8541.72 | 5719.05 | 14260.77 | 11229.87 | 5447.9 | 16677.77 | 9254.37 | 4538.05 | 13792.42 |
| UTs. | 1694.79 | 1957.45 | 3652.24 | 1728.77 | 2521.14 | 4249.91 | 1438.51 | 2828.11 | 4266.62 |
| Total (State + UTs) | 10236.51 | 7676.5 | 17913.01 | 12958.64 | 7969.04 | 20927.68 | 10692.88 | 7366.16 | 18059.04 |
| Centre | 0.00 | 2333.00 | 2333.00 | 0.00 | 1512.00 | 1512.00 | 0.00 | 975.00 | 975.00 |
| TOTAL(C+S) | 10236.51 | 10009.5 | 20246.01 | 12958.64 | 9481.04 | 22439.68 | 10692.88 | 8341.16 | 19034.04 |

APPENDICES
STATISTICAL
TABLES

STATEMENT NO.(1): BUDGETED PROVISION FOR EDUCATION & TRAINING AT THE CENTRE (REVENUE ACCOUNT)

SCHEME: EDUCATION

(RUPEES IN THOUSANDS)

| S.No. | MINISTRY/DEPARTMENT | 2007-08(ACTUALS) | | | 2008-09(R.E.) | | | 2009-10(B.E.) | | |
|-------|---|------------------|----------|-----------|---------------|----------|-----------|---------------|-----------|-----------|
| | | PLAN | NON-PLAN | TOTAL | PLAN | NON-PLAN | TOTAL | PLAN | NON-PLAN | TOTAL |
| 1 | MINISTRY OF RAILWAYS | 969011 | ... | 969011 | 1856234 | ... | 1856234 | 2858985 | ... | 2858985 |
| 2 | MINISTRY OF AGRICULTURE | 25314241 | 15078986 | 40393227 | 29906300 | 19968246 | 49874546 | 30841500 | 24247142 | 55088642 |
| 3 | MINISTRY OF CIVIL AVIATION | 25314241 | 16677 | 25330918 | 100 | 26765 | 26865 | ... | 31080 | 31080 |
| 4 | MINISTRY OF FINANCE | ... | 692625 | 692625 | ... | 546566 | 546566 | ... | 634927 | 634927 |
| 5 | MINISTRY OF DEFENCE | ... | 6281 | 6281 | ... | 8030 | 8030 | ... | 8612 | 8612 |
| 6 | MINISTRY OF HOME AFFAIRS | ... | 313471 | 313471 | 20000 | 441560 | 461560 | 50000 | 481900 | 531900 |
| 7 | MINISTRY OF ENVIRONMENT & FORESTS | 736790 | 192700 | 929490 | 970700 | 214100 | 1184800 | 970700 | 257100 | 1227800 |
| 8 | MINISTRY OF HEALTH & FAMILY WELFARE | 11915102 | 7911998 | 19827100 | 10996800 | 9644800 | 20641600 | 14154200 | 14181700 | 28335900 |
| 9 | MINISTRY OF INFORMATION & BROADCASTING | 1494 | 12819 | 14313 | 2300 | 16256 | 18556 | 11800 | 20000 | 31800 |
| 10 | MINISTRY OF POWER | 678100 | 10523 | 688623 | 300000 | 16641 | 316641 | 550000 | 21206 | 571206 |
| 11 | MINISTRY OF RURAL DEVELOPMENT | 16776481 | ... | 16776481 | 21225000 | ... | 21225000 | 21182500 | ... | 21182500 |
| 12 | MINISTRY OF SCIENCE & TECHNOLOGY | 3774284 | 23847 | 3798131 | 4250000 | 18000 | 4268000 | 5450000 | 20000 | 5470000 |
| 13 | MINISTRY OF MICRO, SMALL & MEDIUM ENTERPRIS | 107000 | ... | 107000 | 96000 | ... | 96000 | 106000 | ... | 106000 |
| 14 | MINISTRY OF LABOUR AND EMPLOYMENT | 46900 | 961862 | 1008762 | 81700 | 1142981 | 1224681 | 75000 | 1188977 | 1263977 |
| 15 | MINISTRY OF SHIPNG, RD.TRANSPORT & HIGHWAYS | 496099 | 21203 | 517302 | 1863300 | 36000 | 1899300 | 2559000 | 107400 | 2666400 |
| 16 | MINISTRY OF SOCIAL JUSTICE & EMPOWERMENT | 878218 | ... | 878218 | 1131400 | ... | 1131400 | 1247000 | ... | 1247000 |
| 17 | MINISTRY OF CULTURE | 11731 | 17389 | 29120 | 30000 | 25927 | 55927 | 30000 | 29000 | 59000 |
| 18 | MINISTRY OF TRIBAL AFFAIRS | 464855 | 25758 | 490613 | 489900 | 50200 | 540100 | 670700 | 50800 | 721500 |
| 19 | MINISTRY OF URBAN DEVELOPMENT | 142720 | 10864 | 153584 | 176600 | 22500 | 199100 | 220000 | 30100 | 250100 |
| 20 | MINISTRY OF WATER RESOURCES | 408588 | 400435 | 809023 | 853203 | 477196 | 1330399 | 916000 | 509995 | 1425995 |
| 21 | MINISTRY OF YOUTH AFFAIRS & SPORTS | 5367007 | 688922 | 6055929 | 11683400 | 960220 | 12643620 | 22729000 | 913800 | 23642800 |
| 22 | MINISTRY OF EARTH SCIENCES | 3028780 | 648476 | 3677256 | 3195000 | 712600 | 3907600 | 5536200 | 378500 | 5914700 |
| 23 | MINISTRY OF MINES | 29865 | ... | 29865 | 59900 | ... | 59900 | 93000 | ... | 93000 |
| 24 | DEPARTMENT OF WOMEN AND CHILD DEVELOPMENT | 5327 | ... | 5327 | 37100 | ... | 37100 | 18000 | ... | 18000 |
| 25 | MINISTRY OF COAL | 50813 | 147408 | 198221 | 55400 | 230356 | 285756 | 114100 | 330850 | 444950 |
| 26 | MINISTRY OF NEW & RENEWABLE ENERGY | 29865 | ... | 29865 | ... | ... | ... | ... | ... | ... |
| 27 | MINISTRY OF HRD (BOTH DEPTS.) | 226593000 | 41104500 | 267697500 | 319415400 | 60665700 | 380081100 | 364000000 | 81322100 | 445322100 |
| | TOTAL | 323140512 | 68286744 | 391427256 | 408695737 | 95224644 | 503920381 | 474383685 | 124765189 | 599148874 |

. . NICNET . .

STATEMENT NO.(1): BUDGETED PROVISION FOR EDUCATION & TRAINING AT THE CENTRE (REVENUE ACCOUNT)

SCHEME: TRAINING (FORMAL)

(RUPEES IN THOUSANDS)

| S.No. | MINISTRY/DEPARTMENT | 2007-08(ACTUALS) | | | 2008-09(R.E.) | | | 2009-10(B.E.) | | |
|-------|---|------------------|----------|---------|---------------|----------|---------|---------------|----------|----------|
| | | PLAN | NON-PLAN | TOTAL | PLAN | NON-PLAN | TOTAL | PLAN | NON-PLAN | TOTAL |
| 1 | MINISTRY OF AGRICULTURE | 2472774 | 211578 | 2684352 | 3262716 | 272603 | 3535319 | 4136800 | 323421 | 4460221 |
| 2 | MINISTRY OF CIVIL AVIATION | 863 | 59264 | 60127 | 5000 | 92460 | 97460 | 15000 | 110070 | 125070 |
| 3 | MINISTRY OF FINANCE | 7500 | 22506 | 30006 | 23000 | 34200 | 57200 | 36000 | 33200 | 69200 |
| 4 | MINISTRY OF HOME AFFAIRS | 53270 | 240831 | 294101 | 66290 | 338334 | 404624 | 215200 | 458000 | 673200 |
| 5 | MINISTRY OF EXTERNAL AFFAIRS | ... | 85596 | 85596 | ... | 67700 | 67700 | ... | 98200 | 98200 |
| 6 | MINISTRY OF ENVIRONMENT & FORESTS | 13451 | ... | 13451 | 20000 | ... | 20000 | 100000 | ... | 100000 |
| 7 | MINISTRY OF HEALTH & FAMILY WELFARE | 1236045 | 305717 | 1541762 | 3044439 | 479510 | 3523949 | 2237500 | 564275 | 2801775 |
| 8 | MINISTRY OF POWER | 87100 | 20500 | 107600 | 187500 | 73800 | 261300 | 200000 | 20600 | 220600 |
| 9 | MINISTRY OF SCIENCE & TECHNOLOGY | 39967 | 67893 | 107860 | 50000 | 94534 | 144534 | 50000 | 99332 | 149332 |
| 10 | MINISTRY OF MICRO, SMALL & MEDIUM ENTERPRIS | 37326 | ... | 37326 | 64800 | 17400 | 82200 | 100000 | 19500 | 119500 |
| 11 | MINISTRY OF LABOUR AND EMPLOYMENT | 182689 | 440236 | 622925 | 278660 | 663484 | 942144 | 447500 | 801356 | 1248856 |
| 12 | MINISTRY OF SHIPNG, RD.TRANSPORT & HIGHWAYS | ... | ... | ... | ... | 10000 | 10000 | ... | 90000 | 90000 |
| 13 | MINISTRY OF WATER RESOURCES | 20483 | 248295 | 268778 | 26400 | 355863 | 382263 | 26000 | 401000 | 427000 |
| 14 | M/O CONSUMER AFFAIRS, FOOD & PUB. DISTRIBU. | 242 | 131289 | 131531 | 3000 | 109899 | 112899 | 2000 | 114622 | 116622 |
| 15 | MINISTRY OF EARTH SCIENCES | 3147 | 15329 | 18476 | 3300 | 24100 | 27400 | 5000 | 25000 | 30000 |
| 16 | MINISTRY OF MINES | 9024 | 9 | 9033 | 12100 | 180 | 12280 | 12000 | 200 | 12200 |
| 17 | MINISTRY OF DEVELOPMENT OF N. E. REGION | ... | ... | ... | ... | ... | ... | 100 | ... | 100 |
| 18 | DEPARTMENT OF WOMEN AND CHILD DEVELOPMENT | 135 | ... | 135 | ... | ... | ... | ... | ... | ... |
| TOTAL | | 4164016 | 1849043 | 6013059 | 7047205 | 2634067 | 9681272 | 7583100 | 3158776 | 10741876 |

..NICNET..

STATEMENT NO.(1): BUDGETED PROVISION FOR EDUCATION & TRAINING AT THE CENTRE (REVENUE ACCOUNT)

SCHEME: TRAINING (INFORMAL)

(RUPEES IN THOUSANDS)

| S.No. | MINISTRY/DEPARTMENT | 2007-08(ACTUALS) | | | 2008-09(R.E.) | | | 2009-10(B.E.) | | |
|-------|-------------------------------------|------------------|----------|---------|---------------|----------|---------|---------------|----------|---------|
| | | PLAN | NON-PLAN | TOTAL | PLAN | NON-PLAN | TOTAL | PLAN | NON-PLAN | TOTAL |
| 1 | MINISTRY OF HEALTH & FAMILY WELFARE | 1705782 | 25122 | 1730904 | 1839300 | 44340 | 1883640 | 1823100 | 54410 | 1877510 |
| 2 | MINISTRY OF TRIBAL AFFAIRS | 22500 | ... | 22500 | 15000 | ... | 15000 | 37200 | ... | 37200 |
| | TOTAL | 1728282 | 25122 | 1753404 | 1854300 | 44340 | 1898640 | 1860300 | 54410 | 1914710 |

..NICNET..

STATEMENT NO.(1): BUDGETED PROVISION FOR EDUCATION & TRAINING AT THE CENTRE (REVENUE ACCOUNT)

SCHEME: TOTAL

(RUPEES IN THOUSANDS)

| S.No. | MINISTRY/DEPARTMENT | 2007-08(ACTUALS) | | | 2008-09(R.E.) | | | 2009-10(B.E.) | | |
|-------|---|------------------|----------|-----------|---------------|----------|-----------|---------------|-----------|-----------|
| | | PLAN | NON-PLAN | TOTAL | PLAN | NON-PLAN | TOTAL | PLAN | NON-PLAN | TOTAL |
| 1 | MINISTRY OF RAILWAYS | 969011 | ... | 969011 | 1856234 | ... | 1856234 | 2858985 | ... | 2858985 |
| 2 | MINISTRY OF AGRICULTURE | 27787015 | 15290564 | 43077579 | 33169016 | 20240849 | 53409865 | 34978300 | 24570563 | 59548863 |
| 3 | MINISTRY OF CIVIL AVIATION | 25315104 | 75941 | 25391045 | 5100 | 119225 | 124325 | 15000 | 141150 | 156150 |
| 4 | MINISTRY OF FINANCE | 7500 | 715131 | 722631 | 23000 | 580766 | 603766 | 36000 | 668127 | 704127 |
| 5 | MINISTRY OF DEFENCE | ... | 6281 | 6281 | ... | 8030 | 8030 | ... | 8612 | 8612 |
| 6 | MINISTRY OF HOME AFFAIRS | 53270 | 554302 | 607572 | 86290 | 779894 | 866184 | 265200 | 939900 | 1205100 |
| 7 | MINISTRY OF EXTERNAL AFFAIRS | ... | 85596 | 85596 | ... | 67700 | 67700 | ... | 98200 | 98200 |
| 8 | MINISTRY OF ENVIRONMENT & FORESTS | 750241 | 192700 | 942941 | 990700 | 214100 | 1204800 | 1070700 | 257100 | 1327800 |
| 9 | MINISTRY OF HEALTH & FAMILY WELFARE | 14856929 | 8242837 | 23099766 | 15880539 | 10168650 | 26049189 | 18214800 | 14800385 | 33015185 |
| 10 | MINISTRY OF INFORMATION & BROADCASTING | 1494 | 12819 | 14313 | 2300 | 16256 | 18556 | 11800 | 20000 | 31800 |
| 11 | MINISTRY OF POWER | 765200 | 31023 | 796223 | 487500 | 90441 | 577941 | 750000 | 41806 | 791806 |
| 12 | MINISTRY OF RURAL DEVELOPMENT | 16776481 | ... | 16776481 | 21225000 | ... | 21225000 | 21182500 | ... | 21182500 |
| 13 | MINISTRY OF SCIENCE & TECHNOLOGY | 3814251 | 91740 | 3905991 | 4300000 | 112534 | 4412534 | 5500000 | 119332 | 5619332 |
| 14 | MINISTRY OF MICRO, SMALL & MEDIUM ENTERPRIS | 144326 | ... | 144326 | 160800 | 17400 | 178200 | 206000 | 19500 | 225500 |
| 15 | MINISTRY OF LABOUR AND EMPLOYMENT | 229589 | 1402098 | 1631687 | 360360 | 1806465 | 2166825 | 522500 | 1990333 | 2512833 |
| 16 | MINISTRY OF SHIPNG, RD.TRANSPORT & HIGHWAYS | 496099 | 21203 | 517302 | 1863300 | 46000 | 1909300 | 2559000 | 197400 | 2756400 |
| 17 | MINISTRY OF SOCIAL JUSTICE & EMPOWERMENT | 878218 | ... | 878218 | 1131400 | ... | 1131400 | 1247000 | ... | 1247000 |
| 18 | MINISTRY OF CULTURE | 11731 | 17389 | 29120 | 30000 | 25927 | 55927 | 30000 | 29000 | 59000 |
| 19 | MINISTRY OF TRIBAL AFFAIRS | 487355 | 25758 | 513113 | 504900 | 50200 | 555100 | 707900 | 50800 | 758700 |
| 20 | MINISTRY OF URBAN DEVELOPMENT | 142720 | 10864 | 153584 | 176600 | 22500 | 199100 | 220000 | 30100 | 250100 |
| 21 | MINISTRY OF WATER RESOURCES | 429071 | 648730 | 1077801 | 879603 | 833059 | 1712662 | 942000 | 910995 | 1852995 |
| 22 | MINISTRY OF YOUTH AFFAIRS & SPORTS | 5367007 | 688922 | 6055929 | 11683400 | 960220 | 12643620 | 22729000 | 913800 | 23642800 |
| 23 | M/O CONSUMER AFFAIRS, FOOD & PUB. DISTRIBU. | 242 | 131289 | 131531 | 3000 | 109899 | 112899 | 2000 | 114622 | 116622 |
| 24 | MINISTRY OF EARTH SCIENCES | 3031927 | 663805 | 3695732 | 3198300 | 736700 | 3935000 | 5541200 | 403500 | 5944700 |
| 25 | MINISTRY OF MINES | 38889 | 9 | 38898 | 72000 | 180 | 72180 | 105000 | 200 | 105200 |
| 26 | MINISTRY OF DEVELOPMENT OF N. E. REGION | ... | ... | ... | ... | ... | ... | 100 | ... | 100 |
| 27 | DEPARTMENT OF WOMEN AND CHILD DEVELOPMENT | 5462 | ... | 5462 | 37100 | ... | 37100 | 18000 | ... | 18000 |
| 28 | MINISTRY OF COAL | 50813 | 147408 | 198221 | 55400 | 230356 | 285756 | 114100 | 330850 | 444950 |
| 29 | MINISTRY OF NEW & RENEWABLE ENERGY | 29865 | ... | 29865 | ... | ... | ... | ... | ... | ... |
| 30 | MINISTRY OF HRD (BOTH DEPTS.) | 226593000 | 41104500 | 267697500 | 319415400 | 60665700 | 380081100 | 364000000 | 81322100 | 445322100 |
| | TOTAL | 329032810 | 70160909 | 399193719 | 417597242 | 97903051 | 515500293 | 483827085 | 127978375 | 611805460 |

..NICNET..

STATEMENT NO. (2): BUDGET EXPENDITURE ON EDUCATION & TRAINING BY EDUCATION & OTHER DEPARTMENTS (REVENUE ACCOUNT)

BUDGET : 2007-08(ACTUAL)

(RUPEES IN THOUSANDS)

| S. NO. | STATE / UNION TERRITORY | EDUCATION DEPARTMENT | OTHER DEPARTMENTS | | | GRAND TOTAL | |
|------------------------|----------------------------|-------------------------|-------------------|-------------|------------|----------------|---------------|
| | | | EDUCATION | FORMAL | INFORMAL | | TOTAL |
| 1 | ANDHRA PRADESH | 57939477.00 | 20235464.00 | 590354.00 | 14754.00 | 20840572.00 | 78780049.00 |
| 2 | ARUNACHAL PRADESH | 2806733.00 | 171365.00 | 190788.00 | 7758.00 | 369911.00 | 3176644.00 |
| 3 | ASSAM | 27992400.00 | 2628818.00 | 319392.00 | 15335.00 | 2963545.00 | 30955945.00 |
| 4 | BIHAR | 50623601.00 | 6102143.00 | 1438945.00 | ... | 7541088.00 | 58164689.00 |
| 5 | CHHATTISGARH | 17864016.00 | 6011917.00 | 330009.00 | 147045.00 | 6488971.00 | 24352987.00 |
| 6 | GOA | 3671887.00 | 562427.00 | 132259.00 | 4171.00 | 698857.00 | 4370744.00 |
| 7 | GUJARAT | 51319884.00 | 5148827.00 | 697625.00 | 159701.00 | 6006153.00 | 57326037.00 |
| 8 | HARYANA | 26849410.00 | 3664586.00 | 1985166.00 | 35091.00 | 5684843.00 | 32534253.00 |
| 9 | HIMACHAL PRADESH | 14486215.00 | 1157807.00 | 746400.00 | ... | 1904207.00 | 16390422.00 |
| 10 | JAMMU & KASHMIR | 10973173.00 | 1834499.00 | 690975.00 | 1532.00 | 2527006.00 | 13500179.00 |
| 11 | JHARKHAND | 23459332.00 | 1345940.00 | 1205492.00 | 43877.00 | 2595309.00 | 26054641.00 |
| 12 | KARNATAKA | 65966148.00 | 5708221.00 | 2973393.00 | 93086.00 | 8774700.00 | 74740848.00 |
| 13 | KERALA | 44295819.00 | 6208768.00 | 1989477.00 | 5275.00 | 8203520.00 | 54299339.00 |
| 14 | MADHYA PRADESH | 35470164.00 | 9025865.00 | 2250487.00 | ... | 11276352.00 | 46746516.00 |
| 15 | MAHARASHTRA | 133994726.00 | 22914751.00 | 5413235.00 | 52581.00 | 28380567.00 | 162375293.00 |
| 16 | MANIPUR | 3682574.00 | 368377.00 | 117947.00 | ... | 486324.00 | 4168898.00 |
| 17 | MEGHALAYA | 3274914.00 | 295187.00 | 394913.00 | 170.00 | 690270.00 | 3965184.00 |
| 18 | MIZORAM | 2824783.00 | 217625.00 | 127031.00 | 6274.00 | 350930.00 | 3175713.00 |
| 19 | NAGALAND | 3352606.00 | 585039.00 | 211307.00 | 622.00 | 796968.00 | 4149574.00 |
| 20 | ORISSA | 29488274.00 | 4058993.00 | 539950.00 | ... | 4598943.00 | 34087217.00 |
| 21 | PUNJAB | 26326930.00 | 2768336.00 | 897586.00 | 51753.00 | 3717675.00 | 30044605.00 |
| 22 | RAJASTHAN | 53509691.00 | 2516158.00 | 1364986.00 | 25593.00 | 3906737.00 | 57416428.00 |
| 23 | SIKKIM | 2271014.00 | 165483.00 | 195966.00 | ... | 361449.00 | 2632463.00 |
| 24 | TAMIL NADU | 67135235.00 | 4034065.00 | 1142950.00 | 16350.00 | 5193365.00 | 72328600.00 |
| 25 | TRIPURA | 4945365.00 | 318409.00 | 187612.00 | 116.00 | 506137.00 | 5451502.00 |
| 26 | UTTARAKHAND | 15315577.00 | 2034264.00 | 3131686.00 | ... | 5165950.00 | 20481527.00 |
| 27 | UTTAR PRADESH | 112328733.00 | 22575848.00 | 1832704.00 | ... | 24408552.00 | 136737285.00 |
| 28 | WEST BENGAL | 66039362.00 | 1995553.00 | 871200.00 | ... | 2866753.00 | 68906115.00 |
| TOTAL (STATES) | | 958208043.00 | 134654735.00 | 31969835.00 | 681084.00 | 167305654.00 | 1125513697.00 |
| 29 | A. & N. ISLANDS | 1288917.00 | 43698.00 | 59991.00 | 73.00 | 103762.00 | 1392679.00 |
| 30 | CHANDIGARH | 2196769.00 | 425733.00 | 210585.00 | ... | 636318.00 | 2833087.00 |
| 31 | DADRA & NAGAR HAVELI | 299170.00 | 5598.00 | 7398.00 | ... | 12996.00 | 312166.00 |
| 32 | DAMAN & DIU | 210193.00 | 9971.00 | 20837.00 | ... | 30808.00 | 241001.00 |
| 33 | DELHI | 21240144.00 | 3492136.00 | 96890.00 | 44477.00 | 3633503.00 | 24873647.00 |
| 34 | LAKSHADWEEP | 346552.00 | 61724.00 | 8635.00 | ... | 70359.00 | 416911.00 |
| 35 | PUDUCHERRY | 2308972.00 | 807314.00 | 76384.00 | 3123.00 | 886821.00 | 3195793.00 |
| TOTAL (U.T.s) | | 27890717.00 | 4846174.00 | 480720.00 | 47673.00 | 5374567.00 | 33265284.00 |
| TOTAL (STATES & U.T.s) | | 986098760.00 | 139500909.00 | 32450555.00 | 728757.00 | 172680221.00 | 1158778981.00 |
| CENTRE TOTAL | | 267697500.00 | 123729756.00 | 6013059.00 | 1753404.00 | 131496219.00 | 399193719.00 |
| GRAND TOTAL | | 1253796260.00 | 263230665.00 | 38463614.00 | 2482161.00 | 304176440.00 | 1557972700.00 |

..NICNET..

STATEMENT NO. (2): BUDGET EXPENDITURE ON EDUCATION & TRAINING BY EDUCATION & OTHER DEPARTMENTS (REVENUE ACCOUNT)

BUDGET : 2008-09(REVISED ESTIMATES)

(RUPEES IN THOUSANDS)

| S. NO. | STATE / UNION TERRITORY | EDUCATION DEPARTMENT | OTHER DEPARTMENTS | | | | GRAND TOTAL |
|------------------------|-------------------------|----------------------|-------------------|-------------|------------|--------------|---------------|
| | | | EDUCATION | FORMAL | INFORMAL | TOTAL | |
| 1 | ANDHRA PRADESH | 73135217.00 | 27184121.00 | 867805.00 | 16441.00 | 28068367.00 | 101203584.00 |
| 2 | ARUNACHAL PRADESH | 3115636.00 | 349593.00 | 297586.00 | 9941.00 | 657120.00 | 3772756.00 |
| 3 | ASSAM | 36835567.00 | 6514090.00 | 443368.00 | 20212.00 | 6977670.00 | 43813237.00 |
| 4 | BIHAR | 67068336.00 | 9580011.00 | 2181604.00 | ... | 11761615.00 | 78829951.00 |
| 5 | CHHATTISGARH | 27288691.00 | 7553771.00 | 563878.00 | 197870.00 | 8315519.00 | 35604210.00 |
| 6 | GOA | 5508316.00 | 849108.00 | 216334.00 | 1776.00 | 1067218.00 | 6575534.00 |
| 7 | GUJARAT | 54518332.00 | 6567297.00 | 871788.00 | 155995.00 | 7595080.00 | 62113412.00 |
| 8 | HARYANA | 39533885.00 | 4491456.00 | 3575132.00 | 123488.00 | 8190076.00 | 47723961.00 |
| 9 | HIMACHAL PRADESH | 19031697.00 | 1288588.00 | 844656.00 | ... | 2133244.00 | 21164941.00 |
| 10 | JAMMU & KASHMIR | 14867570.00 | 2528107.00 | 722498.00 | 1650.00 | 3252255.00 | 18119825.00 |
| 11 | JHARKHAND | 28699997.00 | 5431291.00 | 2907173.00 | 33000.00 | 8371464.00 | 37071461.00 |
| 12 | KARNATAKA | 83103951.00 | 6364220.00 | 4383029.00 | 134024.00 | 10881273.00 | 93985224.00 |
| 13 | KERALA | 53791157.00 | 6862294.00 | 2250480.00 | 10662.00 | 9123436.00 | 62914593.00 |
| 14 | MADHYA PRADESH | 52586773.00 | 9921434.00 | 2766235.00 | ... | 12687669.00 | 65274442.00 |
| 15 | MAHARASHTRA | 159450099.00 | 29654051.00 | 5722952.00 | 6710.00 | 35383713.00 | 194833812.00 |
| 16 | MANIPUR | 3995385.00 | 375328.00 | 126984.00 | ... | 502312.00 | 4497697.00 |
| 17 | MEGHALAYA | 4117246.00 | 528347.00 | 749671.00 | 500.00 | 1278518.00 | 5395764.00 |
| 18 | MIZORAM | 3266310.00 | 267915.00 | 110815.00 | 7008.00 | 385738.00 | 3652048.00 |
| 19 | NAGALAND | 3498320.00 | 491400.00 | 246289.00 | 622.00 | 738311.00 | 4236631.00 |
| 20 | ORISSA | 44498878.00 | 6049524.00 | 587917.00 | ... | 6637441.00 | 51136319.00 |
| 21 | PUNJAB | 30609598.00 | 4346131.00 | 1122888.00 | 193812.00 | 5662831.00 | 36272429.00 |
| 22 | RAJASTHAN | 73583131.00 | 3424300.00 | 1868552.00 | 26100.00 | 5318952.00 | 78902083.00 |
| 23 | SIKKIM | 2733151.00 | 265325.00 | 414187.00 | ... | 679512.00 | 3412663.00 |
| 24 | TAMIL NADU | 91421208.00 | 5143554.00 | 1719062.00 | 15125.00 | 6877741.00 | 98298949.00 |
| 25 | TRIPURA | 5963463.00 | 360242.00 | 280026.00 | 310.00 | 640578.00 | 6604041.00 |
| 26 | UTTARAKHAND | 11266260.00 | 2327915.00 | 4135937.00 | ... | 6463852.00 | 17730112.00 |
| 27 | UTTAR PRADESH | 135496704.00 | 31258036.00 | 2401943.00 | ... | 33659979.00 | 169156683.00 |
| 28 | WEST BENGAL | 72959594.00 | 2465454.00 | 1628732.00 | ... | 4094186.00 | 77053780.00 |
| TOTAL (STATES) | | 1201944472.00 | 182442903.00 | 44007521.00 | 955246.00 | 227405670.00 | 1429350142.00 |
| 29 | A. & N. ISLANDS | 1968200.00 | 57844.00 | 88731.00 | 510.00 | 147085.00 | 2115285.00 |
| 30 | CHANDIGARH | 2422460.00 | 509990.00 | 233882.00 | ... | 743872.00 | 3166332.00 |
| 31 | DADRA & NAGAR HAVELI | 443300.00 | 7400.00 | 9690.00 | ... | 17090.00 | 460390.00 |
| 32 | DAMAN & DIU | 275100.00 | 13400.00 | 27000.00 | ... | 40400.00 | 315500.00 |
| 33 | DELHI | 28909145.00 | 5103197.00 | 155897.00 | 123910.00 | 5383004.00 | 34292149.00 |
| 34 | LAKSHADWEEP | 582500.00 | 70330.00 | 19753.00 | ... | 90083.00 | 672583.00 |
| 35 | PUDUCHERRY | 3353890.00 | 513782.00 | 117977.00 | 3143.00 | 634902.00 | 3988792.00 |
| TOTAL (U.T.s) | | 37954595.00 | 6275943.00 | 652930.00 | 127563.00 | 7056436.00 | 45011031.00 |
| TOTAL (STATES & U.T.s) | | 1239899067.00 | 188718846.00 | 44660451.00 | 1082809.00 | 234462106.00 | 1474361173.00 |
| CENTRE TOTAL | | 380081100.00 | 123839281.00 | 9681272.00 | 1898640.00 | 135419193.00 | 515500293.00 |
| GRAND TOTAL | | 1619980167.00 | 312558127.00 | 54341723.00 | 2981449.00 | 369881299.00 | 1989861466.00 |

..NICNET..

STATEMENT NO. (2): BUDGET EXPENDITURE ON EDUCATION & TRAINING BY EDUCATION & OTHER DEPARTMENTS (REVENUE ACCOUNT)

BUDGET : 2009-10(BUDGET ESTIMATES)

(RUPEES IN THOUSANDS)

| S. NO. | STATE / UNION TERRITORY | EDUCATION DEPARTMENT | OTHER DEPARTMENTS | | | GRAND TOTAL | |
|------------------------|----------------------------|-------------------------|-------------------|-------------|------------|----------------|---------------|
| | | | EDUCATION | FORMAL | INFORMAL | | TOTAL |
| 1 | ANDHRA PRADESH | 87256738.00 | 36039198.00 | 1419237.00 | 18852.00 | 37477287.00 | 124734025.00 |
| 2 | ARUNACHAL PRADESH | 3724881.00 | 220694.00 | 416029.00 | 10550.00 | 647273.00 | 4372154.00 |
| 3 | ASSAM | 43715546.00 | 6612947.00 | 596192.00 | 23898.00 | 7233037.00 | 50948583.00 |
| 4 | BIHAR | 79668265.00 | 9807116.00 | 2705798.00 | ... | 12512914.00 | 92181179.00 |
| 5 | CHHATTISGARH | 34270771.00 | 9337135.00 | 1038638.00 | 269910.00 | 10645683.00 | 44916454.00 |
| 6 | GOA | 5902167.00 | 1021096.00 | 190197.00 | 2059.00 | 1213352.00 | 7115519.00 |
| 7 | GUJARAT | 56263708.00 | 8244016.00 | 957772.00 | 140265.00 | 9342053.00 | 65605761.00 |
| 8 | HARYANA | 52613960.00 | 5518329.00 | 3599662.00 | 169303.00 | 9287294.00 | 61901254.00 |
| 9 | HIMACHAL PRADESH | 20441010.00 | 1401615.00 | 860571.00 | ... | 2262186.00 | 22703196.00 |
| 10 | JAMMU & KASHMIR | 20500589.00 | 3262538.00 | 927385.00 | 1657.00 | 4191580.00 | 24692169.00 |
| 11 | JHARKHAND | 35317905.00 | 3605575.00 | 3288423.00 | 35000.00 | 6928998.00 | 42246903.00 |
| 12 | KARNATAKA | 84875123.00 | 7501978.00 | 5426676.00 | 93123.00 | 13021777.00 | 97896900.00 |
| 13 | KERALA | 61178626.00 | 7686948.00 | 2503764.00 | 12256.00 | 10202968.00 | 71381594.00 |
| 14 | MADHYA PRADESH | 59958651.00 | 11077813.00 | 2912154.00 | ... | 13989967.00 | 73948618.00 |
| 15 | MAHARASHTRA | 189640926.00 | 25909832.00 | 5101353.00 | 5073.00 | 31016258.00 | 220657184.00 |
| 16 | MANIPUR | 4489500.00 | 430413.00 | 153278.00 | ... | 583691.00 | 5073191.00 |
| 17 | MEGHALAYA | 5021454.00 | 473283.00 | 628545.00 | 800.00 | 1102628.00 | 6124082.00 |
| 18 | MIZORAM | 4171700.00 | 444753.00 | 156634.00 | 7738.00 | 609125.00 | 4780825.00 |
| 19 | NAGALAND | 3691938.00 | 431876.00 | 346868.00 | 14032.00 | 792776.00 | 4484714.00 |
| 20 | ORISSA | 54260839.00 | 7182410.00 | 941790.00 | ... | 8124200.00 | 62385039.00 |
| 21 | PUNJAB | 36354536.00 | 3502234.00 | 1303172.00 | 188450.00 | 4993856.00 | 41348392.00 |
| 22 | RAJASTHAN | 88274324.00 | 3427957.00 | 2254860.00 | 18200.00 | 5701017.00 | 93975341.00 |
| 23 | SIKKIM | 3381305.00 | 228703.00 | 219823.00 | ... | 448526.00 | 3829831.00 |
| 24 | TAMIL NADU | 104428364.00 | 5137263.00 | 1842632.00 | 16518.00 | 6996413.00 | 111424777.00 |
| 25 | TRIPURA | 7843850.00 | 395315.00 | 442951.00 | 310.00 | 838576.00 | 8682426.00 |
| 26 | UTTARAKHAND | 28413286.00 | 3384449.00 | 5399988.00 | ... | 8784437.00 | 37197723.00 |
| 27 | UTTAR PRADESH | 170266155.00 | 25216580.00 | 1578334.00 | ... | 26794914.00 | 197061069.00 |
| 28 | WEST BENGAL | 109516307.00 | 2843008.00 | 736089.00 | ... | 3579097.00 | 113095404.00 |
| TOTAL (STATES) | | 1455442424.00 | 190345074.00 | 47948815.00 | 1027994.00 | 239321883.00 | 1694764307.00 |
| 29 | A. & N. ISLANDS | 2439800.00 | 57080.00 | 104927.00 | 640.00 | 162647.00 | 2602447.00 |
| 30 | CHANDIGARH | 2956400.00 | 600938.00 | 271890.00 | ... | 872828.00 | 3829228.00 |
| 31 | DADRA & NAGAR HAVELI | 564600.00 | 7300.00 | 14275.00 | ... | 21575.00 | 586175.00 |
| 32 | DAMAN & DIU | 353300.00 | 21600.00 | 30500.00 | ... | 52100.00 | 405400.00 |
| 33 | DELHI | 35085798.00 | 5327754.00 | 172675.00 | 187282.00 | 5687711.00 | 40773509.00 |
| 34 | LAKSHADWEEP | 657900.00 | 84200.00 | 31090.00 | ... | 115290.00 | 773190.00 |
| 35 | PUDUCHERRY | 3606826.00 | 683926.00 | 128004.00 | 3634.00 | 815564.00 | 4422390.00 |
| TOTAL (U.T.s) | | 45664624.00 | 6782798.00 | 753361.00 | 191556.00 | 7727715.00 | 53392339.00 |
| TOTAL (STATES & U.T.s) | | 1501107048.00 | 197127872.00 | 48702176.00 | 1219550.00 | 247049598.00 | 1748156646.00 |
| CENTRE TOTAL | | 445322100.00 | 153826774.00 | 10741876.00 | 1914710.00 | 166483360.00 | 611805460.00 |
| GRAND TOTAL | | 1946429148.00 | 350954646.00 | 59444052.00 | 3134260.00 | 413532958.00 | 2359962106.00 |

..NICNET..

STATEMENT NO (3) : PLAN & NON-PLAN BUDGET PROVISION FOR EDUCATION BY ALL DEPARTMENTS
(REVENUE ACCOUNT)
2007-08(ACTUAL)

(RUPEES IN THOUSANDS)

| S.NO. | STATE/ UNION TERRITORY | EDUCATION DEPARTMENT | | | OTHER DEPARTMENTS | | | TOTAL | | |
|-----------------------|---------------------------|----------------------|--------------|---------------|-------------------|--------------|--------------|--------------|---------------|---------------|
| | | PLAN | NON-PLAN | TOTAL | PLAN | NON-PLAN | TOTAL | PLAN | NON-PLAN | TOTAL |
| 1 | ANDHRA PRADESH | 5373304.00 | 52566173.00 | 57939477.00 | 9588863.00 | 11251709.00 | 20840572.00 | 14962167.00 | 63817882.00 | 78780049.00 |
| 2 | ARUNACHAL PRADESH | 1794070.00 | 1012663.00 | 2806733.00 | 89228.00 | 280683.00 | 369911.00 | 1883298.00 | 1293346.00 | 3176644.00 |
| 3 | ASSAM | 381610.00 | 27610790.00 | 27992400.00 | 360766.00 | 2602779.00 | 2963545.00 | 742376.00 | 30213569.00 | 30955945.00 |
| 4 | BIHAR | 2974481.00 | 47649120.00 | 50623601.00 | 3025811.00 | 4515277.00 | 7541088.00 | 6000292.00 | 52164397.00 | 58164689.00 |
| 5 | CHHATTISGARH | 10165813.00 | 7698203.00 | 17864016.00 | 853537.00 | 5635434.00 | 6488971.00 | 11019350.00 | 13333637.00 | 24352987.00 |
| 6 | GOA | 685507.00 | 2986380.00 | 3671887.00 | 224345.00 | 474512.00 | 698857.00 | 909852.00 | 3460892.00 | 4370744.00 |
| 7 | GUJARAT | 3132324.00 | 48187560.00 | 51319884.00 | 3335685.00 | 2670468.00 | 6006153.00 | 6468009.00 | 50858028.00 | 57326037.00 |
| 8 | HARYANA | 7391601.00 | 19457809.00 | 26849410.00 | 2344436.00 | 3340407.00 | 5684843.00 | 9736037.00 | 22798216.00 | 32534253.00 |
| 9 | HIMACHAL PRADESH | 1099771.00 | 13386444.00 | 14486215.00 | 1022005.00 | 882202.00 | 1904207.00 | 2121776.00 | 14268646.00 | 16390422.00 |
| 10 | JAMMU & KASHMIR | .. | 10973173.00 | 10973173.00 | 75348.00 | 2451658.00 | 2527006.00 | 75348.00 | 13424831.00 | 13500179.00 |
| 11 | JHARKHAND | 8333149.00 | 15126183.00 | 23459332.00 | 986715.00 | 1608594.00 | 2595309.00 | 9319864.00 | 16734777.00 | 26054641.00 |
| 12 | KARNATAKA | 12967943.00 | 52998205.00 | 65966148.00 | 4164583.00 | 4610117.00 | 8774700.00 | 17132526.00 | 57608322.00 | 74740848.00 |
| 13 | KERALA | 1161965.00 | 43133854.00 | 44295819.00 | 2531246.00 | 5672274.00 | 8203520.00 | 3693211.00 | 48806128.00 | 52499339.00 |
| 14 | MADHYA PRADESH | 6527565.00 | 28942599.00 | 35470164.00 | 5897272.00 | 5379080.00 | 11276352.00 | 12424837.00 | 34321679.00 | 46746516.00 |
| 15 | MAHARASHTRA | 5592611.00 | 128402115.00 | 133994726.00 | 8885309.00 | 19495258.00 | 28380567.00 | 14477920.00 | 147897373.00 | 162375293.00 |
| 16 | MANIPUR | 485702.00 | 3196872.00 | 3682574.00 | 262755.00 | 223569.00 | 486324.00 | 748457.00 | 3420441.00 | 4168898.00 |
| 17 | MEGHALAYA | 924117.00 | 2350797.00 | 3274914.00 | 422027.00 | 268243.00 | 690270.00 | 1346144.00 | 2619040.00 | 3965184.00 |
| 18 | MIZORAM | 1088265.00 | 1736518.00 | 2824783.00 | 200790.00 | 150140.00 | 350930.00 | 1289055.00 | 1886658.00 | 3175713.00 |
| 19 | NAGALAND | 294932.00 | 3057674.00 | 3352606.00 | 222407.00 | 574561.00 | 796968.00 | 517339.00 | 3632235.00 | 4149574.00 |
| 20 | ORISSA | 3867116.00 | 25621158.00 | 29488274.00 | 1722642.00 | 2876301.00 | 4598943.00 | 5589758.00 | 28497459.00 | 34087217.00 |
| 21 | PUNJAB | 664897.00 | 25662033.00 | 26326930.00 | 299351.00 | 3418324.00 | 3717675.00 | 964248.00 | 29080357.00 | 30044605.00 |
| 22 | RAJASTHAN | 5582410.00 | 47927281.00 | 53509691.00 | 982108.00 | 2924629.00 | 3906737.00 | 6564518.00 | 50851910.00 | 57416428.00 |
| 23 | SIKKIM | 937516.00 | 1333498.00 | 2271014.00 | 244180.00 | 117269.00 | 361449.00 | 1181696.00 | 1450767.00 | 2632463.00 |
| 24 | TAMIL NADU | 5248348.00 | 61886887.00 | 67135235.00 | 3110097.00 | 2083268.00 | 5193365.00 | 8358445.00 | 63970155.00 | 72328600.00 |
| 25 | TRIPURA | 223208.00 | 4722157.00 | 4945365.00 | 323940.00 | 182197.00 | 506137.00 | 547148.00 | 4904354.00 | 5451502.00 |
| 26 | UTTARAKHAND | 4048469.00 | 11267108.00 | 15315577.00 | 1698856.00 | 3467094.00 | 5165950.00 | 5747325.00 | 14734202.00 | 20481527.00 |
| 27 | UTTAR PRADESH | 21666341.00 | 90662392.00 | 112328733.00 | 8724522.00 | 15684030.00 | 24408552.00 | 30390863.00 | 106346422.00 | 136737285.00 |
| 28 | WEST BENGAL | 8599790.00 | 57439572.00 | 66039362.00 | 829596.00 | 2037157.00 | 2866753.00 | 9429386.00 | 59476729.00 | 68906115.00 |
| TOTAL (STATES) | | 121212825.00 | 836995218.00 | 958208043.00 | 62428420.00 | 104877234.00 | 167305654.00 | 183641245.00 | 941872452.00 | 1125513697.00 |
| 29 | A. & N. ISLANDS | 389688.00 | 899229.00 | 1288917.00 | 53804.00 | 49958.00 | 103762.00 | 443492.00 | 949187.00 | 1392679.00 |
| 30 | CHANDIGARH | 373990.00 | 1822779.00 | 2196769.00 | 230017.00 | 406301.00 | 636318.00 | 604007.00 | 2229080.00 | 2833087.00 |
| 31 | DADRA & NAGAR HAVELI | 158911.00 | 140259.00 | 299170.00 | 9018.00 | 3978.00 | 12996.00 | 167929.00 | 144237.00 | 312166.00 |
| 32 | DAMAN & DIU | 51187.00 | 159006.00 | 210193.00 | 12232.00 | 18576.00 | 30808.00 | 63419.00 | 177582.00 | 241001.00 |
| 33 | DELHI | 4707124.00 | 16533020.00 | 21240144.00 | 2343181.00 | 1290322.00 | 3633503.00 | 7050305.00 | 17823342.00 | 24873647.00 |
| 34 | LAKSHADWEEP | 51617.00 | 294935.00 | 346552.00 | 48125.00 | 22234.00 | 70359.00 | 99742.00 | 317169.00 | 416911.00 |
| 35 | PUDUCHERRY | 960840.00 | 1348132.00 | 2308972.00 | 713337.00 | 173484.00 | 886821.00 | 1674177.00 | 1521616.00 | 3195793.00 |
| TOTAL (U.T.s) | | 6693357.00 | 21197360.00 | 27890717.00 | 3409714.00 | 1964853.00 | 5374567.00 | 10103071.00 | 23162213.00 | 33265284.00 |
| TOTAL (STATES & U.T.) | | 127906182.00 | 858192578.00 | 986098760.00 | 65838134.00 | 106842087.00 | 172680221.00 | 193744316.00 | 965034665.00 | 1158778981.00 |
| CENTRAL TOTAL | | 226593000.00 | 41104500.00 | 267697500.00 | 102439810.00 | 29056409.00 | 131496219.00 | 329032810.00 | 70160909.00 | 399193719.00 |
| GRAND TOTAL | | 354499182.00 | 899297078.00 | 1253796260.00 | 168277944.00 | 135898496.00 | 304176440.00 | 522777126.00 | 1035195574.00 | 1557972700.00 |

..NICNET..

STATEMENT NO (3) : PLAN & NON-PLAN BUDGET PROVISION FOR EDUCATION BY ALL DEPARTMENTS
(REVENUE ACCOUNT)
2008-09(REVISED ESTIMATES)

(RUPEES IN THOUSANDS)

| S.NO. | STATE/ UNION TERRITORY | EDUCATION DEPARTMENT | | | OTHER DEPARTMENTS | | | TOTAL | | |
|-----------------------|---------------------------|----------------------|---------------|---------------|-------------------|--------------|--------------|--------------|---------------|---------------|
| | | PLAN | NON-PLAN | TOTAL | PLAN | NON-PLAN | TOTAL | PLAN | NON-PLAN | TOTAL |
| 1 | ANDHRA PRADESH | 7423340.00 | 65711877.00 | 73135217.00 | 9665847.00 | 18402520.00 | 28068367.00 | 17089187.00 | 84114397.00 | 101203584.00 |
| 2 | ARUNACHAL PRADESH | 957463.00 | 2158173.00 | 3115636.00 | 123893.00 | 533227.00 | 657120.00 | 1081356.00 | 2691400.00 | 3772756.00 |
| 3 | ASSAM | 1399720.00 | 35435847.00 | 36835567.00 | 1927522.00 | 5050148.00 | 6977670.00 | 3327242.00 | 40485995.00 | 43813237.00 |
| 4 | BIHAR | 13258520.00 | 53809816.00 | 67068336.00 | 5632477.00 | 6129138.00 | 11761615.00 | 18890997.00 | 59938954.00 | 78829951.00 |
| 5 | CHHATTISGARH | 17360696.00 | 9927995.00 | 27288691.00 | 1619302.00 | 6696217.00 | 8315519.00 | 18979998.00 | 16624212.00 | 35604210.00 |
| 6 | GOA | 958053.00 | 4550263.00 | 5508316.00 | 427731.00 | 639487.00 | 1067218.00 | 1385784.00 | 5189750.00 | 6575534.00 |
| 7 | GUJARAT | 5772258.00 | 48746074.00 | 54518332.00 | 4752408.00 | 2842672.00 | 7595080.00 | 10524666.00 | 51588746.00 | 62113412.00 |
| 8 | HARYANA | 10110489.00 | 29423396.00 | 39533885.00 | 3759469.00 | 4430607.00 | 8190076.00 | 13869958.00 | 33854003.00 | 47723961.00 |
| 9 | HIMACHAL PRADESH | 768616.00 | 18263081.00 | 19031697.00 | 671197.00 | 1462047.00 | 2133244.00 | 1439813.00 | 19725128.00 | 21164941.00 |
| 10 | JAMMU & KASHMIR | 1455149.00 | 13412421.00 | 14867570.00 | 266591.00 | 2985664.00 | 3252255.00 | 1721740.00 | 16398085.00 | 18119825.00 |
| 11 | JHARKHAND | 6810083.00 | 21889914.00 | 28699997.00 | 4557684.00 | 3813780.00 | 8371464.00 | 11367767.00 | 25703694.00 | 37071461.00 |
| 12 | KARNATAKA | 16866508.00 | 66237443.00 | 83103951.00 | 5817931.00 | 5063342.00 | 10881273.00 | 22684439.00 | 71300785.00 | 93985224.00 |
| 13 | KERALA | 1929603.00 | 51861554.00 | 53791157.00 | 2961432.00 | 6162004.00 | 9123436.00 | 4891035.00 | 58023558.00 | 62914593.00 |
| 14 | MADHYA PRADESH | 11909879.00 | 40676894.00 | 52586773.00 | 6488401.00 | 6199268.00 | 12687669.00 | 18398280.00 | 46876162.00 | 65274442.00 |
| 15 | MAHARASHTRA | 8476818.00 | 150973281.00 | 159450099.00 | 9850743.00 | 25532970.00 | 35383713.00 | 18327561.00 | 176506251.00 | 194833812.00 |
| 16 | MANIPUR | 295719.00 | 3699666.00 | 3995385.00 | 250678.00 | 251634.00 | 502312.00 | 546397.00 | 3951300.00 | 4497697.00 |
| 17 | MEGHALAYA | 1521350.00 | 2595896.00 | 4117246.00 | 963023.00 | 315495.00 | 1278518.00 | 2484373.00 | 2911391.00 | 5395764.00 |
| 18 | MIZORAM | 1156782.00 | 2109528.00 | 3266310.00 | 221670.00 | 164068.00 | 385738.00 | 1378452.00 | 2273596.00 | 3652048.00 |
| 19 | NAGALAND | 293537.00 | 3204783.00 | 3498320.00 | 406406.00 | 331905.00 | 738311.00 | 699943.00 | 3536688.00 | 4236631.00 |
| 20 | ORISSA | 5588007.00 | 38910871.00 | 44498878.00 | 2432539.00 | 4204902.00 | 6637441.00 | 8020546.00 | 43115773.00 | 51136319.00 |
| 21 | PUNJAB | 2436137.00 | 28173461.00 | 30609598.00 | 1110794.00 | 4552037.00 | 5662831.00 | 32725498.00 | 3546931.00 | 36272429.00 |
| 22 | RAJASTHAN | 7876631.00 | 65706500.00 | 73583131.00 | 1340480.00 | 3978472.00 | 5318952.00 | 9217111.00 | 69684972.00 | 78902083.00 |
| 23 | SIKKIM | 1163624.00 | 1569527.00 | 2733151.00 | 367297.00 | 312215.00 | 679512.00 | 1530921.00 | 1881742.00 | 3412663.00 |
| 24 | TAMIL NADU | 5447011.00 | 85974197.00 | 91421208.00 | 3644777.00 | 3232964.00 | 6877741.00 | 9091788.00 | 89207161.00 | 98298949.00 |
| 25 | TRIPURA | 346833.00 | 5616630.00 | 5963463.00 | 524747.00 | 115831.00 | 640578.00 | 871580.00 | 5732461.00 | 6604041.00 |
| 26 | UTTARAKHAND | 2499718.00 | 8766542.00 | 11266260.00 | 2168933.00 | 4294919.00 | 6463852.00 | 4668651.00 | 13061461.00 | 17730112.00 |
| 27 | UTTAR PRADESH | 28429671.00 | 107067033.00 | 135496704.00 | 12828266.00 | 20831713.00 | 33659979.00 | 41257937.00 | 127898746.00 | 169156683.00 |
| 28 | WEST BENGAL | 8347598.00 | 64611996.00 | 72959594.00 | 1654860.00 | 2439326.00 | 4094186.00 | 10002458.00 | 67051322.00 | 77053780.00 |
| TOTAL (STATES) | | 170859813.00 | 1031084659.00 | 1201944472.00 | 86437098.00 | 140968572.00 | 227405670.00 | 257296911.00 | 1172053231.00 | 1429350142.00 |
| 29 | A. & N. ISLANDS | 552900.00 | 1415300.00 | 1968200.00 | 68187.00 | 78898.00 | 147085.00 | 621087.00 | 1494198.00 | 2115285.00 |
| 30 | CHANDIGARH | 430950.00 | 1991510.00 | 2422460.00 | 288750.00 | 455122.00 | 743872.00 | 719700.00 | 2446632.00 | 3166332.00 |
| 31 | DADRA & NAGAR HAVELI | 219500.00 | 223800.00 | 443300.00 | 11690.00 | 5400.00 | 17090.00 | 231190.00 | 229200.00 | 460390.00 |
| 32 | DAMAN & DIU | 80500.00 | 194600.00 | 275100.00 | 16700.00 | 23700.00 | 40400.00 | 97200.00 | 218300.00 | 315500.00 |
| 33 | DELHI | 5199200.00 | 23709945.00 | 28909145.00 | 3514097.00 | 1868907.00 | 5383004.00 | 8713297.00 | 25578852.00 | 34292149.00 |
| 34 | LAKSHADWEEP | 115600.00 | 466900.00 | 582500.00 | 53698.00 | 36385.00 | 90083.00 | 169298.00 | 503285.00 | 672583.00 |
| 35 | PUDUCHERRY | 1272072.00 | 2081818.00 | 3353890.00 | 420763.00 | 214139.00 | 634902.00 | 1692835.00 | 2295957.00 | 3988792.00 |
| TOTAL (U.T.s) | | 7870722.00 | 30083873.00 | 37954595.00 | 4373885.00 | 2682551.00 | 7056436.00 | 12244607.00 | 32766424.00 | 45011031.00 |
| TOTAL (STATES & U.T.) | | 178730535.00 | 1061168532.00 | 1239899067.00 | 90810983.00 | 143651123.00 | 234462106.00 | 269541518.00 | 1204819655.00 | 1474361173.00 |
| CENTRAL TOTAL | | 319415400.00 | 60665700.00 | 380081100.00 | 98181842.00 | 37237351.00 | 135419193.00 | 417597242.00 | 97903051.00 | 515500293.00 |
| GRAND TOTAL | | 498145935.00 | 1121834232.00 | 1619980167.00 | 188992825.00 | 180888474.00 | 369881299.00 | 687138760.00 | 1302722706.00 | 1989861466.00 |

..NICNET..

STATEMENT NO (3) : PLAN & NON-PLAN BUDGET PROVISION FOR EDUCATION BY ALL DEPARTMENTS
(REVENUE ACCOUNT)
2009-10(BUDGET ESTIMATES)

(RUPEES IN THOUSANDS)

| S.NO. | STATE/ UNION TERRITORY | EDUCATION DEPARTMENT | | | OTHER DEPARTMENTS | | | TOTAL | | |
|-----------------------|---------------------------|----------------------|---------------|---------------|-------------------|--------------|--------------|--------------|---------------|---------------|
| | | PLAN | NON-PLAN | TOTAL | PLAN | NON-PLAN | TOTAL | PLAN | NON-PLAN | TOTAL |
| 1 | ANDHRA PRADESH | 18026098.00 | 69230640.00 | 87256738.00 | 18032231.00 | 19445056.00 | 37477287.00 | 36058329.00 | 88675696.00 | 124734025.00 |
| 2 | ARUNACHAL PRADESH | 1011208.00 | 2713673.00 | 3724881.00 | 148976.00 | 498297.00 | 647273.00 | 1160184.00 | 3211970.00 | 4372154.00 |
| 3 | ASSAM | 2549000.00 | 41166546.00 | 43715546.00 | 2298160.00 | 4934877.00 | 7233037.00 | 4847160.00 | 46101423.00 | 50948583.00 |
| 4 | BIHAR | 13452300.00 | 66215965.00 | 79668265.00 | 5345350.00 | 7167564.00 | 12512914.00 | 18797650.00 | 73383529.00 | 92181179.00 |
| 5 | CHHATTISGARH | 22273985.00 | 11996786.00 | 34270771.00 | 2337224.00 | 8308459.00 | 10645683.00 | 24611209.00 | 20305245.00 | 44916454.00 |
| 6 | GOA | 899499.00 | 5002668.00 | 5902167.00 | 487911.00 | 725441.00 | 1213352.00 | 1387410.00 | 5728109.00 | 7115519.00 |
| 7 | GUJARAT | 7750275.00 | 48513433.00 | 56263708.00 | 5683149.00 | 3658904.00 | 9342053.00 | 13433424.00 | 52172337.00 | 65605761.00 |
| 8 | HARYANA | 12941943.00 | 39672017.00 | 52613960.00 | 4437977.00 | 4849317.00 | 9287294.00 | 17379920.00 | 44521334.00 | 61901254.00 |
| 9 | HIMACHAL PRADESH | 768896.00 | 19672114.00 | 20441010.00 | 802387.00 | 1459799.00 | 2262186.00 | 1571283.00 | 21131913.00 | 22703196.00 |
| 10 | JAMMU & KASHMIR | 2881264.00 | 17619325.00 | 20500589.00 | 580248.00 | 3611332.00 | 4191580.00 | 3461512.00 | 21230657.00 | 24692169.00 |
| 11 | JHARKHAND | 8609300.00 | 26708605.00 | 35317905.00 | 3288518.00 | 3640480.00 | 6928998.00 | 11897818.00 | 30349085.00 | 42246903.00 |
| 12 | KARNATAKA | 18690552.00 | 66184571.00 | 84875123.00 | 7579146.00 | 5442631.00 | 13021777.00 | 26269698.00 | 71627202.00 | 97896900.00 |
| 13 | KERALA | 3160838.00 | 58017788.00 | 61178626.00 | 3623800.00 | 6579168.00 | 10202968.00 | 6784638.00 | 64596956.00 | 71381594.00 |
| 14 | MADHYA PRADESH | 15008532.00 | 44950119.00 | 59958651.00 | 6994801.00 | 6995166.00 | 13989967.00 | 22003333.00 | 51945285.00 | 73948618.00 |
| 15 | MAHARASHTRA | 2772658.00 | 186868268.00 | 189640926.00 | 3412455.00 | 27603803.00 | 31016258.00 | 6185113.00 | 214472071.00 | 220657184.00 |
| 16 | MANIPUR | 637439.00 | 3852061.00 | 4489500.00 | 284227.00 | 299464.00 | 583691.00 | 921666.00 | 4151525.00 | 5073191.00 |
| 17 | MEGHALAYA | 1656150.00 | 3365304.00 | 5021454.00 | 666722.00 | 435906.00 | 1102628.00 | 2322872.00 | 3801210.00 | 6124082.00 |
| 18 | MIZORAM | 1395040.00 | 2776660.00 | 4171700.00 | 422893.00 | 186232.00 | 609125.00 | 1817933.00 | 2962892.00 | 4780825.00 |
| 19 | NAGALAND | 373000.00 | 3318938.00 | 3691938.00 | 392778.00 | 399998.00 | 792776.00 | 3718936.00 | 4484714.00 | 5303630.00 |
| 20 | ORISSA | 5675959.00 | 48584880.00 | 54260839.00 | 2422859.00 | 5701341.00 | 8124200.00 | 8098818.00 | 54286221.00 | 62385039.00 |
| 21 | PUNJAB | 2856460.00 | 33498076.00 | 36354536.00 | 823871.00 | 4169985.00 | 4993856.00 | 37668031.00 | 41348392.00 | 49486881.00 |
| 22 | RAJASTHAN | 7417318.00 | 80857006.00 | 88274324.00 | 1022988.00 | 4678029.00 | 5701017.00 | 8440306.00 | 85535035.00 | 93975341.00 |
| 23 | SIKKIM | 1273921.00 | 2107384.00 | 3381305.00 | 333416.00 | 115110.00 | 448526.00 | 1607337.00 | 2222494.00 | 3829831.00 |
| 24 | TAMIL NADU | 7910752.00 | 96517612.00 | 104428364.00 | 3590853.00 | 3405560.00 | 6996413.00 | 11501605.00 | 99923172.00 | 111424777.00 |
| 25 | TRIPURA | 457768.00 | 7386082.00 | 7843850.00 | 686487.00 | 152089.00 | 838576.00 | 1144255.00 | 7538171.00 | 8682426.00 |
| 26 | UTTARAKHAND | 3136149.00 | 25277137.00 | 28413286.00 | 3181261.00 | 5603176.00 | 8784437.00 | 6317410.00 | 30880313.00 | 37197723.00 |
| 27 | UTTAR PRADESH | 28607492.00 | 141658663.00 | 170266155.00 | 7008959.00 | 19785955.00 | 26794914.00 | 35616451.00 | 161444618.00 | 197061069.00 |
| 28 | WEST BENGAL | 11565581.00 | 97950726.00 | 109516307.00 | 838165.00 | 2740932.00 | 3579097.00 | 12403746.00 | 100691658.00 | 113095404.00 |
| TOTAL (STATES) | | 203759377.00 | 1251683047.00 | 1455442424.00 | 86727812.00 | 152594071.00 | 239321883.00 | 290487189.00 | 1404277118.00 | 1694764307.00 |
| 29 | A. & N. ISLANDS | 686200.00 | 1753600.00 | 2439800.00 | 73496.00 | 89151.00 | 162647.00 | 759696.00 | 1842751.00 | 2602447.00 |
| 30 | CHANDIGARH | 314800.00 | 2641600.00 | 2956400.00 | 203800.00 | 669028.00 | 872828.00 | 518600.00 | 3310628.00 | 3829228.00 |
| 31 | DADRA & NAGAR HAVELI | 305300.00 | 259300.00 | 564600.00 | 15575.00 | 6000.00 | 21575.00 | 320875.00 | 265300.00 | 586175.00 |
| 32 | DAMAN & DIU | 111100.00 | 242200.00 | 353300.00 | 25000.00 | 27100.00 | 52100.00 | 136100.00 | 269300.00 | 405400.00 |
| 33 | DELHI | 5318400.00 | 29767398.00 | 35085798.00 | 3405850.00 | 2281861.00 | 5687711.00 | 8724250.00 | 32049259.00 | 40773509.00 |
| 34 | LAKSHADWEEP | 128200.00 | 529700.00 | 657900.00 | 66934.00 | 48356.00 | 115290.00 | 195134.00 | 578056.00 | 773190.00 |
| 35 | PUDUCHERRY | 1569869.00 | 2036957.00 | 3606826.00 | 604712.00 | 210852.00 | 815564.00 | 2174581.00 | 2247809.00 | 4422390.00 |
| TOTAL (U.T.s) | | 8433869.00 | 37230755.00 | 45664624.00 | 4395367.00 | 3332348.00 | 7727715.00 | 12829236.00 | 40563103.00 | 53392339.00 |
| TOTAL (STATES & U.T.) | | 212193246.00 | 1288913802.00 | 1501107048.00 | 91123179.00 | 155926419.00 | 247049598.00 | 303316425.00 | 1444840221.00 | 1748156646.00 |
| CENTRAL TOTAL | | 364000000.00 | 81322100.00 | 445322100.00 | 119827085.00 | 46656275.00 | 166483360.00 | 483827085.00 | 127978375.00 | 611805460.00 |
| GRAND TOTAL | | 576193246.00 | 1370235902.00 | 1946429148.00 | 210950264.00 | 202582694.00 | 413532958.00 | 787143510.00 | 1572818596.00 | 2359962106.00 |

..NICNET..

STATEMENT NO (3-A) : PERCENTAGE OF TOTAL PLAN & NON-PLAN BUDGETED EXPENDITURE ON EDUCATION
DEPARTMENT TO THE TOTAL STATE PLAN & NON-PLAN BUDGETED EXPENDITURE
(REVENUE ACCOUNT)

(RUPEES IN CRORES)

| S.NO | STATE/UNION TERRITORY | 2007-08(ACTUALS) | | | 2008-09(R.E.) | | | 2009-10(B.E.) | | |
|-----------------------|--------------------------|------------------|----------|-------|---------------|----------|-------|---------------|----------|-------|
| | | PLAN | NON-PLAN | TOTAL | PLAN | NON-PLAN | TOTAL | PLAN | NON-PLAN | TOTAL |
| 1 | ANDHRA PRADESH | 3.87 | 13.11 | 10.73 | 3.10 | 15.04 | 10.82 | 8.40 | 12.57 | 11.40 |
| 2 | ARUNACHAL PRADESH | 17.19 | 8.33 | 12.42 | 9.28 | 11.48 | 10.70 | 6.03 | 14.06 | 10.33 |
| 3 | ASSAM | 1.93 | 25.65 | 21.96 | 2.37 | 22.84 | 17.20 | 3.83 | 18.20 | 14.94 |
| 4 | BIHAR | 4.88 | 27.28 | 21.48 | 15.87 | 21.94 | 20.40 | 17.35 | 23.68 | 22.31 |
| 5 | CHHATTISGARH | 28.43 | 10.60 | 16.48 | 25.78 | 11.04 | 17.35 | 27.61 | 11.97 | 18.94 |
| 6 | GOA | 12.09 | 13.51 | 13.22 | 13.80 | 15.02 | 14.80 | 10.51 | 13.78 | 13.16 |
| 7 | GUJARAT | 4.12 | 18.58 | 15.30 | 5.36 | 17.02 | 13.83 | 5.88 | 14.90 | 12.30 |
| 8 | HARYANA | 23.28 | 13.56 | 15.32 | 22.49 | 17.09 | 18.21 | 23.03 | 19.64 | 20.38 |
| 9 | HIMACHAL PRADESH | 9.15 | 18.88 | 17.47 | 8.49 | 20.72 | 19.58 | 7.60 | 21.36 | 20.00 |
| 10 | JAMMU & KASHMIR | ... | 9.84 | 9.39 | 32.47 | 11.18 | 11.94 | 40.97 | 12.56 | 13.92 |
| 11 | JHARKHAND | 18.43 | 17.64 | 17.91 | 12.70 | 21.64 | 18.54 | 15.23 | 21.26 | 19.39 |
| 12 | KARNATAKA | 15.60 | 18.24 | 17.65 | 15.97 | 21.04 | 19.76 | 13.32 | 19.93 | 17.97 |
| 13 | KERALA | 5.09 | 19.08 | 17.80 | 5.26 | 20.64 | 18.68 | 7.44 | 21.56 | 19.63 |
| 14 | MADHYA PRADESH | 9.59 | 15.40 | 13.85 | 14.07 | 17.45 | 16.55 | 13.30 | 16.66 | 15.67 |
| 15 | MAHARASHTRA | 5.44 | 23.56 | 20.68 | 5.55 | 23.84 | 20.28 | 1.27 | 25.11 | 19.72 |
| 16 | MANIPUR | 10.12 | 17.64 | 16.06 | 5.07 | 16.55 | 14.17 | 10.63 | 15.68 | 14.69 |
| 17 | MEGHALAYA | 12.81 | 15.34 | 14.53 | 9.79 | 15.96 | 12.95 | 10.64 | 16.56 | 13.99 |
| 18 | MIZORAM | 16.77 | 13.79 | 14.80 | 13.24 | 13.27 | 13.26 | 14.15 | 15.04 | 14.73 |
| 19 | NAGALAND | 6.11 | 14.64 | 13.03 | 4.13 | 13.55 | 11.38 | 4.73 | 13.94 | 11.65 |
| 20 | ORISSA | 9.46 | 18.79 | 16.64 | 9.14 | 19.52 | 17.08 | 8.98 | 21.50 | 18.76 |
| 21 | PUNJAB | 5.71 | 11.72 | 11.42 | 11.33 | 11.46 | 11.45 | 12.79 | 11.93 | 12.00 |
| 22 | RAJASTHAN | 10.87 | 19.97 | 18.37 | 12.99 | 22.97 | 21.23 | 11.34 | 24.40 | 22.25 |
| 23 | SIKKIM | 22.33 | 6.91 | 9.67 | 19.39 | 8.81 | 11.48 | 21.92 | 10.61 | 13.17 |
| 24 | TAMIL NADU | 6.33 | 17.85 | 15.62 | 5.24 | 19.10 | 16.50 | 7.22 | 19.97 | 17.61 |
| 25 | TRIPURA | 3.87 | 21.29 | 17.70 | 4.79 | 20.57 | 17.26 | 6.19 | 20.94 | 18.38 |
| 26 | UTTARAKHAND | 22.08 | 20.79 | 21.11 | 11.85 | 14.50 | 13.82 | 13.71 | 28.49 | 25.46 |
| 27 | UTTAR PRADESH | 18.45 | 16.95 | 17.22 | 13.59 | 17.81 | 16.72 | 16.46 | 18.77 | 18.33 |
| 28 | WEST BENGAL | 12.73 | 18.20 | 17.24 | 9.10 | 14.59 | 13.65 | 9.87 | 20.18 | 18.18 |
| TOTAL (STATES) | | 10.66 | 17.94 | 16.50 | 10.14 | 18.46 | 16.53 | 10.92 | 19.24 | 17.38 |
| 29 | A. & N. ISLANDS | 11.09 | 10.48 | 10.66 | 12.47 | 12.30 | 12.35 | 11.88 | 14.25 | 13.49 |
| 30 | CHANDIGARH | 22.97 | 15.71 | 16.60 | 26.40 | 15.40 | 16.63 | 26.78 | 16.56 | 17.27 |
| 31 | DADRA & NAGAR HAVELI | 28.99 | 1.59 | 3.20 | 27.37 | 1.63 | 3.05 | 30.27 | 1.38 | 2.84 |
| 32 | DAMAN & DIU | 16.36 | 3.48 | 4.31 | 16.05 | 3.26 | 4.25 | 16.23 | 3.39 | 4.51 |
| 33 | DELHI | 14.11 | 25.70 | 21.74 | 12.09 | 29.26 | 23.31 | 12.27 | 31.78 | 25.60 |
| 34 | LAKSHADWEEP | 8.75 | 10.10 | 9.87 | 12.50 | 11.28 | 11.50 | 12.79 | 11.88 | 12.04 |
| 35 | PUDUCHERRY | 11.35 | 9.96 | 10.49 | 9.13 | 11.83 | 10.64 | 10.44 | 12.06 | 11.29 |
| TOTAL (U.T.) | | 13.82 | 18.54 | 17.14 | 12.07 | 20.48 | 17.89 | 12.39 | 21.99 | 19.24 |
| TOTAL (STATES & U.T.) | | 10.74 | 17.95 | 16.52 | 10.21 | 18.51 | 16.57 | 10.97 | 19.31 | 17.44 |

..NICNET..

STATEMENT NO (3-B) : PERCENTAGE OF TOTAL PLAN & NON-PLAN BUDGETED EXPENDITURE ON EDUCATION & OTHER DEPARTMENT TO THE TOTAL STATE PLAN & NON-PLAN BUDGETED EXPENDITURE (REVENUE ACCOUNT)

(RUPEES IN CRORES)

| S.NO. | STATE/ UNION TERRITORY | 2007-08(ACTUALS) | | | 2008-09(R.E.) | | | 2009-10(B.E.) | | |
|-----------------------|------------------------|------------------|----------|-------|---------------|----------|-------|---------------|----------|-------|
| | | PLAN | NON-PLAN | TOTAL | PLAN | NON-PLAN | TOTAL | PLAN | NON-PLAN | TOTAL |
| 1 | ANDHRA PRADESH | 10.76 | 15.92 | 14.59 | 7.14 | 19.25 | 14.97 | 16.80 | 16.10 | 16.29 |
| 2 | ARUNACHAL PRADESH | 18.04 | 10.64 | 14.06 | 10.48 | 14.31 | 12.96 | 6.92 | 16.64 | 12.12 |
| 3 | ASSAM | 3.75 | 28.07 | 24.29 | 5.64 | 26.09 | 20.45 | 7.29 | 20.38 | 17.41 |
| 4 | BIHAR | 9.84 | 29.87 | 24.68 | 22.61 | 24.44 | 23.97 | 24.24 | 26.25 | 25.81 |
| 5 | CHHATTISGARH | 30.82 | 18.36 | 22.47 | 28.19 | 18.48 | 22.64 | 30.51 | 20.26 | 24.83 |
| 6 | GOA | 16.04 | 15.66 | 15.73 | 19.96 | 17.14 | 17.66 | 16.21 | 15.78 | 15.86 |
| 7 | GUJARAT | 8.51 | 19.61 | 17.09 | 9.77 | 18.01 | 15.76 | 10.20 | 16.02 | 14.35 |
| 8 | HARYANA | 30.66 | 15.89 | 18.56 | 30.86 | 19.66 | 21.98 | 30.92 | 22.04 | 23.97 |
| 9 | HIMACHAL PRADESH | 17.65 | 20.13 | 19.77 | 15.91 | 22.38 | 21.77 | 15.54 | 22.94 | 22.21 |
| 10 | JAMMU & KASHMIR | 1.40 | 12.04 | 11.55 | 38.41 | 13.67 | 14.56 | 49.22 | 15.14 | 16.77 |
| 11 | JHARKHAND | 20.62 | 19.52 | 19.90 | 21.20 | 25.40 | 23.95 | 21.05 | 24.16 | 23.20 |
| 12 | KARNATAKA | 20.61 | 19.82 | 20.00 | 21.47 | 22.64 | 22.35 | 18.72 | 21.57 | 20.72 |
| 13 | KERALA | 16.17 | 21.59 | 21.09 | 13.32 | 23.10 | 21.85 | 15.97 | 24.00 | 22.91 |
| 14 | MADHYA PRADESH | 18.25 | 18.26 | 18.26 | 21.74 | 20.10 | 20.54 | 19.50 | 19.26 | 19.33 |
| 15 | MAHARASHTRA | 14.07 | 27.14 | 25.07 | 11.99 | 27.87 | 24.79 | 2.84 | 28.81 | 22.94 |
| 16 | MANIPUR | 15.60 | 18.87 | 18.18 | 9.36 | 17.67 | 15.95 | 15.37 | 16.90 | 16.60 |
| 17 | MEGHALAYA | 18.66 | 17.09 | 17.59 | 15.99 | 17.90 | 16.97 | 14.92 | 18.71 | 17.07 |
| 18 | MIZORAM | 19.86 | 14.98 | 16.64 | 15.78 | 14.30 | 14.83 | 18.44 | 16.05 | 16.88 |
| 19 | NAGALAND | 10.71 | 17.39 | 16.13 | 9.85 | 14.96 | 13.78 | 9.71 | 15.62 | 14.15 |
| 20 | ORISSA | 13.67 | 20.90 | 19.23 | 13.12 | 21.62 | 19.63 | 12.81 | 24.03 | 21.57 |
| 21 | PUNJAB | 8.29 | 13.28 | 13.03 | 16.49 | 13.31 | 13.57 | 16.48 | 13.42 | 13.64 |
| 22 | RAJASTHAN | 12.79 | 21.19 | 19.71 | 15.20 | 24.36 | 22.76 | 12.90 | 25.81 | 23.69 |
| 23 | SIKKIM | 28.15 | 7.52 | 11.21 | 25.51 | 10.57 | 14.33 | 27.66 | 11.19 | 14.92 |
| 24 | TAMIL NADU | 10.07 | 18.45 | 16.83 | 8.75 | 19.82 | 17.74 | 10.50 | 20.67 | 18.79 |
| 25 | TRIPURA | 9.49 | 22.11 | 19.51 | 12.03 | 20.99 | 19.11 | 15.48 | 21.37 | 20.35 |
| 26 | UTTARAKHAND | 31.34 | 27.18 | 28.23 | 22.13 | 21.61 | 21.74 | 27.62 | 34.80 | 33.33 |
| 27 | UTTAR PRADESH | 25.88 | 19.89 | 20.96 | 19.72 | 21.27 | 20.87 | 20.49 | 21.39 | 21.22 |
| 28 | WEST BENGAL | 13.96 | 18.85 | 17.98 | 10.91 | 15.14 | 14.41 | 10.59 | 20.75 | 18.77 |
| TOTAL (STATES) | | 16.07 | 20.19 | 19.38 | 15.26 | 20.98 | 19.66 | 15.56 | 21.58 | 20.24 |
| 29 | A. & N. ISLANDS | 12.63 | 11.06 | 11.52 | 14.01 | 12.98 | 13.27 | 13.15 | 14.97 | 14.39 |
| 30 | CHANDIGARH | 37.09 | 19.21 | 21.41 | 44.09 | 18.92 | 21.74 | 44.12 | 20.76 | 22.36 |
| 31 | DADRA & NAGAR HAVELI | 30.63 | 1.64 | 3.34 | 28.82 | 1.67 | 3.16 | 31.81 | 1.41 | 2.95 |
| 32 | DAMAN & DIU | 20.27 | 3.89 | 4.94 | 19.38 | 3.66 | 4.87 | 19.89 | 3.77 | 5.17 |
| 33 | DELHI | 21.13 | 27.70 | 25.46 | 20.26 | 31.57 | 27.65 | 20.12 | 34.21 | 29.75 |
| 34 | LAKSHADWEEP | 16.91 | 10.86 | 11.87 | 18.31 | 12.16 | 13.28 | 19.47 | 12.96 | 14.15 |
| 35 | PUDUCHERRY | 19.77 | 11.24 | 14.52 | 12.16 | 13.05 | 12.65 | 14.46 | 13.30 | 13.85 |
| TOTAL (U.T.) | | 20.86 | 20.26 | 20.44 | 18.77 | 22.30 | 21.22 | 18.85 | 23.96 | 22.50 |
| TOTAL (STATES & U.T.) | | 18.19 | 20.19 | 19.41 | 15.39 | 21.02 | 19.70 | 15.68 | 21.64 | 20.30 |

STATEMENT NO (4) : TOTAL STATE BUDGETED EXPENDITURE ON EDUCATION & TRAINING (REVENUE ACCOUNT)

(RUPEES IN THOUSANDS)

| S.NO. | STATE/ UNION TERRITORY | 2007-08(ACTUALS) | | | 2008-09(R.E.) | | | 2009-10(B.E.) | | |
|-------|------------------------|--------------------|--|---------------------------|--------------------|--|---------------------------|--------------------|--|---------------------------|
| | | TOTAL STATE BUDGET | EXP. ON EDN. & TRAN. BY EDU. & OTHER DEPT. | % AGE OF COL(3) TO COL(2) | TOTAL STATE BUDGET | EXP. ON EDN. & TRAN. BY EDU. & OTHER DEPT. | % AGE OF COL(6) TO COL(5) | TOTAL STATE BUDGET | EXP. ON EDN. & TRAN. BY EDU. & OTHER DEPT. | % AGE OF COL(9) TO COL(8) |
| 1 | 2 | 3 | 4 | 5 | 6 | 7 | 8 | 9 | 10 | |
| 1 | ANDHRA PRADESH | 539835700.00 | 78780049.00 | 14.59 | 676190400.00 | 101203584.00 | 14.97 | 765571800.00 | 124734025.00 | 16.29 |
| 2 | ARUNACHAL PRADESH | 22595500.00 | 3176644.00 | 14.06 | 29118500.00 | 3772756.00 | 12.96 | 36070800.00 | 4372154.00 | 12.12 |
| 3 | ASSAM | 127441600.00 | 30955945.00 | 24.29 | 214210900.00 | 43813237.00 | 20.45 | 292698600.00 | 50948583.00 | 17.41 |
| 4 | BIHAR | 235648600.00 | 58164689.00 | 24.68 | 328826500.00 | 78829951.00 | 23.97 | 357150400.00 | 92181179.00 | 25.81 |
| 5 | CHHATTISGARH | 108398500.00 | 24352987.00 | 22.47 | 157291800.00 | 35604210.00 | 22.64 | 180910500.00 | 44916454.00 | 24.83 |
| 6 | GOA | 27777600.00 | 4370744.00 | 15.73 | 37228500.00 | 6575534.00 | 17.66 | 44851400.00 | 7115519.00 | 15.86 |
| 7 | GUJARAT | 335395300.00 | 57326037.00 | 17.09 | 394149600.00 | 62113412.00 | 15.76 | 457283600.00 | 65605761.00 | 14.35 |
| 8 | HARYANA | 175268700.00 | 32534253.00 | 18.56 | 217151900.00 | 47723961.00 | 21.98 | 258210600.00 | 61901254.00 | 23.97 |
| 9 | HIMACHAL PRADESH | 82917600.00 | 16390422.00 | 19.77 | 97201200.00 | 21164941.00 | 21.77 | 102217600.00 | 22703196.00 | 22.21 |
| 10 | JAMMU & KASHMIR | 116850400.00 | 13500179.00 | 11.55 | 124468600.00 | 18119825.00 | 14.56 | 147257900.00 | 24692169.00 | 16.77 |
| 11 | JHARKHAND | 130956800.00 | 26054641.00 | 19.90 | 154792100.00 | 37071461.00 | 23.95 | 182129400.00 | 42246903.00 | 23.20 |
| 12 | KARNATAKA | 373747700.00 | 74740848.00 | 20.00 | 420503700.00 | 93985224.00 | 22.35 | 472376600.00 | 97896900.00 | 20.72 |
| 13 | KERALA | 248916300.00 | 52499339.00 | 21.09 | 287921200.00 | 62914593.00 | 21.85 | 311618400.00 | 71381594.00 | 22.91 |
| 14 | MADHYA PRADESH | 256011100.00 | 46746516.00 | 18.26 | 317789400.00 | 65274442.00 | 20.54 | 382621200.00 | 73948618.00 | 19.33 |
| 15 | MAHARASHTRA | 647800500.00 | 162375293.00 | 25.07 | 786068900.00 | 194833812.00 | 24.79 | 961840300.00 | 220657184.00 | 22.94 |
| 16 | MANIPUR | 22925200.00 | 4168898.00 | 18.18 | 28195500.00 | 4497697.00 | 15.95 | 30559100.00 | 5073191.00 | 16.60 |
| 17 | MEGHALAYA | 22536600.00 | 3965184.00 | 17.59 | 31804700.00 | 5395764.00 | 16.97 | 35882700.00 | 6124082.00 | 17.07 |
| 18 | MIZORAM | 19083900.00 | 3175713.00 | 16.64 | 24629400.00 | 3652048.00 | 14.83 | 28316800.00 | 4780825.00 | 16.88 |
| 19 | NAGALAND | 25722600.00 | 4149574.00 | 16.13 | 30751100.00 | 4236631.00 | 13.78 | 31700700.00 | 4484714.00 | 14.15 |
| 20 | ORISSA | 177232700.00 | 34087217.00 | 19.23 | 260496900.00 | 51136319.00 | 19.63 | 289191700.00 | 62385039.00 | 21.57 |
| 21 | PUNJAB | 230608600.00 | 30044605.00 | 13.03 | 267310500.00 | 36272429.00 | 13.57 | 303062500.00 | 41348392.00 | 13.64 |
| 22 | RAJASTHAN | 291276500.00 | 57416428.00 | 19.71 | 346662000.00 | 78902083.00 | 22.76 | 396766100.00 | 93975341.00 | 23.69 |
| 23 | SIKKIM | 23485600.00 | 2632463.00 | 11.21 | 23807500.00 | 3412663.00 | 14.33 | 25671500.00 | 3829831.00 | 14.92 |
| 24 | TAMIL NADU | 429750100.00 | 72328600.00 | 16.83 | 554025600.00 | 98298949.00 | 17.74 | 592952900.00 | 111424777.00 | 18.79 |
| 25 | TRIPURA | 27942000.00 | 5451502.00 | 19.51 | 34552200.00 | 6604041.00 | 19.11 | 42668600.00 | 8682426.00 | 20.35 |
| 26 | UTTARAKHAND | 72545600.00 | 20481527.00 | 28.23 | 81539200.00 | 17730112.00 | 21.74 | 111611100.00 | 37197723.00 | 33.33 |
| 27 | UTTAR PRADESH | 652232100.00 | 136737285.00 | 20.96 | 810409000.00 | 169156683.00 | 20.87 | 928666500.00 | 197061069.00 | 21.22 |
| 28 | WEST BENGAL | 383144200.00 | 68906115.00 | 17.98 | 534550200.00 | 77053780.00 | 14.41 | 602525300.00 | 113095404.00 | 18.77 |
| | TOTAL (STATES) | 5808047600.00 | 1125513697.00 | 19.38 | 7271647000.00 | 1429350142.00 | 19.66 | 8372384600.00 | 1694764307.00 | 20.24 |
| 29 | A. & N. ISLANDS | 12091560.00 | 1392679.00 | 11.52 | 15941400.00 | 2115285.00 | 13.27 | 18082900.00 | 2602447.00 | 14.39 |
| 30 | CHANDIGARH | 13229928.00 | 2833087.00 | 21.41 | 14566200.00 | 3166332.00 | 21.74 | 17122400.00 | 3829228.00 | 22.36 |
| 31 | DADRA & NAGAR HAVELI | 9344299.00 | 312166.00 | 3.34 | 14548700.00 | 460390.00 | 3.16 | 19849100.00 | 586175.00 | 2.95 |
| 32 | DAMAN & DIU | 4881020.00 | 241001.00 | 4.94 | 6473300.00 | 315500.00 | 4.87 | 7836700.00 | 405400.00 | 5.17 |
| 33 | DELHI | 97705300.00 | 24873647.00 | 25.46 | 124027500.00 | 34292149.00 | 27.65 | 137033100.00 | 40773509.00 | 29.75 |
| 34 | LAKSHADWEEP | 3511264.00 | 416911.00 | 11.87 | 5064300.00 | 672583.00 | 13.28 | 5462400.00 | 773190.00 | 14.15 |
| 35 | PUDUCHERRY | 22005900.00 | 3195793.00 | 14.52 | 31519800.00 | 3988792.00 | 12.65 | 31936200.00 | 4422390.00 | 13.85 |
| | TOTAL (U.T.s) | 162769271.00 | 33265284.00 | 20.44 | 212141200.00 | 45011031.00 | 21.22 | 237322800.00 | 53392339.00 | 22.50 |
| | TOTAL (STATES & U.T.) | 5970816871.00 | 1158778981.00 | 19.41 | 7483788200.00 | 1474361173.00 | 19.70 | 8609707400.00 | 1748156646.00 | 20.30 |
| | TOTAL (CENTRE) | 5944330000.00 | 399193719.00 | 6.72 | 8034460000.00 | 515500293.00 | 6.42 | 8972320000.00 | 611805460.00 | 6.82 |
| | GRAND TOTAL | 11915146871.00 | 1557972700.00 | 13.08 | 15518248200.00 | 1989861466.00 | 12.82 | 17582027400.00 | 2359962106.00 | 13.42 |

...NICNET...

STATEMENT NO (5) : PLAN & NONPLAN BUDGETED EXPENDITURE ON EDUCATION OF EDUCATION DEPARTMENT
(REVENUE ACCOUNT)

(RUPEES IN THOUSANDS)

| 2007-08 (ACTUALS) | | | | | | |
|-----------------------|------------------------|---|---|-------------------------------|--|-------------------------------|
| S.NO. | STATE/ UNION TERRITORY | TOTAL EXP. ON EDN. OF THE EDN. DEPARTMENT | PLAN EXP. ON EDN. OF THE EDUCATION DEPARTMENT | % AGE OF COL. (3) TO COL. (2) | NON-PLAN EXP. ON EDN. OF THE EDN. DEPARTMENT | % AGE OF COL. (5) TO COL. (2) |
| 1 | | 2 | 3 | 4 | 5 | 6 |
| 1 | ANDHRA PRADESH | 57939477.00 | 5373304.00 | 9.27 | 52566173.00 | 90.73 |
| 2 | ARUNACHAL PRADESH | 2806733.00 | 1794070.00 | 63.92 | 1012663.00 | 36.08 |
| 3 | ASSAM | 27992400.00 | 381610.00 | 1.36 | 27610790.00 | 98.64 |
| 4 | BIHAR | 50623601.00 | 2974481.00 | 5.88 | 47649120.00 | 94.12 |
| 5 | CHHATTISGARH | 17864016.00 | 10165813.00 | 56.91 | 7698203.00 | 43.09 |
| 6 | GOA | 3671887.00 | 685507.00 | 18.67 | 2986380.00 | 81.33 |
| 7 | GUJARAT | 51319884.00 | 3132324.00 | 6.10 | 48187560.00 | 93.90 |
| 8 | HARYANA | 26849410.00 | 7391601.00 | 27.53 | 19457809.00 | 72.47 |
| 9 | HIMACHAL PRADESH | 14486215.00 | 1099771.00 | 7.59 | 13386444.00 | 92.41 |
| 10 | JAMMU & KASHMIR | 10973173.00 | 0.00 | 0.00 | 10973173.00 | 100.00 |
| 11 | JHARKHAND | 23459332.00 | 8333149.00 | 35.52 | 15126183.00 | 64.48 |
| 12 | KARNATAKA | 65966148.00 | 12967943.00 | 19.66 | 52998205.00 | 80.34 |
| 13 | KERALA | 44295819.00 | 1161965.00 | 2.62 | 43133854.00 | 97.38 |
| 14 | MADHYA PRADESH | 35470164.00 | 6527565.00 | 18.40 | 28942599.00 | 81.60 |
| 15 | MAHARASHTRA | 133994726.00 | 5592611.00 | 4.17 | 128402115.00 | 95.83 |
| 16 | MANIPUR | 3682574.00 | 485702.00 | 13.19 | 3196872.00 | 86.81 |
| 17 | MEGHALAYA | 3274914.00 | 924117.00 | 28.22 | 2350797.00 | 71.78 |
| 18 | MIZORAM | 2824783.00 | 1088265.00 | 38.53 | 1736518.00 | 61.47 |
| 19 | NAGALAND | 3352606.00 | 294932.00 | 8.80 | 3057674.00 | 91.20 |
| 20 | ORISSA | 29488274.00 | 3867116.00 | 13.11 | 25621158.00 | 86.89 |
| 21 | PUNJAB | 26326930.00 | 664897.00 | 2.53 | 25662033.00 | 97.47 |
| 22 | RAJASTHAN | 53509691.00 | 5582410.00 | 10.43 | 47927281.00 | 89.57 |
| 23 | SIKKIM | 2271014.00 | 937516.00 | 41.28 | 1333498.00 | 58.72 |
| 24 | TAMIL NADU | 67135235.00 | 5248348.00 | 7.82 | 61886887.00 | 92.18 |
| 25 | TRIPURA | 4945365.00 | 223208.00 | 4.51 | 4722157.00 | 95.49 |
| 26 | UTTARAKHAND | 15315577.00 | 4048469.00 | 26.43 | 11267108.00 | 73.57 |
| 27 | UTTAR PRADESH | 112328733.00 | 21666341.00 | 19.29 | 90662392.00 | 80.71 |
| 28 | WEST BENGAL | 66039362.00 | 8599790.00 | 13.02 | 57439572.00 | 86.98 |
| TOTAL (STATES) | | 958208043.00 | 121212825.00 | 12.65 | 836995218.00 | 87.35 |
| 29 | A. & N. ISLANDS | 1288917.00 | 389688.00 | 30.23 | 899229.00 | 69.77 |
| 30 | CHANDIGARH | 2196769.00 | 373990.00 | 17.02 | 1822779.00 | 82.98 |
| 31 | DADRA & NAGAR HAVELI | 299170.00 | 158911.00 | 53.12 | 140259.00 | 46.88 |
| 32 | DAMAN & DIU | 210193.00 | 51187.00 | 24.35 | 159006.00 | 75.65 |
| 33 | DELHI | 21240144.00 | 4707124.00 | 22.16 | 16533020.00 | 77.84 |
| 34 | LAKSHADWEEP | 346552.00 | 51617.00 | 14.89 | 294935.00 | 85.11 |
| 35 | PUDUCHERRY | 2308972.00 | 960840.00 | 41.61 | 1348132.00 | 58.39 |
| TOTAL (U.T.s) | | 27890717.00 | 6693357.00 | 24.00 | 21197360.00 | 76.00 |
| TOTAL (STATES & U.T.) | | 986098760.00 | 127906182.00 | 12.97 | 858192578.00 | 87.03 |
| TOTAL (CENTRE) | | 267697500.00 | 226593000.00 | 84.65 | 41104500.00 | 15.35 |
| GRAND TOTAL | | 1253796260.00 | 354499182.00 | 28.27 | 899297078.00 | 71.73 |

...NICNET...

STATEMENT NO (5) : PLAN & NONPLAN BUDGETED EXPENDITURE ON EDUCATION OF EDUCATION DEPARTMENT
(REVENUE ACCOUNT)

(RUPEES IN THOUSANDS)

| 2008-09 (REVISED ESTIMATES) | | | | | | |
|-----------------------------|------------------------|---|---|-----------------------------|--|------------------------------|
| S.NO. | STATE/ UNION TERRITORY | TOTAL EXP. ON EDN. OF THE EDN. DEPARTMENT | PLAN EXP. ON EDN. OF THE EDUCATION DEPARTMENT | % AGE OF COL.(8) TO COL.(7) | NON-PLAN EXP. ON EDN. OF THE EDN. DEPARTMENT | % AGE OF COL.(10) TO COL.(7) |
| 1 | | 7 | 8 | 9 | 10 | 11 |
| 1 | ANDHRA PRADESH | 73135217.00 | 7423340.00 | 10.15 | 65711877.00 | 89.85 |
| 2 | ARUNACHAL PRADESH | 3115636.00 | 957463.00 | 30.73 | 2158173.00 | 69.27 |
| 3 | ASSAM | 36835567.00 | 1399720.00 | 3.80 | 35435847.00 | 96.20 |
| 4 | BIHAR | 67068336.00 | 13258520.00 | 19.77 | 53809816.00 | 80.23 |
| 5 | CHHATTISGARH | 27288691.00 | 17360696.00 | 63.62 | 9927995.00 | 36.38 |
| 6 | GOA | 5508316.00 | 958053.00 | 17.39 | 4550263.00 | 82.61 |
| 7 | GUJARAT | 54518332.00 | 5772258.00 | 10.59 | 48746074.00 | 89.41 |
| 8 | HARYANA | 39533885.00 | 10110489.00 | 25.57 | 29423396.00 | 74.43 |
| 9 | HIMACHAL PRADESH | 19031697.00 | 768616.00 | 4.04 | 18263081.00 | 95.96 |
| 10 | JAMMU & KASHMIR | 14867570.00 | 1455149.00 | 9.79 | 13412421.00 | 90.21 |
| 11 | JHARKHAND | 28699997.00 | 6810083.00 | 23.73 | 21889914.00 | 76.27 |
| 12 | KARNATAKA | 83103951.00 | 16866508.00 | 20.30 | 66237443.00 | 79.70 |
| 13 | KERALA | 53791157.00 | 1929603.00 | 3.59 | 51861554.00 | 96.41 |
| 14 | MADHYA PRADESH | 52586773.00 | 11909879.00 | 22.65 | 40676894.00 | 77.35 |
| 15 | MAHARASHTRA | 159450099.00 | 8476818.00 | 5.32 | 150973281.00 | 94.68 |
| 16 | MANIPUR | 3995385.00 | 295719.00 | 7.40 | 3699666.00 | 92.60 |
| 17 | MEGHALAYA | 4117246.00 | 1521350.00 | 36.95 | 2595896.00 | 63.05 |
| 18 | MIZORAM | 3266310.00 | 1156782.00 | 35.42 | 2109528.00 | 64.58 |
| 19 | NAGALAND | 3498320.00 | 293537.00 | 8.39 | 3204783.00 | 91.61 |
| 20 | ORISSA | 44498878.00 | 5588007.00 | 12.56 | 38910871.00 | 87.44 |
| 21 | PUNJAB | 30609598.00 | 2436137.00 | 7.96 | 28173461.00 | 92.04 |
| 22 | RAJASTHAN | 73583131.00 | 7876631.00 | 10.70 | 65706500.00 | 89.30 |
| 23 | SIKKIM | 2733151.00 | 1163624.00 | 42.57 | 1569527.00 | 57.43 |
| 24 | TAMIL NADU | 91421208.00 | 5447011.00 | 5.96 | 85974197.00 | 94.04 |
| 25 | TRIPURA | 5963463.00 | 346833.00 | 5.82 | 5616630.00 | 94.18 |
| 26 | UTTARAKHAND | 11266260.00 | 2499718.00 | 22.19 | 8766542.00 | 77.81 |
| 27 | UTTAR PRADESH | 135496704.00 | 28429671.00 | 20.98 | 107067033.00 | 79.02 |
| 28 | WEST BENGAL | 72959594.00 | 8347598.00 | 11.44 | 64611996.00 | 88.56 |
| | TOTAL (STATES) | 1201944472.00 | 170859813.00 | 14.22 | 1031084659.00 | 85.78 |
| 29 | A. & N. ISLANDS | 1968200.00 | 552900.00 | 28.09 | 1415300.00 | 71.91 |
| 30 | CHANDIGARH | 2422460.00 | 430950.00 | 17.79 | 1991510.00 | 82.21 |
| 31 | DADRA & NAGAR HAVELI | 443300.00 | 219500.00 | 49.52 | 223800.00 | 50.48 |
| 32 | DAMAN & DIU | 275100.00 | 80500.00 | 29.26 | 194600.00 | 70.74 |
| 33 | DELHI | 28909145.00 | 5199200.00 | 17.98 | 23709945.00 | 82.02 |
| 34 | LAKSHADWEEP | 582500.00 | 115600.00 | 19.85 | 466900.00 | 80.15 |
| 35 | PUDUCHERRY | 3353890.00 | 1272072.00 | 37.93 | 2081818.00 | 62.07 |
| | TOTAL (U.T.s) | 37954595.00 | 7870722.00 | 20.74 | 30083873.00 | 79.26 |
| | TOTAL (STATES & U.T.) | 1239899067.00 | 178730535.00 | 14.41 | 1061168532.00 | 85.59 |
| | TOTAL (CENTRE) | 380081100.00 | 319415400.00 | 84.04 | 60665700.00 | 15.96 |
| | GRAND TOTAL | 1619980167.00 | 498145935.00 | 30.75 | 1121834232.00 | 69.25 |

STATEMENT NO (5) : PLAN & NONPLAN BUDGETED EXPENDITURE ON EDUCATION OF EDUCATION DEPARTMENT
(REVENUE ACCOUNT)

(RUPEES IN THOUSANDS)

2009-10 (BUDGET ESTIMATES)

| S.NO. | STATE/ UNION TERRITORY | TOTAL EXP. ON EDN. OF THE EDN. DEPARTMENT | PLAN EXP. ON EDN. OF THE EDUCATION DEPARTMENT | % AGE OF COL.(13) TO COL.(12) | NON-PLAN ON EDN. O F THE EDN. DEPARTMENT | % AGE OF COL.(15) TO COL.(12) |
|-------|---------------------------|--|--|-------------------------------------|--|-------------------------------------|
| 1 | | 12 | 13 | 14 | 15 | 16 |
| 1 | ANDHRA PRADESH | 87256738.00 | 18026098.00 | 20.66 | 69230640.00 | 79.34 |
| 2 | ARUNACHAL PRADESH | 3724881.00 | 1011208.00 | 27.15 | 2713673.00 | 72.85 |
| 3 | ASSAM | 43715546.00 | 2549000.00 | 5.83 | 41166546.00 | 94.17 |
| 4 | BIHAR | 79668265.00 | 13452300.00 | 16.89 | 66215965.00 | 83.11 |
| 5 | CHHATTISGARH | 34270771.00 | 22273985.00 | 64.99 | 11996786.00 | 35.01 |
| 6 | GOA | 5902167.00 | 899499.00 | 15.24 | 5002668.00 | 84.76 |
| 7 | GUJARAT | 56263708.00 | 7750275.00 | 13.77 | 48513433.00 | 86.23 |
| 8 | HARYANA | 52613960.00 | 12941943.00 | 24.60 | 39672017.00 | 75.40 |
| 9 | HIMACHAL PRADESH | 20441010.00 | 768896.00 | 3.76 | 19672114.00 | 96.24 |
| 10 | JAMMU & KASHMIR | 20500589.00 | 2881264.00 | 14.05 | 17619325.00 | 85.95 |
| 11 | JHARKHAND | 35317905.00 | 8609300.00 | 24.38 | 26708605.00 | 75.62 |
| 12 | KARNATAKA | 84875123.00 | 18690552.00 | 22.02 | 66184571.00 | 77.98 |
| 13 | KERALA | 61178626.00 | 3160838.00 | 5.17 | 58017788.00 | 94.83 |
| 14 | MADHYA PRADESH | 59958651.00 | 15008532.00 | 25.03 | 44950119.00 | 74.97 |
| 15 | MAHARASHTRA | 189640926.00 | 2772658.00 | 1.46 | 186868268.00 | 98.54 |
| 16 | MANIPUR | 4489500.00 | 637439.00 | 14.20 | 3852061.00 | 85.80 |
| 17 | MEGHALAYA | 5021454.00 | 1656150.00 | 32.98 | 3365304.00 | 67.02 |
| 18 | MIZORAM | 4171700.00 | 1395040.00 | 33.44 | 2776660.00 | 66.56 |
| 19 | NAGALAND | 3691938.00 | 373000.00 | 10.10 | 3318938.00 | 89.90 |
| 20 | ORISSA | 54260839.00 | 5675959.00 | 10.46 | 48584880.00 | 89.54 |
| 21 | PUNJAB | 36354536.00 | 2856460.00 | 7.86 | 33498076.00 | 92.14 |
| 22 | RAJASTHAN | 88274324.00 | 7417318.00 | 8.40 | 80857006.00 | 91.60 |
| 23 | SIKKIM | 3381305.00 | 1273921.00 | 37.68 | 2107384.00 | 62.32 |
| 24 | TAMIL NADU | 104428364.00 | 7910752.00 | 7.58 | 96517612.00 | 92.42 |
| 25 | TRIPURA | 7843850.00 | 457768.00 | 5.84 | 7386082.00 | 94.16 |
| 26 | UTTARAKHAND | 28413286.00 | 3136149.00 | 11.04 | 25277137.00 | 88.96 |
| 27 | UTTAR PRADESH | 170266155.00 | 28607492.00 | 16.80 | 141658663.00 | 83.20 |
| 28 | WEST BENGAL | 109516307.00 | 11565581.00 | 10.56 | 97950726.00 | 89.44 |
| | TOTAL (STATES) | 1455442424.00 | 203759377.00 | 14.00 | 1251683047.00 | 86.00 |
| 29 | A. & N. ISLANDS | 2439800.00 | 686200.00 | 28.13 | 1753600.00 | 71.87 |
| 30 | CHANDIGARH | 2956400.00 | 314800.00 | 10.65 | 2641600.00 | 89.35 |
| 31 | DADRA & NAGAR HAVELI | 564600.00 | 305300.00 | 54.07 | 259300.00 | 45.93 |
| 32 | DAMAN & DIU | 353300.00 | 111100.00 | 31.45 | 242200.00 | 68.55 |
| 33 | DELHI | 35085798.00 | 5318400.00 | 15.16 | 29767398.00 | 84.84 |
| 34 | LAKSHADWEEP | 657900.00 | 128200.00 | 19.49 | 529700.00 | 80.51 |
| 35 | PUDUCHERRY | 3606826.00 | 1569869.00 | 43.52 | 2036957.00 | 56.48 |
| | TOTAL (U.T.s) | 45664624.00 | 8433869.00 | 18.47 | 37230755.00 | 81.53 |
| | TOTAL (STATES & U.T.) | 1501107048.00 | 212193246.00 | 14.14 | 1288913802.00 | 85.86 |
| | TOTAL (CENTRE) | 445322100.00 | 364000000.00 | 81.74 | 81322100.00 | 18.26 |
| | GRAND TOTAL | 1946429148.00 | 576193246.00 | 29.60 | 1370235902.00 | 70.40 |

STATEMENT NO. (6): TOTAL PLAN BUDGETED EXPENDITURE ON EDUCATION BY ALL DEPARTMENTS
(REVENUE ACCOUNT)

(RUPEES IN THOUSANDS)

| SL. NO. | STATE/UNION TERRITORY | 2007-08(ACTUALS) | | | | 2008-09(R.E.) | | | | 2009-10(B.E.) | | | |
|----------------------|-----------------------|------------------------------|-------------------------------|------------------------|---|------------------------------|-------------------------------|------------------------|---|------------------------------|-------------------------------|------------------------|---|
| | | PLAN EXP. BY EDN. DEPARTMENT | PLAN EXP. BY OTHER DEPARTMENT | TOTAL PLAN EXPENDITURE | %AGE OF PLAN EXP. TO TOTAL EXP. ON EDN. | PLAN EXP. BY EDN. DEPARTMENT | PLAN EXP. BY OTHER DEPARTMENT | TOTAL PLAN EXPENDITURE | %AGE OF PLAN EXP. TO TOTAL EXP. ON EDN. | PLAN EXP. BY EDN. DEPARTMENT | PLAN EXP. BY OTHER DEPARTMENT | TOTAL PLAN EXPENDITURE | %AGE OF PLAN EXP. TO TOTAL EXP. ON EDN. |
| 1 | ANDHRA PRADESH | 5373304.00 | 9588863.00 | 14962167.00 | 18.99 | 7423340.00 | 9665847.00 | 17089187.00 | 16.89 | 18026098.00 | 18032231.00 | 36058329.00 | 28.91 |
| 2 | ARUNACHAL PRADESH | 1794070.00 | 892228.00 | 1883298.00 | 59.29 | 957463.00 | 123893.00 | 1081356.00 | 28.66 | 1011208.00 | 148976.00 | 1160184.00 | 26.54 |
| 3 | ASSAM | 381610.00 | 360766.00 | 742376.00 | 2.40 | 1399720.00 | 1927522.00 | 3327242.00 | 7.59 | 2549000.00 | 2298160.00 | 4847160.00 | 9.51 |
| 4 | BIHAR | 2974481.00 | 3025811.00 | 6000292.00 | 10.32 | 13258520.00 | 5632477.00 | 18890997.00 | 23.96 | 13452300.00 | 5345350.00 | 18797650.00 | 20.39 |
| 5 | CHHATTISGARH | 10165813.00 | 853537.00 | 11019350.00 | 45.25 | 17360696.00 | 1619302.00 | 18979998.00 | 53.31 | 22273985.00 | 2337224.00 | 24611209.00 | 54.79 |
| 6 | GOA | 685507.00 | 224345.00 | 909852.00 | 20.82 | 958053.00 | 427731.00 | 1385784.00 | 21.07 | 899499.00 | 487911.00 | 1387410.00 | 19.50 |
| 7 | GUJARAT | 3132324.00 | 3335685.00 | 6468009.00 | 11.28 | 5772258.00 | 4752408.00 | 10524666.00 | 16.94 | 7750275.00 | 5683149.00 | 13433424.00 | 20.48 |
| 8 | HARYANA | 7391601.00 | 2344436.00 | 9736037.00 | 29.93 | 10110489.00 | 3759469.00 | 13869958.00 | 29.06 | 12941943.00 | 4437977.00 | 17379920.00 | 28.08 |
| 9 | HIMACHAL PRADESH | 1099771.00 | 1022005.00 | 2121776.00 | 12.95 | 768616.00 | 671197.00 | 1439813.00 | 6.80 | 768896.00 | 802387.00 | 1571283.00 | 6.92 |
| 10 | JAMMU & KASHMIR | ... | 75348.00 | 75348.00 | 0.56 | 1455149.00 | 266591.00 | 1721740.00 | 9.50 | 2881264.00 | 580248.00 | 3461512.00 | 14.02 |
| 11 | JHARKHAND | 8333149.00 | 986715.00 | 9319864.00 | 35.77 | 6810083.00 | 4557684.00 | 11367767.00 | 30.66 | 8609300.00 | 3288518.00 | 11897818.00 | 28.16 |
| 12 | KARNATAKA | 12967943.00 | 4164583.00 | 17132526.00 | 22.92 | 16866508.00 | 5817931.00 | 22684439.00 | 24.14 | 18690552.00 | 7579146.00 | 26269698.00 | 26.83 |
| 13 | KERALA | 1161965.00 | 2531246.00 | 3693211.00 | 7.03 | 1929693.00 | 2961432.00 | 4891035.00 | 7.77 | 3160838.00 | 3623800.00 | 6784638.00 | 9.50 |
| 14 | MADHYA PRADESH | 6527565.00 | 5897272.00 | 12424837.00 | 26.58 | 11909879.00 | 6488401.00 | 18398280.00 | 28.19 | 15008532.00 | 6994801.00 | 22003333.00 | 29.75 |
| 15 | MAHARASHTRA | 5592611.00 | 8885309.00 | 14477920.00 | 8.92 | 8476818.00 | 9850743.00 | 18327561.00 | 9.41 | 2772658.00 | 3412455.00 | 6185113.00 | 2.80 |
| 16 | MANIPUR | 485702.00 | 262755.00 | 748457.00 | 17.95 | 295719.00 | 250678.00 | 546397.00 | 12.15 | 637439.00 | 284227.00 | 921666.00 | 18.17 |
| 17 | MEGHALAYA | 924117.00 | 422027.00 | 1346144.00 | 33.95 | 1521350.00 | 963023.00 | 2484373.00 | 46.04 | 1656150.00 | 666722.00 | 2322872.00 | 37.93 |
| 18 | MIZORAM | 1088265.00 | 200790.00 | 1289055.00 | 40.59 | 1156782.00 | 221670.00 | 1378452.00 | 37.74 | 1395040.00 | 422893.00 | 1817933.00 | 38.03 |
| 19 | NAGALAND | 294932.00 | 222407.00 | 517339.00 | 12.47 | 293537.00 | 406406.00 | 699943.00 | 16.52 | 373000.00 | 392778.00 | 765778.00 | 17.08 |
| 20 | ORISSA | 3867116.00 | 1722642.00 | 5589758.00 | 16.40 | 5588007.00 | 2432539.00 | 8020546.00 | 15.68 | 5675959.00 | 2422859.00 | 8098818.00 | 12.98 |
| 21 | PUNJAB | 664897.00 | 299351.00 | 964248.00 | 3.21 | 2436137.00 | 1110794.00 | 3546931.00 | 9.78 | 2856460.00 | 823871.00 | 3680331.00 | 8.90 |
| 22 | RAJASTHAN | 5582410.00 | 982108.00 | 6564518.00 | 11.43 | 7876631.00 | 1340480.00 | 9217111.00 | 11.68 | 7417318.00 | 1022988.00 | 8440306.00 | 8.98 |
| 23 | SIKKIM | 937516.00 | 244180.00 | 1181696.00 | 44.89 | 1163624.00 | 367297.00 | 1530921.00 | 44.86 | 1273921.00 | 333416.00 | 1607337.00 | 41.97 |
| 24 | TAMIL NADU | 5248348.00 | 3110097.00 | 8358445.00 | 11.56 | 5447011.00 | 3644777.00 | 9091788.00 | 9.25 | 7910752.00 | 3590853.00 | 11501605.00 | 10.32 |
| 25 | TRIPURA | 223208.00 | 323940.00 | 547148.00 | 10.04 | 346833.00 | 524747.00 | 871580.00 | 13.20 | 457768.00 | 686487.00 | 1144255.00 | 13.18 |
| 26 | UTTARAKHAND | 4048469.00 | 1698856.00 | 5747325.00 | 28.06 | 2499718.00 | 2168933.00 | 4668651.00 | 26.33 | 3136149.00 | 3181261.00 | 6317410.00 | 16.98 |
| 27 | UTTAR PRADESH | 21666341.00 | 8724522.00 | 30390863.00 | 22.23 | 28429671.00 | 12828266.00 | 41257937.00 | 24.39 | 28607492.00 | 7008959.00 | 35616451.00 | 18.07 |
| 28 | WEST BENGAL | 8599790.00 | 829596.00 | 9429386.00 | 13.68 | 8347598.00 | 1654860.00 | 10002458.00 | 12.98 | 11565581.00 | 838165.00 | 12403746.00 | 10.97 |
| TOTAL STATES | | 121212825.00 | 62428420.00 | 183641245.00 | 16.32 | 170859813.00 | 86437098.00 | 257296911.00 | 18.00 | 203759377.00 | 86727812.00 | 290487189.00 | 17.14 |
| 29 | A. & N. ISLANDS | 389688.00 | 53804.00 | 443492.00 | 31.84 | 552900.00 | 68187.00 | 621087.00 | 29.36 | 686200.00 | 73496.00 | 759696.00 | 29.19 |
| 30 | CHANDIGARH | 373990.00 | 230017.00 | 604007.00 | 21.32 | 430950.00 | 288750.00 | 719700.00 | 22.73 | 314800.00 | 203800.00 | 518600.00 | 13.54 |
| 31 | DADRA & NAGAR HAVELI | 158911.00 | 9018.00 | 167929.00 | 53.79 | 219500.00 | 11690.00 | 231190.00 | 50.22 | 305300.00 | 15575.00 | 320875.00 | 54.74 |
| 32 | DAMAN & DIU | 51187.00 | 12232.00 | 63419.00 | 26.31 | 80500.00 | 16700.00 | 97200.00 | 30.81 | 111100.00 | 25000.00 | 136100.00 | 33.57 |
| 33 | DELHI | 4707124.00 | 2343181.00 | 7050305.00 | 28.34 | 5199200.00 | 3514097.00 | 8713297.00 | 25.41 | 5318400.00 | 3405850.00 | 8724250.00 | 21.40 |
| 34 | LAKSHADWEEP | 51617.00 | 48125.00 | 99742.00 | 23.92 | 115600.00 | 53698.00 | 169298.00 | 25.17 | 128200.00 | 66934.00 | 195134.00 | 25.24 |
| 35 | PUDUCHERRY | 960840.00 | 713337.00 | 1674177.00 | 52.39 | 1272072.00 | 420763.00 | 1692835.00 | 42.44 | 1569869.00 | 604712.00 | 2174581.00 | 49.17 |
| TOTAL U. T. | | 6693357.00 | 3409714.00 | 10103071.00 | 30.37 | 7870722.00 | 4373885.00 | 12244607.00 | 27.20 | 8433869.00 | 4395367.00 | 12829236.00 | 24.03 |
| TOTAL (STATES & UTS) | | 127906182.00 | 65838134.00 | 193744316.00 | 16.72 | 178730535.00 | 90810983.00 | 269541518.00 | 18.28 | 212193246.00 | 91123179.00 | 303316425.00 | 17.35 |
| TOTAL (CENTRE) | | 226593000.00 | 102439810.00 | 329032810.00 | 82.42 | 319415400.00 | 98181842.00 | 417597242.00 | 81.01 | 364000000.00 | 119827085.00 | 483827085.00 | 79.08 |
| GRAND TOTAL | | 354499182.00 | 168277944.00 | 522777126.00 | 33.55 | 498145935.00 | 188992825.00 | 687138760.00 | 34.53 | 576193246.00 | 210950264.00 | 787143510.00 | 33.35 |

..NICNET..

STATEMENT NO. (7): PLAN & NON-PLAN BUDGETED EXPENDITURE ON ELEMENTARY EDUCATION

| ACCOUNT: REVENUE ACCOUNT | | (RUPEES IN THOUSANDS) | | | | | | | | | | | |
|----------------------------|-----------------------|-----------------------|--------------|--------------|----------------------------------|---------------|--------------|--------------|----------------------------------|---------------|--------------|--------------|----------------------------------|
| PROGRAM: TOTAL EXPENDITURE | | 2007-08(ACTUALS) | | | | 2008-09(R.E.) | | | | 2009-10(B.E.) | | | |
| SL. NO. | STATE/UNION TERRITORY | PLAN | NON-PLAN | TOTAL | % AGE TO TOTAL EXP. ON EDUCATION | PLAN | NON-PLAN | TOTAL | % AGE TO TOTAL EXP. ON EDUCATION | PLAN | NON-PLAN | TOTAL | % AGE TO TOTAL EXP. ON EDUCATION |
| 1 | ANDHRA PRADESH | 3253486.00 | 23291088.00 | 26544574.00 | 45.81 | 3945659.00 | 29959588.00 | 33905247.00 | 46.36 | 5300478.00 | 33748919.00 | 39049397.00 | 44.75 |
| 2 | ARUNACHAL PRADESH | 1255456.00 | 648119.00 | 1903575.00 | 67.82 | 701769.00 | 1425597.00 | 2127366.00 | 68.28 | 542861.00 | 1698629.00 | 2241490.00 | 60.18 |
| 3 | ASSAM | 30334.00 | 14928449.00 | 14958783.00 | 53.44 | 986000.00 | 19306477.00 | 20292477.00 | 55.09 | 1243500.00 | 23393520.00 | 24637020.00 | 56.36 |
| 4 | BIHAR | 2051031.00 | 30753596.00 | 32804627.00 | 64.80 | 11952111.00 | 33760458.00 | 45712569.00 | 68.16 | 12203439.00 | 41108143.00 | 53311582.00 | 66.92 |
| 5 | CHHATTISGARH | 7444651.00 | 5355385.00 | 12800036.00 | 71.65 | 11939702.00 | 6994840.00 | 18934542.00 | 69.39 | 13811020.00 | 8169200.00 | 21980220.00 | 64.14 |
| 6 | GOA | 168997.00 | 712366.00 | 881363.00 | 24.00 | 132462.00 | 919198.00 | 1051660.00 | 19.09 | 99234.00 | 1161397.00 | 1260631.00 | 21.36 |
| 7 | GUJARAT | 1474463.00 | 27265021.00 | 28739484.00 | 56.00 | 2069773.00 | 27382875.00 | 29452648.00 | 54.02 | 2397482.00 | 28033399.00 | 30430881.00 | 54.09 |
| 8 | HARYANA | 2578060.00 | 9318111.00 | 11896171.00 | 44.31 | 4722679.00 | 13989507.00 | 18712186.00 | 47.33 | 6616523.00 | 18144337.00 | 24760860.00 | 47.06 |
| 9 | HIMACHAL PRADESH | 756929.00 | 8100358.00 | 8857287.00 | 61.14 | 562791.00 | 11479982.00 | 12042773.00 | 63.28 | 571349.00 | 12402894.00 | 12974243.00 | 63.47 |
| 10 | JAMMU & KASHMIR | 0.00 | 4294191.00 | 4294191.00 | 39.13 | 880201.00 | 6099951.00 | 6980152.00 | 46.95 | 2189999.00 | 7505571.00 | 9695570.00 | 47.29 |
| 11 | JHARKHAND | 6787244.00 | 9805967.00 | 16593211.00 | 70.73 | 5562000.00 | 13576396.00 | 19138396.00 | 66.68 | 5412100.00 | 18901293.00 | 24313393.00 | 68.84 |
| 12 | KARNATAKA | 7600533.00 | 29457374.00 | 37057907.00 | 56.18 | 9588878.00 | 36669647.00 | 46258525.00 | 55.66 | 8871557.00 | 36697990.00 | 45569547.00 | 53.69 |
| 13 | KERALA | 114416.00 | 18476634.00 | 18591050.00 | 41.97 | 439227.00 | 21104705.00 | 21543932.00 | 40.05 | 141800.00 | 23082597.00 | 23224397.00 | 37.96 |
| 14 | MADHYA PRADESH | 5136448.00 | 18126184.00 | 23262632.00 | 65.58 | 8551647.00 | 25074020.00 | 33625667.00 | 63.94 | 11247559.00 | 26828510.00 | 38076069.00 | 63.50 |
| 15 | MAHARASHTRA | 2807391.00 | 58039527.00 | 60846918.00 | 45.41 | 4419432.00 | 69544127.00 | 73963559.00 | 46.39 | 1473144.00 | 83851634.00 | 85324778.00 | 44.99 |
| 16 | MANIPUR | 291859.00 | 1638763.00 | 1930622.00 | 52.43 | 122255.00 | 1877678.00 | 1999933.00 | 50.06 | 341485.00 | 1628448.00 | 1969933.00 | 43.88 |
| 17 | MEGHALAYA | 623900.00 | 1238385.00 | 1862285.00 | 56.87 | 688000.00 | 1322154.00 | 2010154.00 | 48.82 | 903000.00 | 1538336.00 | 2441336.00 | 48.62 |
| 18 | MIZORAM | 464523.00 | 997931.00 | 1462454.00 | 51.77 | 456483.00 | 1172845.00 | 1629328.00 | 49.88 | 567690.00 | 1588000.00 | 2155690.00 | 51.67 |
| 19 | NAGALAND | 144100.00 | 1912564.00 | 2056664.00 | 61.35 | 153952.00 | 2102173.00 | 2256125.00 | 64.49 | 173400.00 | 2129664.00 | 2303064.00 | 62.38 |
| 20 | ORISSA | 668165.00 | 16076073.00 | 16744238.00 | 56.78 | 3965137.00 | 21314870.00 | 25280007.00 | 56.81 | 3602654.00 | 25787889.00 | 29390543.00 | 54.17 |
| 21 | PUNJAB | 151110.00 | 5416964.00 | 5568074.00 | 21.15 | 1792417.00 | 5232567.00 | 7024984.00 | 22.95 | 2351660.00 | 6026592.00 | 8378252.00 | 23.05 |
| 22 | RAJASTHAN | 4883693.00 | 27087446.00 | 31971139.00 | 59.75 | 6872916.00 | 37472310.00 | 44345226.00 | 60.27 | 6296693.00 | 46163115.00 | 52459808.00 | 59.43 |
| 23 | SIKKIM | 454333.00 | 668545.00 | 1122878.00 | 49.44 | 468717.00 | 788123.00 | 1256840.00 | 45.99 | 383471.00 | 795644.00 | 1179115.00 | 34.87 |
| 24 | TAMIL NADU | 3072984.00 | 25796094.00 | 28869078.00 | 43.00 | 3782902.00 | 35560021.00 | 39342923.00 | 43.03 | 4594396.00 | 40272451.00 | 44866847.00 | 42.96 |
| 25 | TRIPURA | 79684.00 | 1800823.00 | 1880507.00 | 38.03 | 104341.00 | 2210446.00 | 2314787.00 | 38.82 | 149893.00 | 2836690.00 | 2986583.00 | 38.08 |
| 26 | UTTARAKHAND | 1624910.00 | 5348091.00 | 6973001.00 | 45.53 | 1178133.00 | 6242182.00 | 7420315.00 | 65.86 | 1260217.00 | 11642515.00 | 12902732.00 | 45.41 |
| 27 | UTTAR PRADESH | 18814776.00 | 54768165.00 | 73582941.00 | 65.51 | 22123716.00 | 63576260.00 | 85699976.00 | 63.25 | 23127169.00 | 85437906.00 | 108565075.00 | 63.76 |
| 28 | WEST BENGAL | 7284339.00 | 18643706.00 | 25928045.00 | 39.26 | 5556342.00 | 20217391.00 | 25773733.00 | 35.33 | 7865000.00 | 30207351.00 | 38072351.00 | 34.76 |
| TOTAL STATES | | 80017815.00 | 419965920.00 | 499983735.00 | 52.18 | 113719642.00 | 516376388.00 | 630096030.00 | 52.42 | 123738773.00 | 620782634.00 | 744521407.00 | 51.15 |
| 29 | A. & N. ISLANDS | 171468.00 | 471679.00 | 643147.00 | 49.90 | 232900.00 | 815957.00 | 1048857.00 | 53.29 | 315500.00 | 976086.00 | 1291586.00 | 52.94 |
| 30 | CHANDIGARH | 171471.00 | 467682.00 | 639153.00 | 29.10 | 214800.00 | 558000.00 | 772800.00 | 31.90 | 130500.00 | 800600.00 | 931100.00 | 31.49 |
| 31 | DADRA & NAGAR HAVELI | 100539.00 | 105635.00 | 206174.00 | 68.92 | 146300.00 | 177400.00 | 323700.00 | 73.02 | 170100.00 | 201400.00 | 371500.00 | 65.80 |
| 32 | DAMAN & DIU | 11562.00 | 79181.00 | 90743.00 | 43.17 | 21100.00 | 104300.00 | 125400.00 | 45.58 | 35600.00 | 127800.00 | 163400.00 | 46.25 |
| 33 | DELHI | 2128500.00 | 4834390.00 | 6962890.00 | 32.78 | 1494250.00 | 4993656.00 | 6487906.00 | 22.44 | 1470000.00 | 5420359.00 | 6890359.00 | 19.64 |
| 34 | LAKSHADWEEP | 19062.00 | 6297.00 | 25359.00 | 7.32 | 31200.00 | 5300.00 | 36500.00 | 6.27 | 43400.00 | 6100.00 | 49500.00 | 7.52 |
| 35 | PUDUCHERRY | 273115.00 | 574811.00 | 847926.00 | 36.72 | 333461.00 | 945532.00 | 1278993.00 | 38.13 | 395538.00 | 885497.00 | 1281035.00 | 35.52 |
| TOTAL U.T. | | 2875717.00 | 6539675.00 | 9415392.00 | 33.76 | 2474011.00 | 7600145.00 | 10074156.00 | 26.54 | 2560638.00 | 8417842.00 | 10978480.00 | 24.04 |
| TOTAL (STATE & UTS) | | 82893532.00 | 426505595.00 | 509399127.00 | 51.66 | 116193653.00 | 523976533.00 | 640170186.00 | 51.63 | 126299411.00 | 629200476.00 | 755499887.00 | 50.33 |
| CENTRE TOTAL | | 177639100.00 | 57000.00 | 177696100.00 | 66.38 | 214673400.00 | 40500.00 | 214713900.00 | 56.49 | 217000100.00 | 52300.00 | 217052400.00 | 48.74 |
| GRAND TOTAL | | 260532632.00 | 426562595.00 | 687095227.00 | 54.80 | 330867053.00 | 524017033.00 | 854884086.00 | 52.77 | 343299511.00 | 629252776.00 | 972552287.00 | 49.97 |

.. NICNET ..

STATEMENT NO. (8): PLAN & NON-PLAN BUDGETED EXPENDITURE ON ELEMENTARY EDUCATION (Sub-head wise)

ACCOUNT: REVENUE ACCOUNT
PROGRAM: DIRECTION, INSPECTION & ADMINISTRATION

(RUPEES IN THOUSANDS)

| SL. NO. | STATE/UNION TERRITORY | 2007-08(ACTUALS) | | | | 2008-09(R.E.) | | | | 2009-10(B.E.) | | | |
|---------------------|-----------------------|------------------|-------------|-------------|----------------------------------|---------------|-------------|-------------|----------------------------------|---------------|-------------|-------------|----------------------------------|
| | | PLAN | NON-PLAN | TOTAL | % AGE TO TOTAL EXP. ON PMY. EDN. | PLAN | NON-PLAN | TOTAL | % AGE TO TOTAL EXP. ON PMY. EDN. | PLAN | NON-PLAN | TOTAL | % AGE TO TOTAL EXP. ON PMY. EDN. |
| 1 | ANDHRA PRADESH | 180787.00 | 0.00 | 180787.00 | 0.68 | 483382.00 | 0.00 | 483382.00 | 1.43 | 819021.00 | 0.00 | 819021.00 | 2.10 |
| 2 | ARUNACHAL PRADESH | 698023.00 | 648119.00 | 1346142.00 | 70.72 | 311185.00 | 1362329.00 | 1673514.00 | 78.67 | 60900.00 | 1698629.00 | 1759529.00 | 78.50 |
| 3 | ASSAM | 497.00 | 725960.00 | 726457.00 | 4.86 | 2500.00 | 1812028.00 | 1814528.00 | 8.94 | 3139.00 | 1677906.00 | 1681045.00 | 6.82 |
| 4 | BIHAR | 868.00 | 305910.00 | 306778.00 | 0.94 | 1000.00 | 385250.00 | 386250.00 | 0.84 | 118939.00 | 1156360.00 | 1275299.00 | 2.39 |
| 5 | CHHATTISGARH | 95668.00 | 153267.00 | 248935.00 | 1.94 | 125200.00 | 208570.00 | 333770.00 | 1.76 | 162660.00 | 268350.00 | 431010.00 | 1.96 |
| 6 | GOA | 0.00 | 29179.00 | 29179.00 | 3.31 | 0.00 | 37808.00 | 37808.00 | 3.60 | 0.00 | 45583.00 | 45583.00 | 3.62 |
| 7 | GUJARAT | 21995.00 | 118213.00 | 140208.00 | 0.49 | 18785.00 | 121850.00 | 140635.00 | 0.48 | 6660.00 | 155393.00 | 162053.00 | 0.53 |
| 8 | HARYANA | 2820.00 | 242954.00 | 245774.00 | 2.07 | 820.00 | 338069.00 | 338889.00 | 1.81 | 3000.00 | 428178.00 | 431178.00 | 1.74 |
| 9 | HIMACHAL PRADESH | 10875.00 | 196400.00 | 207275.00 | 2.34 | 0.00 | 832222.00 | 832222.00 | 6.91 | 0.00 | 786169.00 | 786169.00 | 6.06 |
| 10 | JAMMU & KASHMIR | 0.00 | 2469291.00 | 2469291.00 | 57.50 | 0.00 | 3297801.00 | 3297801.00 | 47.25 | 0.00 | 4042948.00 | 4042948.00 | 41.70 |
| 11 | JHARKHAND | 0.00 | 155617.00 | 155617.00 | 0.94 | 0.00 | 243097.00 | 243097.00 | 1.27 | 0.00 | 306210.00 | 306210.00 | 1.26 |
| 12 | KARNATAKA | 6723.00 | 4757.00 | 11480.00 | 0.03 | 7000.00 | 5738.00 | 12738.00 | 0.03 | 6000.00 | 5674.00 | 11674.00 | 0.03 |
| 13 | KERALA | 0.00 | 272050.00 | 272050.00 | 1.46 | 0.00 | 316968.00 | 316968.00 | 1.47 | 0.00 | 323874.00 | 323874.00 | 1.39 |
| 14 | MADHYA PRADESH | 713932.00 | 2019983.00 | 2733915.00 | 11.75 | 887955.00 | 3365319.00 | 4253274.00 | 12.65 | 1001472.00 | 3812783.00 | 4814255.00 | 12.64 |
| 15 | MAHARASHTRA | 0.00 | 662994.00 | 662994.00 | 1.09 | 0.00 | 804143.00 | 804143.00 | 1.09 | 0.00 | 1012248.00 | 1012248.00 | 1.19 |
| 16 | MANIPUR | 8633.00 | 86086.00 | 94719.00 | 4.91 | 9410.00 | 61638.00 | 71048.00 | 3.55 | 10000.00 | 71750.00 | 81750.00 | 4.15 |
| 17 | MEGHALAYA | 8696.00 | 49076.00 | 57772.00 | 3.10 | 9400.00 | 41056.00 | 50456.00 | 2.51 | 14800.00 | 49570.00 | 64370.00 | 2.64 |
| 18 | MIZORAM | 88364.00 | 20353.00 | 108717.00 | 7.43 | 18400.00 | 25580.00 | 43980.00 | 2.70 | 19150.00 | 31300.00 | 50450.00 | 2.34 |
| 19 | NAGALAND | ... | ... | ... | ... | ... | ... | ... | ... | ... | ... | ... | ... |
| 20 | ORISSA | 0.00 | 317024.00 | 317024.00 | 1.89 | 0.00 | 494951.00 | 494951.00 | 1.96 | 0.00 | 595019.00 | 595019.00 | 2.02 |
| 21 | PUNJAB | 0.00 | 104716.00 | 104716.00 | 1.88 | 0.00 | 88178.00 | 88178.00 | 1.26 | 0.00 | 126297.00 | 126297.00 | 1.51 |
| 22 | RAJASTHAN | 5227.00 | 754570.00 | 759797.00 | 2.38 | 3707.00 | 936418.00 | 940125.00 | 2.12 | 9400.00 | 1071418.00 | 1080818.00 | 2.06 |
| 23 | SIKKIM | ... | ... | ... | ... | ... | ... | ... | ... | ... | ... | ... | ... |
| 24 | TAMIL NADU | 0.00 | 760126.00 | 760126.00 | 2.63 | 0.00 | 1065108.00 | 1065108.00 | 2.71 | 0.00 | 1182296.00 | 1182296.00 | 2.64 |
| 25 | TRIPURA | 67.00 | 81702.00 | 81769.00 | 4.35 | 768.00 | 94551.00 | 95319.00 | 4.12 | 3900.00 | 114770.00 | 118670.00 | 3.97 |
| 26 | UTTARAKHAND | 0.00 | 0.00 | 0.00 | 0.00 | 928.00 | 0.00 | 928.00 | 0.01 | 0.00 | 0.00 | 0.00 | 0.00 |
| 27 | UTTAR PRADESH | 437.00 | 1592939.00 | 1593376.00 | 2.17 | 0.00 | 1253011.00 | 1253011.00 | 1.46 | 0.00 | 758566.00 | 758566.00 | 0.70 |
| 28 | WEST BENGAL | 37327.00 | 290512.00 | 327839.00 | 1.26 | 34000.00 | 344960.00 | 378960.00 | 1.47 | 11800.00 | 489608.00 | 501408.00 | 1.32 |
| TOTAL STATES | | 1880939.00 | 12061798.00 | 13942737.00 | 2.79 | 1914440.00 | 17536643.00 | 19451083.00 | 3.09 | 2250841.00 | 20210899.00 | 22461740.00 | 3.02 |
| 29 | A. & N. ISLANDS | ... | ... | ... | ... | ... | ... | ... | ... | ... | ... | ... | ... |
| 30 | CHANDIGARH | 91473.00 | 427348.00 | 518821.00 | 81.17 | 119117.00 | 506660.00 | 625777.00 | 80.98 | 52400.00 | 753700.00 | 806100.00 | 86.58 |
| 31 | DADRA & NAGAR HAVELI | 11839.00 | 91531.00 | 103370.00 | 50.14 | 25300.00 | 162100.00 | 187400.00 | 57.89 | 74100.00 | 186100.00 | 260200.00 | 70.04 |
| 32 | DAMAN & DIU | 1365.00 | 78181.00 | 79546.00 | 87.66 | 2000.00 | 102300.00 | 104300.00 | 83.17 | 3000.00 | 125800.00 | 128800.00 | 78.82 |
| 33 | DELHI | ... | ... | ... | ... | ... | ... | ... | ... | ... | ... | ... | ... |
| 34 | LAKSHADWEEP | ... | ... | ... | ... | ... | ... | ... | ... | ... | ... | ... | ... |
| 35 | PUDUCHERRY | ... | ... | ... | ... | ... | ... | ... | ... | ... | ... | ... | ... |
| TOTAL U.T. | | 104677.00 | 597060.00 | 701737.00 | 7.45 | 146417.00 | 771060.00 | 917477.00 | 9.11 | 129500.00 | 1065600.00 | 1195100.00 | 10.89 |
| TOTAL (STATE & UTS) | | 1985616.00 | 12658858.00 | 14644474.00 | 2.87 | 2060857.00 | 18307703.00 | 20368560.00 | 3.18 | 2380341.00 | 21276499.00 | 23656840.00 | 3.13 |

STATEMENT NO. (8): PLAN & NON-PLAN BUDGETED EXPENDITURE ON ELEMENTARY EDUCATION (Sub-head wise)

ACCOUNT: REVENUE ACCOUNT
PROGRAM: GOVERNMENT PRIMARY SCHOOLS

(RUPEES IN THOUSANDS)

| SL. NO. | STATE/UNION TERRITORY | 2007-08 (ACTUALS) | | | | 2008-09 (R.E.) | | | | 2009-10 (B.E.) | | | |
|---------------------|-----------------------|-------------------|--------------|--------------|----------------------------------|----------------|--------------|--------------|----------------------------------|----------------|--------------|--------------|----------------------------------|
| | | PLAN | NON-PLAN | TOTAL | % AGE TO TOTAL EXP. ON PMY. EDN. | PLAN | NON-PLAN | TOTAL | % AGE TO TOTAL EXP. ON PMY. EDN. | PLAN | NON-PLAN | TOTAL | % AGE TO TOTAL EXP. ON PMY. EDN. |
| 1 | ANDHRA PRADESH | 33294.00 | 1448203.00 | 1481497.00 | 5.58 | 5000.00 | 1733278.00 | 1738278.00 | 5.13 | 0.00 | 1966604.00 | 1966604.00 | 5.04 |
| 2 | ARUNACHAL PRADESH | ... | ... | ... | ... | ... | ... | ... | ... | ... | ... | ... | ... |
| 3 | ASSAM | 5152.00 | 13276118.00 | 13281270.00 | 88.79 | 0.00 | 17366088.00 | 17366088.00 | 85.58 | 0.00 | 21521616.00 | 21521616.00 | 87.35 |
| 4 | BIHAR | 2038700.00 | 18317948.00 | 20356648.00 | 62.05 | 3101111.00 | 21325681.00 | 24426792.00 | 53.44 | 4050000.00 | 26080665.00 | 30130665.00 | 56.52 |
| 5 | CHHATTISGARH | 2963806.00 | 4435999.00 | 7399805.00 | 57.81 | 3580654.00 | 5733970.00 | 9314624.00 | 49.19 | 6342640.00 | 6721670.00 | 13064310.00 | 59.44 |
| 6 | GOA | 0.00 | 481789.00 | 481789.00 | 54.66 | 1010.00 | 613117.00 | 614127.00 | 58.40 | 210.00 | 749017.00 | 749227.00 | 59.43 |
| 7 | GUJARAT | ... | ... | ... | ... | ... | ... | ... | ... | ... | ... | ... | ... |
| 8 | HARYANA | 1285107.00 | 8728754.00 | 10013861.00 | 84.18 | 1190509.00 | 13060063.00 | 14250572.00 | 76.16 | 1845723.00 | 17137778.00 | 18983501.00 | 76.67 |
| 9 | HIMACHAL PRADESH | 27838.00 | 7628129.00 | 7655967.00 | 86.44 | 0.00 | 9790706.00 | 9790706.00 | 81.30 | 0.00 | 10699313.00 | 10699313.00 | 82.47 |
| 10 | JAMMU & KASHMIR | 0.00 | 1824900.00 | 1824900.00 | 42.50 | 880201.00 | 2802150.00 | 3682351.00 | 52.75 | 2189999.00 | 3462623.00 | 5652622.00 | 58.30 |
| 11 | JHARKHAND | 594410.00 | 8914653.00 | 9509063.00 | 57.31 | 153300.00 | 12622272.00 | 12775572.00 | 66.75 | 454400.00 | 17824353.00 | 18278753.00 | 75.18 |
| 12 | KARNATAKA | ... | ... | ... | ... | ... | ... | ... | ... | ... | ... | ... | ... |
| 13 | KERALA | 0.00 | 6095091.00 | 6095091.00 | 32.79 | 0.00 | 7399944.00 | 7399944.00 | 34.35 | 0.00 | 7802744.00 | 7802744.00 | 33.60 |
| 14 | MADHYA PRADESH | 3434945.00 | 12645095.00 | 16080040.00 | 69.12 | 6497293.00 | 15125393.00 | 21622686.00 | 64.30 | 8984328.00 | 15910584.00 | 24894912.00 | 65.38 |
| 15 | MAHARASHTRA | ... | ... | ... | ... | ... | ... | ... | ... | ... | ... | ... | ... |
| 16 | MANIPUR | 26210.00 | 978161.00 | 1004371.00 | 52.02 | 26210.00 | 1301249.00 | 1327459.00 | 66.38 | 0.00 | 1443181.00 | 1443181.00 | 73.26 |
| 17 | MEGHALAYA | 137287.00 | 724181.00 | 861468.00 | 46.26 | 158947.00 | 768968.00 | 927915.00 | 46.16 | 219368.00 | 894246.00 | 1113614.00 | 45.61 |
| 18 | MIZORAM | 267378.00 | 968594.00 | 1235972.00 | 84.51 | 278000.00 | 1136370.00 | 1414370.00 | 86.81 | 329990.00 | 1542230.00 | 1872220.00 | 86.85 |
| 19 | NAGALAND | 2600.00 | 1901089.00 | 1903689.00 | 92.56 | 600.00 | 2098660.00 | 2099260.00 | 93.05 | 73200.00 | 2126151.00 | 2199351.00 | 95.50 |
| 20 | ORISSA | 38055.00 | 12232826.00 | 12270881.00 | 73.28 | 41510.00 | 20346790.00 | 20388300.00 | 80.65 | 230385.00 | 24284004.00 | 24514389.00 | 83.41 |
| 21 | PUNJAB | 151110.00 | 5284738.00 | 5435848.00 | 97.63 | 1792417.00 | 5097989.00 | 6890406.00 | 98.08 | 791685.00 | 5851585.00 | 6643270.00 | 79.29 |
| 22 | RAJASTHAN | 6631.00 | 13467703.00 | 13474334.00 | 42.15 | 46942.00 | 19227065.00 | 19274007.00 | 43.46 | 76500.00 | 24082870.00 | 24159370.00 | 46.05 |
| 23 | SIKKIM | 58359.00 | 0.00 | 58359.00 | 5.20 | 88420.00 | 0.00 | 88420.00 | 7.04 | 48000.00 | 0.00 | 48000.00 | 4.07 |
| 24 | TAMIL NADU | 1914151.00 | 17348085.00 | 19262236.00 | 66.72 | 2201938.00 | 24065362.00 | 26267300.00 | 66.76 | 2798529.00 | 27620211.00 | 30418740.00 | 67.80 |
| 25 | TRIPURA | 23901.00 | 0.00 | 23901.00 | 1.27 | 38543.00 | 0.00 | 38543.00 | 1.67 | 55080.00 | 0.00 | 55080.00 | 1.84 |
| 26 | UTTARAKHAND | 724539.00 | 4997432.00 | 5721971.00 | 82.06 | 459576.00 | 5924414.00 | 6383990.00 | 86.03 | 500000.00 | 10922839.00 | 11422839.00 | 88.53 |
| 27 | UTTAR PRADESH | 0.00 | 148023.00 | 148023.00 | 0.20 | 0.00 | 197705.00 | 197705.00 | 0.23 | 0.00 | 184076.00 | 184076.00 | 0.17 |
| 28 | WEST BENGAL | 0.00 | 29840.00 | 29840.00 | 0.12 | 0.00 | 35024.00 | 35024.00 | 0.14 | 0.00 | 49425.00 | 49425.00 | 0.13 |
| TOTAL STATES | | 13733473.00 | 141877351.00 | 155610824.00 | 31.12 | 20542181.00 | 187772258.00 | 208314439.00 | 33.06 | 28990037.00 | 228877785.00 | 257867822.00 | 34.64 |
| 29 | A. & N. ISLANDS | 104556.00 | 456412.00 | 560968.00 | 87.22 | 161851.00 | 779354.00 | 941205.00 | 89.74 | 245571.00 | 927340.00 | 1172911.00 | 90.81 |
| 30 | CHANDIGARH | 0.00 | 13937.00 | 13937.00 | 2.18 | 0.00 | 19300.00 | 19300.00 | 2.50 | 0.00 | 14000.00 | 14000.00 | 1.50 |
| 31 | DADRA & NAGAR HAVELI | ... | ... | ... | ... | ... | ... | ... | ... | ... | ... | ... | ... |
| 32 | DAMAN & DIU | ... | ... | ... | ... | ... | ... | ... | ... | ... | ... | ... | ... |
| 33 | DELHI | ... | ... | ... | ... | ... | ... | ... | ... | ... | ... | ... | ... |
| 34 | LAKSHADWEEP | 19062.00 | 5871.00 | 24933.00 | 98.32 | 31200.00 | 5300.00 | 36500.00 | 100.00 | 43400.00 | 6100.00 | 49500.00 | 100.00 |
| 35 | PUDUCHERRY | 145.00 | 573054.00 | 573199.00 | 67.60 | 152.00 | 942542.00 | 942694.00 | 73.71 | 213.00 | 882507.00 | 882720.00 | 68.91 |
| TOTAL U.T. | | 123763.00 | 1049274.00 | 1173037.00 | 12.46 | 193203.00 | 1746496.00 | 1939699.00 | 19.25 | 289184.00 | 1829947.00 | 2119131.00 | 19.30 |
| TOTAL (STATE & UTS) | | 13857236.00 | 142926625.00 | 156783861.00 | 30.78 | 20735384.00 | 189518754.00 | 210254138.00 | 32.84 | 29279221.00 | 230707732.00 | 259986953.00 | 34.41 |

..NICNET..

STATEMENT NO. (8): PLAN & NON-PLAN BUDGETED EXPENDITURE ON ELEMENTARY EDUCATION (Sub-head wise)

ACCOUNT: REVENUE ACCOUNT
PROGRAM: ASSISTANCE TO NON-GOVT. PRIMARY SCHOOLS

(RUPEES IN THOUSANDS)

| SL. NO. | STATE/UNION TERRITORY | 2007-08(ACTUALS) | | | | 2008-09(R.E.) | | | | 2009-10(B.E.) | | | |
|---------------------|-----------------------|------------------|-------------|--------------|----------------------------------|---------------|--------------|--------------|----------------------------------|---------------|--------------|--------------|----------------------------------|
| | | PLAN | NON-PLAN | TOTAL | % AGE TO TOTAL EXP. ON PMY. EDN. | PLAN | NON-PLAN | TOTAL | % AGE TO TOTAL EXP. ON PMY. EDN. | PLAN | NON-PLAN | TOTAL | % AGE TO TOTAL EXP. ON PMY. EDN. |
| 1 | ANDHRA PRADESH | 0.00 | 1480427.00 | 1480427.00 | 5.58 | 0.00 | 1623262.00 | 1623262.00 | 4.79 | 0.00 | 1752295.00 | 1752295.00 | 4.49 |
| 2 | ARUNACHAL PRADESH | 5000.00 | 0.00 | 5000.00 | 0.26 | 0.00 | 0.00 | 0.00 | 0.00 | 15000.00 | 0.00 | 15000.00 | 0.67 |
| 3 | ASSAM | 0.00 | 24099.00 | 24099.00 | 0.16 | 0.00 | 65834.00 | 65834.00 | 0.32 | 0.00 | 80056.00 | 80056.00 | 0.32 |
| 4 | BIHAR | 0.00 | 55360.00 | 55360.00 | 0.17 | 0.00 | 56000.00 | 56000.00 | 0.12 | 0.00 | 97921.00 | 97921.00 | 0.18 |
| 5 | CHHATTISGARH | 9510.00 | 115789.00 | 125299.00 | 0.98 | 16000.00 | 185000.00 | 201000.00 | 1.06 | 20000.00 | 200000.00 | 220000.00 | 1.00 |
| 6 | GOA | ... | ... | ... | ... | ... | ... | ... | ... | ... | ... | ... | ... |
| 7 | GUJARAT | ... | ... | ... | ... | ... | ... | ... | ... | ... | ... | ... | ... |
| 8 | HARYANA | 0.00 | 98080.00 | 98080.00 | 0.82 | 0.00 | 111580.00 | 111580.00 | 0.60 | 0.00 | 192575.00 | 192575.00 | 0.78 |
| 9 | HIMACHAL PRADESH | 0.00 | 27097.00 | 27097.00 | 0.31 | 0.00 | 27128.00 | 27128.00 | 0.23 | 0.00 | 19356.00 | 19356.00 | 0.15 |
| 10 | JAMMU & KASHMIR | ... | ... | ... | ... | ... | ... | ... | ... | ... | ... | ... | ... |
| 11 | JHARKHAND | 144.00 | 696746.00 | 696890.00 | 4.20 | 2600.00 | 650000.00 | 652600.00 | 3.41 | 2800.00 | 690000.00 | 692800.00 | 2.85 |
| 12 | KARNATAKA | ... | ... | ... | ... | ... | ... | ... | ... | ... | ... | ... | ... |
| 13 | KERALA | 0.00 | 11029712.00 | 11029712.00 | 59.33 | 0.00 | 11962434.00 | 11962434.00 | 55.53 | 0.00 | 13189739.00 | 13189739.00 | 56.79 |
| 14 | MADHYA PRADESH | 180.00 | 137924.00 | 138104.00 | 0.59 | 114955.00 | 146298.00 | 261253.00 | 0.78 | 120000.00 | 162553.00 | 282553.00 | 0.74 |
| 15 | MAHARASHTRA | 0.00 | 28004.00 | 28004.00 | 0.05 | 0.00 | 30938.00 | 30938.00 | 0.04 | 0.00 | 42625.00 | 42625.00 | 0.05 |
| 16 | MANIPUR | 69143.00 | 176229.00 | 245372.00 | 12.71 | 79300.00 | 108347.00 | 187647.00 | 9.38 | 80000.00 | 113506.00 | 193506.00 | 9.82 |
| 17 | MEGHALAYA | 477192.00 | 463727.00 | 940919.00 | 50.52 | 511053.00 | 509610.00 | 1020663.00 | 50.78 | 667532.00 | 589490.00 | 1257022.00 | 51.49 |
| 18 | MIZORAM | 71144.00 | 8984.00 | 80128.00 | 5.48 | 71983.00 | 10895.00 | 82878.00 | 5.09 | 80800.00 | 14470.00 | 95270.00 | 4.42 |
| 19 | NAGALAND | 4000.00 | 3513.00 | 7513.00 | 0.37 | 5000.00 | 3513.00 | 8513.00 | 0.38 | 10000.00 | 3513.00 | 13513.00 | 0.59 |
| 20 | ORISSA | 130278.00 | 89316.00 | 219594.00 | 1.31 | 49725.00 | 311243.00 | 360968.00 | 1.43 | 59091.00 | 496835.00 | 555926.00 | 1.89 |
| 21 | PUNJAB | 0.00 | 27510.00 | 27510.00 | 0.49 | 0.00 | 46400.00 | 46400.00 | 0.66 | 0.00 | 48710.00 | 48710.00 | 0.58 |
| 22 | RAJASTHAN | 0.00 | 296649.00 | 296649.00 | 0.93 | 1.00 | 299000.00 | 299001.00 | 0.67 | 5000.00 | 299000.00 | 304000.00 | 0.58 |
| 23 | SIKKIM | 500.00 | 0.00 | 500.00 | 0.04 | 540.00 | 0.00 | 540.00 | 0.04 | 500.00 | 0.00 | 500.00 | 0.04 |
| 24 | TAMIL NADU | 0.00 | 7630450.00 | 7630450.00 | 26.43 | 0.00 | 10330381.00 | 10330381.00 | 26.26 | 0.00 | 11385592.00 | 11385592.00 | 25.38 |
| 25 | TRIPURA | 0.00 | 42000.00 | 42000.00 | 2.23 | 0.00 | 52200.00 | 52200.00 | 2.26 | 300.00 | 61400.00 | 61700.00 | 2.07 |
| 26 | UTTARAKHAND | 269073.00 | 319416.00 | 588489.00 | 8.44 | 328197.00 | 312389.00 | 640586.00 | 8.63 | 160216.00 | 718600.00 | 878816.00 | 6.81 |
| 27 | UTTAR PRADESH | 18773818.00 | 52974749.00 | 71748567.00 | 97.51 | 22073805.00 | 55669659.00 | 77743464.00 | 90.72 | 13756569.00 | 67990022.00 | 81746591.00 | 75.30 |
| 28 | WEST BENGAL | 0.00 | 17372500.00 | 17372500.00 | 67.00 | 0.00 | 19079511.00 | 19079511.00 | 74.03 | 0.00 | 28811136.00 | 28811136.00 | 75.67 |
| TOTAL STATES | | 19809982.00 | 93098281.00 | 112908263.00 | 22.58 | 23253159.00 | 101591622.00 | 124844781.00 | 19.81 | 14977808.00 | 126959394.00 | 141937202.00 | 19.06 |
| 29 | A. & N. ISLANDS | ... | ... | ... | ... | ... | ... | ... | ... | ... | ... | ... | ... |
| 30 | CHANDIGARH | 0.00 | 13937.00 | 13937.00 | 2.18 | 0.00 | 19300.00 | 19300.00 | 2.50 | 0.00 | 14000.00 | 14000.00 | 1.50 |
| 31 | DADRA & NAGAR HAVELI | ... | ... | ... | ... | ... | ... | ... | ... | ... | ... | ... | ... |
| 32 | DAMAN & DIU | ... | ... | ... | ... | ... | ... | ... | ... | ... | ... | ... | ... |
| 33 | DELHI | ... | ... | ... | ... | ... | ... | ... | ... | ... | ... | ... | ... |
| 34 | LAKSHADWEEP | ... | ... | ... | ... | ... | ... | ... | ... | ... | ... | ... | ... |
| 35 | PUDUCHERRY | ... | ... | ... | ... | ... | ... | ... | ... | ... | ... | ... | ... |
| TOTAL U.T. | | 0.00 | 13937.00 | 13937.00 | 0.15 | 0.00 | 19300.00 | 19300.00 | 0.19 | 0.00 | 14000.00 | 14000.00 | 0.13 |
| TOTAL (STATE & UTS) | | 19809982.00 | 93112218.00 | 112922200.00 | 22.17 | 23253159.00 | 101610922.00 | 124864081.00 | 19.50 | 14977808.00 | 126973394.00 | 141951202.00 | 18.79 |

STATEMENT NO. (8): PLAN & NON-PLAN BUDGETED EXPENDITURE ON ELEMENTARY EDUCATION (Sub-head wise)

ACCOUNT: REVENUE ACCOUNT
PROGRAM: ASSISTANCE TO LOCAL BODIES FOR PRIMARY EDUCATION

(RUPEES IN THOUSANDS)

| SL. NO. | STATE/UNION TERRITORY | 2007-08(ACTUALS) | | | | 2008-09(R.E.) | | | | 2009-10(B.E.) | | | |
|---------------------|-----------------------|------------------|--------------|--------------|----------------------------------|---------------|--------------|--------------|----------------------------------|---------------|--------------|--------------|----------------------------------|
| | | PLAN | NON-PLAN | TOTAL | % AGE TO TOTAL EXP. ON PMY. EDN. | PLAN | NON-PLAN | TOTAL | % AGE TO TOTAL EXP. ON PMY. EDN. | PLAN | NON-PLAN | TOTAL | % AGE TO TOTAL EXP. ON PMY. EDN. |
| 1 | ANDHRA PRADESH | 4001.00 | 20257322.00 | 20261323.00 | 76.33 | 0.00 | 25681371.00 | 25681371.00 | 75.74 | 0.00 | 29034894.00 | 29034894.00 | 74.35 |
| 2 | ARUNACHAL PRADESH | ... | ... | ... | ... | ... | ... | ... | ... | ... | ... | ... | ... |
| 3 | ASSAM | ... | ... | ... | ... | ... | ... | ... | ... | ... | ... | ... | ... |
| 4 | BIHAR | 0.00 | 3186540.00 | 3186540.00 | 9.71 | 0.00 | 7621566.00 | 7621566.00 | 16.67 | 0.00 | 8826540.00 | 8826540.00 | 16.56 |
| 5 | CHHATTISGARH | 197568.00 | 545257.00 | 742825.00 | 5.80 | 346200.00 | 810000.00 | 1156200.00 | 6.11 | 173000.00 | 870000.00 | 1043000.00 | 4.75 |
| 6 | GOA | 0.00 | 0.00 | 0.00 | 0.00 | 0.00 | 0.00 | 0.00 | 0.00 | 2000.00 | 0.00 | 2000.00 | 0.16 |
| 7 | GUJARAT | 0.00 | 1240000.00 | 1240000.00 | 4.31 | 0.00 | 1400000.00 | 1400000.00 | 4.75 | 0.00 | 1420000.00 | 1420000.00 | 4.67 |
| 8 | HARYANA | 0.00 | 3217.00 | 3217.00 | 0.03 | 0.00 | 1520.00 | 1520.00 | 0.01 | 0.00 | 1520.00 | 1520.00 | 0.01 |
| 9 | HIMACHAL PRADESH | ... | ... | ... | ... | ... | ... | ... | ... | ... | ... | ... | ... |
| 10 | JAMMU & KASHMIR | ... | ... | ... | ... | ... | ... | ... | ... | ... | ... | ... | ... |
| 11 | JHARKHAND | ... | ... | ... | ... | ... | ... | ... | ... | ... | ... | ... | ... |
| 12 | KARNATAKA | 4934990.00 | 29140922.00 | 34075912.00 | 91.95 | 4540848.00 | 36381939.00 | 40922787.00 | 88.47 | 6166557.00 | 36282994.00 | 42449551.00 | 93.15 |
| 13 | KERALA | 0.00 | 972022.00 | 972022.00 | 5.23 | 0.00 | 1242242.00 | 1242242.00 | 5.77 | 0.00 | 1609911.00 | 1609911.00 | 6.93 |
| 14 | MADHYA PRADESH | 0.00 | 3317871.00 | 3317871.00 | 14.26 | 0.00 | 6413227.00 | 6413227.00 | 19.07 | 0.00 | 6917907.00 | 6917907.00 | 18.17 |
| 15 | MAHARASHTRA | 817858.00 | 57049770.00 | 57867628.00 | 95.10 | 394431.00 | 67667717.00 | 68062148.00 | 92.02 | 131477.00 | 81898581.00 | 82030058.00 | 96.14 |
| 16 | MANIPUR | ... | ... | ... | ... | ... | ... | ... | ... | ... | ... | ... | ... |
| 17 | MEGHALAYA | 0.00 | 588.00 | 588.00 | 0.03 | 0.00 | 1160.00 | 1160.00 | 0.06 | 0.00 | 1600.00 | 1600.00 | 0.07 |
| 18 | MIZORAM | ... | ... | ... | ... | ... | ... | ... | ... | ... | ... | ... | ... |
| 19 | NAGALAND | ... | ... | ... | ... | ... | ... | ... | ... | ... | ... | ... | ... |
| 20 | ORISSA | ... | ... | ... | ... | ... | ... | ... | ... | ... | ... | ... | ... |
| 21 | PUNJAB | ... | ... | ... | ... | ... | ... | ... | ... | ... | ... | ... | ... |
| 22 | RAJASTHAN | 24907.00 | 11010133.00 | 11035040.00 | 34.52 | 55779.00 | 14734701.00 | 14790480.00 | 33.35 | 13500.00 | 17900001.00 | 17913501.00 | 34.15 |
| 23 | SIKKIM | 0.00 | 800.00 | 800.00 | 0.07 | 250338.00 | 780074.00 | 1030412.00 | 81.98 | 242200.00 | 787221.00 | 1029421.00 | 87.30 |
| 24 | TAMIL NADU | 0.00 | 57433.00 | 57433.00 | 0.20 | 0.00 | 59775.00 | 59775.00 | 0.15 | 0.00 | 59775.00 | 59775.00 | 0.13 |
| 25 | TRIPURA | ... | ... | ... | ... | ... | ... | ... | ... | ... | ... | ... | ... |
| 26 | UTTARAKHAND | ... | ... | ... | ... | ... | ... | ... | ... | ... | ... | ... | ... |
| 27 | UTTAR PRADESH | ... | ... | ... | ... | ... | ... | ... | ... | ... | ... | ... | ... |
| 28 | WEST BENGAL | ... | ... | ... | ... | ... | ... | ... | ... | ... | ... | ... | ... |
| TOTAL STATES | | 5979324.00 | 126781875.00 | 132761199.00 | 26.55 | 5587596.00 | 162795292.00 | 168382888.00 | 26.72 | 6728734.00 | 185610944.00 | 192339678.00 | 25.83 |
| 29 | A. & N. ISLANDS | ... | ... | ... | ... | ... | ... | ... | ... | ... | ... | ... | ... |
| 30 | CHANDIGARH | ... | ... | ... | ... | ... | ... | ... | ... | ... | ... | ... | ... |
| 31 | DADRA & NAGAR HAVELI | 88700.00 | 14104.00 | 102804.00 | 49.86 | 121000.00 | 15300.00 | 136300.00 | 42.11 | 96000.00 | 15300.00 | 111300.00 | 29.96 |
| 32 | DAMAN & DIU | 9500.00 | 100.00 | 9600.00 | 10.58 | 18300.00 | 1100.00 | 19400.00 | 15.47 | 31800.00 | 1100.00 | 32900.00 | 20.13 |
| 33 | DELHI | 2018500.00 | 4834390.00 | 6852890.00 | 98.42 | 1394250.00 | 4993356.00 | 6387606.00 | 98.45 | 1350000.00 | 5419959.00 | 6769959.00 | 98.25 |
| 34 | LAKSHADWEEP | ... | ... | ... | ... | ... | ... | ... | ... | ... | ... | ... | ... |
| 35 | PUDUCHERRY | ... | ... | ... | ... | ... | ... | ... | ... | ... | ... | ... | ... |
| TOTAL U.T. | | 2116700.00 | 4848594.00 | 6965294.00 | 73.98 | 1533550.00 | 5009756.00 | 6543306.00 | 64.95 | 1477800.00 | 5436359.00 | 6914159.00 | 62.98 |
| TOTAL (STATE & UTS) | | 8096024.00 | 131630469.00 | 139726493.00 | 27.43 | 7121146.00 | 167805048.00 | 174926194.00 | 27.32 | 8206534.00 | 191047303.00 | 199253837.00 | 26.37 |

..NICNET..

STATEMENT NO. (8): PLAN & NON-PLAN BUDGETED EXPENDITURE ON ELEMENTARY EDUCATION (Sub-head wise)

ACCOUNT: REVENUE ACCOUNT
PROGRAM: TEACHER'S TRAINING

(RUPEES IN THOUSANDS)

| SL. NO. | STATE/UNION TERRITORY | 2007-08(ACTUALS) | | | | 2008-09(R.E.) | | | | 2009-10(B.E.) | | | |
|---------------------|-----------------------|------------------|-------------|-------------|----------------------------------|---------------|-------------|-------------|----------------------------------|---------------|-------------|-------------|----------------------------------|
| | | PLAN | NON-PLAN | TOTAL | % AGE TO TOTAL EXP. ON PMY. EDN. | PLAN | NON-PLAN | TOTAL | % AGE TO TOTAL EXP. ON PMY. EDN. | PLAN | NON-PLAN | TOTAL | % AGE TO TOTAL EXP. ON PMY. EDN. |
| 1 | ANDHRA PRADESH | 0.00 | -1.00 | -1.00 | 0.00 | 163995.00 | 353.00 | 164348.00 | 0.48 | 123520.00 | 353.00 | 123873.00 | 0.32 |
| 2 | ARUNACHAL PRADESH | ... | ... | ... | ... | ... | ... | ... | ... | ... | ... | ... | ... |
| 3 | ASSAM | 0.00 | 230.00 | 230.00 | 0.00 | 0.00 | 101.00 | 101.00 | 0.00 | 0.00 | 101.00 | 101.00 | 0.00 |
| 4 | BIHAR | 0.00 | 143600.00 | 143600.00 | 0.44 | 0.00 | 191845.00 | 191845.00 | 0.42 | 0.00 | 236541.00 | 236541.00 | 0.44 |
| 5 | CHHATTISGARH | 139356.00 | 6004.00 | 145360.00 | 1.14 | 128880.00 | 7080.00 | 135960.00 | 0.72 | 156620.00 | 9060.00 | 165680.00 | 0.75 |
| 6 | GOA | 0.00 | 3010.00 | 3010.00 | 0.34 | 0.00 | 3754.00 | 3754.00 | 0.36 | 0.00 | 4844.00 | 4844.00 | 0.38 |
| 7 | GUJARAT | 463095.00 | 25864175.00 | 26327270.00 | 91.61 | 672860.00 | 25813000.00 | 26485860.00 | 89.93 | 579570.00 | 26397544.00 | 26977114.00 | 88.65 |
| 8 | HARYANA | ... | ... | ... | ... | ... | ... | ... | ... | ... | ... | ... | ... |
| 9 | HIMACHAL PRADESH | 48586.00 | 0.00 | 48586.00 | 0.55 | 57372.00 | 0.00 | 57372.00 | 0.48 | 47216.00 | 0.00 | 47216.00 | 0.36 |
| 10 | JAMMU & KASHMIR | ... | ... | ... | ... | ... | ... | ... | ... | ... | ... | ... | ... |
| 11 | JHARKHAND | 0.00 | 38951.00 | 38951.00 | 0.23 | 0.00 | 61027.00 | 61027.00 | 0.32 | 0.00 | 80730.00 | 80730.00 | 0.33 |
| 12 | KARNATAKA | 0.00 | 136291.00 | 136291.00 | 0.37 | 0.00 | 189701.00 | 189701.00 | 0.41 | 0.00 | 210444.00 | 210444.00 | 0.46 |
| 13 | KERALA | 90503.00 | 0.00 | 90503.00 | 0.49 | 89400.00 | 0.00 | 89400.00 | 0.41 | 116800.00 | 0.00 | 116800.00 | 0.50 |
| 14 | MADHYA PRADESH | 0.00 | 2929.00 | 2929.00 | 0.01 | 0.00 | 3783.00 | 3783.00 | 0.01 | 0.00 | 4683.00 | 4683.00 | 0.01 |
| 15 | MAHARASHTRA | 0.00 | 298759.00 | 298759.00 | 0.49 | 0.00 | 1041329.00 | 1041329.00 | 1.41 | 0.00 | 898180.00 | 898180.00 | 1.05 |
| 16 | MANIPUR | 978.00 | 0.00 | 978.00 | 0.05 | 1230.00 | 0.00 | 1230.00 | 0.06 | 1180.00 | 0.00 | 1180.00 | 0.06 |
| 17 | MEGHALAYA | ... | ... | ... | ... | ... | ... | ... | ... | ... | ... | ... | ... |
| 18 | MIZORAM | ... | ... | ... | ... | ... | ... | ... | ... | ... | ... | ... | ... |
| 19 | NAGALAND | 10000.00 | 0.00 | 10000.00 | 0.49 | 0.00 | 0.00 | 0.00 | 0.00 | 10200.00 | 0.00 | 10200.00 | 0.44 |
| 20 | ORISSA | ... | ... | ... | ... | ... | ... | ... | ... | ... | ... | ... | ... |
| 21 | PUNJAB | ... | ... | ... | ... | ... | ... | ... | ... | ... | ... | ... | ... |
| 22 | RAJASTHAN | ... | ... | ... | ... | ... | ... | ... | ... | ... | ... | ... | ... |
| 23 | SIKKIM | 278901.00 | 667745.00 | 946646.00 | 84.31 | 24218.00 | 8049.00 | 32267.00 | 2.57 | 14171.00 | 8423.00 | 22594.00 | 1.92 |
| 24 | TAMIL NADU | ... | ... | ... | ... | ... | ... | ... | ... | ... | ... | ... | ... |
| 25 | TRIPURA | 55716.00 | 1606432.00 | 1662148.00 | 88.39 | 65030.00 | 1991210.00 | 2056240.00 | 88.83 | 90513.00 | 2564840.00 | 2655353.00 | 88.91 |
| 26 | UTTARAKHAND | 298.00 | 30568.00 | 30866.00 | 0.44 | 0.00 | 3519.00 | 3519.00 | 0.05 | 0.00 | 75.00 | 75.00 | 0.00 |
| 27 | UTTAR PRADESH | 0.00 | 419.00 | 419.00 | 0.00 | 0.00 | 700.00 | 700.00 | 0.00 | 0.00 | 700.00 | 700.00 | 0.00 |
| 28 | WEST BENGAL | 0.00 | 68479.00 | 68479.00 | 0.26 | 86500.00 | 98773.00 | 185273.00 | 0.72 | 49840.00 | 130451.00 | 180291.00 | 0.47 |
| TOTAL STATES | | 1087433.00 | 28867591.00 | 29955024.00 | 5.99 | 1289485.00 | 29414224.00 | 30703709.00 | 4.87 | 1189630.00 | 30546969.00 | 31736599.00 | 4.26 |
| 29 | A. & N. ISLANDS | 3825.00 | 6985.00 | 10810.00 | 1.68 | 5128.00 | 11457.00 | 16585.00 | 1.58 | 8929.00 | 14846.00 | 23775.00 | 1.84 |
| 30 | CHANDIGARH | 1500.00 | 9504.00 | 11004.00 | 1.72 | 1500.00 | 9832.00 | 11332.00 | 1.47 | 1600.00 | 15800.00 | 17400.00 | 1.87 |
| 31 | DADRA & NAGAR HAVELI | ... | ... | ... | ... | ... | ... | ... | ... | ... | ... | ... | ... |
| 32 | DAMAN & DIU | ... | ... | ... | ... | ... | ... | ... | ... | ... | ... | ... | ... |
| 33 | DELHI | ... | ... | ... | ... | ... | ... | ... | ... | ... | ... | ... | ... |
| 34 | LAKSHADWEEP | ... | ... | ... | ... | ... | ... | ... | ... | ... | ... | ... | ... |
| 35 | PUDUCHERRY | ... | ... | ... | ... | ... | ... | ... | ... | ... | ... | ... | ... |
| TOTAL U.T. | | 5325.00 | 16489.00 | 21814.00 | 0.23 | 6628.00 | 21289.00 | 27917.00 | 0.28 | 10529.00 | 30646.00 | 41175.00 | 0.38 |
| TOTAL (STATE & UTS) | | 1092758.00 | 28884080.00 | 29976838.00 | 5.88 | 1296113.00 | 29435513.00 | 30731626.00 | 4.80 | 1200159.00 | 30577615.00 | 31777774.00 | 4.21 |

STATEMENT NO. (8): PLAN & NON-PLAN BUDGETED EXPENDITURE ON ELEMENTARY EDUCATION (Sub-head wise)

ACCOUNT: REVENUE ACCOUNT
PROGRAM: NON FORMAL EDUCATION

(RUPEES IN THOUSANDS)

| SL. NO. | STATE/UNION TERRITORY | 2007-08(ACTUALS) | | | | 2008-09(R.E.) | | | | 2009-10(B.E.) | | | |
|---------------------|-----------------------|------------------|----------|------------|----------------------------------|---------------|----------|------------|----------------------------------|---------------|----------|------------|----------------------------------|
| | | PLAN | NON-PLAN | TOTAL | % AGE TO TOTAL EXP. ON PMY. EDN. | PLAN | NON-PLAN | TOTAL | % AGE TO TOTAL EXP. ON PMY. EDN. | PLAN | NON-PLAN | TOTAL | % AGE TO TOTAL EXP. ON PMY. EDN. |
| 1 | ANDHRA PRADESH | ... | ... | ... | ... | ... | ... | ... | ... | ... | ... | ... | ... |
| 2 | ARUNACHAL PRADESH | ... | ... | ... | ... | ... | ... | ... | ... | ... | ... | ... | ... |
| 3 | ASSAM | ... | ... | ... | ... | ... | ... | ... | ... | ... | ... | ... | ... |
| 4 | BIHAR | ... | ... | ... | ... | ... | ... | ... | ... | ... | ... | ... | ... |
| 5 | CHHATTISGARH | 7039.00 | 0.00 | 7039.00 | 0.05 | 8000.00 | 0.00 | 8000.00 | 0.04 | 8000.00 | 0.00 | 8000.00 | 0.04 |
| 6 | GOA | ... | ... | ... | ... | ... | ... | ... | ... | ... | ... | ... | ... |
| 7 | GUJARAT | ... | ... | ... | ... | ... | ... | ... | ... | ... | ... | ... | ... |
| 8 | HARYANA | ... | ... | ... | ... | ... | ... | ... | ... | ... | ... | ... | ... |
| 9 | HIMACHAL PRADESH | ... | ... | ... | ... | ... | ... | ... | ... | ... | ... | ... | ... |
| 10 | JAMMU & KASHMIR | ... | ... | ... | ... | ... | ... | ... | ... | ... | ... | ... | ... |
| 11 | JHARKHAND | ... | ... | ... | ... | ... | ... | ... | ... | ... | ... | ... | ... |
| 12 | KARNATAKA | ... | ... | ... | ... | ... | ... | ... | ... | ... | ... | ... | ... |
| 13 | KERALA | ... | ... | ... | ... | ... | ... | ... | ... | ... | ... | ... | ... |
| 14 | MADHYA PRADESH | ... | ... | ... | ... | ... | ... | ... | ... | ... | ... | ... | ... |
| 15 | MAHARASHTRA | ... | ... | ... | ... | ... | ... | ... | ... | ... | ... | ... | ... |
| 16 | MANIPUR | ... | ... | ... | ... | ... | ... | ... | ... | ... | ... | ... | ... |
| 17 | MEGHALAYA | 0.00 | 0.00 | 0.00 | 0.00 | 8000.00 | 0.00 | 8000.00 | 0.40 | 0.00 | 0.00 | 0.00 | 0.00 |
| 18 | MIZORAM | ... | ... | ... | ... | ... | ... | ... | ... | ... | ... | ... | ... |
| 19 | NAGALAND | ... | ... | ... | ... | ... | ... | ... | ... | ... | ... | ... | ... |
| 20 | ORISSA | ... | ... | ... | ... | ... | ... | ... | ... | ... | ... | ... | ... |
| 21 | PUNJAB | ... | ... | ... | ... | ... | ... | ... | ... | ... | ... | ... | ... |
| 22 | RAJASTHAN | 4277823.00 | 10550.00 | 4288373.00 | 13.41 | 6205830.00 | 17223.00 | 6223053.00 | 14.03 | 5700000.00 | 21423.00 | 5721423.00 | 10.91 |
| 23 | SIKKIM | 0.00 | 0.00 | 0.00 | 0.00 | 1.00 | 0.00 | 1.00 | 0.00 | 0.00 | 0.00 | 0.00 | 0.00 |
| 24 | TAMIL NADU | ... | ... | ... | ... | ... | ... | ... | ... | ... | ... | ... | ... |
| 25 | TRIPURA | ... | ... | ... | ... | ... | ... | ... | ... | ... | ... | ... | ... |
| 26 | UTTARAKHAND | ... | ... | ... | ... | ... | ... | ... | ... | ... | ... | ... | ... |
| 27 | UTTAR PRADESH | 40359.00 | 0.00 | 40359.00 | 0.05 | 49911.00 | 0.00 | 49911.00 | 0.06 | 100000.00 | 0.00 | 100000.00 | 0.09 |
| 28 | WEST BENGAL | 15.00 | 183.00 | 198.00 | 0.00 | 0.00 | 398.00 | 398.00 | 0.00 | 0.00 | 562.00 | 562.00 | 0.00 |
| TOTAL STATES | | 4325236.00 | 10733.00 | 4335969.00 | 0.87 | 6271742.00 | 17621.00 | 6289363.00 | 1.00 | 5808000.00 | 21985.00 | 5829985.00 | 0.78 |
| 29 | A. & N. ISLANDS | ... | ... | ... | ... | ... | ... | ... | ... | ... | ... | ... | ... |
| 30 | CHANDIGARH | ... | ... | ... | ... | ... | ... | ... | ... | ... | ... | ... | ... |
| 31 | DADRA & NAGAR HAVELI | ... | ... | ... | ... | ... | ... | ... | ... | ... | ... | ... | ... |
| 32 | DAMAN & DIU | ... | ... | ... | ... | ... | ... | ... | ... | ... | ... | ... | ... |
| 33 | DELHI | ... | ... | ... | ... | ... | ... | ... | ... | ... | ... | ... | ... |
| 34 | LAKSHADWEEP | ... | ... | ... | ... | ... | ... | ... | ... | ... | ... | ... | ... |
| 35 | PUDUCHERRY | ... | ... | ... | ... | ... | ... | ... | ... | ... | ... | ... | ... |
| TOTAL U.T. | | 0.00 | 0.00 | 0.00 | 0.00 | 0.00 | 0.00 | 0.00 | 0.00 | 0.00 | 0.00 | 0.00 | 0.00 |
| TOTAL (STATE & UTS) | | 4325236.00 | 10733.00 | 4335969.00 | 0.85 | 6271742.00 | 17621.00 | 6289363.00 | 0.98 | 5808000.00 | 21985.00 | 5829985.00 | 0.77 |

..NICNET..

STATEMENT NO. (8): PLAN & NON-PLAN BUDGETED EXPENDITURE ON ELEMENTARY EDUCATION (Sub-head wise)

ACCOUNT: REVENUE ACCOUNT
PROGRAM: SCHOLARSHIPS

(RUPEES IN THOUSANDS)

| SL. NO. | STATE/UNION TERRITORY | 2007-08 (ACTUALS) | | | | 2008-09 (R.E.) | | | | 2009-10 (B.E.) | | | |
|---------|-----------------------|-------------------|-----------|------------|----------------------------------|----------------|-----------|------------|----------------------------------|----------------|----------|------------|----------------------------------|
| | | PLAN | NON-PLAN | TOTAL | % AGE TO TOTAL EXP. ON PMY. EDN. | PLAN | NON-PLAN | TOTAL | % AGE TO TOTAL EXP. ON PMY. EDN. | PLAN | NON-PLAN | TOTAL | % AGE TO TOTAL EXP. ON PMY. EDN. |
| 1 | ANDHRA PRADESH | 97907.00 | 0.00 | 97907.00 | 5.14 | 70300.00 | 63268.00 | 133568.00 | 6.28 | 110500.00 | 0.00 | 110500.00 | 4.93 |
| 2 | ARUNACHAL PRADESH | 0.00 | 9486.00 | 9486.00 | 0.06 | 0.00 | 7656.00 | 7656.00 | 0.04 | 0.00 | 7811.00 | 7811.00 | 0.03 |
| 3 | ASSAM | ... | ... | ... | ... | ... | ... | ... | ... | ... | ... | ... | ... |
| 4 | BIHAR | ... | ... | ... | ... | ... | ... | ... | ... | ... | ... | ... | ... |
| 5 | CHHATTISGARH | 84481.00 | 81.00 | 84562.00 | 0.66 | 104500.00 | 120.00 | 104620.00 | 0.55 | 103500.00 | 120.00 | 103620.00 | 0.47 |
| 6 | GOA | ... | ... | ... | ... | ... | ... | ... | ... | ... | ... | ... | ... |
| 7 | GUJARAT | ... | ... | ... | ... | ... | ... | ... | ... | ... | ... | ... | ... |
| 8 | HARYANA | 552565.00 | 1249.00 | 553814.00 | 4.66 | 86500.00 | 3050.00 | 89550.00 | 0.48 | 1056500.00 | 3050.00 | 1059550.00 | 4.28 |
| 9 | HIMACHAL PRADESH | ... | ... | ... | ... | ... | ... | ... | ... | ... | ... | ... | ... |
| 10 | JAMMU & KASHMIR | ... | ... | ... | ... | ... | ... | ... | ... | ... | ... | ... | ... |
| 11 | JHARKHAND | ... | ... | ... | ... | ... | ... | ... | ... | ... | ... | ... | ... |
| 12 | KARNATAKA | 634290.00 | 0.00 | 634290.00 | 1.71 | 700000.00 | 0.00 | 700000.00 | 1.51 | 550000.00 | 0.00 | 550000.00 | 1.21 |
| 13 | KERALA | ... | ... | ... | ... | ... | ... | ... | ... | ... | ... | ... | ... |
| 14 | MADHYA PRADESH | ... | ... | ... | ... | ... | ... | ... | ... | ... | ... | ... | ... |
| 15 | MAHARASHTRA | ... | ... | ... | ... | ... | ... | ... | ... | ... | ... | ... | ... |
| 16 | MANIPUR | 0.00 | 0.00 | 0.00 | 0.00 | 250.00 | 0.00 | 250.00 | 0.01 | 300.00 | 0.00 | 300.00 | 0.02 |
| 17 | MEGHALAYA | 533.00 | 198.00 | 731.00 | 0.04 | 400.00 | 200.00 | 600.00 | 0.03 | 500.00 | 250.00 | 750.00 | 0.03 |
| 18 | MIZORAM | ... | ... | ... | ... | ... | ... | ... | ... | ... | ... | ... | ... |
| 19 | NAGALAND | ... | ... | ... | ... | ... | ... | ... | ... | ... | ... | ... | ... |
| 20 | ORISSA | 0.00 | 2008.00 | 2008.00 | 0.01 | 49998.00 | 2640.00 | 52638.00 | 0.21 | 38500.00 | 2640.00 | 41140.00 | 0.14 |
| 21 | PUNJAB | ... | ... | ... | ... | ... | ... | ... | ... | ... | ... | ... | ... |
| 22 | RAJASTHAN | 0.00 | 31829.00 | 31829.00 | 0.10 | 0.00 | 32476.00 | 32476.00 | 0.07 | 0.00 | 32476.00 | 32476.00 | 0.06 |
| 23 | SIKKIM | ... | ... | ... | ... | ... | ... | ... | ... | ... | ... | ... | ... |
| 24 | TAMIL NADU | ... | ... | ... | ... | ... | ... | ... | ... | ... | ... | ... | ... |
| 25 | TRIPURA | ... | ... | ... | ... | ... | ... | ... | ... | ... | ... | ... | ... |
| 26 | UTTARAKHAND | 0.00 | 675.00 | 675.00 | 0.01 | 0.00 | 560.00 | 560.00 | 0.01 | 0.00 | 1000.00 | 1000.00 | 0.01 |
| 27 | UTTAR PRADESH | 162.00 | 48184.00 | 48346.00 | 0.07 | 0.00 | 7147.00 | 7147.00 | 0.01 | 0.00 | 4000.00 | 4000.00 | 0.00 |
| 28 | WEST BENGAL | 130000.00 | 6518.00 | 136518.00 | 0.53 | 0.00 | 3850.00 | 3850.00 | 0.01 | 6800.00 | 4200.00 | 11000.00 | 0.03 |
| | TOTAL STATES | 1499938.00 | 100228.00 | 1600166.00 | 0.32 | 1011948.00 | 120967.00 | 1132915.00 | 0.18 | 1866600.00 | 55547.00 | 1922147.00 | 0.26 |
| 29 | A. & N. ISLANDS | ... | ... | ... | ... | ... | ... | ... | ... | ... | ... | ... | ... |
| 30 | CHANDIGARH | ... | ... | ... | ... | ... | ... | ... | ... | ... | ... | ... | ... |
| 31 | DADRA & NAGAR HAVELI | ... | ... | ... | ... | ... | ... | ... | ... | ... | ... | ... | ... |
| 32 | DAMAN & DIU | ... | ... | ... | ... | ... | ... | ... | ... | ... | ... | ... | ... |
| 33 | DELHI | ... | ... | ... | ... | ... | ... | ... | ... | ... | ... | ... | ... |
| 34 | LAKSHADWEEP | ... | ... | ... | ... | ... | ... | ... | ... | ... | ... | ... | ... |
| 35 | PUDUCHERRY | 0.00 | 93.00 | 93.00 | 0.01 | 0.00 | 101.00 | 101.00 | 0.01 | 0.00 | 101.00 | 101.00 | 0.01 |
| | TOTAL U.T. | 0.00 | 93.00 | 93.00 | 0.00 | 0.00 | 101.00 | 101.00 | 0.00 | 0.00 | 101.00 | 101.00 | 0.00 |
| | TOTAL (STATE & UTS) | 1499938.00 | 100321.00 | 1600259.00 | 0.31 | 1011948.00 | 121068.00 | 1133016.00 | 0.18 | 1866600.00 | 55648.00 | 1922248.00 | 0.25 |

STATEMENT NO. (8): PLAN & NON-PLAN BUDGETED EXPENDITURE ON ELEMENTARY EDUCATION (Sub-head wise)

ACCOUNT: REVENUE ACCOUNT
PROGRAM: TEXTS BOOKS

(RUPEES IN THOUSANDS)

| SL. NO. | STATE/UNION TERRITORY | 2007-08(ACTUALS) | | | | 2008-09(R.E.) | | | | 2009-10(B.E.) | | | |
|---------|-----------------------|------------------|-----------|------------|----------------------------------|---------------|-----------|------------|----------------------------------|---------------|-----------|------------|----------------------------------|
| | | PLAN | NON-PLAN | TOTAL | % AGE TO TOTAL EXP. ON PMY. EDN. | PLAN | NON-PLAN | TOTAL | % AGE TO TOTAL EXP. ON PMY. EDN. | PLAN | NON-PLAN | TOTAL | % AGE TO TOTAL EXP. ON PMY. EDN. |
| 1 | ANDHRA PRADESH | 50000.00 | 0.00 | 50000.00 | 2.63 | 90000.00 | 0.00 | 90000.00 | 4.23 | 70000.00 | 0.00 | 70000.00 | 3.12 |
| 2 | ARUNACHAL PRADESH | 0.00 | 0.00 | 0.00 | 0.00 | 0.00 | 330.00 | 330.00 | 0.00 | 0.00 | 50245.00 | 50245.00 | 0.20 |
| 3 | ASSAM | 150000.00 | 0.00 | 150000.00 | 1.17 | 303200.00 | 100.00 | 303300.00 | 1.60 | 295000.00 | 0.00 | 295000.00 | 1.34 |
| 4 | BIHAR | 414823.00 | 0.00 | 414823.00 | 1.44 | 394999.00 | 0.00 | 394999.00 | 1.34 | 492680.00 | 0.00 | 492680.00 | 1.62 |
| 5 | CHHATTISGARH | 205.00 | 93757.00 | 93962.00 | 0.79 | 650.00 | 325125.00 | 325775.00 | 1.74 | 800.00 | 231136.00 | 231936.00 | 0.94 |
| 6 | GOA | ... | ... | ... | ... | ... | ... | ... | ... | ... | ... | ... | ... |
| 7 | GUJARAT | ... | ... | ... | ... | ... | ... | ... | ... | ... | ... | ... | ... |
| 8 | HARYANA | ... | ... | ... | ... | ... | ... | ... | ... | ... | ... | ... | ... |
| 9 | HIMACHAL PRADESH | ... | ... | ... | ... | ... | ... | ... | ... | ... | ... | ... | ... |
| 10 | JAMMU & KASHMIR | ... | ... | ... | ... | ... | ... | ... | ... | ... | ... | ... | ... |
| 11 | JHARKHAND | ... | ... | ... | ... | ... | ... | ... | ... | ... | ... | ... | ... |
| 12 | KARNATAKA | ... | ... | ... | ... | ... | ... | ... | ... | ... | ... | ... | ... |
| 13 | KERALA | 533147.00 | 0.00 | 533147.00 | 2.29 | 509518.00 | 0.00 | 509518.00 | 1.52 | 531703.00 | 0.00 | 531703.00 | 1.40 |
| 14 | MADHYA PRADESH | 0.00 | 0.00 | 0.00 | 0.00 | 150.00 | 0.00 | 150.00 | 0.01 | 150.00 | 0.00 | 150.00 | 0.01 |
| 15 | MAHARASHTRA | ... | ... | ... | ... | ... | ... | ... | ... | ... | ... | ... | ... |
| 16 | MANIPUR | ... | ... | ... | ... | ... | ... | ... | ... | ... | ... | ... | ... |
| 17 | MEGHALAYA | ... | ... | ... | ... | ... | ... | ... | ... | ... | ... | ... | ... |
| 18 | MIZORAM | ... | ... | ... | ... | ... | ... | ... | ... | ... | ... | ... | ... |
| 19 | NAGALAND | 0.00 | 127256.00 | 127256.00 | 0.76 | 0.00 | 158346.00 | 158346.00 | 0.63 | 0.00 | 178516.00 | 178516.00 | 0.61 |
| 20 | ORISSA | ... | ... | ... | ... | ... | ... | ... | ... | ... | ... | ... | ... |
| 21 | PUNJAB | ... | ... | ... | ... | ... | ... | ... | ... | ... | ... | ... | ... |
| 22 | RAJASTHAN | 19112.00 | 0.00 | 19112.00 | 1.70 | 26000.00 | 0.00 | 26000.00 | 2.07 | 2600.00 | 0.00 | 2600.00 | 0.22 |
| 23 | SIKKIM | 256342.00 | 0.00 | 256342.00 | 0.89 | 321894.00 | 0.00 | 321894.00 | 0.82 | 321894.00 | 0.00 | 321894.00 | 0.72 |
| 24 | TAMIL NADU | 0.00 | 10.00 | 10.00 | 0.00 | 0.00 | 0.00 | 0.00 | 0.00 | 100.00 | 0.00 | 100.00 | 0.00 |
| 25 | TRIPURA | ... | ... | ... | ... | ... | ... | ... | ... | ... | ... | ... | ... |
| 26 | UTTARAKHAND | ... | ... | ... | ... | ... | ... | ... | ... | ... | ... | ... | ... |
| 27 | UTTAR PRADESH | 242002.00 | 223124.00 | 465126.00 | 1.79 | 260000.00 | 60486.00 | 320486.00 | 1.24 | 260000.00 | 73022.00 | 333022.00 | 0.87 |
| 28 | WEST BENGAL | ... | ... | ... | ... | ... | ... | ... | ... | ... | ... | ... | ... |
| | TOTAL STATES | 1665631.00 | 444147.00 | 2109778.00 | 0.42 | 1906411.00 | 544387.00 | 2450798.00 | 0.39 | 1974927.00 | 532919.00 | 2507846.00 | 0.34 |
| 29 | A. & N. ISLANDS | ... | ... | ... | ... | ... | ... | ... | ... | ... | ... | ... | ... |
| 30 | CHANDIGARH | ... | ... | ... | ... | ... | ... | ... | ... | ... | ... | ... | ... |
| 31 | DADRA & NAGAR HAVELI | ... | ... | ... | ... | ... | ... | ... | ... | ... | ... | ... | ... |
| 32 | DAMAN & DIU | ... | ... | ... | ... | ... | ... | ... | ... | ... | ... | ... | ... |
| 33 | DELHI | ... | ... | ... | ... | ... | ... | ... | ... | ... | ... | ... | ... |
| 34 | LAKSHADWEEP | 91516.00 | 0.00 | 91516.00 | 10.79 | 72552.00 | 0.00 | 72552.00 | 5.67 | 113340.00 | 0.00 | 113340.00 | 8.85 |
| 35 | PUDUCHERRY | ... | ... | ... | ... | ... | ... | ... | ... | ... | ... | ... | ... |
| | TOTAL U.T. | 91516.00 | 0.00 | 91516.00 | 0.97 | 72552.00 | 0.00 | 72552.00 | 0.72 | 113340.00 | 0.00 | 113340.00 | 1.03 |
| | TOTAL (STATE & UTS) | 1757147.00 | 444147.00 | 2201294.00 | 0.43 | 1978963.00 | 544387.00 | 2523350.00 | 0.39 | 2088267.00 | 532919.00 | 2621186.00 | 0.35 |

STATEMENT NO. (8): PLAN & NON-PLAN BUDGETED EXPENDITURE ON ELEMENTARY EDUCATION (Sub-head wise)

ACCOUNT: REVENUE ACCOUNT
PROGRAM: OTHER EXPENDITURE

(RUPEES IN THOUSANDS)

| SL. NO. | STATE/UNION TERRITORY | 2007-08 (ACTUALS) | | | | 2008-09 (R.E.) | | | | 2009-10 (B.E.) | | | |
|---------|-----------------------|-------------------|-------------|-------------|----------------------------------|----------------|-------------|-------------|----------------------------------|----------------|-------------|-------------|----------------------------------|
| | | PLAN | NON-PLAN | TOTAL | % AGE TO TOTAL EXP. ON PMY. EDN. | PLAN | NON-PLAN | TOTAL | % AGE TO TOTAL EXP. ON PMY. EDN. | PLAN | NON-PLAN | TOTAL | % AGE TO TOTAL EXP. ON PMY. EDN. |
| 1 | ANDHRA PRADESH | 3035404.00 | 105137.00 | 3140541.00 | 11.83 | 3293282.00 | 921324.00 | 4214606.00 | 12.43 | 4357937.00 | 994773.00 | 5352710.00 | 13.71 |
| 2 | ARUNACHAL PRADESH | 404526.00 | 0.00 | 404526.00 | 21.25 | 230284.00 | 0.00 | 230284.00 | 10.82 | 286461.00 | 0.00 | 286461.00 | 12.78 |
| 3 | ASSAM | 24685.00 | 892556.00 | 917241.00 | 6.13 | 983500.00 | 54440.00 | 1037940.00 | 5.11 | 1240361.00 | 55785.00 | 1296146.00 | 5.26 |
| 4 | BIHAR | 11463.00 | 8744238.00 | 8755701.00 | 26.69 | 8850000.00 | 4180116.00 | 13030116.00 | 28.50 | 8034500.00 | 4710116.00 | 12744616.00 | 23.91 |
| 5 | CHHATTISGARH | 3797223.00 | 98988.00 | 3896211.00 | 30.44 | 7327068.00 | 50000.00 | 7377068.00 | 38.96 | 6549600.00 | 100000.00 | 6649600.00 | 30.25 |
| 6 | GOA | 168997.00 | 198388.00 | 367385.00 | 41.68 | 131452.00 | 264519.00 | 395971.00 | 37.65 | 97024.00 | 361953.00 | 458977.00 | 36.41 |
| 7 | GUJARAT | 574550.00 | 42633.00 | 617183.00 | 2.15 | 983129.00 | 48025.00 | 1031154.00 | 3.50 | 1318572.00 | 60462.00 | 1379034.00 | 4.53 |
| 8 | HARYANA | 737363.00 | 150100.00 | 887463.00 | 7.46 | 3444200.00 | 150100.00 | 3594300.00 | 19.21 | 3710500.00 | 150100.00 | 3860600.00 | 15.59 |
| 9 | HIMACHAL PRADESH | 669630.00 | 248732.00 | 918362.00 | 10.37 | 505419.00 | 829926.00 | 1335345.00 | 11.09 | 524133.00 | 898056.00 | 1422189.00 | 10.96 |
| 10 | JAMMU & KASHMIR | ... | ... | ... | ... | ... | ... | ... | ... | ... | ... | ... | ... |
| 11 | JHARKHAND | 6192690.00 | 0.00 | 6192690.00 | 37.32 | 5406100.00 | 0.00 | 5406100.00 | 28.25 | 4954900.00 | 0.00 | 4954900.00 | 20.38 |
| 12 | KARNATAKA | 2024530.00 | 175404.00 | 2199934.00 | 5.94 | 4341030.00 | 92269.00 | 4433299.00 | 9.58 | 2149000.00 | 198878.00 | 2347878.00 | 5.15 |
| 13 | KERALA | 23913.00 | 107759.00 | 131672.00 | 0.71 | 349827.00 | 183117.00 | 532944.00 | 2.47 | 25000.00 | 156329.00 | 181329.00 | 0.78 |
| 14 | MADHYA PRADESH | 454244.00 | 2382.00 | 456626.00 | 1.96 | 541926.00 | 20000.00 | 561926.00 | 1.67 | 610056.00 | 20000.00 | 630056.00 | 1.65 |
| 15 | MAHARASHTRA | 1989533.00 | 0.00 | 1989533.00 | 3.27 | 4025001.00 | 0.00 | 4025001.00 | 5.44 | 1341667.00 | 0.00 | 1341667.00 | 1.57 |
| 16 | MANIPUR | 186895.00 | 398287.00 | 585182.00 | 30.31 | 5705.00 | 406444.00 | 412149.00 | 20.61 | 249855.00 | 11.00 | 249866.00 | 12.68 |
| 17 | MEGHALAYA | 192.00 | 615.00 | 807.00 | 0.04 | 200.00 | 1160.00 | 1360.00 | 0.07 | 800.00 | 3180.00 | 3980.00 | 0.16 |
| 18 | MIZORAM | 37637.00 | 0.00 | 37637.00 | 2.57 | 88100.00 | 0.00 | 88100.00 | 5.41 | 137750.00 | 0.00 | 137750.00 | 6.39 |
| 19 | NAGALAND | 127500.00 | 7962.00 | 135462.00 | 6.59 | 148352.00 | 0.00 | 148352.00 | 6.58 | 80000.00 | 0.00 | 80000.00 | 3.47 |
| 20 | ORISSA | 499832.00 | 3307643.00 | 3807475.00 | 22.74 | 3823904.00 | 900.00 | 3824804.00 | 15.13 | 3274678.00 | 230875.00 | 3505553.00 | 11.93 |
| 21 | PUNJAB | 0.00 | 0.00 | 0.00 | 0.00 | 0.00 | 0.00 | 0.00 | 0.00 | 1559975.00 | 0.00 | 1559975.00 | 18.62 |
| 22 | RAJASTHAN | 569105.00 | 1516012.00 | 2085117.00 | 6.52 | 560657.00 | 2225427.00 | 2786084.00 | 6.28 | 492293.00 | 2755927.00 | 3248220.00 | 6.19 |
| 23 | SIKKIM | 97461.00 | 0.00 | 97461.00 | 8.68 | 79200.00 | 0.00 | 79200.00 | 6.30 | 76000.00 | 0.00 | 76000.00 | 6.45 |
| 24 | TAMIL NADU | 902491.00 | 0.00 | 902491.00 | 3.13 | 1259070.00 | 39395.00 | 1298465.00 | 3.30 | 1473973.00 | 24577.00 | 1498550.00 | 3.34 |
| 25 | TRIPURA | 0.00 | 70679.00 | 70679.00 | 3.76 | 0.00 | 72485.00 | 72485.00 | 3.13 | 0.00 | 95680.00 | 95680.00 | 3.20 |
| 26 | UTTARAKHAND | 631000.00 | 0.00 | 631000.00 | 9.05 | 389432.00 | 1300.00 | 390732.00 | 5.27 | 600001.00 | 1.00 | 600002.00 | 4.65 |
| 27 | UTTAR PRADESH | 0.00 | 3851.00 | 3851.00 | 0.01 | 0.00 | 6448038.00 | 6448038.00 | 7.52 | 9270600.00 | 16500542.00 | 25771142.00 | 23.74 |
| 28 | WEST BENGAL | 6874995.00 | 652550.00 | 7527545.00 | 29.03 | 5175842.00 | 594389.00 | 5770231.00 | 22.39 | 7536560.00 | 648947.00 | 8185507.00 | 21.50 |
| | TOTAL STATES | 30035859.00 | 16723916.00 | 46759775.00 | 9.35 | 51942680.00 | 16583374.00 | 68526054.00 | 10.88 | 59952196.00 | 27966192.00 | 87918388.00 | 11.81 |
| 29 | A. & N. ISLANDS | 63087.00 | 8282.00 | 71369.00 | 11.10 | 65921.00 | 25146.00 | 91067.00 | 8.68 | 61000.00 | 33900.00 | 94900.00 | 7.35 |
| 30 | CHANDIGARH | 78498.00 | 2956.00 | 81454.00 | 12.74 | 94183.00 | 2908.00 | 97091.00 | 12.56 | 76500.00 | 3100.00 | 79600.00 | 8.55 |
| 31 | DADRA & NAGAR HAVELI | ... | ... | ... | ... | ... | ... | ... | ... | ... | ... | ... | ... |
| 32 | DAMAN & DIU | 697.00 | 900.00 | 1597.00 | 1.76 | 800.00 | 900.00 | 1700.00 | 1.36 | 800.00 | 900.00 | 1700.00 | 1.04 |
| 33 | DELHI | 110000.00 | 0.00 | 110000.00 | 1.58 | 100000.00 | 300.00 | 100300.00 | 1.55 | 120000.00 | 400.00 | 120400.00 | 1.75 |
| 34 | LAKSHADWEEP | 0.00 | 426.00 | 426.00 | 1.68 | 0.00 | 0.00 | 0.00 | 0.00 | 0.00 | 0.00 | 0.00 | 0.00 |
| 35 | PUDUCHERRY | 181454.00 | 1664.00 | 183118.00 | 21.60 | 260757.00 | 2889.00 | 263646.00 | 20.61 | 281985.00 | 2889.00 | 284874.00 | 22.24 |
| | TOTAL U.T. | 433736.00 | 14228.00 | 447964.00 | 4.76 | 521661.00 | 32143.00 | 553804.00 | 5.50 | 540285.00 | 41189.00 | 581474.00 | 5.30 |
| | TOTAL (STATE & UTS) | 30469595.00 | 16738144.00 | 47207739.00 | 9.27 | 52464341.00 | 16615517.00 | 69079858.00 | 10.79 | 60492481.00 | 28007381.00 | 88499862.00 | 11.71 |

STATEMENT NO. (9): PLAN & NON-PLAN BUDGETED EXPENDITURE ON SECONDARY EDUCATION

| ACCOUNT: REVENUE ACCOUNT | | (RUPEES IN THOUSANDS) | | | | | | | | | | | |
|----------------------------|-----------------------|-----------------------|--------------|--------------|----------------------------------|----------------|--------------|--------------|----------------------------------|----------------|--------------|--------------|----------------------------------|
| PROGRAM: TOTAL EXPENDITURE | | 2007-08 (ACTUALS) | | | | 2008-09 (R.E.) | | | | 2009-10 (B.E.) | | | |
| SL. NO. | STATE/UNION TERRITORY | PLAN | NON-PLAN | TOTAL | % AGE TO TOTAL EXP. ON EDUCATION | PLAN | NON-PLAN | TOTAL | % AGE TO TOTAL EXP. ON EDUCATION | PLAN | NON-PLAN | TOTAL | % AGE TO TOTAL EXP. ON EDUCATION |
| 1 | ANDHRA PRADESH | 524534.00 | 17521862.00 | 18046396.00 | 31.15 | 1400576.00 | 21314863.00 | 22715439.00 | 31.06 | 7191198.00 | 23756203.00 | 30947401.00 | 35.47 |
| 2 | ARUNACHAL PRADESH | 400944.00 | 251746.00 | 652690.00 | 23.25 | 152652.00 | 498628.00 | 651280.00 | 20.90 | 248789.00 | 461902.00 | 710691.00 | 19.08 |
| 3 | ASSAM | 283174.00 | 7680868.00 | 7964042.00 | 28.45 | 202000.00 | 9920588.00 | 10122588.00 | 27.48 | 699500.00 | 10354548.00 | 11054048.00 | 25.29 |
| 4 | BIHAR | 11000.00 | 8578167.00 | 8589167.00 | 16.97 | 56000.00 | 9584247.00 | 9640247.00 | 14.37 | 248501.00 | 14183751.00 | 14432252.00 | 18.12 |
| 5 | CHHATTISGARH | 2005468.00 | 1269213.00 | 3274681.00 | 18.33 | 3760626.00 | 1620410.00 | 5381036.00 | 19.72 | 6829220.00 | 2033280.00 | 8862500.00 | 25.86 |
| 6 | GOA | 232686.00 | 1739788.00 | 1972474.00 | 53.72 | 396746.00 | 2259829.00 | 2656575.00 | 48.23 | 403504.00 | 2895698.00 | 3299202.00 | 55.90 |
| 7 | GUJARAT | 437127.00 | 15626889.00 | 16064016.00 | 31.30 | 1259156.00 | 15222333.00 | 16481489.00 | 30.23 | 1887396.00 | 13766132.00 | 15653528.00 | 27.82 |
| 8 | HARYANA | 1478238.00 | 7313075.00 | 8791313.00 | 32.74 | 2445001.00 | 11207579.00 | 13652580.00 | 34.53 | 3066420.00 | 14856543.00 | 17922963.00 | 34.07 |
| 9 | HIMACHAL PRADESH | 229108.00 | 4234328.00 | 4463436.00 | 30.81 | 188569.00 | 5220761.00 | 5409330.00 | 28.42 | 186936.00 | 5509595.00 | 5696531.00 | 27.87 |
| 10 | JAMMU & KASHMIR | 0.00 | 4946571.00 | 4946571.00 | 45.08 | 73100.00 | 5544628.00 | 5617728.00 | 37.79 | 400000.00 | 7529683.00 | 7929683.00 | 38.68 |
| 11 | JHARKHAND | 456160.00 | 2496251.00 | 2952411.00 | 12.59 | 277000.00 | 4623232.00 | 4900232.00 | 17.07 | 1227300.00 | 3841807.00 | 5069107.00 | 14.35 |
| 12 | KARNATAKA | 3083003.00 | 17048417.00 | 20131420.00 | 30.52 | 3993062.00 | 22100398.00 | 26093460.00 | 31.40 | 5956298.00 | 22363479.00 | 28319777.00 | 33.37 |
| 13 | KERALA | 403759.00 | 17046825.00 | 17450584.00 | 39.40 | 571467.00 | 21195356.00 | 21766823.00 | 40.47 | 1762638.00 | 24671642.00 | 26434280.00 | 43.21 |
| 14 | MADHYA PRADESH | 686164.00 | 6695714.00 | 7381878.00 | 20.81 | 1979374.00 | 10637592.00 | 12616966.00 | 23.99 | 2506787.00 | 12618122.00 | 15124909.00 | 25.23 |
| 15 | MAHARASHTRA | 1766192.00 | 52355384.00 | 54121576.00 | 40.39 | 2372494.00 | 60201393.00 | 62573887.00 | 39.24 | 790816.00 | 78786144.00 | 79576960.00 | 41.96 |
| 16 | MANIPUR | 86372.00 | 923798.00 | 1010170.00 | 27.43 | 76469.00 | 1117940.00 | 1194409.00 | 29.89 | 154830.00 | 1338805.00 | 1493635.00 | 33.27 |
| 17 | MEGHALAYA | 183438.00 | 663650.00 | 847088.00 | 25.87 | 437560.00 | 780894.00 | 1218454.00 | 29.59 | 378360.00 | 1136921.00 | 1515281.00 | 30.18 |
| 18 | MIZORAM | 310916.00 | 403137.00 | 714053.00 | 25.28 | 358717.00 | 528300.00 | 887017.00 | 27.16 | 443140.00 | 647040.00 | 1090180.00 | 26.13 |
| 19 | NAGALAND | 94300.00 | 787055.00 | 881355.00 | 26.29 | 84648.00 | 711620.00 | 796268.00 | 22.76 | 105100.00 | 771500.00 | 876600.00 | 23.74 |
| 20 | ORISSA | 1175888.00 | 5766873.00 | 6942761.00 | 23.54 | 913330.00 | 11147644.00 | 12060974.00 | 27.10 | 1035159.00 | 13328109.00 | 14363268.00 | 26.47 |
| 21 | PUNJAB | 414842.00 | 17129009.00 | 17543851.00 | 66.64 | 597000.00 | 19400281.00 | 19997281.00 | 65.33 | 430400.00 | 22023367.00 | 22453767.00 | 61.76 |
| 22 | RAJASTHAN | 279538.00 | 17234091.00 | 17513629.00 | 32.73 | 632150.00 | 23391953.00 | 24024103.00 | 32.65 | 836745.00 | 29317772.00 | 30154517.00 | 34.16 |
| 23 | SIKKIM | 372608.00 | 626526.00 | 999134.00 | 44.00 | 530536.00 | 739522.00 | 1270058.00 | 46.47 | 404545.00 | 747169.00 | 1151714.00 | 34.06 |
| 24 | TAMIL NADU | 2000129.00 | 25032917.00 | 27033046.00 | 40.27 | 1223270.00 | 34712275.00 | 35935545.00 | 39.31 | 2669345.00 | 39669790.00 | 42339135.00 | 40.54 |
| 25 | TRIPURA | 118323.00 | 2259296.00 | 2377619.00 | 48.08 | 174324.00 | 2605736.00 | 2780060.00 | 46.62 | 251950.00 | 3505152.00 | 3757102.00 | 47.90 |
| 26 | UTTARAKHAND | 1505824.00 | 4857100.00 | 6362924.00 | 41.55 | 609738.00 | 1380833.00 | 1990571.00 | 17.67 | 1347418.00 | 12106730.00 | 13454148.00 | 47.35 |
| 27 | UTTAR PRADESH | 831701.00 | 27365094.00 | 28196795.00 | 25.10 | 3471114.00 | 32934072.00 | 36405186.00 | 26.87 | 3818664.00 | 43151337.00 | 46970001.00 | 27.59 |
| 28 | WEST BENGAL | 162183.00 | 29878054.00 | 30040237.00 | 45.49 | 456900.00 | 33965182.00 | 34422082.00 | 47.18 | 257513.00 | 49923545.00 | 50181058.00 | 45.82 |
| TOTAL STATES | | 19533619.00 | 297731698.00 | 317265317.00 | 33.11 | 28693579.00 | 364568089.00 | 393261668.00 | 32.72 | 45538472.00 | 455295766.00 | 500834238.00 | 34.41 |
| 29 | A. & N. ISLANDS | 114625.00 | 345269.00 | 459894.00 | 35.68 | 179254.00 | 485509.00 | 664763.00 | 33.78 | 224123.00 | 637805.00 | 861928.00 | 35.33 |
| 30 | CHANDIGARH | 61156.00 | 362602.00 | 423758.00 | 19.29 | 76943.00 | 410650.00 | 487593.00 | 20.13 | 61900.00 | 595786.00 | 657686.00 | 22.25 |
| 31 | DADRA & NAGAR HAVELI | 34292.00 | 28826.00 | 63118.00 | 21.10 | 45500.00 | 39700.00 | 85200.00 | 19.22 | 103000.00 | 49300.00 | 152300.00 | 26.97 |
| 32 | DAMAN & DIU | 16437.00 | 64165.00 | 80602.00 | 38.35 | 24600.00 | 70600.00 | 95200.00 | 34.61 | 35000.00 | 91400.00 | 126400.00 | 35.78 |
| 33 | DELHI | 1292269.00 | 9990117.00 | 11282386.00 | 53.12 | 2037250.00 | 16083583.00 | 18120833.00 | 62.68 | 2149600.00 | 21153372.00 | 23302972.00 | 66.42 |
| 34 | LAKSHADWEEP | 27082.00 | 247582.00 | 274664.00 | 79.26 | 60560.00 | 411227.00 | 471787.00 | 80.99 | 61959.00 | 481200.00 | 543159.00 | 82.56 |
| 35 | PUDUCHERRY | 235553.00 | 516757.00 | 752310.00 | 32.58 | 383459.00 | 826505.00 | 1209964.00 | 36.08 | 395642.00 | 789082.00 | 1184724.00 | 32.85 |
| TOTAL U.T. | | 1781414.00 | 11555318.00 | 13336732.00 | 47.82 | 2807566.00 | 18327774.00 | 21135340.00 | 55.69 | 3031224.00 | 23797945.00 | 26829169.00 | 58.75 |
| TOTAL (STATE & UTS) | | 21315033.00 | 309287016.00 | 330602049.00 | 33.53 | 31501145.00 | 382895863.00 | 414397008.00 | 33.42 | 48569696.00 | 479093711.00 | 527663407.00 | 35.15 |
| CENTRE TOTAL | | 15349600.00 | 9923300.00 | 25272900.00 | 9.44 | 34724900.00 | 15195700.00 | 49920600.00 | 13.13 | 46489900.00 | 22901500.00 | 69391400.00 | 15.58 |
| GRAND TOTAL | | 36664633.00 | 319210316.00 | 355874949.00 | 28.38 | 66226045.00 | 398091563.00 | 464317608.00 | 28.66 | 95059596.00 | 501995211.00 | 597054807.00 | 30.67 |

STATEMENT NO. (10): PLAN & NON-PLAN BUDGETED EXPENDITURE ON SECONDARY EDUCATION (Sub-head wise)

ACCOUNT: REVENUE ACCOUNT
PROGRAM: DIRECTION, INSPECTION & ADMINISTRATION

(RUPEES IN THOUSANDS)

| SL. NO. | STATE/UNION TERRITORY | 2007-08(ACTUALS) | | | | 2008-09(R.E.) | | | | 2009-10(B.E.) | | | |
|---------------------|-----------------------|------------------|------------|-------------|----------------------------------|---------------|-------------|-------------|----------------------------------|---------------|-------------|-------------|----------------------------------|
| | | PLAN | NON-PLAN | TOTAL | % AGE TO TOTAL EXP. ON SEC. EDN. | PLAN | NON-PLAN | TOTAL | % AGE TO TOTAL EXP. ON SEC. EDN. | PLAN | NON-PLAN | TOTAL | % AGE TO TOTAL EXP. ON SEC. EDN. |
| 1 | ANDHRA PRADESH | 0.00 | 6936.00 | 6936.00 | 0.04 | 0.00 | 7877.00 | 7877.00 | 0.03 | 0.00 | 7742.00 | 7742.00 | 0.03 |
| 2 | ARUNACHAL PRADESH | ... | ... | ... | ... | ... | ... | ... | ... | ... | ... | ... | ... |
| 3 | ASSAM | 273978.00 | 738312.00 | 1012290.00 | 12.71 | 1000.00 | 1187357.00 | 1188357.00 | 11.74 | 2000.00 | 806272.00 | 808272.00 | 7.31 |
| 4 | BIHAR | 1000.00 | 200396.00 | 201396.00 | 2.34 | 2500.00 | 229714.00 | 232214.00 | 2.41 | 155001.00 | 280997.00 | 435998.00 | 3.02 |
| 5 | CHHATTISGARH | ... | ... | ... | ... | ... | ... | ... | ... | ... | ... | ... | ... |
| 6 | GOA | 0.00 | 0.00 | 0.00 | 0.00 | 0.00 | 302.00 | 302.00 | 0.01 | 0.00 | 302.00 | 302.00 | 0.01 |
| 7 | GUJARAT | 0.00 | 41123.00 | 41123.00 | 0.26 | 0.00 | 37639.00 | 37639.00 | 0.23 | 1847.00 | 49108.00 | 50955.00 | 0.33 |
| 8 | HARYANA | 191661.00 | 152748.00 | 344409.00 | 3.92 | 192700.00 | 247041.00 | 439741.00 | 3.22 | 138100.00 | 314810.00 | 452910.00 | 2.53 |
| 9 | HIMACHAL PRADESH | 0.00 | 75905.00 | 75905.00 | 1.70 | 0.00 | 120144.00 | 120144.00 | 2.22 | 0.00 | 129197.00 | 129197.00 | 2.27 |
| 10 | JAMMU & KASHMIR | 0.00 | 4919242.00 | 4919242.00 | 99.45 | 0.00 | 5516791.00 | 5516791.00 | 98.20 | 0.00 | 7499946.00 | 7499946.00 | 94.58 |
| 11 | JHARKHAND | 0.00 | 72673.00 | 72673.00 | 2.46 | 0.00 | 102626.00 | 102626.00 | 2.09 | 0.00 | 130259.00 | 130259.00 | 2.57 |
| 12 | KARNATAKA | 18547.00 | 155889.00 | 174436.00 | 0.87 | 21525.00 | 194473.00 | 215998.00 | 0.83 | 26506.00 | 191816.00 | 218322.00 | 0.77 |
| 13 | KERALA | 7303.00 | 585384.00 | 592687.00 | 3.40 | 71500.00 | 637652.00 | 709152.00 | 3.26 | 73000.00 | 703419.00 | 776419.00 | 2.94 |
| 14 | MADHYA PRADESH | 0.00 | 36374.00 | 36374.00 | 0.49 | 40450.00 | 56785.00 | 97235.00 | 0.77 | 25500.00 | 53961.00 | 79461.00 | 0.53 |
| 15 | MAHARASHTRA | 0.00 | 202010.00 | 202010.00 | 0.37 | 0.00 | 218408.00 | 218408.00 | 0.35 | 0.00 | 277497.00 | 277497.00 | 0.35 |
| 16 | MANIPUR | 8101.00 | 9331.00 | 17432.00 | 1.73 | 9944.00 | 4241.00 | 14185.00 | 1.19 | 5500.00 | 4990.00 | 10490.00 | 0.70 |
| 17 | MEGHALAYA | 2765.00 | 30563.00 | 33328.00 | 3.93 | 6281.00 | 34210.00 | 40491.00 | 3.32 | 12100.00 | 51401.00 | 63501.00 | 4.19 |
| 18 | MIZORAM | 7545.00 | 13254.00 | 20799.00 | 2.91 | 3040.00 | 16520.00 | 19560.00 | 2.21 | 3040.00 | 19270.00 | 22310.00 | 2.05 |
| 19 | NAGALAND | 20100.00 | 178071.00 | 198171.00 | 22.48 | 20448.00 | 188020.00 | 208468.00 | 26.18 | 25700.00 | 205378.00 | 231078.00 | 26.36 |
| 20 | ORISSA | 0.00 | 87092.00 | 87092.00 | 1.25 | 0.00 | 134350.00 | 134350.00 | 1.11 | 0.00 | 161696.00 | 161696.00 | 1.13 |
| 21 | PUNJAB | 0.00 | 193490.00 | 193490.00 | 1.10 | 0.00 | 225978.00 | 225978.00 | 1.13 | 0.00 | 242028.00 | 242028.00 | 1.08 |
| 22 | RAJASTHAN | 18336.00 | 363346.00 | 381682.00 | 2.18 | 25401.00 | 533379.00 | 558780.00 | 2.33 | 34160.00 | 631925.00 | 666085.00 | 2.21 |
| 23 | SIKKIM | 25365.00 | 33374.00 | 58739.00 | 5.88 | 25930.00 | 40803.00 | 66733.00 | 5.25 | 28200.00 | 38123.00 | 66323.00 | 5.76 |
| 24 | TAMIL NADU | 112.00 | 433533.00 | 433645.00 | 1.60 | 80.00 | 550108.00 | 550188.00 | 1.53 | 80.00 | 614678.00 | 614758.00 | 1.45 |
| 25 | TRIPURA | 0.00 | 1122.00 | 1122.00 | 0.05 | 0.00 | 1250.00 | 1250.00 | 0.04 | 50.00 | 1625.00 | 1675.00 | 0.04 |
| 26 | UTTARAKHAND | 120035.00 | 90843.00 | 210878.00 | 3.31 | 65008.00 | 30003.00 | 95011.00 | 4.77 | 154303.00 | 153072.00 | 307375.00 | 2.28 |
| 27 | UTTAR PRADESH | 32413.00 | 442498.00 | 474911.00 | 1.68 | 4.00 | 471487.00 | 471491.00 | 1.30 | 0.00 | 586754.00 | 586754.00 | 1.25 |
| 28 | WEST BENGAL | 75.00 | 451454.00 | 451529.00 | 1.50 | 10000.00 | 581432.00 | 591432.00 | 1.72 | 5000.00 | 625979.00 | 630979.00 | 1.26 |
| TOTAL STATES | | 727336.00 | 9514963.00 | 10242299.00 | 3.23 | 495811.00 | 11368590.00 | 11864401.00 | 3.02 | 690087.00 | 13782245.00 | 14472332.00 | 2.89 |
| 29 | A. & N. ISLANDS | ... | ... | ... | ... | ... | ... | ... | ... | ... | ... | ... | ... |
| 30 | CHANDIGARH | 0.00 | 11022.00 | 11022.00 | 2.60 | 0.00 | 8900.00 | 8900.00 | 1.83 | 0.00 | 13150.00 | 13150.00 | 2.00 |
| 31 | DADRA & NAGAR HAVELI | 28043.00 | 27526.00 | 55569.00 | 88.04 | 39450.00 | 38200.00 | 77650.00 | 91.14 | 70250.00 | 47750.00 | 118000.00 | 77.48 |
| 32 | DAMAN & DIU | 15188.00 | 36625.00 | 51813.00 | 64.28 | 18700.00 | 42900.00 | 61600.00 | 64.71 | 26600.00 | 53700.00 | 80300.00 | 63.53 |
| 33 | DELHI | 8604.00 | 70459.00 | 79063.00 | 0.70 | 10100.00 | 107478.00 | 117578.00 | 0.65 | 10100.00 | 146134.00 | 156234.00 | 0.67 |
| 34 | LAKSHADWEEP | ... | ... | ... | ... | ... | ... | ... | ... | ... | ... | ... | ... |
| 35 | PUDUCHERRY | 3290.00 | 25517.00 | 28807.00 | 3.83 | 4502.00 | 37179.00 | 41681.00 | 3.44 | 6795.00 | 37179.00 | 43974.00 | 3.71 |
| TOTAL U.T. | | 55125.00 | 171149.00 | 226274.00 | 1.70 | 72752.00 | 234657.00 | 307409.00 | 1.45 | 113745.00 | 297913.00 | 411658.00 | 1.53 |
| TOTAL (STATE & UTS) | | 782461.00 | 9686112.00 | 10468573.00 | 3.17 | 568563.00 | 11603247.00 | 12171810.00 | 2.94 | 803832.00 | 14080158.00 | 14883990.00 | 2.82 |

STATEMENT NO. (10): PLAN & NON-PLAN BUDGETED EXPENDITURE ON SECONDARY EDUCATION (Sub-head wise)

ACCOUNT: REVENUE ACCOUNT
PROGRAM: GOVERNMENT SECONDARY SCHOOLS

(RUPEES IN THOUSANDS)

| SL. NO. | STATE/UNION TERRITORY | 2007-08(ACTUALS) | | | | 2008-09(R.E.) | | | | 2009-10(B.E.) | | | |
|---------|-----------------------|------------------|-------------|--------------|----------------------------------|---------------|--------------|--------------|----------------------------------|---------------|--------------|--------------|----------------------------------|
| | | PLAN | NON-PLAN | TOTAL | % AGE TO TOTAL EXP. ON SEC. EDN. | PLAN | NON-PLAN | TOTAL | % AGE TO TOTAL EXP. ON SEC. EDN. | PLAN | NON-PLAN | TOTAL | % AGE TO TOTAL EXP. ON SEC. EDN. |
| 1 | ANDHRA PRADESH | 119558.00 | 1841813.00 | 1961371.00 | 10.87 | 452260.00 | 2228876.00 | 2681136.00 | 11.80 | 2460151.00 | 2542832.00 | 5002983.00 | 16.17 |
| 2 | ARUNACHAL PRADESH | 206781.00 | 249274.00 | 456055.00 | 69.87 | 61355.00 | 434343.00 | 495698.00 | 76.11 | 69600.00 | 458902.00 | 528502.00 | 74.36 |
| 3 | ASSAM | 0.00 | 246326.00 | 246326.00 | 3.09 | 500.00 | 390373.00 | 390873.00 | 3.86 | 0.00 | 430114.00 | 430114.00 | 3.89 |
| 4 | BIHAR | 10000.00 | 6010566.00 | 6020566.00 | 70.09 | 20000.00 | 7902449.00 | 7922449.00 | 82.18 | 0.00 | 9845902.00 | 9845902.00 | 68.22 |
| 5 | CHHATTISGARH | 1735489.00 | 894336.00 | 2629825.00 | 80.31 | 2926435.00 | 1065100.00 | 3991535.00 | 74.18 | 6002830.00 | 1345700.00 | 7348530.00 | 82.92 |
| 6 | GOA | 6918.00 | 200197.00 | 207115.00 | 10.50 | 8000.00 | 262111.00 | 270111.00 | 10.17 | 10000.00 | 304146.00 | 314146.00 | 9.52 |
| 7 | GUJARAT | 17160.00 | 570388.00 | 587548.00 | 3.66 | 114908.00 | 541585.00 | 656493.00 | 3.98 | 714552.00 | 660146.00 | 1374698.00 | 8.78 |
| 8 | HARYANA | 777648.00 | 6590490.00 | 7368138.00 | 83.81 | 1106908.00 | 10221182.00 | 11328090.00 | 82.97 | 1414213.00 | 13475670.00 | 14889883.00 | 83.08 |
| 9 | HIMACHAL PRADESH | 51222.00 | 3690970.00 | 3742192.00 | 83.84 | 0.00 | 4322365.00 | 4322365.00 | 79.91 | 0.00 | 4727921.00 | 4727921.00 | 83.00 |
| 10 | JAMMU & KASHMIR | 0.00 | 0.00 | 0.00 | 0.00 | 73100.00 | 0.00 | 73100.00 | 1.30 | 400000.00 | 0.00 | 400000.00 | 5.04 |
| 11 | JHARKHAND | 145121.00 | 1906163.00 | 2051284.00 | 69.48 | 34900.00 | 3976430.00 | 4011330.00 | 81.86 | 534150.00 | 3184813.00 | 3718963.00 | 73.37 |
| 12 | KARNATAKA | 759001.00 | 1528838.00 | 2287839.00 | 11.36 | 599434.00 | 2045534.00 | 2644968.00 | 10.14 | 1045244.00 | 2440345.00 | 3485589.00 | 12.31 |
| 13 | KERALA | 95951.00 | 5326925.00 | 5422876.00 | 31.08 | 120000.00 | 7318168.00 | 7438168.00 | 34.17 | 258000.00 | 8882387.00 | 9140387.00 | 34.58 |
| 14 | MADHYA PRADESH | 477433.00 | 5635332.00 | 6112765.00 | 82.81 | 1215338.00 | 6804511.00 | 8019849.00 | 63.56 | 1216792.00 | 8347663.00 | 9564455.00 | 63.24 |
| 15 | MAHARASHTRA | 0.00 | 75045.00 | 75045.00 | 0.14 | 200.00 | 87555.00 | 87755.00 | 0.14 | 67.00 | 95070.00 | 95137.00 | 0.12 |
| 16 | MANIPUR | 0.00 | 848898.00 | 848898.00 | 84.04 | 0.00 | 1060442.00 | 1060442.00 | 88.78 | 0.00 | 1272259.00 | 1272259.00 | 85.18 |
| 17 | MEGHALAYA | 31619.00 | 139210.00 | 170829.00 | 20.17 | 46158.00 | 146580.00 | 192738.00 | 15.82 | 68367.00 | 218746.00 | 287113.00 | 18.95 |
| 18 | MIZORAM | 152621.00 | 351143.00 | 503764.00 | 70.55 | 187200.00 | 456550.00 | 643750.00 | 72.57 | 218600.00 | 574530.00 | 793130.00 | 72.75 |
| 19 | NAGALAND | 24100.00 | 569354.00 | 593454.00 | 67.33 | 25900.00 | 483107.00 | 509007.00 | 63.92 | 23350.00 | 522612.00 | 545962.00 | 62.28 |
| 20 | ORISSA | 179476.00 | 5463759.00 | 5643235.00 | 81.28 | 239033.00 | 8925324.00 | 9164357.00 | 75.98 | 275323.00 | 10709140.00 | 10984463.00 | 76.48 |
| 21 | PUNJAB | 403981.00 | 15407059.00 | 15811040.00 | 90.12 | 597000.00 | 18090198.00 | 18687198.00 | 93.45 | 253250.00 | 20694524.00 | 20947774.00 | 93.29 |
| 22 | RAJASTHAN | 233656.00 | 15393833.00 | 15627489.00 | 89.23 | 566177.00 | 21022151.00 | 21588328.00 | 89.86 | 756317.00 | 26563357.00 | 27319674.00 | 90.60 |
| 23 | SIKKIM | 9756.00 | 0.00 | 9756.00 | 0.98 | 93068.00 | 0.00 | 93068.00 | 7.33 | 12100.00 | 0.00 | 12100.00 | 1.05 |
| 24 | TAMIL NADU | 1554118.00 | 15324825.00 | 16878943.00 | 62.44 | 694479.00 | 21610025.00 | 22304504.00 | 62.07 | 1668366.00 | 24636827.00 | 26305193.00 | 62.13 |
| 25 | TRIPURA | 18293.00 | 0.00 | 18293.00 | 0.77 | 33833.00 | 0.00 | 33833.00 | 1.22 | 47499.00 | 0.00 | 47499.00 | 1.26 |
| 26 | UTTARAKHAND | 1154846.00 | 3697114.00 | 4851960.00 | 76.25 | 402081.00 | 1280025.00 | 1682106.00 | 84.50 | 900969.00 | 9591470.00 | 10492439.00 | 77.99 |
| 27 | UTTAR PRADESH | 20078.00 | 2416599.00 | 2436677.00 | 8.64 | 198467.00 | 2744015.00 | 2942482.00 | 8.08 | 157279.00 | 3429344.00 | 3586623.00 | 7.64 |
| 28 | WEST BENGAL | 3488.00 | 378706.00 | 382194.00 | 1.27 | 10000.00 | 420134.00 | 430134.00 | 1.25 | 0.00 | 601405.00 | 601405.00 | 1.20 |
| | TOTAL STATES | 8188314.00 | 94757163.00 | 102945477.00 | 32.45 | 9826734.00 | 123839133.00 | 133665867.00 | 33.99 | 18507019.00 | 155555825.00 | 174062844.00 | 34.75 |
| 29 | A. & N. ISLANDS | 88773.00 | 312389.00 | 401162.00 | 87.23 | 139768.00 | 429365.00 | 569133.00 | 85.61 | 184900.00 | 566312.00 | 751212.00 | 87.15 |
| 30 | CHANDIGARH | 42852.00 | 325471.00 | 368323.00 | 86.92 | 57543.00 | 359768.00 | 417311.00 | 85.59 | 45900.00 | 555165.00 | 601065.00 | 91.39 |
| 31 | DADRA & NAGAR HAVELI | ... | ... | ... | ... | ... | ... | ... | ... | ... | ... | ... | ... |
| 32 | DAMAN & DIU | ... | ... | ... | ... | ... | ... | ... | ... | ... | ... | ... | ... |
| 33 | DELHI | 0.00 | 3680094.00 | 3680094.00 | 32.62 | 0.00 | 8020450.00 | 8020450.00 | 44.26 | 0.00 | 10482250.00 | 10482250.00 | 44.98 |
| 34 | LAKSHADWEEP | 19582.00 | 117436.00 | 137018.00 | 49.89 | 46110.00 | 181027.00 | 227137.00 | 48.14 | 61958.00 | 220450.00 | 282408.00 | 51.99 |
| 35 | PUDUCHERRY | 208255.00 | 361255.00 | 569510.00 | 75.70 | 327502.00 | 566087.00 | 893589.00 | 73.85 | 376999.00 | 536097.00 | 913096.00 | 77.07 |
| | TOTAL U.T. | 359462.00 | 4796645.00 | 5156107.00 | 38.66 | 570923.00 | 9556697.00 | 10127620.00 | 47.92 | 669757.00 | 12360274.00 | 13030031.00 | 48.57 |
| | TOTAL (STATE & UTS) | 8547776.00 | 99553808.00 | 108101584.00 | 32.70 | 10397657.00 | 133395830.00 | 143793487.00 | 34.70 | 19176776.00 | 167916099.00 | 187092875.00 | 35.46 |

STATEMENT NO. (10): PLAN & NON-PLAN BUDGETED EXPENDITURE ON SECONDARY EDUCATION (Sub-head wise)

ACCOUNT: REVENUE ACCOUNT
PROGRAM: ASSISTANCE TO NON-GOVT. SECONDARY SCHOOLS

(RUPEES IN THOUSANDS)

| SL. NO. | STATE/UNION TERRITORY | 2007-08(ACTUALS) | | | | 2008-09(R.E.) | | | | 2009-10(B.E.) | | | |
|---------------------|-----------------------|------------------|--------------|--------------|----------------------------------|---------------|--------------|--------------|----------------------------------|---------------|--------------|--------------|----------------------------------|
| | | PLAN | NON-PLAN | TOTAL | % AGE TO TOTAL EXP. ON SEC. EDN. | PLAN | NON-PLAN | TOTAL | % AGE TO TOTAL EXP. ON SEC. EDN. | PLAN | NON-PLAN | TOTAL | % AGE TO TOTAL EXP. ON SEC. EDN. |
| 1 | ANDHRA PRADESH | 1930.00 | 2537801.00 | 2539731.00 | 14.07 | 2123.00 | 2970769.00 | 2972892.00 | 13.09 | 40623.00 | 3195944.00 | 3236567.00 | 10.46 |
| 2 | ARUNACHAL PRADESH | 114249.00 | 0.00 | 114249.00 | 17.50 | 0.00 | 60015.00 | 60015.00 | 9.21 | 60000.00 | 0.00 | 60000.00 | 8.44 |
| 3 | ASSAM | 7172.00 | 6667604.00 | 6674776.00 | 83.81 | 128000.00 | 8332363.00 | 8460363.00 | 83.58 | 14150.00 | 9106519.00 | 9120669.00 | 82.51 |
| 4 | BIHAR | 0.00 | 227859.00 | 227859.00 | 2.65 | 0.00 | 252000.00 | 252000.00 | 2.61 | 0.00 | 354952.00 | 354952.00 | 2.46 |
| 5 | CHHATTISGARH | 82981.00 | 187784.00 | 270765.00 | 8.27 | 109685.00 | 290000.00 | 399685.00 | 7.43 | 117600.00 | 400000.00 | 517600.00 | 5.84 |
| 6 | GOA | 2626.00 | 1464607.00 | 1467233.00 | 74.39 | 4052.00 | 1891954.00 | 1896006.00 | 71.37 | 4050.00 | 2474201.00 | 2478251.00 | 75.12 |
| 7 | GUJARAT | 309520.00 | 14166625.00 | 14476145.00 | 90.12 | 583486.00 | 13859600.00 | 14443086.00 | 87.63 | 791977.00 | 12188036.00 | 12980013.00 | 82.92 |
| 8 | HARYANA | 0.00 | 405129.00 | 405129.00 | 4.61 | 0.00 | 547000.00 | 547000.00 | 4.01 | 0.00 | 830000.00 | 830000.00 | 4.63 |
| 9 | HIMACHAL PRADESH | 0.00 | 73321.00 | 73321.00 | 1.64 | 0.00 | 55000.00 | 55000.00 | 1.02 | 0.00 | 55000.00 | 55000.00 | 0.97 |
| 10 | JAMMU & KASHMIR | 0.00 | 7200.00 | 7200.00 | 0.15 | 0.00 | 7000.00 | 7000.00 | 0.12 | 0.00 | 7500.00 | 7500.00 | 0.09 |
| 11 | JHARKHAND | 0.00 | 507420.00 | 507420.00 | 17.19 | 0.00 | 520000.00 | 520000.00 | 10.61 | 0.00 | 499535.00 | 499535.00 | 9.85 |
| 12 | KARNATAKA | 99125.00 | 1672214.00 | 1771339.00 | 8.80 | 150000.00 | 2230771.00 | 2380771.00 | 9.12 | 202400.00 | 2320002.00 | 2522402.00 | 8.91 |
| 13 | KERALA | 0.00 | 10255745.00 | 10255745.00 | 58.77 | 0.00 | 11897005.00 | 11897005.00 | 54.66 | 0.00 | 13650760.00 | 13650760.00 | 51.64 |
| 14 | MADHYA PRADESH | 0.00 | 125315.00 | 125315.00 | 1.70 | 0.00 | 164876.00 | 164876.00 | 1.31 | 0.00 | 183195.00 | 183195.00 | 1.21 |
| 15 | MAHARASHTRA | 1672968.00 | 49092475.00 | 50765443.00 | 93.80 | 1921355.00 | 56198258.00 | 58119613.00 | 92.88 | 640451.00 | 73774124.00 | 74414575.00 | 93.51 |
| 16 | MANIPUR | 34400.00 | 59669.00 | 94069.00 | 9.31 | 11900.00 | 45385.00 | 57285.00 | 4.80 | 5600.00 | 47546.00 | 53146.00 | 3.56 |
| 17 | MEGHALAYA | 144756.00 | 488497.00 | 633253.00 | 74.76 | 214971.00 | 587128.00 | 802099.00 | 65.83 | 198343.00 | 849290.00 | 1047633.00 | 69.14 |
| 18 | MIZORAM | 91687.00 | 1687.00 | 93374.00 | 13.08 | 99900.00 | 5940.00 | 105840.00 | 11.93 | 165500.00 | 0.00 | 165500.00 | 15.18 |
| 19 | NAGALAND | 40000.00 | 0.00 | 40000.00 | 4.54 | 4000.00 | 0.00 | 4000.00 | 0.50 | 25000.00 | 0.00 | 25000.00 | 2.85 |
| 20 | ORISSA | 572641.00 | 96031.00 | 668672.00 | 9.63 | 265457.00 | 1368756.00 | 1634213.00 | 13.55 | 679900.00 | 2049243.00 | 2729143.00 | 19.00 |
| 21 | PUNJAB | 0.00 | 1452234.00 | 1452234.00 | 8.28 | 0.00 | 996246.00 | 996246.00 | 4.98 | 0.00 | 996246.00 | 996246.00 | 4.44 |
| 22 | RAJASTHAN | 305.00 | 460063.00 | 460368.00 | 2.63 | 1.00 | 457815.00 | 457816.00 | 1.91 | 1.00 | 457100.00 | 457101.00 | 1.52 |
| 23 | SIKKIM | 7575.00 | 0.00 | 7575.00 | 0.76 | 11885.00 | 0.00 | 11885.00 | 0.94 | 7000.00 | 0.00 | 7000.00 | 0.61 |
| 24 | TAMIL NADU | 0.00 | 8749472.00 | 8749472.00 | 32.37 | 0.00 | 11996523.00 | 11996523.00 | 33.38 | 0.00 | 13836626.00 | 13836626.00 | 32.68 |
| 25 | TRIPURA | 0.00 | 0.00 | 0.00 | 0.00 | 0.00 | 0.00 | 0.00 | 0.00 | 2100.00 | 0.00 | 2100.00 | 0.06 |
| 26 | UTTARAKHAND | 141558.00 | 991678.00 | 1133236.00 | 17.81 | 42280.00 | 19229.00 | 61509.00 | 3.09 | 125491.00 | 2245000.00 | 2370491.00 | 17.62 |
| 27 | UTTAR PRADESH | 665126.00 | 23251078.00 | 23916204.00 | 84.82 | 678764.00 | 25259536.00 | 25938300.00 | 71.25 | 484763.00 | 31156252.00 | 31641015.00 | 67.36 |
| 28 | WEST BENGAL | 79170.00 | 28798515.00 | 28877685.00 | 96.13 | 226300.00 | 32538762.00 | 32765062.00 | 95.19 | 57548.00 | 48167873.00 | 48225421.00 | 96.10 |
| TOTAL STATES | | 4067789.00 | 151740023.00 | 155807812.00 | 49.11 | 4454159.00 | 172551931.00 | 177006090.00 | 45.01 | 3622497.00 | 218844944.00 | 222467441.00 | 44.42 |
| 29 | A. & N. ISLANDS | 15756.00 | 21331.00 | 37087.00 | 8.06 | 28436.00 | 40670.00 | 69106.00 | 10.40 | 29300.00 | 55111.00 | 84411.00 | 9.79 |
| 30 | CHANDIGARH | 0.00 | 25870.00 | 25870.00 | 6.10 | 0.00 | 41500.00 | 41500.00 | 8.51 | 0.00 | 27000.00 | 27000.00 | 4.11 |
| 31 | DADRA & NAGAR HAVELI | 0.00 | 0.00 | 0.00 | 0.00 | 0.00 | 0.00 | 0.00 | 0.00 | 22700.00 | 0.00 | 22700.00 | 14.90 |
| 32 | DAMAN & DIU | 0.00 | 27540.00 | 27540.00 | 34.17 | 0.00 | 27700.00 | 27700.00 | 29.10 | 0.00 | 37700.00 | 37700.00 | 29.83 |
| 33 | DELHI | 0.00 | 1265053.00 | 1265053.00 | 11.21 | 0.00 | 0.00 | 0.00 | 0.00 | 0.00 | 0.00 | 0.00 | 0.00 |
| 34 | LAKSHADWEEP | 0.00 | 0.00 | 0.00 | 0.00 | 0.00 | 0.00 | 0.00 | 0.00 | 0.00 | 0.00 | 0.00 | 0.00 |
| 35 | PUDUCHERRY | 0.00 | 126957.00 | 126957.00 | 16.88 | 0.00 | 219315.00 | 219315.00 | 18.13 | 0.00 | 209829.00 | 209829.00 | 17.71 |
| TOTAL U.T. | | 15756.00 | 1466751.00 | 1482507.00 | 11.12 | 28436.00 | 329185.00 | 357621.00 | 1.69 | 52000.00 | 329640.00 | 381640.00 | 1.42 |
| TOTAL (STATE & UTs) | | 4083545.00 | 153206774.00 | 157290319.00 | 47.58 | 4482595.00 | 172881116.00 | 177363711.00 | 42.80 | 3674497.00 | 219174584.00 | 222849081.00 | 42.23 |

STATEMENT NO. (10): PLAN & NON-PLAN BUDGETED EXPENDITURE ON SECONDARY EDUCATION (Sub-head wise)

ACCOUNT: REVENUE ACCOUNT
PROGRAM: ASSISTANCE TO LOCAL BODIES FOR SECONDARY EDUCATION

(RUPEES IN THOUSANDS)

| SL. NO. | STATE/UNION TERRITORY | 2007-08(ACTUALS) | | | | 2008-09(R.E.) | | | | 2009-10(B.E.) | | | |
|---------------------|-----------------------|------------------|-------------|-------------|----------------------------------|---------------|-------------|-------------|----------------------------------|---------------|-------------|-------------|----------------------------------|
| | | PLAN | NON-PLAN | TOTAL | % AGE TO TOTAL EXP. ON SEC. EDN. | PLAN | NON-PLAN | TOTAL | % AGE TO TOTAL EXP. ON SEC. EDN. | PLAN | NON-PLAN | TOTAL | % AGE TO TOTAL EXP. ON SEC. EDN. |
| 1 | ANDHRA PRADESH | 0.00 | 11959977.00 | 11959977.00 | 66.27 | 0.00 | 14719969.00 | 14719969.00 | 64.80 | 0.00 | 16551368.00 | 16551368.00 | 53.48 |
| 2 | ARUNACHAL PRADESH | ... | ... | ... | ... | ... | ... | ... | ... | ... | ... | ... | ... |
| 3 | ASSAM | ... | ... | ... | ... | ... | ... | ... | ... | ... | ... | ... | ... |
| 4 | BIHAR | 0.00 | 686937.00 | 686937.00 | 8.00 | 0.00 | 940884.00 | 940884.00 | 9.76 | 0.00 | 2372100.00 | 2372100.00 | 16.44 |
| 5 | CHHATTISGARH | 122999.00 | 151199.00 | 274198.00 | 8.37 | 564515.00 | 220000.00 | 784515.00 | 14.58 | 466500.00 | 235000.00 | 701500.00 | 7.92 |
| 6 | GOA | ... | ... | ... | ... | ... | ... | ... | ... | ... | ... | ... | ... |
| 7 | GUJARAT | 0.00 | 669584.00 | 669584.00 | 4.17 | 0.00 | 629000.00 | 629000.00 | 3.82 | 0.00 | 684456.00 | 684456.00 | 4.37 |
| 8 | HARYANA | ... | ... | ... | ... | ... | ... | ... | ... | ... | ... | ... | ... |
| 9 | HIMACHAL PRADESH | ... | ... | ... | ... | ... | ... | ... | ... | ... | ... | ... | ... |
| 10 | JAMMU & KASHMIR | ... | ... | ... | ... | ... | ... | ... | ... | ... | ... | ... | ... |
| 11 | JHARKHAND | ... | ... | ... | ... | ... | ... | ... | ... | ... | ... | ... | ... |
| 12 | KARNATAKA | 924581.00 | 13276426.00 | 14201007.00 | 70.54 | 1744054.00 | 17090004.00 | 18834058.00 | 72.18 | 2371251.00 | 16824009.00 | 19195260.00 | 67.78 |
| 13 | KERALA | 0.00 | 24888.00 | 24888.00 | 0.14 | 0.00 | 23600.00 | 23600.00 | 0.11 | 0.00 | 28450.00 | 28450.00 | 0.11 |
| 14 | MADHYA PRADESH | 0.00 | 857137.00 | 857137.00 | 11.61 | 267572.00 | 3560505.00 | 3828077.00 | 30.34 | 180559.00 | 3974433.00 | 4154992.00 | 27.47 |
| 15 | MAHARASHTRA | 32349.00 | 2750128.00 | 2782477.00 | 5.14 | 2937.00 | 3381576.00 | 3384513.00 | 5.41 | 979.00 | 4255344.00 | 4256323.00 | 5.35 |
| 16 | MANIPUR | 12695.00 | 170.00 | 12865.00 | 1.27 | 19500.00 | 270.00 | 19770.00 | 1.66 | 20000.00 | 270.00 | 20270.00 | 1.36 |
| 17 | MEGHALAYA | ... | ... | ... | ... | ... | ... | ... | ... | ... | ... | ... | ... |
| 18 | MIZORAM | ... | ... | ... | ... | ... | ... | ... | ... | ... | ... | ... | ... |
| 19 | NAGALAND | ... | ... | ... | ... | ... | ... | ... | ... | ... | ... | ... | ... |
| 20 | ORISSA | ... | ... | ... | ... | ... | ... | ... | ... | ... | ... | ... | ... |
| 21 | PUNJAB | ... | ... | ... | ... | ... | ... | ... | ... | ... | ... | ... | ... |
| 22 | RAJASTHAN | ... | ... | ... | ... | ... | ... | ... | ... | ... | ... | ... | ... |
| 23 | SIKKIM | ... | ... | ... | ... | ... | ... | ... | ... | ... | ... | ... | ... |
| 24 | TAMIL NADU | 0.00 | 0.00 | 0.00 | 0.00 | 1.00 | 0.00 | 1.00 | 0.00 | 1.00 | 0.00 | 1.00 | 0.00 |
| 25 | TRIPURA | 0.00 | 9000.00 | 9000.00 | 0.38 | 0.00 | 15300.00 | 15300.00 | 0.55 | 200.00 | 20000.00 | 20200.00 | 0.54 |
| 26 | UTTARAKHAND | ... | ... | ... | ... | ... | ... | ... | ... | ... | ... | ... | ... |
| 27 | UTTAR PRADESH | ... | ... | ... | ... | ... | ... | ... | ... | ... | ... | ... | ... |
| 28 | WEST BENGAL | ... | ... | ... | ... | ... | ... | ... | ... | ... | ... | ... | ... |
| TOTAL STATES | | 1092624.00 | 30385446.00 | 31478070.00 | 9.92 | 2598579.00 | 40581108.00 | 43179687.00 | 10.98 | 3039490.00 | 44945430.00 | 47984920.00 | 9.58 |
| 29 | A. & N. ISLANDS | 1482.00 | 0.00 | 1482.00 | 0.32 | 6530.00 | 0.00 | 6530.00 | 0.98 | 6550.00 | 0.00 | 6550.00 | 0.76 |
| 30 | CHANDIGARH | ... | ... | ... | ... | ... | ... | ... | ... | ... | ... | ... | ... |
| 31 | DADRA & NAGAR HAVELI | ... | ... | ... | ... | ... | ... | ... | ... | ... | ... | ... | ... |
| 32 | DAMAN & DIU | ... | ... | ... | ... | ... | ... | ... | ... | ... | ... | ... | ... |
| 33 | DELHI | 1200.00 | 192202.00 | 193402.00 | 1.71 | 0.00 | 198512.00 | 198512.00 | 1.10 | 0.00 | 476238.00 | 476238.00 | 2.04 |
| 34 | LAKSHADWEEP | 7500.00 | 130000.00 | 137500.00 | 50.06 | 14450.00 | 230000.00 | 244450.00 | 51.81 | 1.00 | 260000.00 | 260001.00 | 47.87 |
| 35 | PUDUCHERRY | ... | ... | ... | ... | ... | ... | ... | ... | ... | ... | ... | ... |
| TOTAL U.T. | | 10182.00 | 322202.00 | 332384.00 | 2.49 | 20980.00 | 428512.00 | 449492.00 | 2.13 | 6551.00 | 736238.00 | 742789.00 | 2.77 |
| TOTAL (STATE & UTs) | | 1102806.00 | 30707648.00 | 31810454.00 | 9.62 | 2619559.00 | 41009620.00 | 43629179.00 | 10.53 | 3046041.00 | 45681668.00 | 48727709.00 | 9.23 |

STATEMENT NO. (10): PLAN & NON-PLAN BUDGETED EXPENDITURE ON SECONDARY EDUCATION (Sub-head wise)

ACCOUNT: REVENUE ACCOUNT
PROGRAM: SCHOLARSHIPS

(RUPEES IN THOUSANDS)

| SL. NO. | STATE/UNION TERRITORY | 2007-08(ACTUALS) | | | | 2008-09(R.E.) | | | | 2009-10(B.E.) | | | |
|---------------------|-----------------------|------------------|-----------|-----------|----------------------------------|---------------|-----------|-----------|----------------------------------|---------------|-----------|------------|----------------------------------|
| | | PLAN | NON-PLAN | TOTAL | % AGE TO TOTAL EXP. ON SEC. EDN. | PLAN | NON-PLAN | TOTAL | % AGE TO TOTAL EXP. ON SEC. EDN. | PLAN | NON-PLAN | TOTAL | % AGE TO TOTAL EXP. ON SEC. EDN. |
| 1 | ANDHRA PRADESH | 0.00 | 13633.00 | 13633.00 | 0.08 | 0.00 | 15383.00 | 15383.00 | 0.07 | 0.00 | 15383.00 | 15383.00 | 0.05 |
| 2 | ARUNACHAL PRADESH | 39374.00 | 0.00 | 39374.00 | 6.03 | 30000.00 | 0.00 | 30000.00 | 4.61 | 60500.00 | 0.00 | 60500.00 | 8.51 |
| 3 | ASSAM | 0.00 | 24674.00 | 24674.00 | 0.31 | 1275.00 | 7600.00 | 8875.00 | 0.09 | 2300.00 | 8600.00 | 10900.00 | 0.10 |
| 4 | BIHAR | 0.00 | 15226.00 | 15226.00 | 0.18 | 0.00 | 22000.00 | 22000.00 | 0.23 | 0.00 | 22000.00 | 22000.00 | 0.15 |
| 5 | CHHATTISGARH | 84.00 | 627.00 | 711.00 | 0.02 | 14971.00 | 1000.00 | 15971.00 | 0.30 | 13000.00 | 1000.00 | 14000.00 | 0.16 |
| 6 | GOA | 0.00 | 3430.00 | 3430.00 | 0.17 | 0.00 | 2750.00 | 2750.00 | 0.10 | 0.00 | 2750.00 | 2750.00 | 0.08 |
| 7 | GUJARAT | 399.00 | 0.00 | 399.00 | 0.00 | 600.00 | 0.00 | 600.00 | 0.00 | 1800.00 | 0.00 | 1800.00 | 0.01 |
| 8 | HARYANA | 244223.00 | 550.00 | 244773.00 | 2.78 | 58970.00 | 550.00 | 59520.00 | 0.44 | 433330.00 | 550.00 | 433880.00 | 2.42 |
| 9 | HIMACHAL PRADESH | ... | ... | ... | ... | ... | ... | ... | ... | ... | ... | ... | ... |
| 10 | JAMMU & KASHMIR | 0.00 | 20129.00 | 20129.00 | 0.41 | 0.00 | 20837.00 | 20837.00 | 0.37 | 0.00 | 22237.00 | 22237.00 | 0.28 |
| 11 | JHARKHAND | 150.00 | 0.00 | 150.00 | 0.01 | 150.00 | 0.00 | 150.00 | 0.00 | 150.00 | 0.00 | 150.00 | 0.00 |
| 12 | KARNATAKA | 23000.00 | 27090.00 | 50090.00 | 0.25 | 13000.00 | 28174.00 | 41174.00 | 0.16 | 15000.00 | 28174.00 | 43174.00 | 0.15 |
| 13 | KERALA | 48647.00 | 7135.00 | 55782.00 | 0.32 | 20001.00 | 9000.00 | 29001.00 | 0.13 | 665338.00 | 9000.00 | 674338.00 | 2.55 |
| 14 | MADHYA PRADESH | ... | ... | ... | ... | ... | ... | ... | ... | ... | ... | ... | ... |
| 15 | MAHARASHTRA | 0.00 | 28720.00 | 28720.00 | 0.05 | 0.00 | 38373.00 | 38373.00 | 0.06 | 0.00 | 40418.00 | 40418.00 | 0.05 |
| 16 | MANIPUR | 0.00 | 2473.00 | 2473.00 | 0.24 | 0.00 | 3624.00 | 3624.00 | 0.30 | 0.00 | 9024.00 | 9024.00 | 0.60 |
| 17 | MEGHALAYA | 0.00 | 0.00 | 0.00 | 0.00 | 0.00 | 2951.00 | 2951.00 | 0.24 | 5100.00 | 3096.00 | 8196.00 | 0.54 |
| 18 | MIZORAM | 9000.00 | 8000.00 | 17000.00 | 2.38 | 12367.00 | 8150.00 | 20517.00 | 2.31 | 16000.00 | 8250.00 | 24250.00 | 2.22 |
| 19 | NAGALAND | 0.00 | 4043.00 | 4043.00 | 0.46 | 300.00 | 4035.00 | 4335.00 | 0.54 | 0.00 | 4035.00 | 4035.00 | 0.46 |
| 20 | ORISSA | 0.00 | 3860.00 | 3860.00 | 0.06 | 2.00 | 3860.00 | 3862.00 | 0.03 | 11700.00 | 3860.00 | 3860.00 | 0.03 |
| 21 | PUNJAB | 0.00 | 218.00 | 218.00 | 0.00 | 0.00 | 5765.00 | 5765.00 | 0.03 | 0.00 | 8265.00 | 8265.00 | 0.04 |
| 22 | RAJASTHAN | 12596.00 | 144195.00 | 156791.00 | 0.90 | 12700.00 | 147400.00 | 160100.00 | 0.67 | 14700.00 | 146500.00 | 161200.00 | 0.53 |
| 23 | SIKKIM | 199.00 | 0.00 | 199.00 | 0.02 | 2750.00 | 0.00 | 2750.00 | 0.22 | 1200.00 | 0.00 | 1200.00 | 0.10 |
| 24 | TAMIL NADU | 15883.00 | 13568.00 | 29451.00 | 0.11 | 56846.00 | 17634.00 | 74480.00 | 0.21 | 62685.00 | 17634.00 | 80319.00 | 0.19 |
| 25 | TRIPURA | 11595.00 | 0.00 | 11595.00 | 0.49 | 17729.00 | 0.00 | 17729.00 | 0.64 | 18500.00 | 0.00 | 18500.00 | 0.49 |
| 26 | UTTARAKHAND | 277.00 | 2191.00 | 2468.00 | 0.04 | 243.00 | 2356.00 | 2599.00 | 0.13 | 610.00 | 2854.00 | 3464.00 | 0.03 |
| 27 | UTTAR PRADESH | 2368.00 | 10147.00 | 12515.00 | 0.04 | 18141.00 | 14000.00 | 32141.00 | 0.09 | 0.00 | 14000.00 | 14000.00 | 0.03 |
| 28 | WEST BENGAL | 0.00 | 176.00 | 176.00 | 0.00 | 20000.00 | 2183.00 | 22183.00 | 0.06 | 20000.00 | 2218.00 | 22218.00 | 0.04 |
| TOTAL STATES | | 407795.00 | 330085.00 | 737880.00 | 0.23 | 280045.00 | 357625.00 | 637670.00 | 0.16 | 1341913.00 | 369848.00 | 1711761.00 | 0.34 |
| 29 | A. & N. ISLANDS | 751.00 | 549.00 | 1300.00 | 0.28 | 400.00 | 1000.00 | 1400.00 | 0.21 | 400.00 | 1000.00 | 1400.00 | 0.16 |
| 30 | CHANDIGARH | 0.00 | 9.00 | 9.00 | 0.00 | 0.00 | 231.00 | 231.00 | 0.05 | 0.00 | 231.00 | 231.00 | 0.04 |
| 31 | DADRA & NAGAR HAVELI | 359.00 | 0.00 | 359.00 | 0.57 | 0.00 | 0.00 | 0.00 | 0.00 | 0.00 | 0.00 | 0.00 | 0.00 |
| 32 | DAMAN & DIU | ... | ... | ... | ... | ... | ... | ... | ... | ... | ... | ... | ... |
| 33 | DELHI | ... | ... | ... | ... | ... | ... | ... | ... | ... | ... | ... | ... |
| 34 | LAKSHADWEEP | ... | ... | ... | ... | ... | ... | ... | ... | ... | ... | ... | ... |
| 35 | PUDUCHERRY | 9883.00 | 1786.00 | 11669.00 | 1.55 | 9949.00 | 2004.00 | 11953.00 | 0.99 | 10877.00 | 2000.00 | 12877.00 | 1.09 |
| TOTAL U.T. | | 10993.00 | 2344.00 | 13337.00 | 0.10 | 10349.00 | 3235.00 | 13584.00 | 0.06 | 11277.00 | 3231.00 | 14508.00 | 0.05 |
| TOTAL (STATE & UTS) | | 418788.00 | 332429.00 | 751217.00 | 0.23 | 290394.00 | 360860.00 | 651254.00 | 0.16 | 1353190.00 | 373079.00 | 1726269.00 | 0.33 |

STATEMENT NO. (10): PLAN & NON-PLAN BUDGETED EXPENDITURE ON SECONDARY EDUCATION (Sub-head wise)

ACCOUNT: REVENUE ACCOUNT
PROGRAM: TEACHER'S TRAINING

(RUPEES IN THOUSANDS)

| SL. NO. | STATE/UNION TERRITORY | 2007-08(ACTUALS) | | | | 2008-09(R.E.) | | | | 2009-10(B.E.) | | | |
|---------------------|-----------------------|------------------|------------|------------|----------------------------------|---------------|------------|------------|----------------------------------|---------------|------------|------------|----------------------------------|
| | | PLAN | NON-PLAN | TOTAL | % AGE TO TOTAL EXP. ON SEC. EDN. | PLAN | NON-PLAN | TOTAL | % AGE TO TOTAL EXP. ON SEC. EDN. | PLAN | NON-PLAN | TOTAL | % AGE TO TOTAL EXP. ON SEC. EDN. |
| 1 | ANDHRA PRADESH | 403.00 | 134401.00 | 134804.00 | 0.75 | 8106.00 | 160824.00 | 168930.00 | 0.74 | 19280.00 | 172224.00 | 191504.00 | 0.62 |
| 2 | ARUNACHAL PRADESH | 14712.00 | 0.00 | 14712.00 | 2.25 | 33267.00 | 0.00 | 33267.00 | 5.11 | 25689.00 | 0.00 | 25689.00 | 3.61 |
| 3 | ASSAM | 45.00 | 3849.00 | 3894.00 | 0.05 | 1000.00 | 1118.00 | 2118.00 | 0.02 | 500.00 | 1266.00 | 1766.00 | 0.02 |
| 4 | BIHAR | ... | ... | ... | ... | ... | ... | ... | ... | ... | ... | ... | ... |
| 5 | CHHATTISGARH | 20159.00 | 20553.00 | 40712.00 | 1.24 | 39320.00 | 26810.00 | 66130.00 | 1.23 | 34390.00 | 34080.00 | 68470.00 | 0.77 |
| 6 | GOA | ... | ... | ... | ... | ... | ... | ... | ... | ... | ... | ... | ... |
| 7 | GUJARAT | 0.00 | 8328.00 | 8328.00 | 0.05 | 0.00 | 6670.00 | 6670.00 | 0.04 | 0.00 | 6441.00 | 6441.00 | 0.04 |
| 8 | HARYANA | 118348.00 | 34158.00 | 152506.00 | 1.73 | 218529.00 | 61801.00 | 280330.00 | 2.05 | 302823.00 | 85508.00 | 388331.00 | 2.17 |
| 9 | HIMACHAL PRADESH | ... | ... | ... | ... | ... | ... | ... | ... | ... | ... | ... | ... |
| 10 | JAMMU & KASHMIR | ... | ... | ... | ... | ... | ... | ... | ... | ... | ... | ... | ... |
| 11 | JHARKHAND | ... | ... | ... | ... | ... | ... | ... | ... | ... | ... | ... | ... |
| 12 | KARNATAKA | 3846.00 | 1660.00 | 5506.00 | 0.03 | 1000.00 | 1726.00 | 2726.00 | 0.01 | 1000.00 | 1795.00 | 2795.00 | 0.01 |
| 13 | KERALA | ... | ... | ... | ... | ... | ... | ... | ... | ... | ... | ... | ... |
| 14 | MADHYA PRADESH | 78416.00 | 41556.00 | 119972.00 | 1.63 | 199214.00 | 50915.00 | 250129.00 | 1.98 | 199844.00 | 58870.00 | 258714.00 | 1.71 |
| 15 | MAHARASHTRA | 2136.00 | 196982.00 | 199118.00 | 0.37 | 2400.00 | 265466.00 | 267866.00 | 0.43 | 800.00 | 329410.00 | 330210.00 | 0.41 |
| 16 | MANIPUR | 0.00 | 3257.00 | 3257.00 | 0.32 | 50.00 | 3978.00 | 4028.00 | 0.34 | 150.00 | 4716.00 | 4866.00 | 0.33 |
| 17 | MEGHALAYA | 2322.00 | 2825.00 | 5147.00 | 0.61 | 3000.00 | 5430.00 | 8430.00 | 0.69 | 5000.00 | 8042.00 | 13042.00 | 0.86 |
| 18 | MIZORAM | 7319.00 | 5811.00 | 13130.00 | 1.84 | 8150.00 | 7520.00 | 15670.00 | 1.77 | 40000.00 | 43740.00 | 83740.00 | 7.68 |
| 19 | NAGALAND | ... | ... | ... | ... | ... | ... | ... | ... | ... | ... | ... | ... |
| 20 | ORISSA | 0.00 | 107771.00 | 107771.00 | 1.55 | 0.00 | 172183.00 | 172183.00 | 1.43 | 0.00 | 206524.00 | 206524.00 | 1.44 |
| 21 | PUNJAB | 10861.00 | 200.00 | 11061.00 | 0.06 | 0.00 | 6094.00 | 6094.00 | 0.03 | 0.00 | 6304.00 | 6304.00 | 0.03 |
| 22 | RAJASTHAN | ... | ... | ... | ... | ... | ... | ... | ... | ... | ... | ... | ... |
| 23 | SIKKIM | 294630.00 | 593152.00 | 887782.00 | 88.86 | 284391.00 | 698719.00 | 983110.00 | 77.41 | 284800.00 | 709046.00 | 993846.00 | 86.29 |
| 24 | TAMIL NADU | 4625.00 | 49101.00 | 53726.00 | 0.20 | 1.00 | 66771.00 | 66772.00 | 0.19 | 1.00 | 71179.00 | 71180.00 | 0.17 |
| 25 | TRIPURA | 86595.00 | 2074236.00 | 2160831.00 | 90.88 | 116854.00 | 2381651.00 | 2498505.00 | 89.87 | 178701.00 | 3223987.00 | 3402688.00 | 90.57 |
| 26 | UTTARAKHAND | ... | ... | ... | ... | ... | ... | ... | ... | ... | ... | ... | ... |
| 27 | UTTAR PRADESH | 0.00 | 11753.00 | 11753.00 | 0.04 | 0.00 | 138.00 | 138.00 | 0.00 | 0.00 | 138.00 | 138.00 | 0.00 |
| 28 | WEST BENGAL | 0.00 | 38457.00 | 38457.00 | 0.13 | 0.00 | 50826.00 | 50826.00 | 0.15 | 0.00 | 56652.00 | 56652.00 | 0.11 |
| TOTAL STATES | | 644417.00 | 3328050.00 | 3972467.00 | 1.25 | 915282.00 | 3968640.00 | 4883922.00 | 1.24 | 1092978.00 | 5019922.00 | 6112900.00 | 1.22 |
| 29 | A. & N. ISLANDS | ... | ... | ... | ... | ... | ... | ... | ... | ... | ... | ... | ... |
| 30 | CHANDIGARH | 0.00 | 230.00 | 230.00 | 0.05 | 0.00 | 251.00 | 251.00 | 0.05 | 0.00 | 240.00 | 240.00 | 0.04 |
| 31 | DADRA & NAGAR HAVELI | 30.00 | 0.00 | 30.00 | 0.05 | 50.00 | 0.00 | 50.00 | 0.06 | 50.00 | 0.00 | 50.00 | 0.03 |
| 32 | DAMAN & DIU | ... | ... | ... | ... | ... | ... | ... | ... | ... | ... | ... | ... |
| 33 | DELHI | 58282.00 | 0.00 | 58282.00 | 0.52 | 87000.00 | 0.00 | 874000.00 | 4.82 | 92000.00 | 0.00 | 92000.00 | 0.39 |
| 34 | LAKSHADWEEP | ... | ... | ... | ... | ... | ... | ... | ... | ... | ... | ... | ... |
| 35 | PUDUCHERRY | 4790.00 | 0.00 | 4790.00 | 0.64 | 9937.00 | 0.00 | 9937.00 | 0.82 | 1.00 | 0.00 | 1.00 | 0.00 |
| TOTAL U.T. | | 63102.00 | 230.00 | 63332.00 | 0.47 | 96987.00 | 251.00 | 97238.00 | 0.46 | 92051.00 | 240.00 | 92291.00 | 0.34 |
| TOTAL (STATE & UTs) | | 707519.00 | 3328280.00 | 4035799.00 | 1.22 | 1012269.00 | 3968891.00 | 4981160.00 | 1.20 | 1185029.00 | 5020162.00 | 6205191.00 | 1.18 |

STATEMENT NO. (10): PLAN & NON-PLAN BUDGETED EXPENDITURE ON SECONDARY EDUCATION (Sub-head wise)

ACCOUNT: REVENUE ACCOUNT
PROGRAM: TEXTS BOOKS

(RUPEES IN THOUSANDS)

| SL. NO. | STATE/UNION TERRITORY | 2007-08(ACTUALS) | | | | 2008-09(R.E.) | | | | 2009-10(B.E.) | | | |
|---------------------|-----------------------|------------------|------------|------------|----------------------------------|---------------|------------|------------|----------------------------------|---------------|------------|------------|----------------------------------|
| | | PLAN | NON-PLAN | TOTAL | % AGE TO TOTAL EXP. ON SEC. EDN. | PLAN | NON-PLAN | TOTAL | % AGE TO TOTAL EXP. ON SEC. EDN. | PLAN | NON-PLAN | TOTAL | % AGE TO TOTAL EXP. ON SEC. EDN. |
| 1 | ANDHRA PRADESH | 0.00 | 651706.00 | 651706.00 | 3.61 | 0.00 | 866117.00 | 866117.00 | 3.81 | 0.00 | 873916.00 | 873916.00 | 2.82 |
| 2 | ARUNACHAL PRADESH | 24499.00 | 0.00 | 24499.00 | 3.75 | 25000.00 | 0.00 | 25000.00 | 3.84 | 30000.00 | 0.00 | 30000.00 | 4.22 |
| 3 | ASSAM | ... | ... | ... | ... | ... | ... | ... | ... | ... | ... | ... | ... |
| 4 | BIHAR | ... | ... | ... | ... | ... | ... | ... | ... | ... | ... | ... | ... |
| 5 | CHHATTISGARH | 41057.00 | 0.00 | 41057.00 | 1.25 | 73200.00 | 0.00 | 73200.00 | 1.36 | 90400.00 | 0.00 | 90400.00 | 1.02 |
| 6 | GOA | ... | ... | ... | ... | ... | ... | ... | ... | ... | ... | ... | ... |
| 7 | GUJARAT | 19200.00 | 0.00 | 19200.00 | 0.12 | 19200.00 | 0.00 | 19200.00 | 0.12 | 19200.00 | 0.00 | 19200.00 | 0.12 |
| 8 | HARYANA | ... | ... | ... | ... | ... | ... | ... | ... | ... | ... | ... | ... |
| 9 | HIMACHAL PRADESH | ... | ... | ... | ... | ... | ... | ... | ... | ... | ... | ... | ... |
| 10 | JAMMU & KASHMIR | ... | ... | ... | ... | ... | ... | ... | ... | ... | ... | ... | ... |
| 11 | JHARKHAND | ... | ... | ... | ... | ... | ... | ... | ... | ... | ... | ... | ... |
| 12 | KARNATAKA | 0.00 | 0.00 | 0.00 | 0.00 | 0.00 | 92596.00 | 92596.00 | 0.35 | 0.00 | 121290.00 | 121290.00 | 0.43 |
| 13 | KERALA | 0.00 | 392946.00 | 392946.00 | 2.25 | 0.00 | 552849.00 | 552849.00 | 2.54 | 0.00 | 505269.00 | 505269.00 | 1.91 |
| 14 | MADHYA PRADESH | 105234.00 | 0.00 | 105234.00 | 1.43 | 118000.00 | 0.00 | 118000.00 | 0.94 | 400549.00 | 0.00 | 400549.00 | 2.65 |
| 15 | MAHARASHTRA | ... | ... | ... | ... | ... | ... | ... | ... | ... | ... | ... | ... |
| 16 | MANIPUR | ... | ... | ... | ... | ... | ... | ... | ... | ... | ... | ... | ... |
| 17 | MEGHALAYA | 0.00 | 1169.00 | 1169.00 | 0.14 | 0.00 | 1297.00 | 1297.00 | 0.11 | 0.00 | 1574.00 | 1574.00 | 0.10 |
| 18 | MIZORAM | ... | ... | ... | ... | ... | ... | ... | ... | ... | ... | ... | ... |
| 19 | NAGALAND | 0.00 | 22678.00 | 22678.00 | 2.57 | 8000.00 | 23767.00 | 31767.00 | 3.99 | 0.00 | 25650.00 | 25650.00 | 2.93 |
| 20 | ORISSA | ... | ... | ... | ... | ... | ... | ... | ... | ... | ... | ... | ... |
| 21 | PUNJAB | ... | ... | ... | ... | ... | ... | ... | ... | ... | ... | ... | ... |
| 22 | RAJASTHAN | ... | ... | ... | ... | ... | ... | ... | ... | ... | ... | ... | ... |
| 23 | SIKKIM | 11151.00 | 0.00 | 11151.00 | 1.12 | 24000.00 | 0.00 | 24000.00 | 1.89 | 7000.00 | 0.00 | 7000.00 | 0.61 |
| 24 | TAMIL NADU | 182022.00 | 0.00 | 182022.00 | 0.67 | 182026.00 | 0.00 | 182026.00 | 0.51 | 200228.00 | 0.00 | 200228.00 | 0.47 |
| 25 | TRIPURA | ... | ... | ... | ... | ... | ... | ... | ... | ... | ... | ... | ... |
| 26 | UTTARAKHAND | ... | ... | ... | ... | ... | ... | ... | ... | ... | ... | ... | ... |
| 27 | UTTAR PRADESH | ... | ... | ... | ... | ... | ... | ... | ... | ... | ... | ... | ... |
| 28 | WEST BENGAL | 0.00 | 323.00 | 323.00 | 0.00 | 0.00 | 352.00 | 352.00 | 0.00 | 0.00 | 526.00 | 526.00 | 0.00 |
| TOTAL STATES | | 383163.00 | 1068822.00 | 1451985.00 | 0.46 | 449426.00 | 1536978.00 | 1986404.00 | 0.51 | 747377.00 | 1528225.00 | 2275602.00 | 0.45 |
| 29 | A. & N. ISLANDS | 4366.00 | 1941.00 | 6307.00 | 1.37 | 3000.00 | 3574.00 | 6574.00 | 0.99 | 2773.00 | 4782.00 | 7555.00 | 0.88 |
| 30 | CHANDIGARH | ... | ... | ... | ... | ... | ... | ... | ... | ... | ... | ... | ... |
| 31 | DADRA & NAGAR HAVELI | ... | ... | ... | ... | ... | ... | ... | ... | ... | ... | ... | ... |
| 32 | DAMAN & DIU | ... | ... | ... | ... | ... | ... | ... | ... | ... | ... | ... | ... |
| 33 | DELHI | 227637.00 | 0.00 | 227637.00 | 2.02 | 392700.00 | 0.00 | 392700.00 | 2.17 | 370000.00 | 0.00 | 370000.00 | 1.59 |
| 34 | LAKSHADWEEP | ... | ... | ... | ... | ... | ... | ... | ... | ... | ... | ... | ... |
| 35 | PUDUCHERRY | ... | ... | ... | ... | ... | ... | ... | ... | ... | ... | ... | ... |
| TOTAL U.T. | | 232003.00 | 1941.00 | 233944.00 | 1.75 | 395700.00 | 3574.00 | 399274.00 | 1.89 | 372773.00 | 4782.00 | 377555.00 | 1.41 |
| TOTAL (STATE & UTs) | | 615166.00 | 1070763.00 | 1685929.00 | 0.51 | 845126.00 | 1540552.00 | 2385678.00 | 0.58 | 1120150.00 | 1533007.00 | 2653157.00 | 0.50 |

STATEMENT NO. (10): PLAN & NON-PLAN BUDGETED EXPENDITURE ON SECONDARY EDUCATION (Sub-head wise)

ACCOUNT: REVENUE ACCOUNT
PROGRAM: NON FORMAL EDUCATION

(RUPEES IN THOUSANDS)

| SL. NO. | STATE/UNION TERRITORY | 2007-08(ACTUALS) | | | | 2008-09(R.E.) | | | | 2009-10(B.E.) | | | |
|---------------------|-----------------------|------------------|----------|----------|----------------------------------|---------------|----------|-----------|----------------------------------|---------------|----------|----------|----------------------------------|
| | | PLAN | NON-PLAN | TOTAL | % AGE TO TOTAL EXP. ON SEC. EDN. | PLAN | NON-PLAN | TOTAL | % AGE TO TOTAL EXP. ON SEC. EDN. | PLAN | NON-PLAN | TOTAL | % AGE TO TOTAL EXP. ON SEC. EDN. |
| 1 | ANDHRA PRADESH | ... | ... | ... | ... | ... | ... | ... | ... | ... | ... | ... | ... |
| 2 | ARUNACHAL PRADESH | ... | ... | ... | ... | ... | ... | ... | ... | ... | ... | ... | ... |
| 3 | ASSAM | ... | ... | ... | ... | ... | ... | ... | ... | ... | ... | ... | ... |
| 4 | BIHAR | ... | ... | ... | ... | ... | ... | ... | ... | ... | ... | ... | ... |
| 5 | CHHATTISGARH | ... | ... | ... | ... | ... | ... | ... | ... | ... | ... | ... | ... |
| 6 | GOA | ... | ... | ... | ... | ... | ... | ... | ... | ... | ... | ... | ... |
| 7 | GUJARAT | ... | ... | ... | ... | ... | ... | ... | ... | ... | ... | ... | ... |
| 8 | HARYANA | ... | ... | ... | ... | ... | ... | ... | ... | ... | ... | ... | ... |
| 9 | HIMACHAL PRADESH | ... | ... | ... | ... | ... | ... | ... | ... | ... | ... | ... | ... |
| 10 | JAMMU & KASHMIR | ... | ... | ... | ... | ... | ... | ... | ... | ... | ... | ... | ... |
| 11 | JHARKHAND | ... | ... | ... | ... | ... | ... | ... | ... | ... | ... | ... | ... |
| 12 | KARNATAKA | ... | ... | ... | ... | ... | ... | ... | ... | ... | ... | ... | ... |
| 13 | KERALA | ... | ... | ... | ... | ... | ... | ... | ... | ... | ... | ... | ... |
| 14 | MADHYA PRADESH | 25081.00 | 0.00 | 25081.00 | 0.34 | 80000.00 | 0.00 | 80000.00 | 0.63 | 80000.00 | 0.00 | 80000.00 | 0.53 |
| 15 | MAHARASHTRA | ... | ... | ... | ... | ... | ... | ... | ... | ... | ... | ... | ... |
| 16 | MANIPUR | ... | ... | ... | ... | ... | ... | ... | ... | ... | ... | ... | ... |
| 17 | MEGHALAYA | ... | ... | ... | ... | ... | ... | ... | ... | ... | ... | ... | ... |
| 18 | MIZORAM | 0.00 | 11553.00 | 11553.00 | 1.62 | 0.00 | 13220.00 | 13220.00 | 1.49 | 0.00 | 1250.00 | 1250.00 | 0.11 |
| 19 | NAGALAND | ... | ... | ... | ... | ... | ... | ... | ... | ... | ... | ... | ... |
| 20 | ORISSA | ... | ... | ... | ... | ... | ... | ... | ... | ... | ... | ... | ... |
| 21 | PUNJAB | ... | ... | ... | ... | ... | ... | ... | ... | ... | ... | ... | ... |
| 22 | RAJASTHAN | ... | ... | ... | ... | ... | ... | ... | ... | ... | ... | ... | ... |
| 23 | SIKKIM | ... | ... | ... | ... | ... | ... | ... | ... | ... | ... | ... | ... |
| 24 | TAMIL NADU | ... | ... | ... | ... | ... | ... | ... | ... | ... | ... | ... | ... |
| 25 | TRIPURA | ... | ... | ... | ... | ... | ... | ... | ... | ... | ... | ... | ... |
| 26 | UTTARAKHAND | ... | ... | ... | ... | ... | ... | ... | ... | ... | ... | ... | ... |
| 27 | UTTAR PRADESH | ... | ... | ... | ... | ... | ... | ... | ... | ... | ... | ... | ... |
| 28 | WEST BENGAL | ... | ... | ... | ... | ... | ... | ... | ... | ... | ... | ... | ... |
| TOTAL STATES | | 25081.00 | 11553.00 | 36634.00 | 0.01 | 80000.00 | 13220.00 | 93220.00 | 0.02 | 80000.00 | 1250.00 | 81250.00 | 0.02 |
| 29 | A. & N. ISLANDS | 400.00 | 0.00 | 400.00 | 0.09 | 180.00 | 0.00 | 180.00 | 0.03 | 200.00 | 0.00 | 200.00 | 0.02 |
| 30 | CHANDIGARH | 18304.00 | 0.00 | 18304.00 | 4.32 | 19400.00 | 0.00 | 19400.00 | 3.98 | 16000.00 | 0.00 | 16000.00 | 2.43 |
| 31 | DADRA & NAGAR HAVELI | ... | ... | ... | ... | ... | ... | ... | ... | ... | ... | ... | ... |
| 32 | DAMAN & DIU | ... | ... | ... | ... | ... | ... | ... | ... | ... | ... | ... | ... |
| 33 | DELHI | ... | ... | ... | ... | ... | ... | ... | ... | ... | ... | ... | ... |
| 34 | LAKSHADWEEP | ... | ... | ... | ... | ... | ... | ... | ... | ... | ... | ... | ... |
| 35 | PUDUCHERRY | ... | ... | ... | ... | ... | ... | ... | ... | ... | ... | ... | ... |
| TOTAL U.T. | | 18704.00 | 0.00 | 18704.00 | 0.14 | 19580.00 | 0.00 | 19580.00 | 0.09 | 16200.00 | 0.00 | 16200.00 | 0.06 |
| TOTAL (STATE & UTs) | | 43785.00 | 11553.00 | 55338.00 | 0.02 | 99580.00 | 13220.00 | 112800.00 | 0.03 | 96200.00 | 1250.00 | 97450.00 | 0.02 |

STATEMENT NO. (10): PLAN & NON-PLAN BUDGETED EXPENDITURE ON SECONDARY EDUCATION (Sub-head wise)

ACCOUNT: REVENUE ACCOUNT
PROGRAM: OTHER EXPENDITURE

(RUPEES IN THOUSANDS)

| SL. NO. | STATE/UNION TERRITORY | 2007-08(ACTUALS) | | | | 2008-09(R.E.) | | | | 2009-10(B.E.) | | | |
|---------------------|-----------------------|------------------|-------------|-------------|----------------------------------|---------------|-------------|-------------|----------------------------------|---------------|-------------|-------------|----------------------------------|
| | | PLAN | NON-PLAN | TOTAL | % AGE TO TOTAL EXP. ON SEC. EDN. | PLAN | NON-PLAN | TOTAL | % AGE TO TOTAL EXP. ON SEC. EDN. | PLAN | NON-PLAN | TOTAL | % AGE TO TOTAL EXP. ON SEC. EDN. |
| 1 | ANDHRA PRADESH | 402643.00 | 375595.00 | 778238.00 | 4.31 | 938087.00 | 345048.00 | 1283135.00 | 5.65 | 4671144.00 | 396794.00 | 5067938.00 | 16.38 |
| 2 | ARUNACHAL PRADESH | 1329.00 | 2472.00 | 3801.00 | 0.58 | 3030.00 | 4270.00 | 7300.00 | 1.12 | 3000.00 | 3000.00 | 6000.00 | 0.84 |
| 3 | ASSAM | 1979.00 | 103.00 | 2082.00 | 0.03 | 70225.00 | 1777.00 | 72002.00 | 0.71 | 680550.00 | 1777.00 | 682327.00 | 6.17 |
| 4 | BIHAR | 0.00 | 1437183.00 | 1437183.00 | 16.73 | 33500.00 | 237200.00 | 270700.00 | 2.81 | 93500.00 | 1307800.00 | 1401300.00 | 9.71 |
| 5 | CHHATTISGARH | 2699.00 | 14714.00 | 17413.00 | 0.53 | 32500.00 | 17500.00 | 50000.00 | 0.93 | 104500.00 | 17500.00 | 122000.00 | 1.38 |
| 6 | GOA | 223142.00 | 71554.00 | 294696.00 | 14.94 | 384694.00 | 102712.00 | 487406.00 | 18.35 | 389454.00 | 114299.00 | 503753.00 | 15.27 |
| 7 | GUJARAT | 90848.00 | 170841.00 | 261689.00 | 1.63 | 540962.00 | 147839.00 | 688801.00 | 4.18 | 358020.00 | 177945.00 | 535965.00 | 3.42 |
| 8 | HARYANA | 146358.00 | 130000.00 | 276358.00 | 3.14 | 867894.00 | 130005.00 | 997899.00 | 7.31 | 777954.00 | 150005.00 | 927959.00 | 5.18 |
| 9 | HIMACHAL PRADESH | 177886.00 | 394132.00 | 572018.00 | 12.82 | 188569.00 | 723252.00 | 911821.00 | 16.86 | 186936.00 | 597477.00 | 784413.00 | 13.77 |
| 10 | JAMMU & KASHMIR | ... | ... | ... | ... | ... | ... | ... | ... | ... | ... | ... | ... |
| 11 | JHARKHAND | 310889.00 | 9995.00 | 320884.00 | 10.87 | 241950.00 | 24176.00 | 266126.00 | 5.43 | 693000.00 | 27200.00 | 720200.00 | 14.21 |
| 12 | KARNATAKA | 1254903.00 | 386300.00 | 1641203.00 | 8.15 | 1464049.00 | 417120.00 | 1881169.00 | 7.21 | 2294897.00 | 436048.00 | 2730945.00 | 9.64 |
| 13 | KERALA | 251858.00 | 453802.00 | 705660.00 | 4.04 | 359966.00 | 757082.00 | 1117048.00 | 5.13 | 766300.00 | 892357.00 | 1658657.00 | 6.27 |
| 14 | MADHYA PRADESH | 0.00 | 0.00 | 0.00 | 0.00 | 58800.00 | 0.00 | 58800.00 | 0.47 | 403543.00 | 0.00 | 403543.00 | 2.67 |
| 15 | MAHARASHTRA | 58739.00 | 10024.00 | 68763.00 | 0.13 | 445602.00 | 11757.00 | 457359.00 | 0.73 | 148519.00 | 14281.00 | 162800.00 | 0.20 |
| 16 | MANIPUR | 31176.00 | 0.00 | 31176.00 | 3.09 | 35075.00 | 0.00 | 35075.00 | 2.94 | 123580.00 | 0.00 | 123580.00 | 8.27 |
| 17 | MEGHALAYA | 1976.00 | 1386.00 | 3362.00 | 0.40 | 167150.00 | 3298.00 | 170448.00 | 13.99 | 89450.00 | 4772.00 | 94222.00 | 6.22 |
| 18 | MIZORAM | 42744.00 | 11689.00 | 54433.00 | 7.62 | 48060.00 | 20400.00 | 68460.00 | 7.72 | 0.00 | 0.00 | 0.00 | 0.00 |
| 19 | NAGALAND | 10100.00 | 12909.00 | 23009.00 | 2.61 | 26000.00 | 12691.00 | 38691.00 | 4.86 | 31050.00 | 13825.00 | 44875.00 | 5.12 |
| 20 | ORISSA | 423771.00 | 8360.00 | 432131.00 | 6.22 | 408838.00 | 543171.00 | 952009.00 | 7.89 | 68236.00 | 197646.00 | 265882.00 | 1.85 |
| 21 | PUNJAB | 0.00 | 75808.00 | 75808.00 | 0.43 | 0.00 | 76000.00 | 76000.00 | 0.38 | 177150.00 | 76000.00 | 253150.00 | 1.13 |
| 22 | RAJASTHAN | 14645.00 | 872654.00 | 887299.00 | 5.07 | 27871.00 | 1231208.00 | 1259079.00 | 5.24 | 31567.00 | 1518890.00 | 1550457.00 | 5.14 |
| 23 | SIKKIM | 23932.00 | 0.00 | 23932.00 | 2.40 | 88512.00 | 0.00 | 88512.00 | 6.97 | 64245.00 | 0.00 | 64245.00 | 5.58 |
| 24 | TAMIL NADU | 243369.00 | 462418.00 | 705787.00 | 2.61 | 289837.00 | 471214.00 | 761051.00 | 2.12 | 737984.00 | 492846.00 | 1230830.00 | 2.91 |
| 25 | TRIPURA | 1840.00 | 174938.00 | 176778.00 | 7.44 | 5908.00 | 207535.00 | 213443.00 | 7.68 | 4900.00 | 259540.00 | 264440.00 | 7.04 |
| 26 | UTTARAKHAND | 89108.00 | 75274.00 | 164382.00 | 2.58 | 100126.00 | 49220.00 | 149346.00 | 7.50 | 166045.00 | 114334.00 | 280379.00 | 2.08 |
| 27 | UTTAR PRADESH | 111716.00 | 1233019.00 | 1344735.00 | 4.77 | 2575738.00 | 4444896.00 | 7020634.00 | 19.28 | 3176622.00 | 7964849.00 | 11141471.00 | 23.72 |
| 28 | WEST BENGAL | 79450.00 | 210423.00 | 289873.00 | 0.96 | 190600.00 | 371493.00 | 562093.00 | 1.63 | 174965.00 | 468892.00 | 643857.00 | 1.28 |
| TOTAL STATES | | 3997100.00 | 6595593.00 | 10592693.00 | 3.34 | 9593543.00 | 10350864.00 | 19944407.00 | 5.07 | 16417111.00 | 15248077.00 | 31665188.00 | 6.32 |
| 29 | A. & N. ISLANDS | 3097.00 | 9059.00 | 12156.00 | 2.64 | 940.00 | 10900.00 | 11840.00 | 1.78 | 0.00 | 10600.00 | 10600.00 | 1.23 |
| 30 | CHANDIGARH | ... | ... | ... | ... | ... | ... | ... | ... | ... | ... | ... | ... |
| 31 | DADRA & NAGAR HAVELI | 5860.00 | 1300.00 | 7160.00 | 11.34 | 6000.00 | 1500.00 | 7500.00 | 8.80 | 10000.00 | 1550.00 | 11550.00 | 7.58 |
| 32 | DAMAN & DIU | 1249.00 | 0.00 | 1249.00 | 1.55 | 5900.00 | 0.00 | 5900.00 | 6.20 | 8400.00 | 0.00 | 8400.00 | 6.65 |
| 33 | DELHI | 996546.00 | 4782309.00 | 5778855.00 | 51.22 | 1547450.00 | 7757143.00 | 9304593.00 | 51.35 | 1677500.00 | 10048750.00 | 11726250.00 | 50.32 |
| 34 | LAKSHADWEEP | 0.00 | 146.00 | 146.00 | 0.05 | 0.00 | 200.00 | 200.00 | 0.04 | 0.00 | 750.00 | 750.00 | 0.14 |
| 35 | PUDUCHERRY | 9335.00 | 1242.00 | 10577.00 | 1.41 | 31569.00 | 1920.00 | 33489.00 | 2.77 | 970.00 | 3977.00 | 4947.00 | 0.42 |
| TOTAL U.T. | | 1016087.00 | 4794056.00 | 5810143.00 | 43.56 | 1591859.00 | 7771663.00 | 9363522.00 | 44.30 | 1696870.00 | 10065627.00 | 11762497.00 | 43.84 |
| TOTAL (STATE & UTs) | | 5013187.00 | 11389649.00 | 16402836.00 | 4.96 | 11185402.00 | 18122527.00 | 29307929.00 | 7.07 | 18113981.00 | 25313704.00 | 43427685.00 | 8.23 |

STATEMENT NO. (11): PLAN & NON-PLAN BUDGETED EXPENDITURE ON ADULT EDUCATION

ACCOUNT: REVENUE ACCOUNT
PROGRAM: TOTAL EXPENDITURE

(RUPEES IN THOUSANDS)

| SL. NO. | STATE/UNION TERRITORY | 2007-08(ACTUALS) | | | | 2008-09(R.E.) | | | | 2009-10(B.E.) | | | |
|---------------------|-----------------------|------------------|------------|------------|----------------------------------|---------------|------------|------------|----------------------------------|---------------|------------|------------|----------------------------------|
| | | PLAN | NON-PLAN | TOTAL | % AGE TO TOTAL EXP. ON EDUCATION | PLAN | NON-PLAN | TOTAL | % AGE TO TOTAL EXP. ON EDUCATION | PLAN | NON-PLAN | TOTAL | % AGE TO TOTAL EXP. ON EDUCATION |
| 1 | ANDHRA PRADESH | 122165.00 | 0.00 | 122165.00 | 0.21 | 10000.00 | 120385.00 | 130385.00 | 0.18 | 13800.00 | 139958.00 | 153758.00 | 0.18 |
| 2 | ARUNACHAL PRADESH | 16680.00 | 6674.00 | 23354.00 | 0.83 | 11300.00 | 19533.00 | 30833.00 | 0.99 | 18000.00 | 32614.00 | 50614.00 | 1.36 |
| 3 | ASSAM | 553.00 | 114524.00 | 115077.00 | 0.41 | 13200.00 | 148793.00 | 161993.00 | 0.44 | 13000.00 | 156452.00 | 169452.00 | 0.39 |
| 4 | BIHAR | 0.00 | 41836.00 | 41836.00 | 0.08 | 50000.00 | 45117.00 | 95117.00 | 0.14 | 120000.00 | 54336.00 | 174336.00 | 0.22 |
| 5 | CHHATTISGARH | 2362.00 | 0.00 | 2362.00 | 0.01 | 31315.00 | 0.00 | 31315.00 | 0.11 | 5600.00 | 0.00 | 5600.00 | 0.02 |
| 6 | GOA | 246.00 | 7542.00 | 7788.00 | 0.21 | 525.00 | 10165.00 | 10690.00 | 0.19 | 520.00 | 12165.00 | 12685.00 | 0.21 |
| 7 | GUJARAT | 12429.00 | 10672.00 | 23101.00 | 0.05 | 5775.00 | 10860.00 | 16635.00 | 0.03 | 214900.00 | 12916.00 | 227816.00 | 0.40 |
| 8 | HARYANA | 12500.00 | 5334.00 | 17834.00 | 0.07 | 7500.00 | 10274.00 | 17774.00 | 0.04 | 5000.00 | 13295.00 | 18295.00 | 0.03 |
| 9 | HIMACHAL PRADESH | 703.00 | 5480.00 | 6183.00 | 0.04 | 1505.00 | 8866.00 | 10371.00 | 0.05 | 1505.00 | 9685.00 | 11190.00 | 0.05 |
| 10 | JAMMU & KASHMIR | 0.00 | 0.00 | 0.00 | 0.00 | 360000.00 | 0.00 | 360000.00 | 2.42 | 20000.00 | 0.00 | 20000.00 | 0.10 |
| 11 | JHARKHAND | 0.00 | 0.00 | 0.00 | 0.00 | 0.00 | 0.00 | 0.00 | 0.00 | 0.00 | 0.00 | 0.00 | 0.00 |
| 12 | KARNATAKA | 116609.00 | 27139.00 | 143748.00 | 0.22 | 167740.00 | 27683.00 | 195423.00 | 0.24 | 122742.00 | 29061.00 | 151803.00 | 0.18 |
| 13 | KERALA | 21000.00 | 1000.00 | 22000.00 | 0.05 | 37800.00 | 0.00 | 37800.00 | 0.07 | 56000.00 | 0.00 | 56000.00 | 0.09 |
| 14 | MADHYA PRADESH | 5446.00 | 0.00 | 5446.00 | 0.02 | 8000.00 | 0.00 | 8000.00 | 0.02 | 8000.00 | 0.00 | 8000.00 | 0.01 |
| 15 | MAHARASHTRA | 60.00 | 109257.00 | 109317.00 | 0.08 | 3200.00 | 128556.00 | 131756.00 | 0.08 | 1067.00 | 160059.00 | 161126.00 | 0.08 |
| 16 | MANIPUR | 4877.00 | 23332.00 | 28209.00 | 0.77 | 6000.00 | 30652.00 | 36652.00 | 0.92 | 6000.00 | 36643.00 | 42643.00 | 0.95 |
| 17 | MEGHALAYA | 1330.00 | 21364.00 | 22694.00 | 0.69 | 3000.00 | 21876.00 | 24876.00 | 0.60 | 4000.00 | 28069.00 | 32069.00 | 0.64 |
| 18 | MIZORAM | 8089.00 | 13414.00 | 21503.00 | 0.76 | 8460.00 | 15170.00 | 23630.00 | 0.72 | 8460.00 | 21755.00 | 30215.00 | 0.72 |
| 19 | NAGALAND | 2500.00 | 7492.00 | 9992.00 | 0.30 | 2500.00 | 7775.00 | 10275.00 | 0.29 | 0.00 | 9681.00 | 9681.00 | 0.26 |
| 20 | ORISSA | 14005.00 | 0.00 | 14005.00 | 0.05 | 13628.00 | 0.00 | 13628.00 | 0.03 | 35500.00 | 0.00 | 35500.00 | 0.07 |
| 21 | PUNJAB | 0.00 | 9818.00 | 9818.00 | 0.04 | 10.00 | 8200.00 | 8210.00 | 0.03 | 10000.00 | 8500.00 | 18500.00 | 0.05 |
| 22 | RAJASTHAN | 92157.00 | 36240.00 | 128397.00 | 0.24 | 96316.00 | 53188.00 | 149504.00 | 0.20 | 60000.00 | 64208.00 | 124208.00 | 0.14 |
| 23 | SIKKIM | 0.00 | 0.00 | 0.00 | 0.00 | 2000.00 | 0.00 | 2000.00 | 0.07 | 0.00 | 0.00 | 0.00 | 0.00 |
| 24 | TAMIL NADU | 0.00 | 4960.00 | 4960.00 | 0.01 | 3812.00 | 8895.00 | 12707.00 | 0.01 | 1492.00 | 10140.00 | 11632.00 | 0.01 |
| 25 | TRIPURA | 3304.00 | 220466.00 | 223770.00 | 4.52 | 3200.00 | 235188.00 | 238388.00 | 4.00 | 300.00 | 309744.00 | 310044.00 | 3.95 |
| 26 | UTTARAKHAND | 0.00 | 0.00 | 0.00 | 0.00 | 0.00 | 0.00 | 0.00 | 0.00 | 0.00 | 0.00 | 0.00 | 0.00 |
| 27 | UTTAR PRADESH | 0.00 | 0.00 | 0.00 | 0.00 | 0.00 | 0.00 | 0.00 | 0.00 | 0.00 | 0.00 | 0.00 | 0.00 |
| 28 | WEST BENGAL | 24201.00 | 25634.00 | 49835.00 | 0.08 | 134500.00 | 27088.00 | 161588.00 | 0.22 | 143000.00 | 39815.00 | 182815.00 | 0.17 |
| TOTAL STATES | | 461216.00 | 692178.00 | 1153394.00 | 0.12 | 981286.00 | 938264.00 | 1919550.00 | 0.16 | 868886.00 | 1149096.00 | 2017982.00 | 0.14 |
| 29 | A. & N. ISLANDS | 0.00 | 3225.00 | 3225.00 | 0.25 | 0.00 | 7843.00 | 7843.00 | 0.40 | 0.00 | 10314.00 | 10314.00 | 0.42 |
| 30 | CHANDIGARH | 2845.00 | 393.00 | 3238.00 | 0.15 | 9000.00 | 500.00 | 9500.00 | 0.39 | 10000.00 | 500.00 | 10500.00 | 0.36 |
| 31 | DADRA & NAGAR HAVELI | 0.00 | 356.00 | 356.00 | 0.12 | 0.00 | 400.00 | 400.00 | 0.09 | 0.00 | 500.00 | 500.00 | 0.09 |
| 32 | DAMAN & DIU | 30.00 | 480.00 | 510.00 | 0.24 | 200.00 | 500.00 | 700.00 | 0.25 | 500.00 | 700.00 | 1200.00 | 0.34 |
| 33 | DELHI | 25702.00 | 361739.00 | 387441.00 | 1.82 | 40000.00 | 643060.00 | 683060.00 | 2.36 | 45000.00 | 749600.00 | 794600.00 | 2.26 |
| 34 | LAKSHADWEEP | 0.00 | 0.00 | 0.00 | 0.00 | 0.00 | 0.00 | 0.00 | 0.00 | 0.00 | 0.00 | 0.00 | 0.00 |
| 35 | PUDUCHERRY | 800.00 | 2665.00 | 3465.00 | 0.15 | 0.00 | 4348.00 | 4348.00 | 0.13 | 0.00 | 4348.00 | 4348.00 | 0.12 |
| TOTAL U.T. | | 29377.00 | 368858.00 | 398235.00 | 1.43 | 49200.00 | 656651.00 | 705851.00 | 1.86 | 55500.00 | 765962.00 | 821462.00 | 1.80 |
| TOTAL (STATE & UTS) | | 490593.00 | 1061036.00 | 1551629.00 | 0.16 | 1030486.00 | 1594915.00 | 2625401.00 | 0.21 | 924386.00 | 1915058.00 | 2839444.00 | 0.19 |
| CENTRE TOTAL | | 2189200.00 | 20800.00 | 2210000.00 | 0.83 | 2017100.00 | 29500.00 | 2046600.00 | 0.54 | 4510000.00 | 38300.00 | 4548300.00 | 1.02 |
| GRAND TOTAL | | 2679793.00 | 1081836.00 | 3761629.00 | 0.30 | 3047586.00 | 1624415.00 | 4672001.00 | 0.29 | 5434386.00 | 1953358.00 | 7387744.00 | 0.38 |

STATEMENT NO. (12): PLAN & NON-PLAN BUDGETED EXPENDITURE ON ADULT EDUCATION (Sub-head wise)

ACCOUNT: REVENUE ACCOUNT
PROGRAM: DIRECTION & ADMINISTRATION

(RUPEES IN THOUSANDS)

| SL. NO. | STATE/UNION TERRITORY | 2007-08(ACTUALS) | | | | 2008-09(R. E.) | | | | 2009-10(B. E.) | | | |
|---------------------|-----------------------|------------------|-----------|-----------|----------------------------------|----------------|-----------|-----------|----------------------------------|----------------|-----------|-----------|----------------------------------|
| | | PLAN | NON-PLAN | TOTAL | % AGE TO TOTAL EXP. ON ADL. EDN. | PLAN | NON-PLAN | TOTAL | % AGE TO TOTAL EXP. ON ADL. EDN. | PLAN | NON-PLAN | TOTAL | % AGE TO TOTAL EXP. ON ADL. EDN. |
| 1 | ANDHRA PRADESH | 100365.00 | 0.00 | 100365.00 | 82.16 | 0.00 | 120385.00 | 120385.00 | 92.33 | 0.00 | 139958.00 | 139958.00 | 91.02 |
| 2 | ARUNACHAL PRADESH | 16246.00 | 6674.00 | 22920.00 | 98.14 | 11300.00 | 19533.00 | 30833.00 | 100.00 | 16500.00 | 32614.00 | 49114.00 | 97.04 |
| 3 | ASSAM | 403.00 | 114524.00 | 114927.00 | 99.87 | 1100.00 | 148793.00 | 149893.00 | 92.53 | 1100.00 | 151452.00 | 152552.00 | 90.03 |
| 4 | BIHAR | 0.00 | 6069.00 | 6069.00 | 14.51 | 0.00 | 8576.00 | 8576.00 | 9.02 | 0.00 | 10021.00 | 10021.00 | 5.75 |
| 5 | CHHATTISGARH | ... | ... | ... | ... | ... | ... | ... | ... | ... | ... | ... | ... |
| 6 | GOA | ... | ... | ... | ... | ... | ... | ... | ... | ... | ... | ... | ... |
| 7 | GUJARAT | 0.00 | 901.00 | 901.00 | 3.90 | 0.00 | 900.00 | 900.00 | 5.41 | 0.00 | 660.00 | 660.00 | 0.29 |
| 8 | HARYANA | ... | ... | ... | ... | ... | ... | ... | ... | ... | ... | ... | ... |
| 9 | HIMACHAL PRADESH | ... | ... | ... | ... | ... | ... | ... | ... | ... | ... | ... | ... |
| 10 | JAMMU & KASHMIR | ... | ... | ... | ... | ... | ... | ... | ... | ... | ... | ... | ... |
| 11 | JHARKHAND | ... | ... | ... | ... | ... | ... | ... | ... | ... | ... | ... | ... |
| 12 | KARNATAKA | 113609.00 | 5411.00 | 119020.00 | 82.80 | 159040.00 | 5955.00 | 164995.00 | 84.43 | 115000.00 | 6464.00 | 121464.00 | 80.01 |
| 13 | KERALA | 1000.00 | 1000.00 | 2000.00 | 9.09 | 3000.00 | 0.00 | 3000.00 | 7.94 | 6000.00 | 0.00 | 6000.00 | 10.71 |
| 14 | MADHYA PRADESH | ... | ... | ... | ... | ... | ... | ... | ... | ... | ... | ... | ... |
| 15 | MAHARASHTRA | ... | ... | ... | ... | ... | ... | ... | ... | ... | ... | ... | ... |
| 16 | MANIPUR | 4877.00 | 23332.00 | 28209.00 | 100.00 | 6000.00 | 30652.00 | 36652.00 | 100.00 | 6000.00 | 36643.00 | 42643.00 | 100.00 |
| 17 | MEGHALAYA | 610.00 | 1694.00 | 2304.00 | 10.15 | 1550.00 | 1505.00 | 3055.00 | 12.28 | 1900.00 | 2263.00 | 4163.00 | 12.98 |
| 18 | MIZORAM | 7989.00 | 11674.00 | 19663.00 | 91.44 | 8360.00 | 13070.00 | 21430.00 | 90.69 | 8360.00 | 18835.00 | 27195.00 | 90.00 |
| 19 | NAGALAND | ... | ... | ... | ... | ... | ... | ... | ... | ... | ... | ... | ... |
| 20 | ORISSA | 8378.00 | 0.00 | 8378.00 | 59.82 | 9085.00 | 0.00 | 9085.00 | 66.66 | 13959.00 | 0.00 | 13959.00 | 39.32 |
| 21 | PUNJAB | ... | ... | ... | ... | ... | ... | ... | ... | ... | ... | ... | ... |
| 22 | RAJASTHAN | ... | ... | ... | ... | ... | ... | ... | ... | ... | ... | ... | ... |
| 23 | SIKKIM | ... | ... | ... | ... | ... | ... | ... | ... | ... | ... | ... | ... |
| 24 | TAMIL NADU | 0.00 | 4960.00 | 4960.00 | 100.00 | 0.00 | 8895.00 | 8895.00 | 70.00 | 0.00 | 10140.00 | 10140.00 | 87.17 |
| 25 | TRIPURA | ... | ... | ... | ... | ... | ... | ... | ... | ... | ... | ... | ... |
| 26 | UTTARAKHAND | ... | ... | ... | ... | ... | ... | ... | ... | ... | ... | ... | ... |
| 27 | UTTAR PRADESH | ... | ... | ... | ... | ... | ... | ... | ... | ... | ... | ... | ... |
| 28 | WEST BENGAL | 99.00 | 7169.00 | 7268.00 | 14.58 | 0.00 | 7517.00 | 7517.00 | 4.65 | 0.00 | 11242.00 | 11242.00 | 6.15 |
| TOTAL STATES | | 253576.00 | 183408.00 | 436984.00 | 37.89 | 199435.00 | 365781.00 | 565216.00 | 29.44 | 168819.00 | 420292.00 | 589111.00 | 29.19 |
| 29 | A. & N. ISLANDS | ... | ... | ... | ... | ... | ... | ... | ... | ... | ... | ... | ... |
| 30 | CHANDIGARH | ... | ... | ... | ... | ... | ... | ... | ... | ... | ... | ... | ... |
| 31 | DADRA & NAGAR HAVELI | ... | ... | ... | ... | ... | ... | ... | ... | ... | ... | ... | ... |
| 32 | DAMAN & DIU | ... | ... | ... | ... | ... | ... | ... | ... | ... | ... | ... | ... |
| 33 | DELHI | 0.00 | 475.00 | 475.00 | 0.12 | 0.00 | 1010.00 | 1010.00 | 0.15 | 0.00 | 1050.00 | 1050.00 | 0.13 |
| 34 | LAKSHADWEEP | ... | ... | ... | ... | ... | ... | ... | ... | ... | ... | ... | ... |
| 35 | PUDUCHERRY | ... | ... | ... | ... | ... | ... | ... | ... | ... | ... | ... | ... |
| TOTAL U.T. | | 0.00 | 475.00 | 475.00 | 0.12 | 0.00 | 1010.00 | 1010.00 | 0.14 | 0.00 | 1050.00 | 1050.00 | 0.13 |
| TOTAL (STATE & UTs) | | 253576.00 | 183883.00 | 437459.00 | 28.19 | 199435.00 | 366791.00 | 566226.00 | 21.57 | 168819.00 | 421342.00 | 590161.00 | 20.78 |

STATEMENT NO. (12): PLAN & NON-PLAN BUDGETED EXPENDITURE ON ADULT EDUCATION (Sub-head wise)

ACCOUNT: REVENUE ACCOUNT
PROGRAM: RURAL FUNCTIONAL LITERACY PROGRAMME

(RUPEES IN THOUSANDS)

| SL. NO. | STATE/UNION TERRITORY | 2007-08(ACTUALS) | | | | 2008-09(R.E.) | | | | 2009-10(B.E.) | | | |
|---------------------|-----------------------|------------------|----------|----------|----------------------------------|---------------|----------|----------|----------------------------------|---------------|----------|----------|----------------------------------|
| | | PLAN | NON-PLAN | TOTAL | % AGE TO TOTAL EXP. ON ADL. EDN. | PLAN | NON-PLAN | TOTAL | % AGE TO TOTAL EXP. ON ADL. EDN. | PLAN | NON-PLAN | TOTAL | % AGE TO TOTAL EXP. ON ADL. EDN. |
| 1 | ANDHRA PRADESH | 0.00 | 0.00 | 0.00 | 0.00 | 0.00 | 0.00 | 0.00 | 0.00 | 4608.00 | 0.00 | 4608.00 | 3.00 |
| 2 | ARUNACHAL PRADESH | ... | ... | ... | ... | ... | ... | ... | ... | ... | ... | ... | ... |
| 3 | ASSAM | 0.00 | 0.00 | 0.00 | 0.00 | 0.00 | 0.00 | 0.00 | 0.00 | 0.00 | 5000.00 | 5000.00 | 2.95 |
| 4 | BIHAR | ... | ... | ... | ... | ... | ... | ... | ... | ... | ... | ... | ... |
| 5 | CHHATTISGARH | ... | ... | ... | ... | ... | ... | ... | ... | ... | ... | ... | ... |
| 6 | GOA | ... | ... | ... | ... | ... | ... | ... | ... | ... | ... | ... | ... |
| 7 | GUJARAT | 0.00 | 9771.00 | 9771.00 | 42.30 | 0.00 | 9960.00 | 9960.00 | 59.87 | 0.00 | 12256.00 | 12256.00 | 5.38 |
| 8 | HARYANA | ... | ... | ... | ... | ... | ... | ... | ... | ... | ... | ... | ... |
| 9 | HIMACHAL PRADESH | ... | ... | ... | ... | ... | ... | ... | ... | ... | ... | ... | ... |
| 10 | JAMMU & KASHMIR | ... | ... | ... | ... | ... | ... | ... | ... | ... | ... | ... | ... |
| 11 | JHARKHAND | ... | ... | ... | ... | ... | ... | ... | ... | ... | ... | ... | ... |
| 12 | KARNATAKA | ... | ... | ... | ... | ... | ... | ... | ... | ... | ... | ... | ... |
| 13 | KERALA | 20000.00 | 0.00 | 20000.00 | 90.91 | 34800.00 | 0.00 | 34800.00 | 92.06 | 50000.00 | 0.00 | 50000.00 | 89.29 |
| 14 | MADHYA PRADESH | ... | ... | ... | ... | ... | ... | ... | ... | ... | ... | ... | ... |
| 15 | MAHARASHTRA | ... | ... | ... | ... | ... | ... | ... | ... | ... | ... | ... | ... |
| 16 | MANIPUR | ... | ... | ... | ... | ... | ... | ... | ... | ... | ... | ... | ... |
| 17 | MEGHALAYA | 0.00 | 0.00 | 0.00 | 0.00 | 0.00 | 225.00 | 225.00 | 0.90 | 0.00 | 200.00 | 200.00 | 0.62 |
| 18 | MIZORAM | 100.00 | 1740.00 | 1840.00 | 8.56 | 100.00 | 1980.00 | 2080.00 | 8.80 | 100.00 | 2800.00 | 2900.00 | 9.60 |
| 19 | NAGALAND | 2500.00 | 7492.00 | 9992.00 | 100.00 | 2500.00 | 7775.00 | 10275.00 | 100.00 | 0.00 | 9681.00 | 9681.00 | 100.00 |
| 20 | ORISSA | ... | ... | ... | ... | ... | ... | ... | ... | ... | ... | ... | ... |
| 21 | PUNJAB | ... | ... | ... | ... | ... | ... | ... | ... | ... | ... | ... | ... |
| 22 | RAJASTHAN | ... | ... | ... | ... | ... | ... | ... | ... | ... | ... | ... | ... |
| 23 | SIKKIM | ... | ... | ... | ... | ... | ... | ... | ... | ... | ... | ... | ... |
| 24 | TAMIL NADU | ... | ... | ... | ... | ... | ... | ... | ... | ... | ... | ... | ... |
| 25 | TRIPURA | ... | ... | ... | ... | ... | ... | ... | ... | ... | ... | ... | ... |
| 26 | UTTARAKHAND | ... | ... | ... | ... | ... | ... | ... | ... | ... | ... | ... | ... |
| 27 | UTTAR PRADESH | ... | ... | ... | ... | ... | ... | ... | ... | ... | ... | ... | ... |
| 28 | WEST BENGAL | ... | ... | ... | ... | ... | ... | ... | ... | ... | ... | ... | ... |
| TOTAL STATES | | 22600.00 | 19003.00 | 41603.00 | 3.61 | 37400.00 | 19940.00 | 57340.00 | 2.99 | 54708.00 | 29937.00 | 84645.00 | 4.19 |
| 29 | A. & N. ISLANDS | ... | ... | ... | ... | ... | ... | ... | ... | ... | ... | ... | ... |
| 30 | CHANDIGARH | ... | ... | ... | ... | ... | ... | ... | ... | ... | ... | ... | ... |
| 31 | DADRA & NAGAR HAVELI | ... | ... | ... | ... | ... | ... | ... | ... | ... | ... | ... | ... |
| 32 | DAMAN & DIU | ... | ... | ... | ... | ... | ... | ... | ... | ... | ... | ... | ... |
| 33 | DELHI | ... | ... | ... | ... | ... | ... | ... | ... | ... | ... | ... | ... |
| 34 | LAKSHADWEEP | ... | ... | ... | ... | ... | ... | ... | ... | ... | ... | ... | ... |
| 35 | PUDUCHERRY | ... | ... | ... | ... | ... | ... | ... | ... | ... | ... | ... | ... |
| TOTAL U.T. | | 0.00 | 0.00 | 0.00 | 0.00 | 0.00 | 0.00 | 0.00 | 0.00 | 0.00 | 0.00 | 0.00 | 0.00 |
| TOTAL (STATE & UTs) | | 22600.00 | 19003.00 | 41603.00 | 2.68 | 37400.00 | 19940.00 | 57340.00 | 2.18 | 54708.00 | 29937.00 | 84645.00 | 2.98 |

STATEMENT NO. (12): PLAN & NON-PLAN BUDGETED EXPENDITURE ON ADULT EDUCATION (Sub-head wise)

ACCOUNT: REVENUE ACCOUNT
PROGRAM: STATE ADULT EDUCATION PROGRAMME

(RUPEES IN THOUSANDS)

| SL. NO. | STATE/UNION TERRITORY | 2007-08 (ACTUALS) | | | | 2008-09 (R.E.) | | | | 2009-10 (B.E.) | | | |
|---------------------|-----------------------|-------------------|----------|----------|----------------------------------|----------------|----------|----------|----------------------------------|----------------|----------|----------|----------------------------------|
| | | PLAN | NON-PLAN | TOTAL | % AGE TO TOTAL EXP. ON ADL. EDN. | PLAN | NON-PLAN | TOTAL | % AGE TO TOTAL EXP. ON ADL. EDN. | PLAN | NON-PLAN | TOTAL | % AGE TO TOTAL EXP. ON ADL. EDN. |
| 1 | ANDHRA PRADESH | ... | ... | ... | ... | ... | ... | ... | ... | ... | ... | ... | ... |
| 2 | ARUNACHAL PRADESH | ... | ... | ... | ... | ... | ... | ... | ... | ... | ... | ... | ... |
| 3 | ASSAM | ... | ... | ... | ... | ... | ... | ... | ... | ... | ... | ... | ... |
| 4 | BIHAR | ... | ... | ... | ... | ... | ... | ... | ... | ... | ... | ... | ... |
| 5 | CHHATTISGARH | ... | ... | ... | ... | ... | ... | ... | ... | ... | ... | ... | ... |
| 6 | GOA | ... | ... | ... | ... | ... | ... | ... | ... | ... | ... | ... | ... |
| 7 | GUJARAT | ... | ... | ... | ... | ... | ... | ... | ... | ... | ... | ... | ... |
| 8 | HARYANA | ... | ... | ... | ... | ... | ... | ... | ... | ... | ... | ... | ... |
| 9 | HIMACHAL PRADESH | ... | ... | ... | ... | ... | ... | ... | ... | ... | ... | ... | ... |
| 10 | JAMMU & KASHMIR | ... | ... | ... | ... | ... | ... | ... | ... | ... | ... | ... | ... |
| 11 | JHARKHAND | ... | ... | ... | ... | ... | ... | ... | ... | ... | ... | ... | ... |
| 12 | KARNATAKA | 0.00 | 0.00 | 0.00 | 0.00 | 2700.00 | 0.00 | 2700.00 | 1.38 | 2742.00 | 0.00 | 2742.00 | 1.81 |
| 13 | KERALA | ... | ... | ... | ... | ... | ... | ... | ... | ... | ... | ... | ... |
| 14 | MADHYA PRADESH | ... | ... | ... | ... | ... | ... | ... | ... | ... | ... | ... | ... |
| 15 | MAHARASHTRA | ... | ... | ... | ... | ... | ... | ... | ... | ... | ... | ... | ... |
| 16 | MANIPUR | ... | ... | ... | ... | ... | ... | ... | ... | ... | ... | ... | ... |
| 17 | MEGHALAYA | ... | ... | ... | ... | ... | ... | ... | ... | ... | ... | ... | ... |
| 18 | MIZORAM | ... | ... | ... | ... | ... | ... | ... | ... | ... | ... | ... | ... |
| 19 | NAGALAND | ... | ... | ... | ... | ... | ... | ... | ... | ... | ... | ... | ... |
| 20 | ORISSA | ... | ... | ... | ... | ... | ... | ... | ... | ... | ... | ... | ... |
| 21 | PUNJAB | 0.00 | 9818.00 | 9818.00 | 100.00 | 0.00 | 8200.00 | 8200.00 | 99.88 | 0.00 | 8500.00 | 8500.00 | 45.95 |
| 22 | RAJASTHAN | ... | ... | ... | ... | ... | ... | ... | ... | ... | ... | ... | ... |
| 23 | SIKKIM | ... | ... | ... | ... | ... | ... | ... | ... | ... | ... | ... | ... |
| 24 | TAMIL NADU | 0.00 | 0.00 | 0.00 | 0.00 | 3812.00 | 0.00 | 3812.00 | 30.00 | 1492.00 | 0.00 | 1492.00 | 12.83 |
| 25 | TRIPURA | ... | ... | ... | ... | ... | ... | ... | ... | ... | ... | ... | ... |
| 26 | UTTARAKHAND | ... | ... | ... | ... | ... | ... | ... | ... | ... | ... | ... | ... |
| 27 | UTTAR PRADESH | ... | ... | ... | ... | ... | ... | ... | ... | ... | ... | ... | ... |
| 28 | WEST BENGAL | 0.00 | 1628.00 | 1628.00 | 3.27 | 0.00 | 1668.00 | 1668.00 | 1.03 | 0.00 | 2339.00 | 2339.00 | 1.28 |
| TOTAL STATES | | 0.00 | 11446.00 | 11446.00 | 0.99 | 6512.00 | 9868.00 | 16380.00 | 0.85 | 4234.00 | 10839.00 | 15073.00 | 0.75 |
| 29 | A. & N. ISLANDS | ... | ... | ... | ... | ... | ... | ... | ... | ... | ... | ... | ... |
| 30 | CHANDIGARH | ... | ... | ... | ... | ... | ... | ... | ... | ... | ... | ... | ... |
| 31 | DADRA & NAGAR HAVELI | ... | ... | ... | ... | ... | ... | ... | ... | ... | ... | ... | ... |
| 32 | DAMAN & DIU | ... | ... | ... | ... | ... | ... | ... | ... | ... | ... | ... | ... |
| 33 | DELHI | ... | ... | ... | ... | ... | ... | ... | ... | ... | ... | ... | ... |
| 34 | LAKSHADWEEP | ... | ... | ... | ... | ... | ... | ... | ... | ... | ... | ... | ... |
| 35 | PUDUCHERRY | ... | ... | ... | ... | ... | ... | ... | ... | ... | ... | ... | ... |
| TOTAL U.T. | | 0.00 | 0.00 | 0.00 | 0.00 | 0.00 | 0.00 | 0.00 | 0.00 | 0.00 | 0.00 | 0.00 | 0.00 |
| TOTAL (STATE & UTS) | | ... | 11446.00 | 11446.00 | 0.74 | 6512.00 | 9868.00 | 16380.00 | 0.62 | 4234.00 | 10839.00 | 15073.00 | 0.53 |

STATEMENT NO. (12): PLAN & NON-PLAN BUDGETED EXPENDITURE ON ADULT EDUCATION (Sub-head wise)

ACCOUNT: REVENUE ACCOUNT
PROGRAM: OTHER ADULT EDUCATION PROGRAMME

(RUPEES IN THOUSANDS)

| SL. NO. | STATE/UNION TERRITORY | 2007-08 (ACTUALS) | | | | 2008-09 (R.E.) | | | | 2009-10 (B.E.) | | | |
|---------------------|-----------------------|-------------------|-----------|-----------|----------------------------------|----------------|-----------|-----------|----------------------------------|----------------|-----------|-----------|----------------------------------|
| | | PLAN | NON-PLAN | TOTAL | % AGE TO TOTAL EXP. ON ADL. EDN. | PLAN | NON-PLAN | TOTAL | % AGE TO TOTAL EXP. ON ADL. EDN. | PLAN | NON-PLAN | TOTAL | % AGE TO TOTAL EXP. ON ADL. EDN. |
| 1 | ANDHRA PRADESH | 0.00 | 0.00 | 0.00 | 0.00 | 0.00 | 0.00 | 0.00 | 0.00 | 5990.00 | 0.00 | 5990.00 | 3.90 |
| 2 | ARUNACHAL PRADESH | ... | ... | ... | ... | ... | ... | ... | ... | ... | ... | ... | ... |
| 3 | ASSAM | 150.00 | 0.00 | 150.00 | 0.13 | 600.00 | 0.00 | 600.00 | 0.37 | 900.00 | 0.00 | 900.00 | 0.53 |
| 4 | BIHAR | 0.00 | 35767.00 | 35767.00 | 85.49 | 0.00 | 36541.00 | 36541.00 | 38.42 | 0.00 | 44315.00 | 44315.00 | 25.42 |
| 5 | CHHATTISGARH | 2362.00 | 0.00 | 2362.00 | 100.00 | 31315.00 | 0.00 | 31315.00 | 100.00 | 5600.00 | 0.00 | 5600.00 | 100.00 |
| 6 | GOA | 167.00 | 7542.00 | 7709.00 | 98.99 | 250.00 | 10165.00 | 10415.00 | 97.43 | 250.00 | 12165.00 | 12415.00 | 97.87 |
| 7 | GUJARAT | 5030.00 | 0.00 | 5030.00 | 21.77 | 2142.00 | 0.00 | 2142.00 | 12.88 | 179700.00 | 0.00 | 179700.00 | 78.88 |
| 8 | HARYANA | 12500.00 | 5334.00 | 17834.00 | 100.00 | 7500.00 | 10274.00 | 17774.00 | 100.00 | 5000.00 | 13295.00 | 18295.00 | 100.00 |
| 9 | HIMACHAL PRADESH | 703.00 | 5338.00 | 6041.00 | 97.70 | 1505.00 | 8295.00 | 9800.00 | 94.49 | 1505.00 | 9058.00 | 10563.00 | 94.40 |
| 10 | JAMMU & KASHMIR | ... | ... | ... | ... | ... | ... | ... | ... | ... | ... | ... | ... |
| 11 | JHARKHAND | ... | ... | ... | ... | ... | ... | ... | ... | ... | ... | ... | ... |
| 12 | KARNATAKA | 3000.00 | 21728.00 | 24728.00 | 17.20 | 6000.00 | 21728.00 | 27728.00 | 14.19 | 5000.00 | 22597.00 | 27597.00 | 18.18 |
| 13 | KERALA | ... | ... | ... | ... | ... | ... | ... | ... | ... | ... | ... | ... |
| 14 | MADHYA PRADESH | ... | ... | ... | ... | ... | ... | ... | ... | ... | ... | ... | ... |
| 15 | MAHARASHTRA | 60.00 | 10476.00 | 10536.00 | 9.64 | 3200.00 | 31355.00 | 34555.00 | 26.23 | 1067.00 | 32101.00 | 33168.00 | 20.59 |
| 16 | MANIPUR | ... | ... | ... | ... | ... | ... | ... | ... | ... | ... | ... | ... |
| 17 | MEGHALAYA | 720.00 | 19670.00 | 20390.00 | 89.85 | 1450.00 | 20146.00 | 21596.00 | 86.81 | 2100.00 | 25606.00 | 27706.00 | 86.39 |
| 18 | MIZORAM | 0.00 | 0.00 | 0.00 | 0.00 | 0.00 | 120.00 | 120.00 | 0.51 | 0.00 | 120.00 | 120.00 | 0.40 |
| 19 | NAGALAND | ... | ... | ... | ... | ... | ... | ... | ... | ... | ... | ... | ... |
| 20 | ORISSA | 0.00 | 0.00 | 0.00 | 0.00 | 300.00 | 0.00 | 300.00 | 2.20 | 4826.00 | 0.00 | 4826.00 | 13.59 |
| 21 | PUNJAB | ... | ... | ... | ... | ... | ... | ... | ... | ... | ... | ... | ... |
| 22 | RAJASTHAN | 75563.00 | 33192.00 | 108755.00 | 84.70 | 68938.00 | 48822.00 | 117760.00 | 78.76 | 45000.00 | 58822.00 | 103822.00 | 83.59 |
| 23 | SIKKIM | 0.00 | 0.00 | 0.00 | 0.00 | 2000.00 | 0.00 | 2000.00 | 100.00 | 0.00 | 0.00 | 0.00 | 0.00 |
| 24 | TAMIL NADU | ... | ... | ... | ... | ... | ... | ... | ... | ... | ... | ... | ... |
| 25 | TRIPURA | 3304.00 | 220466.00 | 223770.00 | 100.00 | 3200.00 | 235188.00 | 238388.00 | 100.00 | 300.00 | 309744.00 | 310044.00 | 100.00 |
| 26 | UTTARAKHAND | ... | ... | ... | ... | ... | ... | ... | ... | ... | ... | ... | ... |
| 27 | UTTAR PRADESH | ... | ... | ... | ... | ... | ... | ... | ... | ... | ... | ... | ... |
| 28 | WEST BENGAL | 0.00 | 16777.00 | 16777.00 | 33.67 | 0.00 | 17297.00 | 17297.00 | 10.70 | 0.00 | 25377.00 | 25377.00 | 13.88 |
| TOTAL STATES | | 103559.00 | 376290.00 | 479849.00 | 41.60 | 128400.00 | 439931.00 | 568331.00 | 29.61 | 257238.00 | 553200.00 | 810438.00 | 40.16 |
| 29 | A. & N. ISLANDS | 0.00 | 2865.00 | 2865.00 | 88.84 | 0.00 | 7157.00 | 7157.00 | 91.25 | 0.00 | 9431.00 | 9431.00 | 91.44 |
| 30 | CHANDIGARH | ... | ... | ... | ... | ... | ... | ... | ... | ... | ... | ... | ... |
| 31 | DADRA & NAGAR HAVELI | 0.00 | 356.00 | 356.00 | 100.00 | 0.00 | 400.00 | 400.00 | 100.00 | 0.00 | 500.00 | 500.00 | 100.00 |
| 32 | DAMAN & DIU | 30.00 | 480.00 | 510.00 | 100.00 | 200.00 | 500.00 | 700.00 | 100.00 | 500.00 | 700.00 | 1200.00 | 100.00 |
| 33 | DELHI | ... | ... | ... | ... | ... | ... | ... | ... | ... | ... | ... | ... |
| 34 | LAKSHADWEEP | ... | ... | ... | ... | ... | ... | ... | ... | ... | ... | ... | ... |
| 35 | PUDUCHERRY | 800.00 | 2665.00 | 3465.00 | 100.00 | 0.00 | 4348.00 | 4348.00 | 100.00 | 0.00 | 4348.00 | 4348.00 | 100.00 |
| TOTAL U.T. | | 830.00 | 6366.00 | 7196.00 | 1.81 | 200.00 | 12405.00 | 12605.00 | 1.79 | 500.00 | 14979.00 | 15479.00 | 1.88 |
| TOTAL (STATE & UTS) | | 104389.00 | 382656.00 | 487045.00 | 31.39 | 128600.00 | 452336.00 | 580936.00 | 22.13 | 257738.00 | 568179.00 | 825917.00 | 29.09 |

STATEMENT NO. (12): PLAN & NON-PLAN BUDGETED EXPENDITURE ON ADULT EDUCATION (Sub-head wise)

ACCOUNT: REVENUE ACCOUNT
PROGRAM: OTHER EXPENDITURE

(RUPEES IN THOUSANDS)

| SL. NO. | STATE/UNION TERRITORY | 2007-08(ACTUALS) | | | | 2008-09(R.E.) | | | | 2009-10(B.E.) | | | |
|---------------------|-----------------------|------------------|-----------|-----------|----------------------------------|---------------|-----------|------------|----------------------------------|---------------|-----------|------------|----------------------------------|
| | | PLAN | NON-PLAN | TOTAL | % AGE TO TOTAL EXP. ON ADL. EDN. | PLAN | NON-PLAN | TOTAL | % AGE TO TOTAL EXP. ON ADL. EDN. | PLAN | NON-PLAN | TOTAL | % AGE TO TOTAL EXP. ON ADL. EDN. |
| 1 | ANDHRA PRADESH | 21800.00 | 0.00 | 21800.00 | 17.84 | 10000.00 | 0.00 | 10000.00 | 7.67 | 3202.00 | 0.00 | 3202.00 | 2.08 |
| 2 | ARUNACHAL PRADESH | 434.00 | 0.00 | 434.00 | 1.86 | 0.00 | 0.00 | 0.00 | 0.00 | 1500.00 | 0.00 | 1500.00 | 2.96 |
| 3 | ASSAM | 0.00 | 0.00 | 0.00 | 0.00 | 11500.00 | 0.00 | 11500.00 | 7.10 | 11000.00 | 0.00 | 11000.00 | 6.49 |
| 4 | BIHAR | 0.00 | 0.00 | 0.00 | 0.00 | 50000.00 | 0.00 | 50000.00 | 52.57 | 120000.00 | 0.00 | 120000.00 | 68.83 |
| 5 | CHHATTISGARH | ... | ... | ... | ... | ... | ... | ... | ... | ... | ... | ... | ... |
| 6 | GOA | 79.00 | 0.00 | 79.00 | 1.01 | 275.00 | 0.00 | 275.00 | 2.57 | 270.00 | 0.00 | 270.00 | 2.13 |
| 7 | GUJARAT | 7399.00 | 0.00 | 7399.00 | 32.03 | 3633.00 | 0.00 | 3633.00 | 21.84 | 35200.00 | 0.00 | 35200.00 | 15.45 |
| 8 | HARYANA | ... | ... | ... | ... | ... | ... | ... | ... | ... | ... | ... | ... |
| 9 | HIMACHAL PRADESH | 0.00 | 142.00 | 142.00 | 2.30 | 0.00 | 571.00 | 571.00 | 5.51 | 0.00 | 627.00 | 627.00 | 5.60 |
| 10 | JAMMU & KASHMIR | 0.00 | 0.00 | 0.00 | 0.00 | 360000.00 | 0.00 | 360000.00 | 100.00 | 20000.00 | 0.00 | 20000.00 | 100.00 |
| 11 | JHARKHAND | ... | ... | ... | ... | ... | ... | ... | ... | ... | ... | ... | ... |
| 12 | KARNATAKA | ... | ... | ... | ... | ... | ... | ... | ... | ... | ... | ... | ... |
| 13 | KERALA | ... | ... | ... | ... | ... | ... | ... | ... | ... | ... | ... | ... |
| 14 | MADHYA PRADESH | 5446.00 | 0.00 | 5446.00 | 100.00 | 8000.00 | 0.00 | 8000.00 | 100.00 | 8000.00 | 0.00 | 8000.00 | 100.00 |
| 15 | MAHARASHTRA | 0.00 | 98781.00 | 98781.00 | 90.36 | 0.00 | 97201.00 | 97201.00 | 73.77 | 0.00 | 127958.00 | 127958.00 | 79.41 |
| 16 | MANIPUR | ... | ... | ... | ... | ... | ... | ... | ... | ... | ... | ... | ... |
| 17 | MEGHALAYA | ... | ... | ... | ... | ... | ... | ... | ... | ... | ... | ... | ... |
| 18 | MIZORAM | ... | ... | ... | ... | ... | ... | ... | ... | ... | ... | ... | ... |
| 19 | NAGALAND | ... | ... | ... | ... | ... | ... | ... | ... | ... | ... | ... | ... |
| 20 | ORISSA | 5627.00 | 0.00 | 5627.00 | 40.18 | 4243.00 | 0.00 | 4243.00 | 31.13 | 16715.00 | 0.00 | 16715.00 | 47.08 |
| 21 | PUNJAB | 0.00 | 0.00 | 0.00 | 0.00 | 10.00 | 0.00 | 10.00 | 0.12 | 10000.00 | 0.00 | 10000.00 | 54.05 |
| 22 | RAJASTHAN | 16594.00 | 3048.00 | 19642.00 | 15.30 | 27378.00 | 4366.00 | 31744.00 | 21.23 | 15000.00 | 5386.00 | 20386.00 | 16.41 |
| 23 | SIKKIM | ... | ... | ... | ... | ... | ... | ... | ... | ... | ... | ... | ... |
| 24 | TAMIL NADU | ... | ... | ... | ... | ... | ... | ... | ... | ... | ... | ... | ... |
| 25 | TRIPURA | ... | ... | ... | ... | ... | ... | ... | ... | ... | ... | ... | ... |
| 26 | UTTARAKHAND | ... | ... | ... | ... | ... | ... | ... | ... | ... | ... | ... | ... |
| 27 | UTTAR PRADESH | ... | ... | ... | ... | ... | ... | ... | ... | ... | ... | ... | ... |
| 28 | WEST BENGAL | 24102.00 | 60.00 | 24162.00 | 48.48 | 134500.00 | 606.00 | 135106.00 | 83.61 | 143000.00 | 857.00 | 143857.00 | 78.69 |
| TOTAL STATES | | 81481.00 | 102031.00 | 183512.00 | 15.91 | 609539.00 | 102744.00 | 712283.00 | 37.11 | 383887.00 | 134828.00 | 518715.00 | 25.70 |
| 29 | A. & N. ISLANDS | 0.00 | 360.00 | 360.00 | 11.16 | 0.00 | 686.00 | 686.00 | 8.75 | 0.00 | 883.00 | 883.00 | 8.56 |
| 30 | CHANDIGARH | 2845.00 | 393.00 | 3238.00 | 100.00 | 9000.00 | 500.00 | 9500.00 | 100.00 | 10000.00 | 500.00 | 10500.00 | 100.00 |
| 31 | DADRA & NAGAR HAVELI | ... | ... | ... | ... | ... | ... | ... | ... | ... | ... | ... | ... |
| 32 | DAMAN & DIU | ... | ... | ... | ... | ... | ... | ... | ... | ... | ... | ... | ... |
| 33 | DELHI | 25702.00 | 361264.00 | 386966.00 | 99.88 | 40000.00 | 642050.00 | 682050.00 | 99.85 | 45000.00 | 748550.00 | 793550.00 | 99.87 |
| 34 | LAKSHADWEEP | ... | ... | ... | ... | ... | ... | ... | ... | ... | ... | ... | ... |
| 35 | PUDUCHERRY | ... | ... | ... | ... | ... | ... | ... | ... | ... | ... | ... | ... |
| TOTAL U.T. | | 28547.00 | 362017.00 | 390564.00 | 98.07 | 49000.00 | 643236.00 | 692236.00 | 98.07 | 55000.00 | 749933.00 | 804933.00 | 97.99 |
| TOTAL (STATE & UTs) | | 110028.00 | 464048.00 | 574076.00 | 37.00 | 658539.00 | 745980.00 | 1404519.00 | 53.50 | 438887.00 | 884761.00 | 1323648.00 | 46.62 |

STATEMENT NO. (13): PLAN & NON-PLAN BUDGETED EXPENDITURE ON UNIVERSITY/DL/SCHOLARSHIPS

ACCOUNT: REVENUE ACCOUNT
PROGRAM: TOTAL EXPENDITURE

(RUPEES IN THOUSANDS)

| SL. NO. | STATE/UNION TERRITORY | 2007-08(ACTUALS) | | | | 2008-09(R.E.) | | | | 2009-10(B.E.) | | | |
|---------------------|-----------------------|------------------|--------------|--------------|----------------------------------|---------------|--------------|--------------|----------------------------------|---------------|--------------|--------------|----------------------------------|
| | | PLAN | NON-PLAN | TOTAL | % AGE TO TOTAL EXP. ON EDUCATION | PLAN | NON-PLAN | TOTAL | % AGE TO TOTAL EXP. ON EDUCATION | PLAN | NON-PLAN | TOTAL | % AGE TO TOTAL EXP. ON EDUCATION |
| 1 | ANDHRA PRADESH | 633148.00 | 9945323.00 | 10578471.00 | 18.26 | 1100224.00 | 12214907.00 | 13315131.00 | 18.21 | 4352181.00 | 9704899.00 | 14057080.00 | 16.11 |
| 2 | ARUNACHAL PRADESH | 91397.00 | 62661.00 | 154058.00 | 5.49 | 69954.00 | 141311.00 | 211265.00 | 6.78 | 73558.00 | 206449.00 | 280007.00 | 7.52 |
| 3 | ASSAM | 58031.00 | 3845712.00 | 3903743.00 | 13.95 | 109500.00 | 4595156.00 | 4704656.00 | 12.77 | 209000.00 | 5750914.00 | 5959914.00 | 13.63 |
| 4 | BIHAR | 740054.00 | 7365577.00 | 8105631.00 | 16.01 | 912075.00 | 8910619.00 | 9822694.00 | 14.65 | 744800.00 | 9310006.00 | 10054806.00 | 12.62 |
| 5 | CHHATTISGARH | 494198.00 | 876257.00 | 1370455.00 | 7.67 | 656180.00 | 1020820.00 | 1677000.00 | 6.15 | 789150.00 | 1412530.00 | 2201680.00 | 6.42 |
| 6 | GOA | 129013.00 | 343697.00 | 472710.00 | 12.87 | 240721.00 | 415040.00 | 655761.00 | 11.90 | 184069.00 | 681450.00 | 865519.00 | 14.66 |
| 7 | GUJARAT | 338292.00 | 3823153.00 | 4161445.00 | 8.11 | 499000.00 | 4625214.00 | 5124214.00 | 9.40 | 1012600.00 | 5078440.00 | 6091040.00 | 10.83 |
| 8 | HARYANA | 2405229.00 | 2235996.00 | 4641225.00 | 17.29 | 1455638.00 | 3027139.00 | 4482777.00 | 11.34 | 1712500.00 | 4821901.00 | 6534401.00 | 12.42 |
| 9 | HIMACHAL PRADESH | 6456.00 | 929821.00 | 936277.00 | 6.46 | 2218.00 | 1313215.00 | 1315433.00 | 6.91 | 2606.00 | 1480876.00 | 1483482.00 | 7.26 |
| 10 | JAMMU & KASHMIR | 0.00 | 1348406.00 | 1348406.00 | 12.29 | 88600.00 | 1342877.00 | 1431477.00 | 9.63 | 120000.00 | 2001380.00 | 2121380.00 | 10.35 |
| 11 | JHARKHAND | 283056.00 | 1697053.00 | 1980109.00 | 8.44 | 151000.00 | 3327511.00 | 3478511.00 | 12.12 | 1190400.00 | 3549921.00 | 4740321.00 | 13.42 |
| 12 | KARNATAKA | 593938.00 | 5472332.00 | 6066270.00 | 9.20 | 902090.00 | 6183576.00 | 7085666.00 | 8.53 | 1328577.00 | 5957683.00 | 7286260.00 | 8.58 |
| 13 | KERALA | 355375.00 | 5675142.00 | 6030517.00 | 13.61 | 456308.00 | 7296556.00 | 7752864.00 | 14.41 | 587400.00 | 7880904.00 | 8468304.00 | 13.84 |
| 14 | MADHYA PRADESH | 313351.00 | 3397143.00 | 3710494.00 | 10.46 | 537192.00 | 4052473.00 | 4589665.00 | 8.73 | 340025.00 | 4505570.00 | 4845595.00 | 8.08 |
| 15 | MAHARASHTRA | 342117.00 | 12854236.00 | 13196353.00 | 9.85 | 417430.00 | 15077478.00 | 15494908.00 | 9.72 | 109809.00 | 16911235.00 | 17021044.00 | 8.98 |
| 16 | MANIPUR | 90976.00 | 519113.00 | 610089.00 | 16.57 | 69420.00 | 567869.00 | 637289.00 | 15.95 | 109320.00 | 732355.00 | 841675.00 | 18.75 |
| 17 | MEGHALAYA | 70083.00 | 320752.00 | 390835.00 | 11.93 | 226140.00 | 334775.00 | 560915.00 | 13.62 | 227940.00 | 489795.00 | 717735.00 | 14.29 |
| 18 | MIZORAM | 171198.00 | 153875.00 | 325073.00 | 11.51 | 191890.00 | 189580.00 | 381470.00 | 11.68 | 196390.00 | 246340.00 | 442730.00 | 10.61 |
| 19 | NAGALAND | 15295.00 | 216841.00 | 232136.00 | 6.92 | 21800.00 | 236702.00 | 258502.00 | 7.39 | 75100.00 | 248406.00 | 323506.00 | 8.76 |
| 20 | ORISSA | 1740662.00 | 3397362.00 | 5138024.00 | 17.42 | 506118.00 | 5913025.00 | 6419143.00 | 14.43 | 834245.00 | 8635008.00 | 9469253.00 | 17.45 |
| 21 | PUNJAB | 92500.00 | 2504689.00 | 2597189.00 | 9.87 | 27010.00 | 2851143.00 | 2878153.00 | 9.40 | 14800.00 | 4706360.00 | 4721160.00 | 12.99 |
| 22 | RAJASTHAN | 151856.00 | 2628533.00 | 2780389.00 | 5.20 | 99337.00 | 3507424.00 | 3606761.00 | 4.90 | 104732.00 | 3791291.00 | 3896023.00 | 4.41 |
| 23 | SIKKIM | 47258.00 | 13997.00 | 61255.00 | 2.70 | 57335.00 | 16434.00 | 73769.00 | 2.70 | 62900.00 | 15880.00 | 78780.00 | 2.33 |
| 24 | TAMIL NADU | 47425.00 | 6303386.00 | 6350811.00 | 9.46 | 94923.00 | 10474720.00 | 10569643.00 | 11.56 | 66394.00 | 11456662.00 | 11523056.00 | 11.03 |
| 25 | TRIPURA | 9343.00 | 215151.00 | 224494.00 | 4.54 | 22300.00 | 269115.00 | 291415.00 | 4.89 | 23600.00 | 351155.00 | 374755.00 | 4.78 |
| 26 | UTTARAKHAND | 674940.00 | 660256.00 | 1335196.00 | 8.72 | 475464.00 | 750777.00 | 1226241.00 | 10.88 | 215109.00 | 918577.00 | 1133686.00 | 3.99 |
| 27 | UTTAR PRADESH | 981276.00 | 6770265.00 | 7751541.00 | 6.90 | 924922.00 | 8767249.00 | 9692171.00 | 7.15 | 461667.00 | 10906341.00 | 11368008.00 | 6.68 |
| 28 | WEST BENGAL | 264435.00 | 7548203.00 | 7812638.00 | 11.83 | 894830.00 | 8400343.00 | 9295173.00 | 12.74 | 1097110.00 | 14724550.00 | 15821660.00 | 14.45 |
| TOTAL STATES | | 11140902.00 | 91124932.00 | 102265834.00 | 10.67 | 11209619.00 | 115823048.00 | 127032667.00 | 10.57 | 16245982.00 | 136476878.00 | 152722860.00 | 10.49 |
| 29 | A. & N. ISLANDS | 36620.00 | 44681.00 | 81301.00 | 6.31 | 64203.00 | 53331.00 | 117534.00 | 5.97 | 63120.00 | 61679.00 | 124799.00 | 5.12 |
| 30 | CHANDIGARH | 29670.00 | 733300.00 | 762970.00 | 34.73 | 27557.00 | 752443.00 | 780000.00 | 32.20 | 19200.00 | 900411.00 | 919611.00 | 31.11 |
| 31 | DADRA & NAGAR HAVELI | ... | ... | ... | ... | ... | ... | ... | ... | ... | ... | ... | ... |
| 32 | DAMAN & DIU | 965.00 | 10669.00 | 11634.00 | 5.53 | 3000.00 | 12700.00 | 15700.00 | 5.71 | 6400.00 | 14900.00 | 21300.00 | 6.03 |
| 33 | DELHI | 62452.00 | 490650.00 | 553102.00 | 2.60 | 260000.00 | 620000.00 | 880000.00 | 3.04 | 301000.00 | 700000.00 | 1001000.00 | 2.85 |
| 34 | LAKSHADWEEP | 5473.00 | 33075.00 | 38548.00 | 11.12 | 23340.00 | 38500.00 | 61840.00 | 10.62 | 22292.00 | 30000.00 | 52292.00 | 7.95 |
| 35 | PUDUCHERRY | 250718.00 | 196654.00 | 447372.00 | 19.38 | 247795.00 | 225513.00 | 473308.00 | 14.11 | 417912.00 | 276392.00 | 694304.00 | 19.25 |
| TOTAL U.T. | | 385898.00 | 1509029.00 | 1894927.00 | 6.79 | 625895.00 | 1702487.00 | 2328382.00 | 6.13 | 829924.00 | 1983382.00 | 2813306.00 | 6.16 |
| TOTAL (STATE & UTs) | | 11526800.00 | 92633961.00 | 104160761.00 | 10.56 | 11835514.00 | 117525535.00 | 129361049.00 | 10.43 | 17075906.00 | 138460260.00 | 155536166.00 | 10.36 |
| CENTRE TOTAL | | 19031400.00 | 19922182.00 | 38953582.00 | 14.55 | 36936900.00 | 28391500.00 | 65328400.00 | 17.19 | 55190000.00 | 37593200.00 | 92783200.00 | 20.84 |
| GRAND TOTAL | | 30558200.00 | 112556143.00 | 143114343.00 | 11.41 | 48772414.00 | 145917035.00 | 194689449.00 | 12.02 | 72265906.00 | 176053460.00 | 248319366.00 | 12.76 |

STATEMENT NO. (14): PLAN & NON-PLAN BUDGETED EXPENDITURE ON UNIVERSITY/DL/SCHOLARSHIPS (Sub-head wise)

ACCOUNT: REVENUE ACCOUNT
PROGRAM: DIRECTION & ADMINISTRATION

(RUPEES IN THOUSANDS)

| SL. NO. | STATE/UNION TERRITORY | 2007-08(ACTUALS) | | | | 2008-09(R.E.) | | | | 2009-10(B.E.) | | | |
|---------------------|-----------------------|------------------|------------|------------|----------------------------------|---------------|------------|------------|----------------------------------|---------------|------------|------------|----------------------------------|
| | | PLAN | NON-PLAN | TOTAL | % AGE TO TOTAL EXP. ON UNV. EDN. | PLAN | NON-PLAN | TOTAL | % AGE TO TOTAL EXP. ON UNV. EDN. | PLAN | NON-PLAN | TOTAL | % AGE TO TOTAL EXP. ON UNV. EDN. |
| 1 | ANDHRA PRADESH | 14098.00 | 75252.00 | 89350.00 | 0.84 | 43115.00 | 177639.00 | 220754.00 | 1.66 | 10013.00 | 183390.00 | 193403.00 | 1.38 |
| 2 | ARUNACHAL PRADESH | 9856.00 | 62661.00 | 72517.00 | 47.07 | 5362.00 | 141311.00 | 146673.00 | 69.43 | 3910.00 | 15083.00 | 18993.00 | 6.78 |
| 3 | ASSAM | 237.00 | 785032.00 | 785269.00 | 20.12 | 500.00 | 1047250.00 | 1047750.00 | 22.27 | 800.00 | 1096948.00 | 1097748.00 | 18.42 |
| 4 | BIHAR | 0.00 | 8259.00 | 8259.00 | 0.10 | 0.00 | 9321.00 | 9321.00 | 0.09 | 0.00 | 10613.00 | 10613.00 | 0.11 |
| 5 | CHHATTISGARH | 27399.00 | 15658.00 | 43057.00 | 3.14 | 29220.00 | 17160.00 | 46380.00 | 2.77 | 35050.00 | 22920.00 | 57970.00 | 2.63 |
| 6 | GOA | 1313.00 | 0.00 | 1313.00 | 0.28 | 5807.00 | 25.00 | 5832.00 | 0.89 | 8975.00 | 0.00 | 8975.00 | 1.04 |
| 7 | GUJARAT | 0.00 | 5271.00 | 5271.00 | 0.13 | 0.00 | 5225.00 | 5225.00 | 0.10 | 750.00 | 6285.00 | 7035.00 | 0.12 |
| 8 | HARYANA | 22127.00 | 72833.00 | 94960.00 | 2.05 | 30176.00 | 164505.00 | 194681.00 | 4.34 | 42975.00 | 215056.00 | 258031.00 | 3.95 |
| 9 | HIMACHAL PRADESH | ... | ... | ... | ... | ... | ... | ... | ... | ... | ... | ... | ... |
| 10 | JAMMU & KASHMIR | ... | ... | ... | ... | ... | ... | ... | ... | ... | ... | ... | ... |
| 11 | JHARKHAND | 1056.00 | 4055.00 | 5111.00 | 0.26 | 0.00 | 8018.00 | 8018.00 | 0.23 | 0.00 | 10191.00 | 10191.00 | 0.21 |
| 12 | KARNATAKA | 5240.00 | 54342.00 | 59582.00 | 0.98 | 9119.00 | 67662.00 | 76781.00 | 1.08 | 9000.00 | 52571.00 | 61571.00 | 0.85 |
| 13 | KERALA | 0.00 | 59714.00 | 59714.00 | 0.99 | 0.00 | 78496.00 | 78496.00 | 1.01 | 1500.00 | 82033.00 | 83533.00 | 0.99 |
| 14 | MADHYA PRADESH | 37394.00 | 45612.00 | 83006.00 | 2.24 | 41512.00 | 59515.00 | 101027.00 | 2.20 | 40634.00 | 68342.00 | 108976.00 | 2.25 |
| 15 | MAHARASHTRA | ... | ... | ... | ... | ... | ... | ... | ... | ... | ... | ... | ... |
| 16 | MANIPUR | 3927.00 | 16426.00 | 20353.00 | 3.34 | 7040.00 | 11134.00 | 18174.00 | 2.85 | 4800.00 | 14575.00 | 19375.00 | 2.30 |
| 17 | MEGHALAYA | 17.00 | 3096.00 | 3113.00 | 0.80 | 500.00 | 4670.00 | 5170.00 | 0.92 | 1000.00 | 7247.00 | 8247.00 | 1.15 |
| 18 | MIZORAM | 1990.00 | 12653.00 | 14643.00 | 4.50 | 2349.00 | 21990.00 | 24339.00 | 6.38 | 4819.00 | 15305.00 | 20124.00 | 4.55 |
| 19 | NAGALAND | 1874.00 | 19339.00 | 21213.00 | 9.14 | 2390.00 | 17957.00 | 20347.00 | 7.87 | 28050.00 | 12648.00 | 40698.00 | 12.58 |
| 20 | ORISSA | 20441.00 | 26878.00 | 47319.00 | 0.92 | 25672.00 | 40181.00 | 65853.00 | 1.03 | 32050.00 | 48019.00 | 80069.00 | 0.85 |
| 21 | PUNJAB | 0.00 | 409.00 | 409.00 | 0.02 | 0.00 | 470.00 | 470.00 | 0.02 | 0.00 | 1590.00 | 1590.00 | 0.03 |
| 22 | RAJASTHAN | 807.00 | 35121.00 | 35928.00 | 1.29 | 1435.00 | 51052.00 | 52487.00 | 1.46 | 1000.00 | 57137.00 | 58137.00 | 1.49 |
| 23 | SIKKIM | ... | ... | ... | ... | ... | ... | ... | ... | ... | ... | ... | ... |
| 24 | TAMIL NADU | 0.00 | 67277.00 | 67277.00 | 1.06 | 13.00 | 96356.00 | 96369.00 | 0.91 | 862.00 | 113632.00 | 114494.00 | 0.99 |
| 25 | TRIPURA | 0.00 | 17311.00 | 17311.00 | 7.71 | 0.00 | 21490.00 | 21490.00 | 7.37 | 0.00 | 27670.00 | 27670.00 | 7.38 |
| 26 | UTTARAKHAND | 0.00 | 9330.00 | 9330.00 | 0.70 | 0.00 | 10268.00 | 10268.00 | 0.84 | 0.00 | 12159.00 | 12159.00 | 1.07 |
| 27 | UTTAR PRADESH | 0.00 | 43443.00 | 43443.00 | 0.56 | 0.00 | 51275.00 | 51275.00 | 0.53 | 0.00 | 58236.00 | 58236.00 | 0.51 |
| 28 | WEST BENGAL | 0.00 | 51785.00 | 51785.00 | 0.66 | 0.00 | 59203.00 | 59203.00 | 0.64 | 0.00 | 88137.00 | 88137.00 | 0.56 |
| TOTAL STATES | | 147776.00 | 1491757.00 | 1639533.00 | 1.60 | 204210.00 | 2162173.00 | 2366383.00 | 1.86 | 226188.00 | 2219787.00 | 2445975.00 | 1.60 |
| 29 | A. & N. ISLANDS | ... | ... | ... | ... | ... | ... | ... | ... | ... | ... | ... | ... |
| 30 | CHANDIGARH | ... | ... | ... | ... | ... | ... | ... | ... | ... | ... | ... | ... |
| 31 | DADRA & NAGAR HAVELI | ... | ... | ... | ... | ... | ... | ... | ... | ... | ... | ... | ... |
| 32 | DAMAN & DIU | 965.00 | 10669.00 | 11634.00 | 100.00 | 3000.00 | 12700.00 | 15700.00 | 100.00 | 6400.00 | 14900.00 | 21300.00 | 100.00 |
| 33 | DELHI | 17264.00 | 0.00 | 17264.00 | 3.12 | 37000.00 | 0.00 | 37000.00 | 4.20 | 28800.00 | 0.00 | 28800.00 | 2.88 |
| 34 | LAKSHADWEEP | ... | ... | ... | ... | ... | ... | ... | ... | ... | ... | ... | ... |
| 35 | PUDUCHERRY | ... | ... | ... | ... | ... | ... | ... | ... | ... | ... | ... | ... |
| TOTAL U.T. | | 18229.00 | 10669.00 | 28898.00 | 1.53 | 40000.00 | 12700.00 | 52700.00 | 2.26 | 35200.00 | 14900.00 | 50100.00 | 1.78 |
| TOTAL (STATE & UTs) | | 166005.00 | 1502426.00 | 1668431.00 | 1.60 | 244210.00 | 2174873.00 | 2419083.00 | 1.87 | 261388.00 | 2234687.00 | 2496075.00 | 1.60 |

STATEMENT NO. (14): PLAN & NON-PLAN BUDGETED EXPENDITURE ON UNIVERSITY/DL/SCHOLARSHIPS (Sub-head wise)

ACCOUNT: REVENUE ACCOUNT
PROGRAM: ASSISTANCE TO UNIVERSITIES

(RUPEES IN THOUSANDS)

| SL. NO. | STATE/UNION TERRITORY | 2007-08(ACTUALS) | | | | 2008-09(R.E.) | | | | 2009-10(B.E.) | | | |
|---------------------|-----------------------|------------------|-------------|-------------|----------------------------------|---------------|-------------|-------------|----------------------------------|---------------|-------------|-------------|----------------------------------|
| | | PLAN | NON-PLAN | TOTAL | % AGE TO TOTAL EXP. ON UNV. EDN. | PLAN | NON-PLAN | TOTAL | % AGE TO TOTAL EXP. ON UNV. EDN. | PLAN | NON-PLAN | TOTAL | % AGE TO TOTAL EXP. ON UNV. EDN. |
| 1 | ANDHRA PRADESH | 518810.00 | 3068702.00 | 3587512.00 | 33.91 | 845678.00 | 3558735.00 | 4404413.00 | 33.08 | 3797175.00 | 313736.00 | 4110911.00 | 29.24 |
| 2 | ARUNACHAL PRADESH | ... | ... | ... | ... | ... | ... | ... | ... | ... | ... | ... | ... |
| 3 | ASSAM | 49644.00 | 451843.00 | 501487.00 | 12.85 | 5000.00 | 436525.00 | 441525.00 | 9.38 | 2500.00 | 455625.00 | 458125.00 | 7.69 |
| 4 | BIHAR | 629206.00 | 7163686.00 | 7792892.00 | 96.14 | 794975.00 | 8678602.00 | 9473577.00 | 96.45 | 744800.00 | 9048001.00 | 9792801.00 | 97.39 |
| 5 | CHHATTISGARH | 195374.00 | 127500.00 | 322874.00 | 23.56 | 111500.00 | 127500.00 | 239000.00 | 14.25 | 119500.00 | 127500.00 | 247000.00 | 11.22 |
| 6 | GOA | 58400.00 | 47500.00 | 105900.00 | 22.40 | 83400.00 | 55000.00 | 138400.00 | 21.11 | 60000.00 | 150000.00 | 210000.00 | 24.26 |
| 7 | GUJARAT | 226015.00 | 934760.00 | 1160775.00 | 27.89 | 299905.00 | 1016300.00 | 1316205.00 | 25.69 | 878700.00 | 1305215.00 | 2183915.00 | 35.85 |
| 8 | HARYANA | 2064150.00 | 429425.00 | 2493575.00 | 53.73 | 990168.00 | 429425.00 | 1419593.00 | 31.67 | 580000.00 | 1060500.00 | 1640500.00 | 25.11 |
| 9 | HIMACHAL PRADESH | 0.00 | 300000.00 | 300000.00 | 32.04 | 0.00 | 360000.00 | 360000.00 | 27.37 | 0.00 | 450000.00 | 450000.00 | 30.33 |
| 10 | JAMMU & KASHMIR | 0.00 | 661067.00 | 661067.00 | 49.03 | 0.00 | 621650.00 | 621650.00 | 43.43 | 0.00 | 964603.00 | 964603.00 | 45.47 |
| 11 | JHARKHAND | 101000.00 | 1619006.00 | 1720006.00 | 86.86 | 61000.00 | 3218985.00 | 3279985.00 | 94.29 | 54000.00 | 3410000.00 | 3464000.00 | 73.08 |
| 12 | KARNATAKA | 268300.00 | 1610371.00 | 1878671.00 | 30.97 | 344500.00 | 1644097.00 | 1988597.00 | 28.07 | 513000.00 | 1734033.00 | 2247033.00 | 30.84 |
| 13 | KERALA | 217500.00 | 1327213.00 | 1544713.00 | 25.61 | 272000.00 | 1421100.00 | 1693100.00 | 21.84 | 296000.00 | 1562200.00 | 1858200.00 | 21.94 |
| 14 | MADHYA PRADESH | 78754.00 | 650185.00 | 728939.00 | 19.65 | 143138.00 | 537313.00 | 680451.00 | 14.83 | 87090.00 | 534600.00 | 621690.00 | 12.83 |
| 15 | MAHARASHTRA | 187743.00 | 1180475.00 | 1368218.00 | 10.37 | 293886.00 | 1418457.00 | 1712343.00 | 11.05 | 86395.00 | 1616330.00 | 1702725.00 | 10.00 |
| 16 | MANIPUR | 11190.00 | 0.00 | 11190.00 | 1.83 | 0.00 | 0.00 | 0.00 | 0.00 | 0.00 | 0.00 | 0.00 | 0.00 |
| 17 | MEGHALAYA | 541.00 | 0.00 | 541.00 | 0.14 | 600.00 | 12.00 | 612.00 | 0.11 | 600.00 | 13.00 | 613.00 | 0.09 |
| 18 | MIZORAM | ... | ... | ... | ... | ... | ... | ... | ... | ... | ... | ... | ... |
| 19 | NAGALAND | ... | ... | ... | ... | ... | ... | ... | ... | ... | ... | ... | ... |
| 20 | ORISSA | 50000.00 | 950432.00 | 1000432.00 | 19.47 | 80001.00 | 802418.00 | 882419.00 | 13.75 | 50002.00 | 1159869.00 | 1209871.00 | 12.78 |
| 21 | PUNJAB | 92500.00 | 575347.00 | 667847.00 | 25.71 | 27000.00 | 635638.00 | 662638.00 | 23.02 | 11250.00 | 586742.00 | 597992.00 | 12.67 |
| 22 | RAJASTHAN | 73505.00 | 589675.00 | 663180.00 | 23.85 | 33300.00 | 913700.00 | 947000.00 | 26.26 | 37000.00 | 913700.00 | 950700.00 | 24.40 |
| 23 | SIKKIM | ... | ... | ... | ... | ... | ... | ... | ... | ... | ... | ... | ... |
| 24 | TAMIL NADU | 14453.00 | 926804.00 | 941257.00 | 14.82 | 12746.00 | 647170.00 | 659916.00 | 6.24 | 10946.00 | 626422.00 | 637368.00 | 5.53 |
| 25 | TRIPURA | ... | ... | ... | ... | ... | ... | ... | ... | ... | ... | ... | ... |
| 26 | UTTARAKHAND | 577896.00 | 189876.00 | 767772.00 | 57.50 | 282234.00 | 178630.00 | 460864.00 | 37.58 | 80475.00 | 140001.00 | 220476.00 | 19.45 |
| 27 | UTTAR PRADESH | 802980.00 | 712882.00 | 1515862.00 | 19.56 | 624498.00 | 599482.00 | 1223980.00 | 12.63 | 256197.00 | 562481.00 | 818678.00 | 7.20 |
| 28 | WEST BENGAL | 126475.00 | 3114489.00 | 3240964.00 | 41.48 | 354409.00 | 3494288.00 | 3848697.00 | 41.41 | 534100.00 | 6095350.00 | 6629450.00 | 41.90 |
| TOTAL STATES | | 6344436.00 | 26631238.00 | 32975674.00 | 32.25 | 5659938.00 | 30795027.00 | 36454965.00 | 28.70 | 8199730.00 | 32816921.00 | 41016651.00 | 26.86 |
| 29 | A. & N. ISLANDS | ... | ... | ... | ... | ... | ... | ... | ... | ... | ... | ... | ... |
| 30 | CHANDIGARH | 0.00 | 365877.00 | 365877.00 | 47.95 | 0.00 | 335900.00 | 335900.00 | 43.06 | 0.00 | 340000.00 | 340000.00 | 36.97 |
| 31 | DADRA & NAGAR HAVELI | ... | ... | ... | ... | ... | ... | ... | ... | ... | ... | ... | ... |
| 32 | DAMAN & DIU | ... | ... | ... | ... | ... | ... | ... | ... | ... | ... | ... | ... |
| 33 | DELHI | 0.00 | 0.00 | 0.00 | 0.00 | 115000.00 | 0.00 | 115000.00 | 13.07 | 110000.00 | 0.00 | 110000.00 | 10.99 |
| 34 | LAKSHADWEEP | ... | ... | ... | ... | ... | ... | ... | ... | ... | ... | ... | ... |
| 35 | PUDUCHERRY | 35.00 | 0.00 | 35.00 | 0.01 | 520.00 | 0.00 | 520.00 | 0.11 | 275.00 | 0.00 | 275.00 | 0.04 |
| TOTAL U.T. | | 35.00 | 365877.00 | 365912.00 | 19.31 | 115520.00 | 335900.00 | 451420.00 | 19.39 | 110275.00 | 340000.00 | 450275.00 | 16.01 |
| TOTAL (STATE & UTs) | | 6344471.00 | 26997115.00 | 33341586.00 | 32.01 | 5775458.00 | 31130927.00 | 36906385.00 | 28.53 | 8310005.00 | 33156921.00 | 41466926.00 | 26.66 |

STATEMENT NO. (14): PLAN & NON-PLAN BUDGETED EXPENDITURE ON UNIVERSITY/DL/SCHOLARSHIPS (Sub-head wise)

ACCOUNT: REVENUE ACCOUNT
PROGRAM: GOVERNMENT COLLEGES

(RUPEES IN THOUSANDS)

| SL. NO. | STATE/UNION TERRITORY | 2007-08(ACTUALS) | | | | 2008-09(R.E.) | | | | 2009-10(B.E.) | | | |
|---------------------|-----------------------|------------------|-------------|-------------|----------------------------------|---------------|-------------|-------------|----------------------------------|---------------|-------------|-------------|----------------------------------|
| | | PLAN | NON-PLAN | TOTAL | % AGE TO TOTAL EXP. ON UNV. EDN. | PLAN | NON-PLAN | TOTAL | % AGE TO TOTAL EXP. ON UNV. EDN. | PLAN | NON-PLAN | TOTAL | % AGE TO TOTAL EXP. ON UNV. EDN. |
| 1 | ANDHRA PRADESH | 38849.00 | 3285027.00 | 3323876.00 | 31.42 | 102423.00 | 4582780.00 | 4685203.00 | 35.19 | 89964.00 | 5216994.00 | 5306958.00 | 37.75 |
| 2 | ARUNACHAL PRADESH | 41275.00 | 0.00 | 41275.00 | 26.79 | 16960.00 | 0.00 | 16960.00 | 8.03 | 21480.00 | 191366.00 | 212846.00 | 76.01 |
| 3 | ASSAM | 0.00 | 2448362.00 | 2448362.00 | 62.72 | 2300.00 | 3073653.00 | 3075953.00 | 65.38 | 0.00 | 4121017.00 | 4121017.00 | 69.15 |
| 4 | BIHAR | 110848.00 | 180832.00 | 291680.00 | 3.60 | 117100.00 | 195450.00 | 312550.00 | 3.18 | 0.00 | 236507.00 | 236507.00 | 2.35 |
| 5 | CHHATTISGARH | 235652.00 | 620505.00 | 856157.00 | 62.47 | 481930.00 | 740410.00 | 1222340.00 | 72.89 | 608100.00 | 1121410.00 | 1729510.00 | 78.55 |
| 6 | GOA | 52897.00 | 35675.00 | 88572.00 | 18.74 | 56963.00 | 38900.00 | 95863.00 | 14.62 | 90700.00 | 49950.00 | 140650.00 | 16.25 |
| 7 | GUJARAT | 23781.00 | 231432.00 | 255213.00 | 6.13 | 143425.00 | 231289.00 | 374714.00 | 7.31 | 51650.00 | 283370.00 | 335020.00 | 5.50 |
| 8 | HARYANA | 72261.00 | 614405.00 | 686666.00 | 14.79 | 102124.00 | 1171258.00 | 1273382.00 | 28.41 | 568025.00 | 1535744.00 | 2103769.00 | 32.20 |
| 9 | HIMACHAL PRADESH | 0.00 | 553430.00 | 553430.00 | 59.11 | 0.00 | 858376.00 | 858376.00 | 65.25 | 0.00 | 933177.00 | 933177.00 | 62.90 |
| 10 | JAMMU & KASHMIR | 0.00 | 602960.00 | 602960.00 | 44.72 | 88600.00 | 622335.00 | 710935.00 | 49.66 | 120000.00 | 922582.00 | 1042582.00 | 49.15 |
| 11 | JHARKHAND | 0.00 | 73992.00 | 73992.00 | 3.74 | 0.00 | 100508.00 | 100508.00 | 2.89 | 0.00 | 129730.00 | 129730.00 | 2.74 |
| 12 | KARNATAKA | 273807.00 | 1026041.00 | 1299848.00 | 21.43 | 445971.00 | 1564908.00 | 2010879.00 | 28.38 | 517077.00 | 1157911.00 | 1674988.00 | 22.99 |
| 13 | KERALA | 31209.00 | 847750.00 | 878959.00 | 14.58 | 20900.00 | 1062406.00 | 1083306.00 | 13.97 | 26000.00 | 1138221.00 | 1164221.00 | 13.75 |
| 14 | MADHYA PRADESH | 183232.00 | 2422206.00 | 2605438.00 | 70.22 | 338800.00 | 3141431.00 | 3480231.00 | 75.83 | 193601.00 | 3545056.00 | 3738657.00 | 77.16 |
| 15 | MAHARASHTRA | 58642.00 | 357149.00 | 415791.00 | 3.15 | 38791.00 | 410820.00 | 449611.00 | 2.90 | 8597.00 | 481861.00 | 490458.00 | 2.88 |
| 16 | MANIPUR | 57168.00 | 469422.00 | 526590.00 | 86.31 | 42404.00 | 510067.00 | 552471.00 | 86.69 | 80300.00 | 668565.00 | 748865.00 | 88.97 |
| 17 | MEGHALAYA | 16188.00 | 45463.00 | 61651.00 | 15.77 | 28914.00 | 54766.00 | 83680.00 | 14.92 | 74434.00 | 81436.00 | 155870.00 | 21.72 |
| 18 | MIZORAM | 31713.00 | 138122.00 | 169835.00 | 52.25 | 176051.00 | 164090.00 | 340141.00 | 89.17 | 178447.00 | 226775.00 | 405222.00 | 91.53 |
| 19 | NAGALAND | 3421.00 | 173900.00 | 177321.00 | 76.39 | 9410.00 | 191377.00 | 200787.00 | 77.67 | 27050.00 | 208390.00 | 235440.00 | 72.78 |
| 20 | ORISSA | 10458.00 | 1146365.00 | 1156823.00 | 22.51 | 16254.00 | 1756277.00 | 1772531.00 | 27.61 | 22430.00 | 2149636.00 | 2172066.00 | 22.94 |
| 21 | PUNJAB | 0.00 | 655913.00 | 655913.00 | 25.25 | 10.00 | 878554.00 | 878564.00 | 30.53 | 3550.00 | 864939.00 | 868489.00 | 18.40 |
| 22 | RAJASTHAN | 62526.00 | 1632519.00 | 1695045.00 | 60.96 | 45112.00 | 2046992.00 | 2092104.00 | 58.01 | 46442.00 | 2412924.00 | 2459366.00 | 63.13 |
| 23 | SIKKIM | 47258.00 | 13997.00 | 61255.00 | 100.00 | 57335.00 | 16434.00 | 73769.00 | 100.00 | 62900.00 | 15880.00 | 78780.00 | 100.00 |
| 24 | TAMIL NADU | 10946.00 | 1588881.00 | 1599827.00 | 25.19 | 48377.00 | 2588500.00 | 2636877.00 | 24.95 | 20799.00 | 3308651.00 | 3329450.00 | 28.89 |
| 25 | TRIPURA | 3738.00 | 197710.00 | 201448.00 | 89.73 | 15300.00 | 247205.00 | 262505.00 | 90.08 | 16600.00 | 323030.00 | 339630.00 | 90.63 |
| 26 | UTTARAKHAND | 89598.00 | 286772.00 | 376370.00 | 28.19 | 112626.00 | 300990.00 | 413616.00 | 33.73 | 114618.00 | 475747.00 | 590365.00 | 52.07 |
| 27 | UTTAR PRADESH | 477.00 | 694832.00 | 695309.00 | 8.97 | 50795.00 | 837224.00 | 888019.00 | 9.16 | 52636.00 | 975638.00 | 1028274.00 | 9.05 |
| 28 | WEST BENGAL | 46514.00 | 618146.00 | 664660.00 | 8.51 | 111749.00 | 635819.00 | 747568.00 | 8.04 | 100000.00 | 1186356.00 | 1286356.00 | 8.13 |
| TOTAL STATES | | 1502458.00 | 20961808.00 | 22464266.00 | 21.97 | 2670624.00 | 28022819.00 | 30693443.00 | 24.16 | 3095400.00 | 33962863.00 | 37058263.00 | 24.27 |
| 29 | A. & N. ISLANDS | 36172.00 | 32790.00 | 68962.00 | 84.82 | 63853.00 | 41331.00 | 105184.00 | 89.49 | 62720.00 | 49679.00 | 112399.00 | 90.06 |
| 30 | CHANDIGARH | 26271.00 | 243836.00 | 270107.00 | 35.40 | 24057.00 | 262543.00 | 286600.00 | 36.74 | 16200.00 | 418411.00 | 434611.00 | 47.26 |
| 31 | DADRA & NAGAR HAVELI | ... | ... | ... | ... | ... | ... | ... | ... | ... | ... | ... | ... |
| 32 | DAMAN & DIU | ... | ... | ... | ... | ... | ... | ... | ... | ... | ... | ... | ... |
| 33 | DELHI | 23334.00 | 0.00 | 23334.00 | 4.22 | 18500.00 | 0.00 | 18500.00 | 2.10 | 22740.00 | 0.00 | 22740.00 | 2.27 |
| 34 | LAKSHADWEEP | 5473.00 | 33075.00 | 38548.00 | 100.00 | 23340.00 | 38500.00 | 61840.00 | 100.00 | 22292.00 | 30000.00 | 52292.00 | 100.00 |
| 35 | PUDUCHERRY | 75820.00 | 196611.00 | 272431.00 | 60.90 | 96144.00 | 225443.00 | 321587.00 | 67.94 | 260936.00 | 276342.00 | 537278.00 | 77.38 |
| TOTAL U.T. | | 167070.00 | 506312.00 | 673382.00 | 35.54 | 225894.00 | 567817.00 | 793711.00 | 34.09 | 384888.00 | 774432.00 | 1159320.00 | 41.21 |
| TOTAL (STATE & UTS) | | 1669528.00 | 21468120.00 | 23137648.00 | 22.21 | 2896518.00 | 28590636.00 | 31487154.00 | 24.34 | 3480288.00 | 34737295.00 | 38217583.00 | 24.57 |

STATEMENT NO. (14): PLAN & NON-PLAN BUDGETED EXPENDITURE ON UNIVERSITY/DL/SCHOLARSHIPS (Sub-head wise)

ACCOUNT: REVENUE ACCOUNT
PROGRAM: ASSISTANCE TO NON-GOVT. COLLEGES

(RUPEES IN THOUSANDS)

| SL. NO. | STATE/UNION TERRITORY | 2007-08(ACTUALS) | | | | 2008-09(R.E.) | | | | 2009-10(B.E.) | | | |
|---------------------|-----------------------|------------------|-------------|-------------|----------------------------------|---------------|-------------|-------------|----------------------------------|---------------|-------------|-------------|----------------------------------|
| | | PLAN | NON-PLAN | TOTAL | % AGE TO TOTAL EXP. ON UNV. EDN. | PLAN | NON-PLAN | TOTAL | % AGE TO TOTAL EXP. ON UNV. EDN. | PLAN | NON-PLAN | TOTAL | % AGE TO TOTAL EXP. ON UNV. EDN. |
| 1 | ANDHRA PRADESH | 0.00 | 3507154.00 | 3507154.00 | 33.15 | 0.00 | 3835837.00 | 3835837.00 | 28.81 | 0.00 | 3929214.00 | 3929214.00 | 27.95 |
| 2 | ARUNACHAL PRADESH | 500.00 | 0.00 | 500.00 | 0.32 | 0.00 | 0.00 | 0.00 | 0.00 | 0.00 | 0.00 | 0.00 | 0.00 |
| 3 | ASSAM | 0.00 | 61304.00 | 61304.00 | 1.57 | 85000.00 | 25902.00 | 110902.00 | 2.36 | 80000.00 | 65103.00 | 145103.00 | 2.43 |
| 4 | BIHAR | ... | ... | ... | ... | ... | ... | ... | ... | ... | ... | ... | ... |
| 5 | CHHATTISGARH | 24766.00 | 112343.00 | 137109.00 | 10.00 | 23000.00 | 135000.00 | 158000.00 | 9.42 | 15000.00 | 140000.00 | 155000.00 | 7.04 |
| 6 | GOA | 16100.00 | 259698.00 | 275798.00 | 58.34 | 8000.00 | 287000.00 | 295000.00 | 44.99 | 23389.00 | 480000.00 | 503389.00 | 58.16 |
| 7 | GUJARAT | 4000.00 | 2639068.00 | 2643068.00 | 63.51 | 4000.00 | 3358800.00 | 3362800.00 | 65.63 | 4000.00 | 3472225.00 | 3476225.00 | 57.07 |
| 8 | HARYANA | 0.00 | 1113300.00 | 1113300.00 | 23.99 | 0.00 | 1252000.00 | 1252000.00 | 27.93 | 10000.00 | 2003000.00 | 2013000.00 | 30.81 |
| 9 | HIMACHAL PRADESH | 0.00 | 56048.00 | 56048.00 | 5.99 | 0.00 | 40000.00 | 40000.00 | 3.04 | 0.00 | 40000.00 | 40000.00 | 2.70 |
| 10 | JAMMU & KASHMIR | 0.00 | 83167.00 | 83167.00 | 6.17 | 0.00 | 97680.00 | 97680.00 | 6.82 | 0.00 | 112983.00 | 112983.00 | 5.33 |
| 11 | JHARKHAND | ... | ... | ... | ... | ... | ... | ... | ... | ... | ... | ... | ... |
| 12 | KARNATAKA | 6459.00 | 2760393.00 | 2766852.00 | 45.61 | 7000.00 | 2881280.00 | 2888280.00 | 40.76 | 10000.00 | 2988867.00 | 2998867.00 | 41.16 |
| 13 | KERALA | 2326.00 | 3372258.00 | 3374584.00 | 55.96 | 1000.00 | 4654696.00 | 4655696.00 | 60.05 | 31500.00 | 5015718.00 | 5047218.00 | 59.60 |
| 14 | MADHYA PRADESH | 10383.00 | 270885.00 | 281268.00 | 7.58 | 6942.00 | 309479.00 | 316421.00 | 6.89 | 1800.00 | 352045.00 | 353845.00 | 7.30 |
| 15 | MAHARASHTRA | 95732.00 | 11310859.00 | 11406591.00 | 86.44 | 22200.00 | 13237651.00 | 13259851.00 | 85.58 | 7400.00 | 14802291.00 | 14809691.00 | 87.01 |
| 16 | MANIPUR | 11498.00 | 26518.00 | 38016.00 | 6.23 | 11256.00 | 37950.00 | 49206.00 | 7.72 | 12000.00 | 39755.00 | 51755.00 | 6.15 |
| 17 | MEGHALAYA | 19441.00 | 269503.00 | 288944.00 | 73.93 | 37926.00 | 256766.00 | 294692.00 | 52.54 | 77986.00 | 377940.00 | 455926.00 | 63.52 |
| 18 | MIZORAM | 136295.00 | 0.00 | 136295.00 | 41.93 | 12240.00 | 0.00 | 12240.00 | 3.21 | 11874.00 | 0.00 | 11874.00 | 2.68 |
| 19 | NAGALAND | 10000.00 | 6500.00 | 16500.00 | 7.11 | 10000.00 | 6500.00 | 16500.00 | 6.38 | 20000.00 | 6500.00 | 26500.00 | 8.19 |
| 20 | ORISSA | 667772.00 | 1269060.00 | 1936832.00 | 37.70 | 123112.00 | 3139746.00 | 3262858.00 | 50.83 | 368164.00 | 4886133.00 | 5254297.00 | 55.49 |
| 21 | PUNJAB | 0.00 | 1194305.00 | 1194305.00 | 45.98 | 0.00 | 1187710.00 | 1187710.00 | 41.27 | 0.00 | 3103657.00 | 3103657.00 | 65.74 |
| 22 | RAJASTHAN | 0.00 | 283390.00 | 283390.00 | 10.19 | 0.00 | 388800.00 | 388800.00 | 10.78 | 0.00 | 283800.00 | 283800.00 | 7.28 |
| 23 | SIKKIM | ... | ... | ... | ... | ... | ... | ... | ... | ... | ... | ... | ... |
| 24 | TAMIL NADU | 0.00 | 3707179.00 | 3707179.00 | 58.37 | 0.00 | 7123075.00 | 7123075.00 | 67.39 | 0.00 | 7388339.00 | 7388339.00 | 64.12 |
| 25 | TRIPURA | 0.00 | 0.00 | 0.00 | 0.00 | 0.00 | 300.00 | 300.00 | 0.10 | 0.00 | 300.00 | 300.00 | 0.08 |
| 26 | UTTARAKHAND | 5672.00 | 156876.00 | 162548.00 | 12.17 | 76543.00 | 257131.00 | 333674.00 | 27.21 | 16400.00 | 265150.00 | 281550.00 | 24.83 |
| 27 | UTTAR PRADESH | 171519.00 | 5310396.00 | 5481915.00 | 70.72 | 201902.00 | 5911951.00 | 6113853.00 | 63.08 | 12650.00 | 7598558.00 | 7611208.00 | 66.95 |
| 28 | WEST BENGAL | 28017.00 | 3735832.00 | 3763849.00 | 48.18 | 322200.00 | 4155648.00 | 4477848.00 | 48.17 | 330000.00 | 7275819.00 | 7605819.00 | 48.07 |
| TOTAL STATES | | 1210480.00 | 41506036.00 | 42716516.00 | 41.77 | 952321.00 | 52580902.00 | 53533223.00 | 42.14 | 1032163.00 | 64627397.00 | 65659560.00 | 42.99 |
| 29 | A. & N. ISLANDS | ... | ... | ... | ... | ... | ... | ... | ... | ... | ... | ... | ... |
| 30 | CHANDIGARH | 3399.00 | 121587.00 | 124986.00 | 16.38 | 3500.00 | 152000.00 | 155500.00 | 19.94 | 3000.00 | 140000.00 | 143000.00 | 15.55 |
| 31 | DADRA & NAGAR HAVELI | ... | ... | ... | ... | ... | ... | ... | ... | ... | ... | ... | ... |
| 32 | DAMAN & DIU | ... | ... | ... | ... | ... | ... | ... | ... | ... | ... | ... | ... |
| 33 | DELHI | 21679.00 | 490650.00 | 512329.00 | 92.63 | 46500.00 | 620000.00 | 666500.00 | 75.74 | 47260.00 | 700000.00 | 747260.00 | 74.65 |
| 34 | LAKSHADWEEP | ... | ... | ... | ... | ... | ... | ... | ... | ... | ... | ... | ... |
| 35 | PUDUCHERRY | ... | ... | ... | ... | ... | ... | ... | ... | ... | ... | ... | ... |
| TOTAL U.T. | | 25078.00 | 612237.00 | 637315.00 | 33.63 | 50000.00 | 772000.00 | 822000.00 | 35.30 | 50260.00 | 840000.00 | 890260.00 | 31.64 |
| TOTAL (STATE & UTs) | | 1235558.00 | 42118273.00 | 43353831.00 | 41.62 | 1002321.00 | 53352902.00 | 54355223.00 | 42.02 | 1082423.00 | 65467397.00 | 66549820.00 | 42.79 |

STATEMENT NO. (14): PLAN & NON-PLAN BUDGETED EXPENDITURE ON UNIVERSITY/DL/SCHOLARSHIPS (Sub-head wise)

ACCOUNT: REVENUE ACCOUNT
PROGRAM: SCHOLARSHIPS

(RUPEES IN THOUSANDS)

| NO. | STATE/UNION TERRITORY | 2007-08(ACTUALS) | | | | 2008-09(R. E.) | | | | 2009-10(B. E.) | | | |
|-----|-----------------------|------------------|----------|-----------|----------------------------------|----------------|-----------|-----------|----------------------------------|----------------|-----------|------------|----------------------------------|
| | | PLAN | NON-PLAN | TOTAL | % AGE TO TOTAL EXP. ON UNV. EDN. | PLAN | NON-PLAN | TOTAL | % AGE TO TOTAL EXP. ON UNV. EDN. | PLAN | NON-PLAN | TOTAL | % AGE TO TOTAL EXP. ON UNV. EDN. |
| 1 | ANDHRA PRADESH | 31900.00 | 0.00 | 31900.00 | 0.30 | 30200.00 | 30000.00 | 60200.00 | 0.45 | 277700.00 | 30000.00 | 307700.00 | 2.19 |
| 2 | ARUNACHAL PRADESH | 37316.00 | 0.00 | 37316.00 | 24.22 | 44300.00 | 0.00 | 44300.00 | 20.97 | 45000.00 | 0.00 | 45000.00 | 16.07 |
| 3 | ASSAM | 0.00 | 1389.00 | 1389.00 | 0.04 | 300.00 | 5893.00 | 6193.00 | 0.13 | 300.00 | 5893.00 | 6193.00 | 0.10 |
| 4 | BIHAR | 9007.00 | 251.00 | 9258.00 | 0.68 | 8030.00 | 750.00 | 8780.00 | 0.52 | 9000.00 | 700.00 | 9700.00 | 0.44 |
| 5 | CHHATTISGARH | 9007.00 | 251.00 | 9258.00 | 0.68 | 8030.00 | 750.00 | 8780.00 | 0.52 | 9000.00 | 700.00 | 9700.00 | 0.44 |
| 6 | GOA | ... | ... | ... | ... | ... | ... | ... | ... | ... | ... | ... | ... |
| 7 | GUJARAT | ... | ... | ... | ... | ... | ... | ... | ... | ... | ... | ... | ... |
| 8 | HARYANA | 187177.00 | 6033.00 | 193210.00 | 4.16 | 249970.00 | 9951.00 | 259921.00 | 5.80 | 408700.00 | 7601.00 | 416301.00 | 6.37 |
| 9 | HIMACHAL PRADESH | ... | ... | ... | ... | ... | ... | ... | ... | ... | ... | ... | ... |
| 10 | JAMMU & KASHMIR | 0.00 | 1212.00 | 1212.00 | 0.09 | 0.00 | 1212.00 | 1212.00 | 0.08 | 0.00 | 1212.00 | 1212.00 | 0.06 |
| 11 | JHARKHAND | ... | ... | ... | ... | ... | ... | ... | ... | ... | ... | ... | ... |
| 12 | KARNATAKA | 20872.00 | 2780.00 | 23652.00 | 0.39 | 30000.00 | 3284.00 | 33284.00 | 0.47 | 35000.00 | 3415.00 | 38415.00 | 0.53 |
| 13 | KERALA | 20110.00 | 12285.00 | 32395.00 | 0.54 | 73907.00 | 18546.00 | 92453.00 | 1.19 | 120100.00 | 17796.00 | 137896.00 | 1.63 |
| 14 | MADHYA PRADESH | 3588.00 | 2055.00 | 5643.00 | 0.15 | 6800.00 | 1945.00 | 8745.00 | 0.19 | 16900.00 | 2127.00 | 19027.00 | 0.39 |
| 15 | MAHARASHTRA | 0.00 | 5753.00 | 5753.00 | 0.04 | 62553.00 | 10550.00 | 73103.00 | 0.47 | 7417.00 | 10753.00 | 18170.00 | 0.11 |
| 16 | MANI PUR | 0.00 | 1691.00 | 1691.00 | 0.28 | 220.00 | 2002.00 | 2222.00 | 0.35 | 220.00 | 2002.00 | 2222.00 | 0.26 |
| 17 | MEGHALAYA | 0.00 | 2590.00 | 2590.00 | 0.66 | 100.00 | 18236.00 | 18336.00 | 3.27 | 120.00 | 22653.00 | 22773.00 | 3.17 |
| 18 | MIZORAM | 1200.00 | 3100.00 | 4300.00 | 1.32 | 1250.00 | 3500.00 | 4750.00 | 1.25 | 1250.00 | 4260.00 | 5510.00 | 1.24 |
| 19 | NAGALAND | 0.00 | 17102.00 | 17102.00 | 7.37 | 0.00 | 20868.00 | 20868.00 | 8.07 | 0.00 | 20868.00 | 20868.00 | 6.45 |
| 20 | ORISSA | 2615.00 | 4127.00 | 6742.00 | 0.13 | 84063.00 | 6401.00 | 90464.00 | 1.41 | 33882.00 | 6400.00 | 40282.00 | 0.43 |
| 21 | PUNJAB | 0.00 | 1402.00 | 1402.00 | 0.05 | 0.00 | 3289.00 | 3289.00 | 0.11 | 0.00 | 3950.00 | 3950.00 | 0.08 |
| 22 | RAJASTHAN | 2378.00 | 1897.00 | 4275.00 | 0.15 | 7000.00 | 1100.00 | 8100.00 | 0.22 | 7000.00 | 1050.00 | 8050.00 | 0.21 |
| 23 | SIKKIM | ... | ... | ... | ... | ... | ... | ... | ... | ... | ... | ... | ... |
| 24 | TAMIL NADU | 20809.00 | 13161.00 | 33970.00 | 0.53 | 23587.00 | 18587.00 | 42174.00 | 0.40 | 23587.00 | 18587.00 | 42174.00 | 0.37 |
| 25 | TRIPURA | 5605.00 | 0.00 | 5605.00 | 2.50 | 7000.00 | 0.00 | 7000.00 | 2.40 | 7000.00 | 0.00 | 7000.00 | 1.87 |
| 26 | UTTARAKHAND | 580.00 | 2.00 | 582.00 | 0.04 | 2000.00 | 50.00 | 2050.00 | 0.17 | 1001.00 | 50.00 | 1051.00 | 0.09 |
| 27 | UTTAR PRADESH | 6300.00 | 0.00 | 6300.00 | 0.08 | 9250.00 | 0.00 | 9250.00 | 0.10 | 132601.00 | 0.00 | 132601.00 | 1.17 |
| 28 | WEST BENGAL | 0.00 | 0.00 | 0.00 | 0.00 | 0.00 | 43.00 | 43.00 | 0.00 | 0.00 | 48.00 | 48.00 | 0.00 |
| | TOTAL STATES | 349457.00 | 76830.00 | 426287.00 | 0.42 | 640530.00 | 156207.00 | 796737.00 | 0.63 | 1126778.00 | 159365.00 | 1286143.00 | 0.84 |
| 29 | A. & N. ISLANDS | 448.00 | 11891.00 | 12339.00 | 15.18 | 350.00 | 12000.00 | 12350.00 | 10.51 | 400.00 | 12000.00 | 12400.00 | 9.94 |
| 30 | CHANDIGARH | ... | ... | ... | ... | ... | ... | ... | ... | ... | ... | ... | ... |
| 31 | DADRA & NAGAR HAVELI | ... | ... | ... | ... | ... | ... | ... | ... | ... | ... | ... | ... |
| 32 | DAMAN & DIU | ... | ... | ... | ... | ... | ... | ... | ... | ... | ... | ... | ... |
| 33 | DELHI | ... | ... | ... | ... | ... | ... | ... | ... | ... | ... | ... | ... |
| 34 | LAKSHADWEEP | ... | ... | ... | ... | ... | ... | ... | ... | ... | ... | ... | ... |
| 35 | PUDUCHERRY | 151515.00 | 43.00 | 151558.00 | 33.88 | 148631.00 | 70.00 | 148701.00 | 31.42 | 151701.00 | 50.00 | 151751.00 | 21.86 |
| | TOTAL U. T. | 151963.00 | 11934.00 | 163897.00 | 8.65 | 148981.00 | 12070.00 | 161051.00 | 6.92 | 152101.00 | 12050.00 | 164151.00 | 5.83 |
| | TOTAL (STATE & UTs) | 501420.00 | 88764.00 | 590184.00 | 0.57 | 789511.00 | 168277.00 | 957788.00 | 0.74 | 1278879.00 | 171415.00 | 1450294.00 | 0.93 |

STATEMENT NO. (14): PLAN & NON-PLAN BUDGETED EXPENDITURE ON UNIVERSITY/DL/SCHOLARSHIPS (Sub-head wise)

ACCOUNT: REVENUE ACCOUNT
PROGRAM: OTHER EXPENDITURE

(RUPEES IN THOUSANDS)

| SL. NO. | STATE/UNION TERRITORY | 2007-08(ACTUALS) | | | | 2008-09(R. E.) | | | | 2009-10(B. E.) | | | |
|---------------------|-----------------------|------------------|-----------|------------|----------------------------------|----------------|------------|------------|----------------------------------|----------------|------------|------------|----------------------------------|
| | | PLAN | NON-PLAN | TOTAL | % AGE TO TOTAL EXP. ON UNV. EDN. | PLAN | NON-PLAN | TOTAL | % AGE TO TOTAL EXP. ON UNV. EDN. | PLAN | NON-PLAN | TOTAL | % AGE TO TOTAL EXP. ON UNV. EDN. |
| 1 | ANDHRA PRADESH | 29491.00 | 9188.00 | 38679.00 | 0.37 | 78808.00 | 29916.00 | 108724.00 | 0.82 | 177329.00 | 31565.00 | 208894.00 | 1.49 |
| 2 | ARUNACHAL PRADESH | 2450.00 | 0.00 | 2450.00 | 1.59 | 3332.00 | 0.00 | 3332.00 | 1.58 | 3168.00 | 0.00 | 3168.00 | 1.13 |
| 3 | ASSAM | 8150.00 | 97782.00 | 105932.00 | 2.71 | 16400.00 | 5933.00 | 22333.00 | 0.47 | 125400.00 | 6328.00 | 131728.00 | 2.21 |
| 4 | BIHAR | 0.00 | 12800.00 | 12800.00 | 0.16 | 0.00 | 27246.00 | 27246.00 | 0.28 | 0.00 | 14885.00 | 14885.00 | 0.15 |
| 5 | CHHATTISGARH | 2000.00 | 0.00 | 2000.00 | 0.15 | 2500.00 | 0.00 | 2500.00 | 0.15 | 2500.00 | 0.00 | 2500.00 | 0.11 |
| 6 | GOA | 303.00 | 824.00 | 1127.00 | 0.24 | 86551.00 | 34115.00 | 120666.00 | 18.40 | 1005.00 | 1500.00 | 2505.00 | 0.29 |
| 7 | GUJARAT | 84496.00 | 12622.00 | 97118.00 | 2.33 | 51670.00 | 13600.00 | 65270.00 | 1.27 | 77500.00 | 11345.00 | 88845.00 | 1.46 |
| 8 | HARYANA | 59514.00 | 0.00 | 59514.00 | 1.28 | 83200.00 | 0.00 | 83200.00 | 1.86 | 102800.00 | 0.00 | 102800.00 | 1.57 |
| 9 | HIMACHAL PRADESH | 6456.00 | 20343.00 | 26799.00 | 2.86 | 2218.00 | 54839.00 | 57057.00 | 4.34 | 2606.00 | 57699.00 | 60305.00 | 4.07 |
| 10 | JAMMU & KASHMIR | ... | ... | ... | ... | ... | ... | ... | ... | ... | ... | ... | ... |
| 11 | JHARKHAND | 181000.00 | 0.00 | 181000.00 | 9.14 | 90000.00 | 0.00 | 90000.00 | 2.59 | 1136400.00 | 0.00 | 1136400.00 | 23.97 |
| 12 | KARNATAKA | 19260.00 | 18405.00 | 37665.00 | 0.62 | 65500.00 | 22345.00 | 87845.00 | 1.24 | 244500.00 | 20886.00 | 265386.00 | 3.64 |
| 13 | KERALA | 84230.00 | 55922.00 | 140152.00 | 2.32 | 88501.00 | 61312.00 | 149813.00 | 1.93 | 112300.00 | 64936.00 | 177236.00 | 2.09 |
| 14 | MADHYA PRADESH | 0.00 | 6200.00 | 6200.00 | 0.17 | 0.00 | 2790.00 | 2790.00 | 0.06 | 0.00 | 3400.00 | 3400.00 | 0.07 |
| 15 | MAHARASHTRA | ... | ... | ... | ... | ... | ... | ... | ... | ... | ... | ... | ... |
| 16 | MANIPUR | 7193.00 | 5056.00 | 12249.00 | 2.01 | 8500.00 | 6716.00 | 15216.00 | 2.39 | 12000.00 | 7458.00 | 19458.00 | 2.31 |
| 17 | MEGHALAYA | 33896.00 | 100.00 | 33996.00 | 8.70 | 158100.00 | 325.00 | 158425.00 | 28.24 | 73800.00 | 506.00 | 74306.00 | 10.35 |
| 18 | MIZORAM | ... | ... | ... | ... | ... | ... | ... | ... | ... | ... | ... | ... |
| 19 | NAGALAND | ... | ... | ... | ... | ... | ... | ... | ... | ... | ... | ... | ... |
| 20 | ORISSA | 989376.00 | 500.00 | 989876.00 | 19.27 | 177016.00 | 168002.00 | 345018.00 | 5.37 | 327717.00 | 384951.00 | 712668.00 | 7.53 |
| 21 | PUNJAB | 0.00 | 77313.00 | 77313.00 | 2.98 | 0.00 | 145482.00 | 145482.00 | 5.05 | 0.00 | 145482.00 | 145482.00 | 3.08 |
| 22 | RAJASTHAN | 12640.00 | 85931.00 | 98571.00 | 3.55 | 12490.00 | 105780.00 | 118270.00 | 3.28 | 13290.00 | 122680.00 | 135970.00 | 3.49 |
| 23 | SIKKIM | ... | ... | ... | ... | ... | ... | ... | ... | ... | ... | ... | ... |
| 24 | TAMIL NADU | 1217.00 | 84.00 | 1301.00 | 0.02 | 10200.00 | 1032.00 | 11232.00 | 0.11 | 10200.00 | 1031.00 | 11231.00 | 0.10 |
| 25 | TRIPURA | 0.00 | 130.00 | 130.00 | 0.06 | 0.00 | 120.00 | 120.00 | 0.04 | 0.00 | 155.00 | 155.00 | 0.04 |
| 26 | UTTARAKHAND | 1194.00 | 17400.00 | 18594.00 | 1.39 | 2061.00 | 3708.00 | 5769.00 | 0.47 | 2615.00 | 25470.00 | 28085.00 | 2.48 |
| 27 | UTTAR PRADESH | 0.00 | 8712.00 | 8712.00 | 0.11 | 38477.00 | 1367317.00 | 1405794.00 | 14.50 | 7583.00 | 1711428.00 | 1719011.00 | 15.12 |
| 28 | WEST BENGAL | 63429.00 | 27951.00 | 91380.00 | 1.17 | 106472.00 | 55342.00 | 161814.00 | 1.74 | 133010.00 | 78840.00 | 211850.00 | 1.34 |
| TOTAL STATES | | 1586295.00 | 457263.00 | 2043558.00 | 2.00 | 1081996.00 | 2105920.00 | 3187916.00 | 2.51 | 2565723.00 | 2690545.00 | 5256268.00 | 3.44 |
| 29 | A. & N. ISLANDS | ... | ... | ... | ... | ... | ... | ... | ... | ... | ... | ... | ... |
| 30 | CHANDIGARH | 0.00 | 2000.00 | 2000.00 | 0.26 | 0.00 | 2000.00 | 2000.00 | 0.26 | 0.00 | 2000.00 | 2000.00 | 0.22 |
| 31 | DADRA & NAGAR HAVELI | ... | ... | ... | ... | ... | ... | ... | ... | ... | ... | ... | ... |
| 32 | DAMAN & DIU | ... | ... | ... | ... | ... | ... | ... | ... | ... | ... | ... | ... |
| 33 | DELHI | 175.00 | 0.00 | 175.00 | 0.03 | 43000.00 | 0.00 | 43000.00 | 4.89 | 92200.00 | 0.00 | 92200.00 | 9.21 |
| 34 | LAKSHADWEEP | ... | ... | ... | ... | ... | ... | ... | ... | ... | ... | ... | ... |
| 35 | PUDUCHERRY | 23348.00 | 0.00 | 23348.00 | 5.22 | 2500.00 | 0.00 | 2500.00 | 0.53 | 5000.00 | 0.00 | 5000.00 | 0.72 |
| TOTAL U.T. | | 23523.00 | 2000.00 | 25523.00 | 1.35 | 45500.00 | 2000.00 | 47500.00 | 2.04 | 97200.00 | 2000.00 | 99200.00 | 3.53 |
| TOTAL (STATE & UTs) | | 1609818.00 | 459263.00 | 2069081.00 | 1.99 | 1127496.00 | 2107920.00 | 3235416.00 | 2.50 | 2662923.00 | 2692545.00 | 5355468.00 | 3.44 |

STATEMENT NO. (15): PLAN & NON-PLAN BUDGETED EXPENDITURE ON TECHNICAL EDUCATION

ACCOUNT: REVENUE ACCOUNT
PROGRAM: TOTAL EXPENDITURE

(RUPEES IN THOUSANDS)

| SL. NO. | STATE/UNION TERRITORY | 2007-08(ACTUALS) | | | | 2008-09(R.E.) | | | | 2009-10(B.E.) | | | |
|---------------------|-----------------------|------------------|-------------|-------------|----------------------------------|---------------|-------------|-------------|----------------------------------|---------------|-------------|-------------|----------------------------------|
| | | PLAN | NON-PLAN | TOTAL | % AGE TO TOTAL EXP. ON EDUCATION | PLAN | NON-PLAN | TOTAL | % AGE TO TOTAL EXP. ON EDUCATION | PLAN | NON-PLAN | TOTAL | % AGE TO TOTAL EXP. ON EDUCATION |
| 1 | ANDHRA PRADESH | 806362.00 | 1216461.00 | 2022823.00 | 3.49 | 819250.00 | 1449334.00 | 2268584.00 | 3.10 | 1092255.00 | 1150685.00 | 2242940.00 | 2.57 |
| 2 | ARUNACHAL PRADESH | 1000.00 | 18686.00 | 19686.00 | 0.70 | 675.00 | 27448.00 | 28123.00 | 0.90 | 600.00 | 242187.00 | 242787.00 | 6.52 |
| 3 | ASSAM | 2104.00 | 451869.00 | 453973.00 | 1.62 | 57720.00 | 474298.00 | 532018.00 | 1.44 | 208800.00 | 468332.00 | 677132.00 | 1.55 |
| 4 | BIHAR | 121430.00 | 231541.00 | 352971.00 | 0.70 | 271434.00 | 351537.00 | 622971.00 | 0.93 | 43000.00 | 304348.00 | 347348.00 | 0.44 |
| 5 | CHHATTISGARH | 60380.00 | 171855.00 | 232235.00 | 1.30 | 237190.00 | 255810.00 | 493000.00 | 1.81 | 311340.00 | 343930.00 | 655270.00 | 1.91 |
| 6 | GOA | 126804.00 | 120733.00 | 247537.00 | 6.74 | 153735.00 | 147647.00 | 301382.00 | 5.47 | 170761.00 | 163501.00 | 334262.00 | 5.66 |
| 7 | GUJARAT | 484007.00 | 1052721.00 | 1536728.00 | 2.99 | 1476133.00 | 1114620.00 | 2590753.00 | 4.75 | 1628351.00 | 1180742.00 | 2809093.00 | 4.99 |
| 8 | HARYANA | 721773.00 | 407692.00 | 1129465.00 | 4.21 | 1210000.00 | 958553.00 | 2168553.00 | 5.49 | 1299000.00 | 1577136.00 | 2876136.00 | 5.47 |
| 9 | HIMACHAL PRADESH | 95040.00 | 37396.00 | 132436.00 | 0.91 | 13533.00 | 138833.00 | 152366.00 | 0.80 | 6500.00 | 155448.00 | 161948.00 | 0.79 |
| 10 | JAMMU & KASHMIR | 0.00 | 289380.00 | 289380.00 | 2.64 | 23248.00 | 336735.00 | 359983.00 | 2.42 | 51386.00 | 460018.00 | 511404.00 | 2.49 |
| 11 | JHARKHAND | 806689.00 | 963714.00 | 1770403.00 | 7.55 | 820083.00 | 228999.00 | 1049082.00 | 3.66 | 779500.00 | 275760.00 | 1055260.00 | 2.99 |
| 12 | KARNATAKA | 792341.00 | 825575.00 | 1617916.00 | 2.45 | 538661.00 | 1081904.00 | 1620565.00 | 1.95 | 618077.00 | 947933.00 | 1566010.00 | 1.85 |
| 13 | KERALA | 175283.00 | 1661296.00 | 1836579.00 | 4.15 | 325101.00 | 1978562.00 | 2303663.00 | 4.28 | 443100.00 | 2079124.00 | 2522224.00 | 4.12 |
| 14 | MADHYA PRADESH | 176671.00 | 615945.00 | 792616.00 | 2.23 | 424466.00 | 780928.00 | 1205394.00 | 2.29 | 755505.00 | 854518.00 | 1610023.00 | 2.69 |
| 15 | MAHARASHTRA | 458149.00 | 4264226.00 | 4722375.00 | 3.52 | 734881.00 | 5164019.00 | 5898900.00 | 3.70 | 221360.00 | 6238597.00 | 6459957.00 | 3.41 |
| 16 | MANIPUR | 5663.00 | 26623.00 | 32286.00 | 0.88 | 12800.00 | 33153.00 | 45953.00 | 1.15 | 9300.00 | 37219.00 | 46519.00 | 1.04 |
| 17 | MEGHALAYA | 17758.00 | 19407.00 | 37165.00 | 1.13 | 135500.00 | 16500.00 | 152000.00 | 3.69 | 105000.00 | 25300.00 | 130300.00 | 2.59 |
| 18 | MIZORAM | 33809.00 | 9141.00 | 42950.00 | 1.52 | 32832.00 | 16523.00 | 49355.00 | 1.51 | 30000.00 | 18260.00 | 48260.00 | 1.16 |
| 19 | NAGALAND | 38737.00 | 35387.00 | 74124.00 | 2.21 | 30637.00 | 43385.00 | 74022.00 | 2.12 | 19400.00 | 48479.00 | 67879.00 | 1.84 |
| 20 | ORISSA | 182338.00 | 261392.00 | 443730.00 | 1.50 | 108140.00 | 331101.00 | 439241.00 | 0.99 | 117300.00 | 485356.00 | 602656.00 | 1.11 |
| 21 | PUNJAB | 0.00 | 415149.00 | 415149.00 | 1.58 | 0.00 | 452813.00 | 452813.00 | 1.48 | 20000.00 | 483134.00 | 503134.00 | 1.38 |
| 22 | RAJASTHAN | 135512.00 | 387037.00 | 522549.00 | 0.98 | 136276.00 | 399530.00 | 535806.00 | 0.73 | 89606.00 | 439671.00 | 529277.00 | 0.60 |
| 23 | SIKKIM | 25571.00 | 0.00 | 25571.00 | 1.13 | 25180.00 | 0.00 | 25180.00 | 0.92 | 19600.00 | 0.00 | 19600.00 | 0.58 |
| 24 | TAMIL NADU | 78955.00 | 1587500.00 | 1666455.00 | 2.48 | 240300.00 | 1994890.00 | 2235190.00 | 2.44 | 435684.00 | 1864592.00 | 2300276.00 | 2.20 |
| 25 | TRIPURA | 4667.00 | 27355.00 | 32022.00 | 0.65 | 16125.00 | 37880.00 | 54005.00 | 0.91 | 17575.00 | 47060.00 | 64635.00 | 0.82 |
| 26 | UTTARAKHAND | 171412.00 | 264761.00 | 436173.00 | 2.85 | 168329.00 | 230766.00 | 399095.00 | 3.54 | 119734.00 | 300606.00 | 420340.00 | 1.48 |
| 27 | UTTAR PRADESH | 691275.00 | 797212.00 | 1488487.00 | 1.33 | 1330940.00 | 899923.00 | 2230863.00 | 1.65 | 457254.00 | 1050656.00 | 1507910.00 | 0.89 |
| 28 | WEST BENGAL | 740190.00 | 730074.00 | 1470264.00 | 2.23 | 1136337.00 | 892486.00 | 2028823.00 | 2.78 | 1954323.00 | 1565415.00 | 3519738.00 | 3.21 |
| TOTAL STATES | | 6953920.00 | 16890128.00 | 23844048.00 | 2.49 | 10479506.00 | 19838177.00 | 30317683.00 | 2.52 | 11024311.00 | 22808007.00 | 33832318.00 | 2.32 |
| 29 | A. & N. ISLANDS | 39148.00 | 12360.00 | 51508.00 | 4.00 | 50200.00 | 19700.00 | 69900.00 | 3.55 | 54000.00 | 24600.00 | 78600.00 | 3.22 |
| 30 | CHANDIGARH | 56616.00 | 205709.00 | 262325.00 | 11.94 | 51600.00 | 211600.00 | 263200.00 | 10.86 | 39800.00 | 258500.00 | 298300.00 | 10.09 |
| 31 | DADRA & NAGAR HAVELI | 11220.00 | 0.00 | 11220.00 | 3.75 | 17300.00 | 0.00 | 17300.00 | 3.90 | 17400.00 | 0.00 | 17400.00 | 3.08 |
| 32 | DAMAN & DIU | 15657.00 | 3342.00 | 18999.00 | 9.04 | 20400.00 | 5300.00 | 25700.00 | 9.34 | 22400.00 | 6000.00 | 28400.00 | 8.04 |
| 33 | DELHI | 742578.00 | 622798.00 | 1365376.00 | 6.43 | 853500.00 | 1042900.00 | 1896400.00 | 6.56 | 843200.00 | 1308000.00 | 2151200.00 | 6.13 |
| 34 | LAKSHADWEEP | 0.00 | 0.00 | 0.00 | 0.00 | 0.00 | 0.00 | 0.00 | 0.00 | 0.00 | 0.00 | 0.00 | 0.00 |
| 35 | PUDUCHERRY | 181491.00 | 18454.00 | 199945.00 | 8.66 | 268495.00 | 26035.00 | 294530.00 | 8.78 | 339303.00 | 27820.00 | 367123.00 | 10.18 |
| TOTAL U.T. | | 1046710.00 | 862663.00 | 1909373.00 | 6.85 | 1261495.00 | 1305535.00 | 2567030.00 | 6.76 | 1316103.00 | 1624920.00 | 2941023.00 | 6.44 |
| TOTAL (STATE & UTS) | | 8000630.00 | 17752791.00 | 25753421.00 | 2.61 | 11741001.00 | 21143712.00 | 32884713.00 | 2.65 | 12340414.00 | 24432927.00 | 36773341.00 | 2.45 |
| CENTRE TOTAL | | 10667900.00 | 10152718.00 | 20820618.00 | 7.78 | 28852200.00 | 15469500.00 | 44321700.00 | 11.66 | 39020000.00 | 18900200.00 | 57920200.00 | 13.01 |
| GRAND TOTAL | | 18668530.00 | 27905509.00 | 46574039.00 | 3.71 | 40593201.00 | 36613212.00 | 77206413.00 | 4.77 | 51360414.00 | 43333127.00 | 94693541.00 | 4.86 |

STATEMENT NO. (16): PLAN & NON-PLAN BUDGETED EXPENDITURE ON TECHNICAL EDUCATION (Sub-head wise)

ACCOUNT: REVENUE ACCOUNT
PROGRAM: DIRECTION & ADMINISTRATION

(RUPEES IN THOUSANDS)

| SL. NO. | STATE/UNION TERRITORY | 2007-08(ACTUALS) | | | | 2008-09(R.E.) | | | | 2009-10(B.E.) | | | |
|---------------------|-----------------------|------------------|------------|------------|----------------------------------|---------------|------------|------------|----------------------------------|---------------|------------|------------|----------------------------------|
| | | PLAN | NON-PLAN | TOTAL | % AGE TO TOTAL EXP. ON TEC. EDN. | PLAN | NON-PLAN | TOTAL | % AGE TO TOTAL EXP. ON TEC. EDN. | PLAN | NON-PLAN | TOTAL | % AGE TO TOTAL EXP. ON TEC. EDN. |
| 1 | ANDHRA PRADESH | 4354.00 | 35994.00 | 40348.00 | 1.99 | 4450.00 | 37103.00 | 41553.00 | 1.83 | 5752.00 | 44552.00 | 50304.00 | 2.24 |
| 2 | ARUNACHAL PRADESH | 0.00 | 18686.00 | 18686.00 | 94.92 | 100.00 | 27448.00 | 27548.00 | 97.96 | 100.00 | 242187.00 | 242287.00 | 99.79 |
| 3 | ASSAM | 603.00 | 146670.00 | 147273.00 | 32.44 | 1020.00 | 127241.00 | 128261.00 | 24.11 | 166800.00 | 18378.00 | 185178.00 | 27.35 |
| 4 | BIHAR | 30456.00 | 15534.00 | 45990.00 | 13.03 | 6235.00 | 18477.00 | 24712.00 | 3.97 | 0.00 | 26276.00 | 26276.00 | 7.56 |
| 5 | CHHATTISGARH | 0.00 | 8256.00 | 8256.00 | 3.56 | 0.00 | 13640.00 | 13640.00 | 2.77 | 0.00 | 17460.00 | 17460.00 | 2.66 |
| 6 | GOA | ... | ... | ... | ... | ... | ... | ... | ... | ... | ... | ... | ... |
| 7 | GUJARAT | 23334.00 | 42835.00 | 66169.00 | 4.31 | 285957.00 | 38350.00 | 324307.00 | 12.52 | 39265.00 | 40958.00 | 80223.00 | 2.86 |
| 8 | HARYANA | 15286.00 | 22208.00 | 37494.00 | 3.32 | 10000.00 | 29982.00 | 39982.00 | 1.84 | 11900.00 | 38791.00 | 50691.00 | 1.76 |
| 9 | HIMACHAL PRADESH | 6256.00 | 5133.00 | 11389.00 | 8.60 | 0.00 | 15628.00 | 15628.00 | 10.26 | 0.00 | 16520.00 | 16520.00 | 10.20 |
| 10 | JAMMU & KASHMIR | 0.00 | 255213.00 | 255213.00 | 88.19 | 23248.00 | 302777.00 | 326025.00 | 90.57 | 51386.00 | 385972.00 | 437358.00 | 85.52 |
| 11 | JHARKHAND | 99.00 | 963714.00 | 963813.00 | 54.44 | 0.00 | 9528.00 | 9528.00 | 0.91 | 0.00 | 13127.00 | 13127.00 | 1.24 |
| 12 | KARNATAKA | 8774.00 | 39614.00 | 48388.00 | 2.99 | 10421.00 | 42713.00 | 53134.00 | 3.28 | 10503.00 | 41177.00 | 51680.00 | 3.30 |
| 13 | KERALA | 3976.00 | 34965.00 | 38941.00 | 2.12 | 4500.00 | 38261.00 | 42761.00 | 1.86 | 4000.00 | 40058.00 | 44058.00 | 1.76 |
| 14 | MADHYA PRADESH | 362.00 | 22112.00 | 22474.00 | 2.84 | 3200.00 | 31112.00 | 34312.00 | 2.85 | 5000.00 | 33781.00 | 38781.00 | 2.41 |
| 15 | MAHARASHTRA | 12661.00 | 138008.00 | 150669.00 | 3.19 | 1900.00 | 173303.00 | 175203.00 | 2.97 | 633.00 | 189372.00 | 190005.00 | 2.94 |
| 16 | MANIPUR | 455.00 | 1929.00 | 2384.00 | 7.38 | 600.00 | 2200.00 | 2800.00 | 6.09 | 600.00 | 2586.00 | 3186.00 | 6.85 |
| 17 | MEGHALAYA | 2682.00 | 2224.00 | 4906.00 | 13.20 | 3069.00 | 1504.00 | 4573.00 | 3.01 | 4700.00 | 2211.00 | 6911.00 | 5.30 |
| 18 | MIZORAM | 4719.00 | 0.00 | 4719.00 | 10.99 | 7203.00 | 0.00 | 7203.00 | 14.59 | 5750.00 | 0.00 | 5750.00 | 11.91 |
| 19 | NAGALAND | 1699.00 | 3891.00 | 5590.00 | 7.54 | 4925.00 | 7018.00 | 11943.00 | 16.13 | 3900.00 | 7413.00 | 11313.00 | 16.67 |
| 20 | ORISSA | 0.00 | 19862.00 | 19862.00 | 4.48 | 0.00 | 28565.00 | 28565.00 | 6.50 | 0.00 | 32654.00 | 32654.00 | 5.42 |
| 21 | PUNJAB | 0.00 | 23613.00 | 23613.00 | 5.69 | 0.00 | 28903.00 | 28903.00 | 6.38 | 0.00 | 29982.00 | 29982.00 | 5.96 |
| 22 | RAJASTHAN | 0.00 | 27302.00 | 27302.00 | 5.22 | 0.00 | 37767.00 | 37767.00 | 7.05 | 0.00 | 44832.00 | 44832.00 | 8.47 |
| 23 | SIKKIM | 12231.00 | 0.00 | 12231.00 | 47.83 | 25180.00 | 0.00 | 25180.00 | 100.00 | 19600.00 | 0.00 | 19600.00 | 100.00 |
| 24 | TAMIL NADU | 0.00 | 116703.00 | 116703.00 | 7.00 | 0.00 | 175319.00 | 175319.00 | 7.84 | 0.00 | 191364.00 | 191364.00 | 8.32 |
| 25 | TRIPURA | 0.00 | 0.00 | 0.00 | 0.00 | 0.00 | 10000.00 | 10000.00 | 18.52 | 0.00 | 11000.00 | 11000.00 | 17.02 |
| 26 | UTTARAKHAND | 89.00 | 3200.00 | 3289.00 | 0.75 | 30.00 | 5211.00 | 5241.00 | 1.31 | 1472.00 | 5557.00 | 7029.00 | 1.67 |
| 27 | UTTAR PRADESH | 1726.00 | 34599.00 | 36325.00 | 2.44 | 200.00 | 39742.00 | 39942.00 | 1.79 | 0.00 | 51257.00 | 51257.00 | 3.40 |
| 28 | WEST BENGAL | 0.00 | 21904.00 | 21904.00 | 1.49 | 0.00 | 24201.00 | 24201.00 | 1.19 | 0.00 | 35713.00 | 35713.00 | 1.01 |
| TOTAL STATES | | 129762.00 | 2004169.00 | 2133931.00 | 8.95 | 392238.00 | 1265993.00 | 1658231.00 | 5.47 | 331361.00 | 1563178.00 | 1894539.00 | 5.60 |
| 29 | A. & N. ISLANDS | 0.00 | 5751.00 | 5751.00 | 2.19 | 0.00 | 6258.00 | 6258.00 | 2.38 | 100.00 | 10105.00 | 10205.00 | 3.42 |
| 30 | CHANDIGARH | ... | ... | ... | ... | ... | ... | ... | ... | ... | ... | ... | ... |
| 31 | DADRA & NAGAR HAVELI | 11220.00 | 0.00 | 11220.00 | 100.00 | 17300.00 | 0.00 | 17300.00 | 100.00 | 17400.00 | 0.00 | 17400.00 | 100.00 |
| 32 | DAMAN & DIU | 4364.00 | 3342.00 | 7706.00 | 40.56 | 5520.00 | 5300.00 | 10820.00 | 42.10 | 5050.00 | 6000.00 | 11050.00 | 38.91 |
| 33 | DELHI | 23751.00 | 25248.00 | 48999.00 | 3.59 | 27900.00 | 35009.00 | 62909.00 | 3.32 | 27900.00 | 41975.00 | 69875.00 | 3.25 |
| 34 | LAKSHADWEEP | ... | ... | ... | ... | ... | ... | ... | ... | ... | ... | ... | ... |
| 35 | PUDUCHERRY | ... | ... | ... | ... | ... | ... | ... | ... | ... | ... | ... | ... |
| TOTAL U.T. | | 39335.00 | 34341.00 | 73676.00 | 3.86 | 50720.00 | 46567.00 | 97287.00 | 3.79 | 50450.00 | 58080.00 | 108530.00 | 3.69 |
| TOTAL (STATE & UTs) | | 169097.00 | 2038510.00 | 2207607.00 | 8.57 | 442958.00 | 1312560.00 | 1755518.00 | 5.34 | 381811.00 | 1621258.00 | 2003069.00 | 5.45 |

STATEMENT NO. (16): PLAN & NON-PLAN BUDGETED EXPENDITURE ON TECHNICAL EDUCATION (Sub-head wise)

ACCOUNT: REVENUE ACCOUNT
PROGRAM: TECHNICAL SCHOOLS

(RUPEES IN THOUSANDS)

| SL. NO. | STATE/UNION TERRITORY | 2007-08(ACTUALS) | | | | 2008-09(R.E.) | | | | 2009-10(B.E.) | | | |
|---------------------|-----------------------|------------------|------------|------------|----------------------------------|---------------|------------|------------|----------------------------------|---------------|------------|------------|----------------------------------|
| | | PLAN | NON-PLAN | TOTAL | % AGE TO TOTAL EXP. ON TEC. EDN. | PLAN | NON-PLAN | TOTAL | % AGE TO TOTAL EXP. ON TEC. EDN. | PLAN | NON-PLAN | TOTAL | % AGE TO TOTAL EXP. ON TEC. EDN. |
| 1 | ANDHRA PRADESH | ... | ... | ... | ... | ... | ... | ... | ... | ... | ... | ... | ... |
| 2 | ARUNACHAL PRADESH | ... | ... | ... | ... | ... | ... | ... | ... | ... | ... | ... | ... |
| 3 | ASSAM | 616.00 | 9046.00 | 9662.00 | 2.13 | 200.00 | 14558.00 | 14758.00 | 2.77 | 1020.00 | 16931.00 | 17951.00 | 2.65 |
| 4 | BIHAR | 0.00 | 35440.00 | 35440.00 | 10.04 | 0.00 | 37298.00 | 37298.00 | 5.99 | 0.00 | 9359.00 | 9359.00 | 2.69 |
| 5 | CHHATTISGARH | ... | ... | ... | ... | ... | ... | ... | ... | ... | ... | ... | ... |
| 6 | GOA | 54206.00 | 11979.00 | 66185.00 | 26.74 | 62800.00 | 15229.00 | 78029.00 | 25.89 | 64882.00 | 19105.00 | 83987.00 | 25.13 |
| 7 | GUJARAT | 3190.00 | 149977.00 | 153167.00 | 9.97 | 3633.00 | 155150.00 | 158783.00 | 6.13 | 7091.00 | 161815.00 | 168906.00 | 6.01 |
| 8 | HARYANA | ... | ... | ... | ... | ... | ... | ... | ... | ... | ... | ... | ... |
| 9 | HIMACHAL PRADESH | ... | ... | ... | ... | ... | ... | ... | ... | ... | ... | ... | ... |
| 10 | JAMMU & KASHMIR | 0.00 | 34167.00 | 34167.00 | 11.81 | 0.00 | 33958.00 | 33958.00 | 9.43 | 0.00 | 74046.00 | 74046.00 | 14.48 |
| 11 | JHARKHAND | 531.00 | 0.00 | 531.00 | 0.03 | 400.00 | 2054.00 | 2454.00 | 0.23 | 620.00 | 2640.00 | 3260.00 | 0.31 |
| 12 | KARNATAKA | 1.00 | 17038.00 | 17039.00 | 1.05 | 0.00 | 20736.00 | 20736.00 | 1.28 | 0.00 | 21080.00 | 21080.00 | 1.35 |
| 13 | KERALA | 2732.00 | 187217.00 | 189949.00 | 10.34 | 7000.00 | 232786.00 | 239786.00 | 10.41 | 7500.00 | 251045.00 | 258545.00 | 10.34 |
| 14 | MADHYA PRADESH | 0.00 | 203.00 | 203.00 | 0.03 | 0.00 | 0.00 | 0.00 | 0.00 | 0.00 | 0.00 | 0.00 | 0.00 |
| 15 | MAHARASHTRA | 38189.00 | 355676.00 | 393865.00 | 8.34 | 4023.00 | 395830.00 | 399853.00 | 6.78 | 1341.00 | 485352.00 | 486693.00 | 7.53 |
| 16 | MANIPUR | ... | ... | ... | ... | ... | ... | ... | ... | ... | ... | ... | ... |
| 17 | MEGHALAYA | 0.00 | 0.00 | 0.00 | 0.00 | 100050.00 | 0.00 | 100050.00 | 65.82 | 70050.00 | 0.00 | 70050.00 | 53.76 |
| 18 | MIZORAM | ... | ... | ... | ... | ... | ... | ... | ... | ... | ... | ... | ... |
| 19 | NAGALAND | ... | ... | ... | ... | ... | ... | ... | ... | ... | ... | ... | ... |
| 20 | ORISSA | 0.00 | 1352.00 | 1352.00 | 0.30 | 0.00 | 2760.00 | 2760.00 | 0.63 | 0.00 | 2744.00 | 2744.00 | 0.46 |
| 21 | PUNJAB | ... | ... | ... | ... | ... | ... | ... | ... | ... | ... | ... | ... |
| 22 | RAJASTHAN | 34431.00 | 232235.00 | 266666.00 | 51.03 | 54275.00 | 279763.00 | 334038.00 | 62.34 | 64100.00 | 312839.00 | 376939.00 | 71.22 |
| 23 | SIKKIM | ... | ... | ... | ... | ... | ... | ... | ... | ... | ... | ... | ... |
| 24 | TAMIL NADU | ... | ... | ... | ... | ... | ... | ... | ... | ... | ... | ... | ... |
| 25 | TRIPURA | 1552.00 | 21971.00 | 23523.00 | 73.46 | 7200.00 | 20170.00 | 27370.00 | 50.68 | 7775.00 | 25825.00 | 33600.00 | 51.98 |
| 26 | UTTARAKHAND | ... | ... | ... | ... | ... | ... | ... | ... | ... | ... | ... | ... |
| 27 | UTTAR PRADESH | 0.00 | 3106.00 | 3106.00 | 0.21 | 0.00 | 4565.00 | 4565.00 | 0.20 | 0.00 | 4869.00 | 4869.00 | 0.32 |
| 28 | WEST BENGAL | 913.00 | 50132.00 | 51045.00 | 3.47 | 1255.00 | 55522.00 | 56777.00 | 2.80 | 3060.00 | 81707.00 | 84767.00 | 2.41 |
| TOTAL STATES | | 136361.00 | 1109539.00 | 1245900.00 | 5.23 | 240836.00 | 1270379.00 | 1511215.00 | 4.98 | 227439.00 | 1469357.00 | 1696796.00 | 5.02 |
| 29 | A. & N. ISLANDS | ... | ... | ... | ... | ... | ... | ... | ... | ... | ... | ... | ... |
| 30 | CHANDIGARH | ... | ... | ... | ... | ... | ... | ... | ... | ... | ... | ... | ... |
| 31 | DADRA & NAGAR HAVELI | ... | ... | ... | ... | ... | ... | ... | ... | ... | ... | ... | ... |
| 32 | DAMAN & DIU | ... | ... | ... | ... | ... | ... | ... | ... | ... | ... | ... | ... |
| 33 | DELHI | ... | ... | ... | ... | ... | ... | ... | ... | ... | ... | ... | ... |
| 34 | LAKSHADWEEP | ... | ... | ... | ... | ... | ... | ... | ... | ... | ... | ... | ... |
| 35 | PUDUCHERRY | 0.00 | 4979.00 | 4979.00 | 2.49 | 0.00 | 8245.00 | 8245.00 | 2.80 | 0.00 | 7491.00 | 7491.00 | 2.04 |
| TOTAL U.T. | | 0.00 | 4979.00 | 4979.00 | 0.26 | 0.00 | 8245.00 | 8245.00 | 0.32 | 0.00 | 7491.00 | 7491.00 | 0.25 |
| TOTAL (STATE & UTs) | | 136361.00 | 1114518.00 | 1250879.00 | 4.86 | 240836.00 | 1278624.00 | 1519460.00 | 4.62 | 227439.00 | 1476848.00 | 1704287.00 | 4.64 |

..NICNET..

STATEMENT NO. (16): PLAN & NON-PLAN BUDGETED EXPENDITURE ON TECHNICAL EDUCATION (Sub-head wise)

ACCOUNT: REVENUE ACCOUNT
PROGRAM: POLYTECHNICS

(RUPEES IN THOUSANDS)

| SL. NO. | STATE/UNION TERRITORY | 2007-08 (ACTUALS) | | | | 2008-09 (R. E.) | | | | 2009-10 (B. E.) | | | |
|---------------------|-----------------------|-------------------|------------|------------|----------------------------------|-----------------|------------|-------------|----------------------------------|-----------------|------------|-------------|----------------------------------|
| | | PLAN | NON-PLAN | TOTAL | % AGE TO TOTAL EXP. ON TEC. EDN. | PLAN | NON-PLAN | TOTAL | % AGE TO TOTAL EXP. ON TEC. EDN. | PLAN | NON-PLAN | TOTAL | % AGE TO TOTAL EXP. ON TEC. EDN. |
| 1 | ANDHRA PRADESH | 609358.00 | 812927.00 | 1422285.00 | 70.31 | 320300.00 | 990004.00 | 1310304.00 | 57.76 | 75894.00 | 1047789.00 | 1123683.00 | 50.10 |
| 2 | ARUNACHAL PRADESH | ... | ... | ... | ... | ... | ... | ... | ... | ... | ... | ... | ... |
| 3 | ASSAM | 6.00 | 193808.00 | 193814.00 | 42.69 | 1600.00 | 198233.00 | 199833.00 | 37.56 | 6000.00 | 260043.00 | 266043.00 | 39.29 |
| 4 | BIHAR | 19720.00 | 107823.00 | 127543.00 | 36.13 | 65069.00 | 133498.00 | 198567.00 | 31.87 | 5000.00 | 150665.00 | 155665.00 | 44.82 |
| 5 | CHHATTISGARH | 18579.00 | 100419.00 | 118998.00 | 51.24 | 145790.00 | 153990.00 | 299780.00 | 60.81 | 205240.00 | 198740.00 | 403980.00 | 61.65 |
| 6 | GOA | 43740.00 | 43473.00 | 87213.00 | 35.23 | 54510.00 | 43080.00 | 97590.00 | 32.38 | 58864.00 | 56766.00 | 115630.00 | 34.59 |
| 7 | GUJARAT | 220628.00 | 466530.00 | 687158.00 | 44.72 | 563746.00 | 500850.00 | 1064596.00 | 41.09 | 642420.00 | 529097.00 | 1171517.00 | 41.70 |
| 8 | HARYANA | 403900.00 | 216195.00 | 620095.00 | 54.90 | 635000.00 | 397640.00 | 1032640.00 | 47.62 | 847100.00 | 613742.00 | 1460842.00 | 50.79 |
| 9 | HIMACHAL PRADESH | 68856.00 | 32263.00 | 101119.00 | 76.35 | 7533.00 | 98567.00 | 106100.00 | 69.63 | 500.00 | 106835.00 | 107335.00 | 66.28 |
| 10 | JAMMU & KASHMIR | ... | ... | ... | ... | ... | ... | ... | ... | ... | ... | ... | ... |
| 11 | JHARKHAND | 8769.00 | 0.00 | 8769.00 | 0.50 | 3400.00 | 131086.00 | 134486.00 | 12.82 | 9920.00 | 161594.00 | 171514.00 | 16.25 |
| 12 | KARNATAKA | 117578.00 | 433226.00 | 550804.00 | 34.04 | 255117.00 | 637580.00 | 892697.00 | 55.09 | 250023.00 | 483894.00 | 733917.00 | 46.87 |
| 13 | KERALA | 23949.00 | 524797.00 | 548746.00 | 29.88 | 32231.00 | 650971.00 | 683202.00 | 29.66 | 26000.00 | 683835.00 | 709835.00 | 28.39 |
| 14 | MADHYA PRADESH | 107758.00 | 341332.00 | 449090.00 | 56.66 | 281203.00 | 443585.00 | 724788.00 | 60.13 | 219703.00 | 489606.00 | 709309.00 | 44.06 |
| 15 | MAHARASHTRA | 29082.00 | 737596.00 | 766678.00 | 16.24 | 107749.00 | 926251.00 | 1034000.00 | 17.53 | 35916.00 | 1035014.00 | 1070930.00 | 16.58 |
| 16 | MANIPUR | 5208.00 | 24641.00 | 29849.00 | 92.45 | 7000.00 | 30603.00 | 37603.00 | 81.83 | 8700.00 | 34283.00 | 42983.00 | 92.40 |
| 17 | MEGHALAYA | 10944.00 | 16818.00 | 27762.00 | 74.70 | 28980.00 | 14728.00 | 43708.00 | 28.76 | 23699.00 | 22808.00 | 46507.00 | 35.69 |
| 18 | MIZORAM | 29090.00 | 9141.00 | 38231.00 | 89.01 | 25629.00 | 16523.00 | 42152.00 | 85.41 | 24250.00 | 18260.00 | 42510.00 | 88.09 |
| 19 | NAGALAND | 29682.00 | 24871.00 | 54553.00 | 73.60 | 5100.00 | 28408.00 | 33508.00 | 45.27 | 6000.00 | 31672.00 | 37672.00 | 55.50 |
| 20 | ORISSA | 30178.00 | 99567.00 | 129745.00 | 29.24 | 14939.00 | 133409.00 | 148348.00 | 33.77 | 13502.00 | 151999.00 | 165501.00 | 27.46 |
| 21 | PUNJAB | 0.00 | 238139.00 | 238139.00 | 57.36 | 0.00 | 275703.00 | 275703.00 | 60.89 | 20000.00 | 315037.00 | 335037.00 | 66.59 |
| 22 | RAJASTHAN | ... | ... | ... | ... | ... | ... | ... | ... | ... | ... | ... | ... |
| 23 | SIKKIM | 13340.00 | 0.00 | 13340.00 | 52.17 | 0.00 | 0.00 | 0.00 | 0.00 | 0.00 | 0.00 | 0.00 | 0.00 |
| 24 | TAMIL NADU | 670.00 | 700884.00 | 701554.00 | 42.10 | 43440.00 | 1035626.00 | 1079066.00 | 48.28 | 89874.00 | 1077388.00 | 1167262.00 | 50.74 |
| 25 | TRIPURA | 1432.00 | 0.00 | 1432.00 | 4.47 | 6825.00 | 0.00 | 6825.00 | 12.64 | 7350.00 | 0.00 | 7350.00 | 11.37 |
| 26 | UTTARAKHAND | 16725.00 | 136361.00 | 153086.00 | 35.10 | 26266.00 | 106605.00 | 132871.00 | 33.29 | 52262.00 | 168778.00 | 221040.00 | 52.59 |
| 27 | UTTAR PRADESH | 2474.00 | 422658.00 | 425132.00 | 28.56 | 157225.00 | 515027.00 | 672252.00 | 30.13 | 159450.00 | 649967.00 | 809417.00 | 53.68 |
| 28 | WEST BENGAL | 29805.00 | 363555.00 | 393360.00 | 26.75 | 271300.00 | 409975.00 | 681275.00 | 33.58 | 198500.00 | 597840.00 | 796340.00 | 22.62 |
| TOTAL STATES | | 1841471.00 | 6047024.00 | 7888495.00 | 33.08 | 3059952.00 | 7871942.00 | 10931894.00 | 36.06 | 2986167.00 | 8885652.00 | 11871819.00 | 35.11 |
| 29 | A. & N. ISLANDS | 28491.00 | 12360.00 | 40851.00 | 79.31 | 44359.00 | 19700.00 | 64059.00 | 91.64 | 51400.00 | 24600.00 | 76000.00 | 96.69 |
| 30 | CHANDIGARH | 14216.00 | 44354.00 | 58570.00 | 22.33 | 19200.00 | 47542.00 | 66742.00 | 25.36 | 17300.00 | 72795.00 | 90095.00 | 30.20 |
| 31 | DADRA & NAGAR HAVELI | ... | ... | ... | ... | ... | ... | ... | ... | ... | ... | ... | ... |
| 32 | DAMAN & DIU | 10086.00 | 0.00 | 10086.00 | 53.09 | 13380.00 | 0.00 | 13380.00 | 52.06 | 15650.00 | 0.00 | 15650.00 | 55.11 |
| 33 | DELHI | 55907.00 | 196960.00 | 252867.00 | 18.52 | 51400.00 | 334230.00 | 385630.00 | 20.33 | 53700.00 | 423330.00 | 477030.00 | 22.18 |
| 34 | LAKSHADWEEP | ... | ... | ... | ... | ... | ... | ... | ... | ... | ... | ... | ... |
| 35 | PUDUCHERRY | 44516.00 | 13403.00 | 57919.00 | 28.97 | 109095.00 | 17665.00 | 126760.00 | 43.04 | 129301.00 | 20169.00 | 149470.00 | 40.71 |
| TOTAL U.T. | | 153216.00 | 267077.00 | 420293.00 | 22.01 | 237434.00 | 419137.00 | 656571.00 | 25.58 | 267351.00 | 540894.00 | 808245.00 | 27.48 |
| TOTAL (STATE & UTs) | | 1994687.00 | 6314101.00 | 8308788.00 | 32.26 | 3297386.00 | 8291079.00 | 11588465.00 | 35.24 | 3253518.00 | 9426546.00 | 12680064.00 | 34.50 |

..NICNET..

STATEMENT NO. (16): PLAN & NON-PLAN BUDGETED EXPENDITURE ON TECHNICAL EDUCATION (Sub-head wise)

ACCOUNT: REVENUE ACCOUNT
PROGRAM: ASSISTANCE TO UNIVERSITIES FOR TECHNICAL EDUCATION

(RUPEES IN THOUSANDS)

| SL. NO. | STATE/UNION TERRITORY | 2007-08(ACTUALS) | | | | 2008-09(R.E.) | | | | 2009-10(B.E.) | | | |
|---------|-----------------------|------------------|------------|------------|----------------------------------|---------------|------------|------------|----------------------------------|---------------|------------|------------|----------------------------------|
| | | PLAN | NON-PLAN | TOTAL | % AGE TO TOTAL EXP. ON TEC. EDN. | PLAN | NON-PLAN | TOTAL | % AGE TO TOTAL EXP. ON TEC. EDN. | PLAN | NON-PLAN | TOTAL | % AGE TO TOTAL EXP. ON TEC. EDN. |
| 1 | ANDHRA PRADESH | 175000.00 | 333796.00 | 508796.00 | 25.15 | 450000.00 | 366362.00 | 816362.00 | 35.99 | 725680.00 | 0.00 | 725680.00 | 32.35 |
| 2 | ARUNACHAL PRADESH | ... | ... | ... | ... | ... | ... | ... | ... | ... | ... | ... | ... |
| 3 | ASSAM | ... | ... | ... | ... | ... | ... | ... | ... | ... | ... | ... | ... |
| 4 | BIHAR | 0.00 | 11600.00 | 11600.00 | 3.29 | 0.00 | 60000.00 | 60000.00 | 9.63 | 0.00 | 20000.00 | 20000.00 | 5.76 |
| 5 | CHHATTISGARH | 16000.00 | 0.00 | 16000.00 | 6.89 | 40000.00 | 0.00 | 40000.00 | 8.11 | 40000.00 | 0.00 | 40000.00 | 6.10 |
| 6 | GOA | ... | ... | ... | ... | ... | ... | ... | ... | ... | ... | ... | ... |
| 7 | GUJARAT | ... | ... | ... | ... | ... | ... | ... | ... | ... | ... | ... | ... |
| 8 | HARYANA | 230000.00 | 0.00 | 230000.00 | 20.36 | 240000.00 | 0.00 | 240000.00 | 11.07 | 200000.00 | 0.00 | 200000.00 | 6.95 |
| 9 | HIMACHAL PRADESH | ... | ... | ... | ... | ... | ... | ... | ... | ... | ... | ... | ... |
| 10 | JAMMU & KASHMIR | ... | ... | ... | ... | ... | ... | ... | ... | ... | ... | ... | ... |
| 11 | JHARKHAND | 35959.00 | 0.00 | 35959.00 | 2.03 | 16748.00 | 0.00 | 16748.00 | 1.60 | 58900.00 | 0.00 | 58900.00 | 5.58 |
| 12 | KARNATAKA | ... | ... | ... | ... | ... | ... | ... | ... | ... | ... | ... | ... |
| 13 | KERALA | 25000.00 | 183589.00 | 208589.00 | 11.36 | 40000.00 | 192984.00 | 232984.00 | 10.11 | 80000.00 | 212000.00 | 292000.00 | 11.68 |
| 14 | MADHYA PRADESH | ... | ... | ... | ... | ... | ... | ... | ... | ... | ... | ... | ... |
| 15 | MAHARASHTRA | 10000.00 | 21377.00 | 31377.00 | 0.66 | 0.00 | 50643.00 | 50643.00 | 0.86 | 0.00 | 53743.00 | 53743.00 | 0.83 |
| 16 | MANIPUR | ... | ... | ... | ... | ... | ... | ... | ... | ... | ... | ... | ... |
| 17 | MEGHALAYA | ... | ... | ... | ... | ... | ... | ... | ... | ... | ... | ... | ... |
| 18 | MIZORAM | ... | ... | ... | ... | ... | ... | ... | ... | ... | ... | ... | ... |
| 19 | NAGALAND | ... | ... | ... | ... | ... | ... | ... | ... | ... | ... | ... | ... |
| 20 | ORISSA | ... | ... | ... | ... | ... | ... | ... | ... | ... | ... | ... | ... |
| 21 | PUNJAB | ... | ... | ... | ... | ... | ... | ... | ... | ... | ... | ... | ... |
| 22 | RAJASTHAN | 38581.00 | 45000.00 | 83581.00 | 15.99 | 5500.00 | 56500.00 | 62000.00 | 11.57 | 15500.00 | 56500.00 | 72000.00 | 13.60 |
| 23 | SIKKIM | ... | ... | ... | ... | ... | ... | ... | ... | ... | ... | ... | ... |
| 24 | TAMIL NADU | 0.00 | 290489.00 | 290489.00 | 17.43 | 1.00 | 245770.00 | 245771.00 | 11.00 | 1.00 | 230770.00 | 230771.00 | 10.03 |
| 25 | TRIPURA | ... | ... | ... | ... | ... | ... | ... | ... | ... | ... | ... | ... |
| 26 | UTTARAKHAND | ... | ... | ... | ... | ... | ... | ... | ... | ... | ... | ... | ... |
| 27 | UTTAR PRADESH | ... | ... | ... | ... | ... | ... | ... | ... | ... | ... | ... | ... |
| 28 | WEST BENGAL | 46908.00 | 143338.00 | 190246.00 | 12.94 | 39760.00 | 176480.00 | 216240.00 | 10.66 | 52000.00 | 439503.00 | 491503.00 | 13.96 |
| | TOTAL STATES | 577448.00 | 1029189.00 | 1606637.00 | 6.74 | 832009.00 | 1148739.00 | 1980748.00 | 6.53 | 1172081.00 | 1012516.00 | 2184597.00 | 6.46 |
| 29 | A. & N. ISLANDS | ... | ... | ... | ... | ... | ... | ... | ... | ... | ... | ... | ... |
| 30 | CHANDIGARH | ... | ... | ... | ... | ... | ... | ... | ... | ... | ... | ... | ... |
| 31 | DADRA & NAGAR HAVELI | ... | ... | ... | ... | ... | ... | ... | ... | ... | ... | ... | ... |
| 32 | DAMAN & DIU | ... | ... | ... | ... | ... | ... | ... | ... | ... | ... | ... | ... |
| 33 | DELHI | ... | ... | ... | ... | ... | ... | ... | ... | ... | ... | ... | ... |
| 34 | LAKSHADWEEP | ... | ... | ... | ... | ... | ... | ... | ... | ... | ... | ... | ... |
| 35 | PUDUCHERRY | ... | ... | ... | ... | ... | ... | ... | ... | ... | ... | ... | ... |
| | TOTAL U.T. | 0.00 | 0.00 | 0.00 | 0.00 | 0.00 | 0.00 | 0.00 | 0.00 | 0.00 | 0.00 | 0.00 | 0.00 |
| | TOTAL (STATE & UTs) | 577448.00 | 1029189.00 | 1606637.00 | 6.24 | 832009.00 | 1148739.00 | 1980748.00 | 6.02 | 1172081.00 | 1012516.00 | 2184597.00 | 5.94 |

STATEMENT NO. (16): PLAN & NON-PLAN BUDGETED EXPENDITURE ON TECHNICAL EDUCATION (Sub-head wise)

ACCOUNT: REVENUE ACCOUNT
PROGRAM: ASSISTANCE TO NON-GOVT. COLLEGES

(RUPEES IN THOUSANDS)

| s. NO. | STATE/UNI ON TERRITORY | 2007-08(ACTUALS) | | | | 2008-09(R. E.) | | | | 2009-10(B. E.) | | | |
|---------------------|------------------------|------------------|------------|------------|----------------------------------|----------------|------------|------------|----------------------------------|----------------|------------|------------|----------------------------------|
| | | PLAN | NON-PLAN | TOTAL | % AGE TO TOTAL EXP. ON TEC. EDN. | PLAN | NON-PLAN | TOTAL | % AGE TO TOTAL EXP. ON TEC. EDN. | PLAN | NON-PLAN | TOTAL | % AGE TO TOTAL EXP. ON TEC. EDN. |
| 1 | ANDHRA PRADESH | 2000.00 | 5529.00 | 7529.00 | 0.37 | 2000.00 | 23861.00 | 25861.00 | 1.14 | 1544.00 | 24272.00 | 25816.00 | 1.15 |
| 2 | ARUNACHAL PRADESH | ... | ... | ... | ... | ... | ... | ... | ... | ... | ... | ... | ... |
| 3 | ASSAM | ... | ... | ... | ... | ... | ... | ... | ... | ... | ... | ... | ... |
| 4 | BIHAR | ... | ... | ... | ... | ... | ... | ... | ... | ... | ... | ... | ... |
| 5 | CHHATTI SGARH | 900.00 | 0.00 | 900.00 | 0.39 | 1000.00 | 0.00 | 1000.00 | 0.20 | 1000.00 | 0.00 | 1000.00 | 0.15 |
| 6 | GOA | ... | ... | ... | ... | ... | ... | ... | ... | ... | ... | ... | ... |
| 7 | GUJARAT | ... | ... | ... | ... | ... | ... | ... | ... | ... | ... | ... | ... |
| 8 | HARYANA | 69673.00 | 103102.00 | 172775.00 | 15.30 | 60000.00 | 313939.00 | 373939.00 | 17.24 | 61000.00 | 560035.00 | 621035.00 | 21.59 |
| 9 | HIMACHAL PRADESH | ... | ... | ... | ... | ... | ... | ... | ... | ... | ... | ... | ... |
| 10 | JAMMU & KASHMIR | ... | ... | ... | ... | ... | ... | ... | ... | ... | ... | ... | ... |
| 11 | JHARKHAND | ... | ... | ... | ... | ... | ... | ... | ... | ... | ... | ... | ... |
| 12 | KARNATAKA | 385521.00 | 273138.00 | 658659.00 | 40.71 | 167500.00 | 323261.00 | 490761.00 | 30.28 | 172000.00 | 336191.00 | 508191.00 | 32.45 |
| 13 | KERALA | 1045.00 | 279795.00 | 280840.00 | 15.29 | 1500.00 | 320651.00 | 322151.00 | 13.98 | 1700.00 | 344613.00 | 346313.00 | 13.73 |
| 14 | MADHYA PRADESH | 36400.00 | 152500.00 | 188900.00 | 23.83 | 63041.00 | 153950.00 | 216991.00 | 18.00 | 456802.00 | 186000.00 | 642802.00 | 39.93 |
| 15 | MAHARASHTRA | 0.00 | 2440984.00 | 2440984.00 | 51.69 | 75000.00 | 2987011.00 | 3062011.00 | 51.91 | 1667.00 | 3818990.00 | 3850687.00 | 59.61 |
| 16 | MANI PUR | ... | ... | ... | ... | ... | ... | ... | ... | ... | ... | ... | ... |
| 17 | MEGHALAYA | ... | ... | ... | ... | ... | ... | ... | ... | ... | ... | ... | ... |
| 18 | MIZORAM | ... | ... | ... | ... | ... | ... | ... | ... | ... | ... | ... | ... |
| 19 | NAGALAND | ... | ... | ... | ... | ... | ... | ... | ... | ... | ... | ... | ... |
| 20 | ORISSA | ... | ... | ... | ... | ... | ... | ... | ... | ... | ... | ... | ... |
| 21 | PUNJAB | ... | ... | ... | ... | ... | ... | ... | ... | ... | ... | ... | ... |
| 22 | RAJASTHAN | 62500.00 | 82500.00 | 145000.00 | 27.75 | 76500.00 | 25500.00 | 102000.00 | 19.04 | 10005.00 | 25500.00 | 35505.00 | 6.71 |
| 23 | SIKKIM | ... | ... | ... | ... | ... | ... | ... | ... | ... | ... | ... | ... |
| 24 | TAMIL NADU | 0.00 | 126291.00 | 126291.00 | 7.58 | 0.00 | 203120.00 | 203120.00 | 9.09 | 0.00 | 186691.00 | 186691.00 | 8.12 |
| 25 | TRIPURA | ... | ... | ... | ... | ... | ... | ... | ... | ... | ... | ... | ... |
| 26 | UTTARAKHAND | 5002.00 | 14000.00 | 19002.00 | 4.36 | 5001.00 | 14000.00 | 19001.00 | 4.76 | 10000.00 | 19000.00 | 29000.00 | 6.90 |
| 27 | UTTAR PRADESH | 0.00 | 166643.00 | 166643.00 | 11.20 | 50001.00 | 170128.00 | 220129.00 | 9.87 | 50000.00 | 170128.00 | 220128.00 | 14.60 |
| 28 | WEST BENGAL | ... | ... | ... | ... | ... | ... | ... | ... | ... | ... | ... | ... |
| TOTAL STATES | | 563041.00 | 3644482.00 | 4207523.00 | 17.65 | 501543.00 | 4535421.00 | 5036964.00 | 16.61 | 765718.00 | 5671420.00 | 6437138.00 | 19.03 |
| 29 | A. & N. ISLANDS | 10657.00 | 0.00 | 10657.00 | 20.69 | 5841.00 | 0.00 | 5841.00 | 8.36 | 2600.00 | 0.00 | 2600.00 | 3.31 |
| 30 | CHANDIGARH | ... | ... | ... | ... | ... | ... | ... | ... | ... | ... | ... | ... |
| 31 | DADRA & NAGAR HAVELI | ... | ... | ... | ... | ... | ... | ... | ... | ... | ... | ... | ... |
| 32 | DAMAN & DIU | ... | ... | ... | ... | ... | ... | ... | ... | ... | ... | ... | ... |
| 33 | DELHI | 0.00 | 1709.00 | 1709.00 | 0.13 | 0.00 | 3750.00 | 3750.00 | 0.20 | 0.00 | 3750.00 | 3750.00 | 0.17 |
| 34 | LAKSHADWEEP | ... | ... | ... | ... | ... | ... | ... | ... | ... | ... | ... | ... |
| 35 | PUDUCHERRY | ... | ... | ... | ... | ... | ... | ... | ... | ... | ... | ... | ... |
| TOTAL U. T. | | 10657.00 | 1709.00 | 12366.00 | 0.65 | 5841.00 | 3750.00 | 9591.00 | 0.37 | 2600.00 | 3750.00 | 6350.00 | 0.22 |
| TOTAL (STATE & UTs) | | 573698.00 | 3646191.00 | 4219889.00 | 16.39 | 507384.00 | 4539171.00 | 5046555.00 | 15.35 | 768318.00 | 5675170.00 | 6443488.00 | 17.52 |

... NI CNET ...

STATEMENT NO. (16): PLAN & NON-PLAN BUDGETED EXPENDITURE ON TECHNICAL EDUCATION (Sub-head wise)

ACCOUNT: REVENUE ACCOUNT
PROGRAM: ENGINEERING COLLEGES AND INSTITUTIONS

(RUPEES IN THOUSANDS)

| SL. NO. | STATE/UNION TERRITORY | 2007-08(ACTUALS) | | | | 2008-09(R.E.) | | | | 2009-10(B.E.) | | | |
|---------------------|-----------------------|------------------|------------|------------|----------------------------------|---------------|------------|------------|----------------------------------|---------------|------------|------------|----------------------------------|
| | | PLAN | NON-PLAN | TOTAL | % AGE TO TOTAL EXP. ON TEC. EDN. | PLAN | NON-PLAN | TOTAL | % AGE TO TOTAL EXP. ON TEC. EDN. | PLAN | NON-PLAN | TOTAL | % AGE TO TOTAL EXP. ON TEC. EDN. |
| 1 | ANDHRA PRADESH | 0.00 | 17041.00 | 17041.00 | 0.84 | 0.00 | 18191.00 | 18191.00 | 0.80 | 0.00 | 20572.00 | 20572.00 | 0.92 |
| 2 | ARUNACHAL PRADESH | 1000.00 | 0.00 | 1000.00 | 5.08 | 575.00 | 0.00 | 575.00 | 2.04 | 500.00 | 0.00 | 500.00 | 0.21 |
| 3 | ASSAM | 415.00 | 100734.00 | 101149.00 | 22.28 | 53150.00 | 129716.00 | 182866.00 | 34.37 | 8430.00 | 168430.00 | 176860.00 | 26.12 |
| 4 | BIHAR | 3408.00 | 61158.00 | 64566.00 | 18.29 | 48930.00 | 102264.00 | 151194.00 | 24.27 | 8000.00 | 98048.00 | 106048.00 | 30.53 |
| 5 | CHHATTISGARH | 22175.00 | 52190.00 | 74365.00 | 32.02 | 43900.00 | 75730.00 | 119630.00 | 24.27 | 58800.00 | 115680.00 | 174480.00 | 26.63 |
| 6 | GOA | 28858.00 | 65281.00 | 94139.00 | 38.03 | 36425.00 | 73620.00 | 110045.00 | 36.51 | 47015.00 | 87630.00 | 134645.00 | 40.28 |
| 7 | GUJARAT | 194780.00 | 362032.00 | 556812.00 | 36.23 | 541211.00 | 384660.00 | 925871.00 | 35.74 | 794651.00 | 411102.00 | 1205753.00 | 42.92 |
| 8 | HARYANA | 0.00 | 51001.00 | 51001.00 | 4.52 | 0.00 | 205590.00 | 205590.00 | 9.48 | 0.00 | 360358.00 | 360358.00 | 12.53 |
| 9 | HIMACHAL PRADESH | 14824.00 | 0.00 | 14824.00 | 11.19 | 0.00 | 24638.00 | 24638.00 | 16.17 | 0.00 | 32093.00 | 32093.00 | 19.82 |
| 10 | JAMMU & KASHMIR | ... | ... | ... | ... | ... | ... | ... | ... | ... | ... | ... | ... |
| 11 | JHARKHAND | 8102.00 | 0.00 | 8102.00 | 0.46 | 11000.00 | 86231.00 | 97231.00 | 9.27 | 9300.00 | 98299.00 | 107599.00 | 10.20 |
| 12 | KARNATAKA | 32039.00 | 10224.00 | 42263.00 | 2.61 | 30025.00 | 12232.00 | 42257.00 | 2.61 | 90000.00 | 13019.00 | 103019.00 | 6.58 |
| 13 | KERALA | 78881.00 | 408271.00 | 487152.00 | 26.52 | 150819.00 | 487291.00 | 638110.00 | 27.70 | 93000.00 | 497020.00 | 590020.00 | 23.60 |
| 14 | MADHYA PRADESH | 5616.00 | 94485.00 | 100101.00 | 12.63 | 32500.00 | 144700.00 | 177200.00 | 14.70 | 16500.00 | 138841.00 | 155341.00 | 9.65 |
| 15 | MAHARASHTRA | 264285.00 | 248709.00 | 512994.00 | 10.86 | 109600.00 | 298302.00 | 407902.00 | 6.91 | 36533.00 | 321909.00 | 358442.00 | 5.55 |
| 16 | MANIPUR | ... | ... | ... | ... | ... | ... | ... | ... | ... | ... | ... | ... |
| 17 | MEGHALAYA | ... | ... | ... | ... | ... | ... | ... | ... | ... | ... | ... | ... |
| 18 | MIZORAM | ... | ... | ... | ... | ... | ... | ... | ... | ... | ... | ... | ... |
| 19 | NAGALAND | ... | ... | ... | ... | ... | ... | ... | ... | ... | ... | ... | ... |
| 20 | ORISSA | 137160.00 | 134380.00 | 271540.00 | 61.19 | 93200.00 | 159867.00 | 253067.00 | 57.61 | 103797.00 | 284959.00 | 388756.00 | 64.51 |
| 21 | PUNJAB | ... | ... | ... | ... | ... | ... | ... | ... | ... | ... | ... | ... |
| 22 | RAJASTHAN | ... | ... | ... | ... | ... | ... | ... | ... | ... | ... | ... | ... |
| 23 | SIKKIM | ... | ... | ... | ... | ... | ... | ... | ... | ... | ... | ... | ... |
| 24 | TAMIL NADU | 54344.00 | 242117.00 | 296461.00 | 17.79 | 142697.00 | 186486.00 | 329183.00 | 14.73 | 296808.00 | 27640.00 | 324448.00 | 14.10 |
| 25 | TRIPURA | 80.00 | 3000.00 | 3080.00 | 9.62 | 0.00 | 4000.00 | 4000.00 | 7.41 | 0.00 | 5500.00 | 5500.00 | 8.51 |
| 26 | UTTARAKHAND | 146646.00 | 100988.00 | 247634.00 | 56.77 | 136032.00 | 93964.00 | 229996.00 | 57.63 | 55000.00 | 90500.00 | 145500.00 | 34.61 |
| 27 | UTTAR PRADESH | 687075.00 | 150833.00 | 837908.00 | 56.29 | 1123514.00 | 150013.00 | 1273527.00 | 57.09 | 246004.00 | 150562.00 | 396566.00 | 26.30 |
| 28 | WEST BENGAL | 29458.00 | 116613.00 | 146071.00 | 9.94 | 68010.00 | 132132.00 | 200142.00 | 9.86 | 76510.00 | 271455.00 | 347965.00 | 9.89 |
| TOTAL STATES | | 1709146.00 | 2219057.00 | 3928203.00 | 16.47 | 2621588.00 | 2769627.00 | 5391215.00 | 17.78 | 1940848.00 | 3193617.00 | 5134465.00 | 15.19 |
| 29 | A. & N. ISLANDS | ... | ... | ... | ... | ... | ... | ... | ... | ... | ... | ... | ... |
| 30 | CHANDIGARH | 42400.00 | 155604.00 | 198004.00 | 75.48 | 32400.00 | 157800.00 | 190200.00 | 72.26 | 22400.00 | 175600.00 | 198000.00 | 66.38 |
| 31 | DADRA & NAGAR HAVELI | ... | ... | ... | ... | ... | ... | ... | ... | ... | ... | ... | ... |
| 32 | DAMAN & DIU | ... | ... | ... | ... | ... | ... | ... | ... | ... | ... | ... | ... |
| 33 | DELHI | 526190.00 | 168597.00 | 694787.00 | 50.89 | 638200.00 | 295840.00 | 934040.00 | 49.25 | 604200.00 | 338510.00 | 942710.00 | 43.82 |
| 34 | LAKSHADWEEP | ... | ... | ... | ... | ... | ... | ... | ... | ... | ... | ... | ... |
| 35 | PUDUCHERRY | 90200.00 | 0.00 | 90200.00 | 45.11 | 151900.00 | 0.00 | 151900.00 | 51.57 | 195002.00 | 0.00 | 195002.00 | 53.12 |
| TOTAL U.T. | | 658790.00 | 324201.00 | 982991.00 | 51.48 | 822500.00 | 453640.00 | 1276140.00 | 49.71 | 821602.00 | 514110.00 | 1335712.00 | 45.42 |
| TOTAL (STATE & UTs) | | 2367936.00 | 2543258.00 | 4911194.00 | 19.07 | 3444088.00 | 3223267.00 | 6667355.00 | 20.27 | 2762450.00 | 3707727.00 | 6470177.00 | 17.61 |

STATEMENT NO. (16): PLAN & NON-PLAN BUDGETED EXPENDITURE ON TECHNICAL EDUCATION (Sub-head wise)

ACCOUNT: REVENUE ACCOUNT
PROGRAM: SCHOLARSHIPS

(RUPEES IN THOUSANDS)

| SL. NO. | STATE/UNION TERRITORY | 2007-08(ACTUALS) | | | | 2008-09(R.E.) | | | | 2009-10(B.E.) | | | |
|---------|-----------------------|------------------|-----------|-----------|----------------------------------|---------------|-----------|-----------|----------------------------------|---------------|-----------|-----------|----------------------------------|
| | | PLAN | NON-PLAN | TOTAL | % AGE TO TOTAL EXP. ON TEC. EDN. | PLAN | NON-PLAN | TOTAL | % AGE TO TOTAL EXP. ON TEC. EDN. | PLAN | NON-PLAN | TOTAL | % AGE TO TOTAL EXP. ON TEC. EDN. |
| 1 | ANDHRA PRADESH | 15048.00 | 11174.00 | 26222.00 | 1.30 | 40000.00 | 13813.00 | 53813.00 | 2.37 | 30880.00 | 13500.00 | 44380.00 | 1.98 |
| 2 | ARUNACHAL PRADESH | ... | ... | ... | ... | ... | ... | ... | ... | ... | ... | ... | ... |
| 3 | ASSAM | 464.00 | 1611.00 | 2075.00 | 0.46 | 1750.00 | 4550.00 | 6300.00 | 1.18 | 1750.00 | 4550.00 | 6300.00 | 0.93 |
| 4 | BIHAR | ... | ... | ... | ... | ... | ... | ... | ... | ... | ... | ... | ... |
| 5 | CHHATTISGARH | 104.00 | 87.00 | 191.00 | 0.08 | 1200.00 | 250.00 | 1450.00 | 0.29 | 1000.00 | 50.00 | 1050.00 | 0.16 |
| 6 | GOA | ... | ... | ... | ... | ... | ... | ... | ... | ... | ... | ... | ... |
| 7 | GUJARAT | ... | ... | ... | ... | ... | ... | ... | ... | ... | ... | ... | ... |
| 8 | HARYANA | 2377.00 | 3751.00 | 6128.00 | 0.54 | 5000.00 | 3751.00 | 8751.00 | 0.40 | 7000.00 | 4000.00 | 11000.00 | 0.38 |
| 9 | HIMACHAL PRADESH | ... | ... | ... | ... | ... | ... | ... | ... | ... | ... | ... | ... |
| 10 | JAMMU & KASHMIR | ... | ... | ... | ... | ... | ... | ... | ... | ... | ... | ... | ... |
| 11 | JHARKHAND | ... | ... | ... | ... | ... | ... | ... | ... | ... | ... | ... | ... |
| 12 | KARNATAKA | 108030.00 | 17726.00 | 125756.00 | 7.77 | 60000.00 | 6505.00 | 66505.00 | 4.10 | 80000.00 | 6765.00 | 86765.00 | 5.54 |
| 13 | KERALA | 0.00 | 0.00 | 0.00 | 0.00 | 1.00 | 100.00 | 101.00 | 0.00 | 105300.00 | 100.00 | 105400.00 | 4.22 |
| 14 | MADHYA PRADESH | 0.00 | 321.00 | 321.00 | 0.04 | 0.00 | 1001.00 | 1001.00 | 0.08 | 0.00 | 700.00 | 700.00 | 0.04 |
| 15 | MAHARASHTRA | 0.00 | 310251.00 | 310251.00 | 6.57 | 74839.00 | 316621.00 | 391460.00 | 6.64 | 24946.00 | 316621.00 | 341567.00 | 5.29 |
| 16 | MANIPUR | 0.00 | 53.00 | 53.00 | 0.16 | 0.00 | 350.00 | 350.00 | 0.76 | 0.00 | 350.00 | 350.00 | 0.75 |
| 17 | MEGHALAYA | 2865.00 | 4.00 | 2869.00 | 7.72 | 1000.00 | 257.00 | 1257.00 | 0.83 | 3500.00 | 269.00 | 3769.00 | 2.89 |
| 18 | MIZORAM | ... | ... | ... | ... | ... | ... | ... | ... | ... | ... | ... | ... |
| 19 | NAGALAND | 5506.00 | 5897.00 | 11403.00 | 15.38 | 13995.00 | 6900.00 | 20895.00 | 28.23 | 7800.00 | 8100.00 | 15900.00 | 23.42 |
| 20 | ORISSA | ... | ... | ... | ... | ... | ... | ... | ... | ... | ... | ... | ... |
| 21 | PUNJAB | 0.00 | 33.00 | 33.00 | 0.01 | 0.00 | 66.00 | 66.00 | 0.01 | 0.00 | 124.00 | 124.00 | 0.02 |
| 22 | RAJASTHAN | ... | ... | ... | ... | ... | ... | ... | ... | ... | ... | ... | ... |
| 23 | SIKKIM | ... | ... | ... | ... | ... | ... | ... | ... | ... | ... | ... | ... |
| 24 | TAMIL NADU | 23014.00 | 12.00 | 23026.00 | 1.38 | 45000.00 | 105.00 | 45105.00 | 2.02 | 45000.00 | 120.00 | 45120.00 | 1.96 |
| 25 | TRIPURA | 234.00 | 0.00 | 234.00 | 0.73 | 600.00 | 0.00 | 600.00 | 1.11 | 600.00 | 0.00 | 600.00 | 0.93 |
| 26 | UTTARAKHAND | ... | ... | ... | ... | ... | ... | ... | ... | ... | ... | ... | ... |
| 27 | UTTAR PRADESH | ... | ... | ... | ... | ... | ... | ... | ... | ... | ... | ... | ... |
| 28 | WEST BENGAL | 0.00 | 0.00 | 0.00 | 0.00 | 150.00 | 121.00 | 271.00 | 0.01 | 2000.00 | 182.00 | 2182.00 | 0.06 |
| | TOTAL STATES | 157642.00 | 350920.00 | 508562.00 | 2.13 | 243535.00 | 354390.00 | 597925.00 | 1.97 | 309776.00 | 355431.00 | 665207.00 | 1.97 |
| 29 | A. & N. ISLANDS | ... | ... | ... | ... | ... | ... | ... | ... | ... | ... | ... | ... |
| 30 | CHANDIGARH | ... | ... | ... | ... | ... | ... | ... | ... | ... | ... | ... | ... |
| 31 | DADRA & NAGAR HAVELI | ... | ... | ... | ... | ... | ... | ... | ... | ... | ... | ... | ... |
| 32 | DAMAN & DIU | ... | ... | ... | ... | ... | ... | ... | ... | ... | ... | ... | ... |
| 33 | DELHI | ... | ... | ... | ... | ... | ... | ... | ... | ... | ... | ... | ... |
| 34 | LAKSHADWEEP | ... | ... | ... | ... | ... | ... | ... | ... | ... | ... | ... | ... |
| 35 | PUDUCHERRY | 0.00 | 72.00 | 72.00 | 0.04 | 0.00 | 125.00 | 125.00 | 0.04 | 0.00 | 160.00 | 160.00 | 0.04 |
| | TOTAL U.T. | 0.00 | 72.00 | 72.00 | 0.00 | 0.00 | 125.00 | 125.00 | 0.00 | 0.00 | 160.00 | 160.00 | 0.01 |
| | TOTAL (STATE & UTs) | 157642.00 | 350992.00 | 508634.00 | 1.98 | 243535.00 | 354515.00 | 598050.00 | 1.82 | 309776.00 | 355591.00 | 665367.00 | 1.81 |

STATEMENT NO. (16): PLAN & NON-PLAN BUDGETED EXPENDITURE ON TECHNICAL EDUCATION (Sub-head wise)

ACCOUNT: REVENUE ACCOUNT
PROGRAM: TRAINING

(RUPEES IN THOUSANDS)

| SL. NO. | STATE/UNION TERRITORY | 2007-08(ACTUALS) | | | | 2008-09(R.E.) | | | | 2009-10(B.E.) | | | |
|---------|-----------------------|------------------|-----------|-----------|----------------------------------|---------------|-----------|-----------|----------------------------------|---------------|-----------|-----------|----------------------------------|
| | | PLAN | NON-PLAN | TOTAL | % AGE TO TOTAL EXP. ON TEC. EDN. | PLAN | NON-PLAN | TOTAL | % AGE TO TOTAL EXP. ON TEC. EDN. | PLAN | NON-PLAN | TOTAL | % AGE TO TOTAL EXP. ON TEC. EDN. |
| 1 | ANDHRA PRADESH | 302.00 | 0.00 | 302.00 | 0.01 | 700.00 | 0.00 | 700.00 | 0.03 | 1544.00 | 0.00 | 1544.00 | 0.07 |
| 2 | ARUNACHAL PRADESH | ... | ... | ... | ... | ... | ... | ... | ... | ... | ... | ... | ... |
| 3 | ASSAM | ... | ... | ... | ... | ... | ... | ... | ... | ... | ... | ... | ... |
| 4 | BIHAR | ... | ... | ... | ... | ... | ... | ... | ... | ... | ... | ... | ... |
| 5 | CHHATTISGARH | ... | ... | ... | ... | ... | ... | ... | ... | ... | ... | ... | ... |
| 6 | GOA | ... | ... | ... | ... | ... | ... | ... | ... | ... | ... | ... | ... |
| 7 | GUJARAT | 717.00 | 0.00 | 717.00 | 0.05 | 1800.00 | 0.00 | 1800.00 | 0.07 | 3000.00 | 10.00 | 3010.00 | 0.11 |
| 8 | HARYANA | 537.00 | 0.00 | 537.00 | 0.05 | 5000.00 | 0.00 | 5000.00 | 0.23 | 1000.00 | 0.00 | 1000.00 | 0.03 |
| 9 | HIMACHAL PRADESH | ... | ... | ... | ... | ... | ... | ... | ... | ... | ... | ... | ... |
| 10 | JAMMU & KASHMIR | ... | ... | ... | ... | ... | ... | ... | ... | ... | ... | ... | ... |
| 11 | JHARKHAND | 17520.00 | 0.00 | 17520.00 | 0.99 | 14000.00 | 0.00 | 14000.00 | 1.33 | 3000.00 | 0.00 | 3000.00 | 0.28 |
| 12 | KARNATAKA | ... | ... | ... | ... | ... | ... | ... | ... | ... | ... | ... | ... |
| 13 | KERALA | 26842.00 | 19903.00 | 46745.00 | 2.55 | 10450.00 | 23645.00 | 34095.00 | 1.48 | 12000.00 | 25043.00 | 37043.00 | 1.48 |
| 14 | MADHYA PRADESH | 0.00 | 0.00 | 0.00 | 0.00 | 1000.00 | 80.00 | 1080.00 | 0.09 | 500.00 | 90.00 | 590.00 | 0.04 |
| 15 | MAHARASHTRA | ... | ... | ... | ... | ... | ... | ... | ... | ... | ... | ... | ... |
| 16 | MANIPUR | ... | ... | ... | ... | ... | ... | ... | ... | ... | ... | ... | ... |
| 17 | MEGHALAYA | ... | ... | ... | ... | ... | ... | ... | ... | ... | ... | ... | ... |
| 18 | MIZORAM | ... | ... | ... | ... | ... | ... | ... | ... | ... | ... | ... | ... |
| 19 | NAGALAND | ... | ... | ... | ... | ... | ... | ... | ... | ... | ... | ... | ... |
| 20 | ORISSA | ... | ... | ... | ... | ... | ... | ... | ... | ... | ... | ... | ... |
| 21 | PUNJAB | ... | ... | ... | ... | ... | ... | ... | ... | ... | ... | ... | ... |
| 22 | RAJASTHAN | ... | ... | ... | ... | ... | ... | ... | ... | ... | ... | ... | ... |
| 23 | SIKKIM | ... | ... | ... | ... | ... | ... | ... | ... | ... | ... | ... | ... |
| 24 | TAMIL NADU | ... | ... | ... | ... | ... | ... | ... | ... | ... | ... | ... | ... |
| 25 | TRIPURA | ... | ... | ... | ... | ... | ... | ... | ... | ... | ... | ... | ... |
| 26 | UTTARAKHAND | ... | ... | ... | ... | ... | ... | ... | ... | ... | ... | ... | ... |
| 27 | UTTAR PRADESH | ... | ... | ... | ... | ... | ... | ... | ... | ... | ... | ... | ... |
| 28 | WEST BENGAL | 5869.00 | 0.00 | 5869.00 | 0.40 | 6642.00 | 0.00 | 6642.00 | 0.33 | 9813.00 | 0.00 | 9813.00 | 0.28 |
| | TOTAL STATES | 51787.00 | 19903.00 | 71690.00 | 0.30 | 39592.00 | 23725.00 | 63317.00 | 0.21 | 30857.00 | 25143.00 | 56000.00 | 0.17 |
| 29 | A. & N. ISLANDS | ... | ... | ... | ... | ... | ... | ... | ... | ... | ... | ... | ... |
| 30 | CHANDIGARH | ... | ... | ... | ... | ... | ... | ... | ... | ... | ... | ... | ... |
| 31 | DADRA & NAGAR HAVELI | ... | ... | ... | ... | ... | ... | ... | ... | ... | ... | ... | ... |
| 32 | DAMAN & DIU | ... | ... | ... | ... | ... | ... | ... | ... | ... | ... | ... | ... |
| 33 | DELHI | 68923.00 | 230284.00 | 299207.00 | 21.91 | 67900.00 | 374071.00 | 441971.00 | 23.31 | 86900.00 | 500435.00 | 587335.00 | 27.30 |
| 34 | LAKSHADWEEP | ... | ... | ... | ... | ... | ... | ... | ... | ... | ... | ... | ... |
| 35 | PUDUCHERRY | ... | ... | ... | ... | ... | ... | ... | ... | ... | ... | ... | ... |
| | TOTAL U.T. | 68923.00 | 230284.00 | 299207.00 | 15.67 | 67900.00 | 374071.00 | 441971.00 | 17.22 | 86900.00 | 500435.00 | 587335.00 | 19.97 |
| | TOTAL (STATE & UTs) | 120710.00 | 250187.00 | 370897.00 | 1.44 | 107492.00 | 397796.00 | 505288.00 | 1.54 | 117757.00 | 525578.00 | 643335.00 | 1.75 |

STATEMENT NO. (16): PLAN & NON-PLAN BUDGETED EXPENDITURE ON TECHNICAL EDUCATION (Sub-head wise)

ACCOUNT: REVENUE ACCOUNT
PROGRAM: OTHER EXPENDITURE

(RUPEES IN THOUSANDS)

| SL. NO. | STATE/UNION TERRITORY | 2007-08(ACTUALS) | | | | 2008-09(R.E.) | | | | 2009-10(B.E.) | | | |
|---------------------|-----------------------|------------------|-----------|------------|----------------------------------|---------------|-----------|------------|----------------------------------|---------------|-----------|------------|----------------------------------|
| | | PLAN | NON-PLAN | TOTAL | % AGE TO TOTAL EXP. ON TEC. EDN. | PLAN | NON-PLAN | TOTAL | % AGE TO TOTAL EXP. ON TEC. EDN. | PLAN | NON-PLAN | TOTAL | % AGE TO TOTAL EXP. ON TEC. EDN. |
| 1 | ANDHRA PRADESH | 300.00 | 0.00 | 300.00 | 0.01 | 1800.00 | 0.00 | 1800.00 | 0.08 | 250961.00 | 0.00 | 250961.00 | 11.19 |
| 2 | ARUNACHAL PRADESH | ... | ... | ... | ... | ... | ... | ... | ... | ... | ... | ... | ... |
| 3 | ASSAM | 0.00 | 0.00 | 0.00 | 0.00 | 0.00 | 0.00 | 0.00 | 0.00 | 24800.00 | 0.00 | 24800.00 | 3.66 |
| 4 | BIHAR | 67846.00 | -14.00 | 67832.00 | 19.22 | 151200.00 | 0.00 | 151200.00 | 24.27 | 30000.00 | 0.00 | 30000.00 | 8.64 |
| 5 | CHHATTISGARH | 2622.00 | 10903.00 | 13525.00 | 5.82 | 5300.00 | 12200.00 | 17500.00 | 3.55 | 5300.00 | 12000.00 | 17300.00 | 2.64 |
| 6 | GOA | 0.00 | 0.00 | 0.00 | 0.00 | 0.00 | 15718.00 | 15718.00 | 5.22 | 0.00 | 0.00 | 0.00 | 0.00 |
| 7 | GUJARAT | 41358.00 | 31347.00 | 72705.00 | 4.73 | 79786.00 | 35610.00 | 115396.00 | 4.45 | 141924.00 | 37760.00 | 179684.00 | 6.40 |
| 8 | HARYANA | 0.00 | 11435.00 | 11435.00 | 1.01 | 255000.00 | 7651.00 | 262651.00 | 12.11 | 171000.00 | 210.00 | 171210.00 | 5.95 |
| 9 | HIMACHAL PRADESH | 5104.00 | 0.00 | 5104.00 | 3.85 | 6000.00 | 0.00 | 6000.00 | 3.94 | 6000.00 | 0.00 | 6000.00 | 3.70 |
| 10 | JAMMU & KASHMIR | ... | ... | ... | ... | ... | ... | ... | ... | ... | ... | ... | ... |
| 11 | JHARKHAND | 735709.00 | 0.00 | 735709.00 | 41.56 | 774535.00 | 100.00 | 774635.00 | 73.84 | 697760.00 | 100.00 | 697860.00 | 66.13 |
| 12 | KARNATAKA | 140398.00 | 34609.00 | 175007.00 | 10.82 | 15598.00 | 38877.00 | 54475.00 | 3.36 | 15551.00 | 45807.00 | 61358.00 | 3.92 |
| 13 | KERALA | 12858.00 | 22759.00 | 35617.00 | 1.94 | 78600.00 | 31873.00 | 110473.00 | 4.80 | 113600.00 | 25410.00 | 139010.00 | 5.56 |
| 14 | MADHYA PRADESH | 26535.00 | 4992.00 | 31527.00 | 3.98 | 43522.00 | 6500.00 | 50022.00 | 4.15 | 57000.00 | 5500.00 | 62500.00 | 3.88 |
| 15 | MAHARASHTRA | 103932.00 | 11625.00 | 115557.00 | 2.45 | 361770.00 | 16058.00 | 377828.00 | 6.41 | 120324.00 | 17596.00 | 137920.00 | 2.13 |
| 16 | MANIPUR | 0.00 | 0.00 | 0.00 | 0.00 | 5200.00 | 0.00 | 5200.00 | 11.32 | 0.00 | 0.00 | 0.00 | 0.00 |
| 17 | MEGHALAYA | 1267.00 | 361.00 | 1628.00 | 4.38 | 2401.00 | 11.00 | 2412.00 | 1.59 | 3051.00 | 12.00 | 3063.00 | 2.35 |
| 18 | MIZORAM | ... | ... | ... | ... | ... | ... | ... | ... | ... | ... | ... | ... |
| 19 | NAGALAND | 1850.00 | 728.00 | 2578.00 | 3.48 | 6617.00 | 1059.00 | 7676.00 | 10.37 | 1700.00 | 1294.00 | 2994.00 | 4.41 |
| 20 | ORISSA | 15000.00 | 6231.00 | 21231.00 | 4.78 | 1.00 | 6500.00 | 6501.00 | 1.48 | 1.00 | 13000.00 | 13001.00 | 2.16 |
| 21 | PUNJAB | 0.00 | 153364.00 | 153364.00 | 36.94 | 0.00 | 148141.00 | 148141.00 | 32.72 | 0.00 | 137991.00 | 137991.00 | 27.43 |
| 22 | RAJASTHAN | ... | ... | ... | ... | ... | ... | ... | ... | ... | ... | ... | ... |
| 23 | SIKKIM | ... | ... | ... | ... | ... | ... | ... | ... | ... | ... | ... | ... |
| 24 | TAMIL NADU | 927.00 | 111004.00 | 111931.00 | 6.72 | 9162.00 | 148464.00 | 157626.00 | 7.05 | 4001.00 | 150619.00 | 154620.00 | 6.72 |
| 25 | TRIPURA | 1369.00 | 2384.00 | 3753.00 | 11.72 | 1500.00 | 3710.00 | 5210.00 | 9.65 | 1850.00 | 4735.00 | 6585.00 | 10.19 |
| 26 | UTTARAKHAND | 2950.00 | 10212.00 | 13162.00 | 3.02 | 1000.00 | 10986.00 | 11986.00 | 3.00 | 1000.00 | 16771.00 | 17771.00 | 4.23 |
| 27 | UTTAR PRADESH | 0.00 | 19373.00 | 19373.00 | 1.30 | 0.00 | 20448.00 | 20448.00 | 0.92 | 1800.00 | 23873.00 | 25673.00 | 1.70 |
| 28 | WEST BENGAL | 627237.00 | 34532.00 | 661769.00 | 45.01 | 749220.00 | 94055.00 | 843275.00 | 41.56 | 1612440.00 | 139015.00 | 1751455.00 | 49.76 |
| TOTAL STATES | | 1787262.00 | 465845.00 | 2253107.00 | 9.45 | 2548212.00 | 597961.00 | 3146173.00 | 10.38 | 3260063.00 | 631693.00 | 3891756.00 | 11.51 |
| 29 | A. & N. ISLANDS | ... | ... | ... | ... | ... | ... | ... | ... | ... | ... | ... | ... |
| 30 | CHANDIGARH | ... | ... | ... | ... | ... | ... | ... | ... | ... | ... | ... | ... |
| 31 | DADRA & NAGAR HAVELI | ... | ... | ... | ... | ... | ... | ... | ... | ... | ... | ... | ... |
| 32 | DAMAN & DIU | 1207.00 | 0.00 | 1207.00 | 6.35 | 1500.00 | 0.00 | 1500.00 | 5.84 | 1700.00 | 0.00 | 1700.00 | 5.99 |
| 33 | DELHI | 67807.00 | 0.00 | 67807.00 | 4.97 | 68100.00 | 0.00 | 68100.00 | 3.59 | 70500.00 | 0.00 | 70500.00 | 3.28 |
| 34 | LAKSHADWEEP | ... | ... | ... | ... | ... | ... | ... | ... | ... | ... | ... | ... |
| 35 | PUDUCHERRY | 46775.00 | 0.00 | 46775.00 | 23.39 | 7500.00 | 0.00 | 7500.00 | 2.55 | 15000.00 | 0.00 | 15000.00 | 4.09 |
| TOTAL U.T. | | 115789.00 | 0.00 | 115789.00 | 6.06 | 77100.00 | 0.00 | 77100.00 | 3.00 | 87200.00 | 0.00 | 87200.00 | 2.96 |
| TOTAL (STATE & UTs) | | 1903051.00 | 465845.00 | 2368896.00 | 9.20 | 2625312.00 | 597961.00 | 3223273.00 | 9.80 | 3347263.00 | 631693.00 | 3978956.00 | 10.83 |

STATEMENT NO. (17): PLAN & NON-PLAN BUDGETED EXPENDITURE ON PHYSICAL EDUCATION

ACCOUNT: REVENUE ACCOUNT
PROGRAM: TOTAL EXPENDITURE

(RUPEES IN THOUSANDS)

| SL. NO. | STATE/UNION TERRITORY | 2007-08(ACTUALS) | | | | 2008-09(R.E.) | | | | 2009-10(B.E.) | | | |
|---------------------|-----------------------|------------------|-----------|------------|----------------------------------|---------------|-----------|------------|----------------------------------|---------------|-----------|------------|----------------------------------|
| | | PLAN | NON-PLAN | TOTAL | % AGE TO TOTAL EXP. ON EDUCATION | PLAN | NON-PLAN | TOTAL | % AGE TO TOTAL EXP. ON EDUCATION | PLAN | NON-PLAN | TOTAL | % AGE TO TOTAL EXP. ON EDUCATION |
| 1 | ANDHRA PRADESH | 0.00 | 13354.00 | 13354.00 | 0.02 | 950.00 | 14778.00 | 15728.00 | 0.02 | 950.00 | 18676.00 | 19626.00 | 0.02 |
| 2 | ARUNACHAL PRADESH | 18046.00 | 7442.00 | 25488.00 | 0.91 | 13713.00 | 24520.00 | 38233.00 | 1.23 | 120000.00 | 41871.00 | 161871.00 | 4.35 |
| 3 | ASSAM | 38.00 | 66175.00 | 66213.00 | 0.24 | 0.00 | 89304.00 | 89304.00 | 0.24 | 0.00 | 110081.00 | 110081.00 | 0.25 |
| 4 | BIHAR | ... | ... | ... | ... | ... | ... | ... | ... | ... | ... | ... | ... |
| 5 | CHHATTISGARH | 0.00 | 2402.00 | 2402.00 | 0.01 | 0.00 | 3940.00 | 3940.00 | 0.01 | 0.00 | 4450.00 | 4450.00 | 0.01 |
| 6 | GOA | 20791.00 | 32742.00 | 53533.00 | 1.46 | 26363.00 | 33011.00 | 59374.00 | 1.08 | 31410.00 | 39800.00 | 71210.00 | 1.21 |
| 7 | GUJARAT | 0.00 | 20054.00 | 20054.00 | 0.04 | 0.00 | 14100.00 | 14100.00 | 0.03 | 0.00 | 16535.00 | 16535.00 | 0.03 |
| 8 | HARYANA | 173400.00 | 23439.00 | 196839.00 | 0.73 | 219520.00 | 32285.00 | 251805.00 | 0.64 | 182000.00 | 37318.00 | 219318.00 | 0.42 |
| 9 | HIMACHAL PRADESH | 0.00 | 2495.00 | 2495.00 | 0.02 | 0.00 | 2719.00 | 2719.00 | 0.01 | 0.00 | 2977.00 | 2977.00 | 0.01 |
| 10 | JAMMU & KASHMIR | 0.00 | 61763.00 | 61763.00 | 0.56 | 0.00 | 52500.00 | 52500.00 | 0.35 | 0.00 | 74160.00 | 74160.00 | 0.36 |
| 11 | JHARKHAND | 0.00 | 0.00 | 0.00 | 0.00 | 0.00 | 6920.00 | 6920.00 | 0.02 | 0.00 | 8766.00 | 8766.00 | 0.02 |
| 12 | KARNATAKA | 0.00 | 1559.00 | 1559.00 | 0.00 | 0.00 | 2853.00 | 2853.00 | 0.00 | 0.00 | 2694.00 | 2694.00 | 0.00 |
| 13 | KERALA | 5838.00 | 3306.00 | 9144.00 | 0.02 | 1500.00 | 5441.00 | 6941.00 | 0.01 | 2000.00 | 5783.00 | 7783.00 | 0.01 |
| 14 | MADHYA PRADESH | ... | ... | ... | ... | ... | ... | ... | ... | ... | ... | ... | ... |
| 15 | MAHARASHTRA | 0.00 | 46330.00 | 46330.00 | 0.03 | 0.00 | 54758.00 | 54758.00 | 0.03 | 0.00 | 71337.00 | 71337.00 | 0.04 |
| 16 | MANIPUR | 785.00 | 21861.00 | 22646.00 | 0.61 | 1000.00 | 16502.00 | 17502.00 | 0.44 | 1500.00 | 19399.00 | 20899.00 | 0.47 |
| 17 | MEGHALAYA | 238.00 | 0.00 | 238.00 | 0.01 | 150.00 | 60.00 | 210.00 | 0.01 | 150.00 | 80.00 | 230.00 | 0.00 |
| 18 | MIZORAM | ... | ... | ... | ... | ... | ... | ... | ... | ... | ... | ... | ... |
| 19 | NAGALAND | ... | ... | ... | ... | ... | ... | ... | ... | ... | ... | ... | ... |
| 20 | ORISSA | 26600.00 | 4463.00 | 31063.00 | 0.11 | 70754.00 | 6969.00 | 77723.00 | 0.17 | 11501.00 | 8301.00 | 19802.00 | 0.04 |
| 21 | PUNJAB | 0.00 | 10327.00 | 10327.00 | 0.04 | 0.00 | 13347.00 | 13347.00 | 0.04 | 0.00 | 14850.00 | 14850.00 | 0.04 |
| 22 | RAJASTHAN | 19958.00 | 20017.00 | 39975.00 | 0.07 | 28750.00 | 36304.00 | 65054.00 | 0.09 | 4600.00 | 44114.00 | 48714.00 | 0.06 |
| 23 | SIKKIM | ... | ... | ... | ... | ... | ... | ... | ... | ... | ... | ... | ... |
| 24 | TAMIL NADU | 18528.00 | 10759.00 | 29287.00 | 0.04 | 44067.00 | 15713.00 | 59780.00 | 0.07 | 100027.00 | 17839.00 | 117866.00 | 0.11 |
| 25 | TRIPURA | 7279.00 | 144522.00 | 151801.00 | 3.07 | 13038.00 | 190332.00 | 203370.00 | 3.41 | 11850.00 | 249754.00 | 261604.00 | 3.34 |
| 26 | UTTARAKHAND | 8794.00 | 44084.00 | 52878.00 | 0.35 | 38893.00 | 43460.00 | 82353.00 | 0.73 | 21500.00 | 57950.00 | 79450.00 | 0.28 |
| 27 | UTTAR PRADESH | 0.00 | 352.00 | 352.00 | 0.00 | 0.00 | 500.00 | 500.00 | 0.00 | 0.00 | 400.00 | 400.00 | 0.00 |
| 28 | WEST BENGAL | 14574.00 | 32494.00 | 47068.00 | 0.07 | 31800.00 | 35541.00 | 67341.00 | 0.09 | 26500.00 | 49328.00 | 75828.00 | 0.07 |
| TOTAL STATES | | 314869.00 | 569940.00 | 884809.00 | 0.09 | 490498.00 | 695857.00 | 1186355.00 | 0.10 | 513988.00 | 896463.00 | 1410451.00 | 0.10 |
| 29 | A. & N. ISLANDS | 1825.00 | 0.00 | 1825.00 | 0.14 | 2650.00 | 0.00 | 2650.00 | 0.13 | 2600.00 | 0.00 | 2600.00 | 0.11 |
| 30 | CHANDIGARH | 49162.00 | 28046.00 | 77208.00 | 3.51 | 46350.00 | 33010.00 | 79360.00 | 3.28 | 51600.00 | 46900.00 | 98500.00 | 3.33 |
| 31 | DADRA & NAGAR HAVELI | ... | ... | ... | ... | ... | ... | ... | ... | ... | ... | ... | ... |
| 32 | DAMAN & DIU | ... | ... | ... | ... | ... | ... | ... | ... | ... | ... | ... | ... |
| 33 | DELHI | 50910.00 | 1068.00 | 51978.00 | 0.24 | 22500.00 | 1715.00 | 24215.00 | 0.08 | 22500.00 | 2260.00 | 24760.00 | 0.07 |
| 34 | LAKSHADWEEP | ... | ... | ... | ... | ... | ... | ... | ... | ... | ... | ... | ... |
| 35 | PUDUCHERRY | 2381.00 | 4637.00 | 7018.00 | 0.30 | 3149.00 | 6913.00 | 10062.00 | 0.30 | 5025.00 | 6938.00 | 11963.00 | 0.33 |
| TOTAL U.T. | | 104278.00 | 33751.00 | 138029.00 | 0.49 | 74649.00 | 41638.00 | 116287.00 | 0.31 | 81725.00 | 56098.00 | 137823.00 | 0.30 |
| TOTAL (STATE & UTs) | | 419147.00 | 603691.00 | 1022838.00 | 0.10 | 565147.00 | 737495.00 | 1302642.00 | 0.11 | 595713.00 | 952561.00 | 1548274.00 | 0.10 |
| CENTRE TOTAL | | ... | ... | 0.00 | 0.00 | ... | ... | 0.00 | 0.00 | ... | ... | 0.00 | 0.00 |
| GRAND TOTAL | | 419147.00 | 603691.00 | 1022838.00 | 0.08 | 565147.00 | 737495.00 | 1302642.00 | 0.08 | 595713.00 | 952561.00 | 1548274.00 | 0.08 |

STATEMENT NO. (18): PLAN & NON-PLAN BUDGETED EXPENDITURE ON PHYSICAL EDUCATION (Sub-head wise)

ACCOUNT: REVENUE ACCOUNT
PROGRAM: PHYSICAL EDUCATION

(RUPEES IN THOUSANDS)

| SL. NO. | STATE/UNION TERRITORY | 2007-08 (ACTUALS) | | | | 2008-09 (R. E.) | | | | 2009-10 (B. E.) | | | |
|---------------------|-----------------------|-------------------|-----------|------------|----------------------------------|-----------------|-----------|------------|----------------------------------|-----------------|-----------|------------|----------------------------------|
| | | PLAN | NON-PLAN | TOTAL | % AGE TO TOTAL EXP. ON PHY. EDN. | PLAN | NON-PLAN | TOTAL | % AGE TO TOTAL EXP. ON PHY. EDN. | PLAN | NON-PLAN | TOTAL | % AGE TO TOTAL EXP. ON PHY. EDN. |
| 1 | ANDHRA PRADESH | 0.00 | 13354.00 | 13354.00 | 100.00 | 950.00 | 14778.00 | 15728.00 | 100.00 | 950.00 | 18676.00 | 19626.00 | 100.00 |
| 2 | ARUNACHAL PRADESH | 18046.00 | 7442.00 | 25488.00 | 100.00 | 13713.00 | 24520.00 | 38233.00 | 100.00 | 120000.00 | 41871.00 | 161871.00 | 100.00 |
| 3 | ASSAM | 38.00 | 66175.00 | 66213.00 | 100.00 | 0.00 | 89304.00 | 89304.00 | 100.00 | 0.00 | 110081.00 | 110081.00 | 100.00 |
| 4 | BIHAR | ... | ... | ... | ... | ... | ... | ... | ... | ... | ... | ... | ... |
| 5 | CHHATTISGARH | 0.00 | 2402.00 | 2402.00 | 100.00 | 0.00 | 3940.00 | 3940.00 | 100.00 | 0.00 | 4450.00 | 4450.00 | 100.00 |
| 6 | GOA | 20791.00 | 32742.00 | 53533.00 | 100.00 | 26363.00 | 33011.00 | 59374.00 | 100.00 | 31410.00 | 39800.00 | 71210.00 | 100.00 |
| 7 | GUJARAT | 0.00 | 20054.00 | 20054.00 | 100.00 | 0.00 | 14100.00 | 14100.00 | 100.00 | 0.00 | 16535.00 | 16535.00 | 100.00 |
| 8 | HARYANA | 173400.00 | 23439.00 | 196839.00 | 100.00 | 219520.00 | 32285.00 | 251805.00 | 100.00 | 182000.00 | 37318.00 | 219318.00 | 100.00 |
| 9 | HIMACHAL PRADESH | 0.00 | 2495.00 | 2495.00 | 100.00 | 0.00 | 2719.00 | 2719.00 | 100.00 | 0.00 | 2977.00 | 2977.00 | 100.00 |
| 10 | JAMMU & KASHMIR | 0.00 | 61763.00 | 61763.00 | 100.00 | 0.00 | 52500.00 | 52500.00 | 100.00 | 0.00 | 74160.00 | 74160.00 | 100.00 |
| 11 | JHARKHAND | 0.00 | 0.00 | 0.00 | 0.00 | 0.00 | 6920.00 | 6920.00 | 100.00 | 0.00 | 8766.00 | 8766.00 | 100.00 |
| 12 | KARNATAKA | 0.00 | 1559.00 | 1559.00 | 100.00 | 0.00 | 2853.00 | 2853.00 | 100.00 | 0.00 | 2694.00 | 2694.00 | 100.00 |
| 13 | KERALA | 5838.00 | 3306.00 | 9144.00 | 100.00 | 1500.00 | 5441.00 | 6941.00 | 100.00 | 2000.00 | 5783.00 | 7783.00 | 100.00 |
| 14 | MADHYA PRADESH | ... | ... | ... | ... | ... | ... | ... | ... | ... | ... | ... | ... |
| 15 | MAHARASHTRA | 0.00 | 46330.00 | 46330.00 | 100.00 | 0.00 | 54758.00 | 54758.00 | 100.00 | 0.00 | 71337.00 | 71337.00 | 100.00 |
| 16 | MANIPUR | 785.00 | 21861.00 | 22646.00 | 100.00 | 1000.00 | 16502.00 | 17502.00 | 100.00 | 1500.00 | 19399.00 | 20899.00 | 100.00 |
| 17 | MEGHALAYA | 238.00 | 0.00 | 238.00 | 100.00 | 150.00 | 60.00 | 210.00 | 100.00 | 150.00 | 80.00 | 230.00 | 100.00 |
| 18 | MIZORAM | ... | ... | ... | ... | ... | ... | ... | ... | ... | ... | ... | ... |
| 19 | NAGALAND | ... | ... | ... | ... | ... | ... | ... | ... | ... | ... | ... | ... |
| 20 | ORISSA | 26600.00 | 4463.00 | 31063.00 | 100.00 | 70754.00 | 6969.00 | 77723.00 | 100.00 | 11501.00 | 8301.00 | 19802.00 | 100.00 |
| 21 | PUNJAB | 0.00 | 10327.00 | 10327.00 | 100.00 | 0.00 | 13347.00 | 13347.00 | 100.00 | 0.00 | 14850.00 | 14850.00 | 100.00 |
| 22 | RAJASTHAN | 19958.00 | 20017.00 | 39975.00 | 100.00 | 28750.00 | 36304.00 | 65054.00 | 100.00 | 4600.00 | 44114.00 | 48714.00 | 100.00 |
| 23 | SIKKIM | ... | ... | ... | ... | ... | ... | ... | ... | ... | ... | ... | ... |
| 24 | TAMIL NADU | 18528.00 | 10759.00 | 29287.00 | 100.00 | 44067.00 | 15713.00 | 59780.00 | 100.00 | 100027.00 | 17839.00 | 117866.00 | 100.00 |
| 25 | TRIPURA | 7279.00 | 144522.00 | 151801.00 | 100.00 | 13038.00 | 190332.00 | 203370.00 | 100.00 | 11850.00 | 249754.00 | 261604.00 | 100.00 |
| 26 | UTTARAKHAND | 8794.00 | 44084.00 | 52878.00 | 100.00 | 38893.00 | 43460.00 | 82353.00 | 100.00 | 21500.00 | 57950.00 | 79450.00 | 100.00 |
| 27 | UTTAR PRADESH | 0.00 | 352.00 | 352.00 | 100.00 | 0.00 | 500.00 | 500.00 | 100.00 | 0.00 | 400.00 | 400.00 | 100.00 |
| 28 | WEST BENGAL | 14574.00 | 32494.00 | 47068.00 | 100.00 | 31800.00 | 35541.00 | 67341.00 | 100.00 | 26500.00 | 49328.00 | 75828.00 | 100.00 |
| TOTAL STATES | | 314869.00 | 569940.00 | 884809.00 | 100.00 | 490498.00 | 695857.00 | 1186355.00 | 100.00 | 513988.00 | 896463.00 | 1410451.00 | 100.00 |
| 29 | A. & N. ISLANDS | 1825.00 | 0.00 | 1825.00 | 100.00 | 2650.00 | 0.00 | 2650.00 | 100.00 | 2600.00 | 0.00 | 2600.00 | 100.00 |
| 30 | CHANDIGARH | 49162.00 | 28046.00 | 77208.00 | 100.00 | 46350.00 | 33010.00 | 79360.00 | 100.00 | 51600.00 | 46900.00 | 98500.00 | 100.00 |
| 31 | DADRA & NAGAR HAVELI | ... | ... | ... | ... | ... | ... | ... | ... | ... | ... | ... | ... |
| 32 | DAMAN & DIU | ... | ... | ... | ... | ... | ... | ... | ... | ... | ... | ... | ... |
| 33 | DELHI | 50910.00 | 1068.00 | 51978.00 | 100.00 | 22500.00 | 1715.00 | 24215.00 | 100.00 | 22500.00 | 2260.00 | 24760.00 | 100.00 |
| 34 | LAKSHADWEEP | ... | ... | ... | ... | ... | ... | ... | ... | ... | ... | ... | ... |
| 35 | PUDUCHERRY | 2381.00 | 4637.00 | 7018.00 | 100.00 | 3149.00 | 6913.00 | 10062.00 | 100.00 | 5025.00 | 6938.00 | 11963.00 | 100.00 |
| TOTAL U.T. | | 104278.00 | 33751.00 | 138029.00 | 100.00 | 74649.00 | 41638.00 | 116287.00 | 100.00 | 81725.00 | 56098.00 | 137823.00 | 100.00 |
| TOTAL (STATE & UTs) | | 419147.00 | 603691.00 | 1022838.00 | 100.00 | 565147.00 | 737495.00 | 1302642.00 | 100.00 | 595713.00 | 952561.00 | 1548274.00 | 100.00 |

STATEMENT NO. (19): PLAN & NON-PLAN BUDGETED EXPENDITURE ON GENERAL

ACCOUNT: REVENUE ACCOUNT
PROGRAM: TOTAL EXPENDITURE

(RUPEES IN THOUSANDS)

| SL. NO. | STATE/UNION TERRITORY | 2007-08(ACTUALS) | | | | 2008-09(R.E.) | | | | 2009-10(B.E.) | | | |
|---------------------|-----------------------|------------------|------------|-------------|----------------------------------|---------------|------------|-------------|----------------------------------|---------------|-------------|-------------|----------------------------------|
| | | PLAN | NON-PLAN | TOTAL | % AGE TO TOTAL EXP. ON EDUCATION | PLAN | NON-PLAN | TOTAL | % AGE TO TOTAL EXP. ON EDUCATION | PLAN | NON-PLAN | TOTAL | % AGE TO TOTAL EXP. ON EDUCATION |
| 1 | ANDHRA PRADESH | 33497.00 | 395016.00 | 428513.00 | 0.74 | 141016.00 | 445496.00 | 586512.00 | 0.80 | 69736.00 | 506033.00 | 575769.00 | 0.66 |
| 2 | ARUNACHAL PRADESH | 10547.00 | 17335.00 | 27882.00 | 0.99 | 7400.00 | 21136.00 | 28536.00 | 0.92 | 7400.00 | 30021.00 | 37421.00 | 1.00 |
| 3 | ASSAM | 4542.00 | 270788.00 | 275330.00 | 0.98 | 5300.00 | 295562.00 | 300862.00 | 0.82 | 16400.00 | 272034.00 | 288434.00 | 0.66 |
| 4 | BIHAR | 50966.00 | 87436.00 | 138402.00 | 0.27 | 16900.00 | 118778.00 | 135678.00 | 0.20 | 92560.00 | 143554.00 | 236114.00 | 0.30 |
| 5 | CHHATTISGARH | 151254.00 | 17134.00 | 168388.00 | 0.94 | 730420.00 | 21750.00 | 752170.00 | 2.76 | 518770.00 | 26340.00 | 545110.00 | 1.59 |
| 6 | GOA | 4162.00 | 29511.00 | 33673.00 | 0.92 | 4500.00 | 765173.00 | 769673.00 | 13.97 | 7000.00 | 48457.00 | 55457.00 | 0.94 |
| 7 | GUJARAT | 375590.00 | 352602.00 | 728192.00 | 1.42 | 450685.00 | 345447.00 | 796132.00 | 1.46 | 596774.00 | 395085.00 | 991859.00 | 1.76 |
| 8 | HARYANA | 2401.00 | 154162.00 | 156563.00 | 0.58 | 29851.00 | 198059.00 | 227910.00 | 0.58 | 40000.00 | 221487.00 | 261487.00 | 0.50 |
| 9 | HIMACHAL PRADESH | 4500.00 | 44422.00 | 48922.00 | 0.34 | 0.00 | 58939.00 | 58939.00 | 0.31 | 0.00 | 67569.00 | 67569.00 | 0.33 |
| 10 | JAMMU & KASHMIR | 0.00 | 32862.00 | 32862.00 | 0.30 | 30000.00 | 35730.00 | 65730.00 | 0.44 | 99879.00 | 48513.00 | 148392.00 | 0.72 |
| 11 | JHARKHAND | .. | .. | .. | .. | .. | .. | .. | .. | .. | .. | .. | .. |
| 12 | KARNATAKA | 775724.00 | 44326.00 | 820050.00 | 1.24 | 1648577.00 | 42494.00 | 1691071.00 | 2.03 | 1711301.00 | 51613.00 | 1762914.00 | 2.08 |
| 13 | KERALA | 68815.00 | 61920.00 | 130735.00 | 0.30 | 74700.00 | 48806.00 | 123506.00 | 0.23 | 136500.00 | 52683.00 | 189183.00 | 0.31 |
| 14 | MAHARASHTRA | 209485.00 | 76644.00 | 286129.00 | 0.81 | 404200.00 | 88113.00 | 492313.00 | 0.94 | 150655.00 | 97732.00 | 248387.00 | 0.41 |
| 15 | MAHARASHTRA | 218702.00 | 731823.00 | 950525.00 | 0.71 | 529381.00 | 802458.00 | 1331839.00 | 0.84 | 176462.00 | 848474.00 | 1024936.00 | 0.54 |
| 16 | MANIPUR | 4139.00 | 42267.00 | 46406.00 | 1.26 | 6315.00 | 53307.00 | 59622.00 | 1.49 | 56224.00 | 56184.00 | 62808.00 | 1.40 |
| 17 | MEGHALAYA | 27070.00 | 87239.00 | 114309.00 | 3.49 | 30600.00 | 119629.00 | 150229.00 | 3.65 | 37200.00 | 146795.00 | 183995.00 | 3.66 |
| 18 | MIZORAM | 25220.00 | 29747.00 | 54967.00 | 1.95 | 21150.00 | 38500.00 | 59650.00 | 1.83 | 27090.00 | 47420.00 | 74510.00 | 1.79 |
| 19 | NAGALAND | .. | .. | .. | .. | .. | .. | .. | .. | .. | .. | .. | .. |
| 20 | ORISSA | 10883.00 | 14000.00 | 24883.00 | 0.08 | 9300.00 | 26257.00 | 35557.00 | 0.08 | 30000.00 | 31156.00 | 61156.00 | 0.11 |
| 21 | PUNJAB | 0.00 | 122221.00 | 122221.00 | 0.46 | 0.00 | 149425.00 | 149425.00 | 0.49 | 0.00 | 164066.00 | 164066.00 | 0.45 |
| 22 | RAJASTHAN | 9634.00 | 83900.00 | 93534.00 | 0.17 | 2050.00 | 119373.00 | 121423.00 | 0.17 | 5402.00 | 147674.00 | 153076.00 | 0.17 |
| 23 | SIKKIM | 37026.00 | 24430.00 | 61456.00 | 2.71 | 73433.00 | 25448.00 | 98881.00 | 3.62 | 402837.00 | 548691.00 | 951528.00 | 28.14 |
| 24 | TAMIL NADU | 6435.00 | 300000.00 | 300643.00 | 4.48 | 28812.00 | 300000.00 | 302882.00 | 3.31 | 28878.00 | 300000.00 | 302887.00 | 2.90 |
| 25 | TRIPURA | 608.00 | 44675.00 | 45283.00 | 0.92 | 1521.00 | 56003.00 | 57524.00 | 0.96 | 1900.00 | 70427.00 | 72327.00 | 0.92 |
| 26 | UTTARAKHAND | 62326.00 | 58308.00 | 120634.00 | 0.79 | 29161.00 | 52300.00 | 81461.00 | 0.72 | 165294.00 | 131238.00 | 296532.00 | 1.04 |
| 27 | UTTAR PRADESH | 342369.00 | 314795.00 | 657164.00 | 0.59 | 577196.00 | 226716.00 | 803912.00 | 0.59 | 741537.00 | 250725.00 | 992262.00 | 0.58 |
| 28 | WEST BENGAL | 66360.00 | 405092.00 | 471452.00 | 0.71 | 45269.00 | 885823.00 | 931092.00 | 1.28 | 123895.00 | 1170633.00 | 1294528.00 | 1.18 |
| TOTAL STATES | | 2502255.00 | 6542655.00 | 9044910.00 | 0.94 | 4897737.00 | 8040722.00 | 12938459.00 | 1.08 | 5194094.00 | 8574604.00 | 13768698.00 | 0.95 |
| 29 | A. & N. ISLANDS | 22680.00 | 22015.00 | 44695.00 | 3.47 | 18593.00 | 32930.00 | 51523.00 | 2.62 | 21357.00 | 43086.00 | 64443.00 | 2.64 |
| 30 | CHANDIGARH | 0.00 | 19097.00 | 19097.00 | 0.87 | 1600.00 | 18387.00 | 19987.00 | 0.83 | 100.00 | 29093.00 | 29193.00 | 0.99 |
| 31 | DADRA & NAGAR HAVELI | 12860.00 | 5442.00 | 18302.00 | 6.12 | 10400.00 | 6300.00 | 16700.00 | 3.77 | 14800.00 | 8100.00 | 22900.00 | 4.06 |
| 32 | DAMAN & DIU | 6536.00 | 1169.00 | 7705.00 | 3.67 | 11200.00 | 1200.00 | 12400.00 | 4.51 | 11200.00 | 1400.00 | 12600.00 | 3.57 |
| 33 | DELHI | 368113.00 | 232258.00 | 600371.00 | 2.83 | 416500.00 | 325031.00 | 741531.00 | 2.57 | 427600.00 | 433807.00 | 861407.00 | 2.46 |
| 34 | LAKSHADWEEP | 0.00 | 7981.00 | 7981.00 | 2.30 | 500.00 | 11873.00 | 12373.00 | 2.12 | 549.00 | 12400.00 | 12949.00 | 1.97 |
| 35 | PUDUCHERRY | 12529.00 | 34154.00 | 46683.00 | 2.02 | 31756.00 | 46972.00 | 78728.00 | 2.35 | 10174.00 | 46880.00 | 57054.00 | 1.58 |
| TOTAL U.T. | | 422718.00 | 322116.00 | 744834.00 | 2.67 | 490549.00 | 442693.00 | 933242.00 | 2.46 | 485780.00 | 574766.00 | 1060546.00 | 2.32 |
| TOTAL (STATE & UTs) | | 2924973.00 | 6864771.00 | 9789744.00 | 0.99 | 5388286.00 | 8483415.00 | 13871701.00 | 1.12 | 5679874.00 | 9149370.00 | 14829244.00 | 0.99 |
| CENTRE TOTAL | | 215500.00 | 590100.00 | 805600.00 | 0.30 | 250700.00 | 942600.00 | 1193300.00 | 0.31 | 340000.00 | 1170600.00 | 1510600.00 | 0.34 |
| GRAND TOTAL | | 3140473.00 | 7454871.00 | 10595344.00 | 0.85 | 5638986.00 | 9426015.00 | 15065001.00 | 0.93 | 6019874.00 | 10319970.00 | 16339844.00 | 0.84 |

STATEMENT NO. (20): PLAN & NON-PLAN BUDGETED EXPENDITURE ON GENERAL (Sub-head wise)

ACCOUNT: REVENUE ACCOUNT
PROGRAM: DIRECTION & ADMINISTRATION

(RUPEES IN THOUSANDS)

| SL. NO. | STATE/UNION TERRITORY | 2007-08(ACTUALS) | | | | 2008-09(R.E.) | | | | 2009-10(B.E.) | | | |
|---------------------|-----------------------|------------------|------------|------------|--------------------------------|---------------|------------|------------|--------------------------------|---------------|------------|------------|--------------------------------|
| | | PLAN | NON-PLAN | TOTAL | % AGE TO TOTAL EXP. ON GENERAL | PLAN | NON-PLAN | TOTAL | % AGE TO TOTAL EXP. ON GENERAL | PLAN | NON-PLAN | TOTAL | % AGE TO TOTAL EXP. ON GENERAL |
| 1 | ANDHRA PRADESH | 25820.00 | 349658.00 | 375478.00 | 87.62 | 98426.00 | 399360.00 | 497786.00 | 84.87 | 31292.00 | 453098.00 | 484390.00 | 84.13 |
| 2 | ARUNACHAL PRADESH | 10547.00 | 17335.00 | 27882.00 | 100.00 | 7400.00 | 21136.00 | 28536.00 | 100.00 | 7400.00 | 30021.00 | 37421.00 | 100.00 |
| 3 | ASSAM | 1246.00 | 105235.00 | 106481.00 | 38.67 | 2216.00 | 209569.00 | 211785.00 | 70.39 | 2516.00 | 158999.00 | 161515.00 | 56.00 |
| 4 | BIHAR | 0.00 | 22485.00 | 22485.00 | 16.25 | 0.00 | 25779.00 | 25779.00 | 19.00 | 0.00 | 30846.00 | 30846.00 | 13.06 |
| 5 | CHHATTISGARH | 17144.00 | 15522.00 | 32666.00 | 19.40 | 40460.00 | 19940.00 | 60400.00 | 8.03 | 38260.00 | 24330.00 | 62590.00 | 11.48 |
| 6 | GOA | 4162.00 | 29486.00 | 33648.00 | 99.93 | 4500.00 | 40032.00 | 44532.00 | 5.79 | 7000.00 | 48332.00 | 55332.00 | 99.77 |
| 7 | GUJARAT | 159078.00 | 187761.00 | 346839.00 | 47.63 | 243166.00 | 186357.00 | 429523.00 | 53.95 | 347904.00 | 223372.00 | 571276.00 | 57.60 |
| 8 | HARYANA | 2401.00 | 154137.00 | 156538.00 | 99.98 | 29851.00 | 198034.00 | 227885.00 | 99.99 | 40000.00 | 221462.00 | 261462.00 | 99.99 |
| 9 | HIMACHAL PRADESH | ... | ... | ... | ... | ... | ... | ... | ... | ... | ... | ... | ... |
| 10 | JAMMU & KASHMIR | ... | ... | ... | ... | ... | ... | ... | ... | ... | ... | ... | ... |
| 11 | JHARKHAND | ... | ... | ... | ... | ... | ... | ... | ... | ... | ... | ... | ... |
| 12 | KARNATAKA | 0.00 | 3503.00 | 3503.00 | 0.43 | 0.00 | 4186.00 | 4186.00 | 0.25 | 0.00 | 4005.00 | 4005.00 | 0.23 |
| 13 | KERALA | ... | ... | ... | ... | ... | ... | ... | ... | ... | ... | ... | ... |
| 14 | MADHYA PRADESH | 110000.00 | 58419.00 | 168419.00 | 58.86 | 373200.00 | 68554.00 | 441754.00 | 89.73 | 147651.00 | 77741.00 | 225392.00 | 90.74 |
| 15 | MAHARASHTRA | 3209.00 | 256238.00 | 259447.00 | 27.30 | 5500.00 | 299409.00 | 304909.00 | 22.89 | 1833.00 | 354136.00 | 355969.00 | 34.73 |
| 16 | MANIPUR | 468.00 | 20314.00 | 20782.00 | 44.78 | 1050.00 | 26434.00 | 27484.00 | 46.10 | 1759.00 | 29025.00 | 30784.00 | 49.01 |
| 17 | MEGHALAYA | 0.00 | 0.00 | 0.00 | 0.00 | 0.00 | 137.00 | 137.00 | 0.09 | 0.00 | 315.00 | 315.00 | 0.17 |
| 18 | MIZORAM | 5485.00 | 12835.00 | 18320.00 | 33.33 | 5700.00 | 15340.00 | 21040.00 | 35.27 | 9100.00 | 19330.00 | 28430.00 | 38.16 |
| 19 | NAGALAND | ... | ... | ... | ... | ... | ... | ... | ... | ... | ... | ... | ... |
| 20 | ORISSA | 0.00 | 10730.00 | 10730.00 | 43.12 | 0.00 | 19909.00 | 19909.00 | 55.99 | 0.00 | 24028.00 | 24028.00 | 77.12 |
| 21 | PUNJAB | 0.00 | 122221.00 | 122221.00 | 100.00 | 0.00 | 148506.00 | 148506.00 | 99.38 | 0.00 | 162847.00 | 162847.00 | 99.26 |
| 22 | RAJASTHAN | ... | ... | ... | ... | ... | ... | ... | ... | ... | ... | ... | ... |
| 23 | SIKKIM | 29500.00 | 24430.00 | 53930.00 | 87.75 | 32325.00 | 25448.00 | 57773.00 | 58.43 | 362601.00 | 548691.00 | 911292.00 | 95.77 |
| 24 | TAMIL NADU | ... | ... | ... | ... | ... | ... | ... | ... | ... | ... | ... | ... |
| 25 | TRIPURA | 608.00 | 40395.00 | 41003.00 | 90.55 | 1521.00 | 51454.00 | 52975.00 | 92.09 | 1800.00 | 64345.00 | 66145.00 | 91.45 |
| 26 | UTTARAKHAND | 396.00 | 0.00 | 396.00 | 0.33 | 1736.00 | 0.00 | 1736.00 | 2.13 | 2932.00 | 0.00 | 2932.00 | 0.99 |
| 27 | UTTAR PRADESH | 0.00 | 12754.00 | 12754.00 | 1.94 | 0.00 | 13608.00 | 13608.00 | 1.69 | 0.00 | 17170.00 | 17170.00 | 1.73 |
| 28 | WEST BENGAL | 13603.00 | 69105.00 | 82708.00 | 17.54 | 20500.00 | 477842.00 | 498342.00 | 53.52 | 10300.00 | 735031.00 | 745331.00 | 57.58 |
| TOTAL STATES | | 383667.00 | 1512563.00 | 1896230.00 | 20.96 | 867551.00 | 2251034.00 | 3118585.00 | 24.10 | 1012348.00 | 3227124.00 | 4239472.00 | 30.86 |
| 29 | A. & N. ISLANDS | 8222.00 | 21706.00 | 29928.00 | 66.96 | 8590.00 | 32630.00 | 41220.00 | 80.00 | 12000.00 | 42786.00 | 54786.00 | 85.01 |
| 30 | CHANDIGARH | 0.00 | 19097.00 | 19097.00 | 100.00 | 1600.00 | 18387.00 | 19987.00 | 100.00 | 100.00 | 29093.00 | 29193.00 | 100.00 |
| 31 | DADRA & NAGAR HAVELI | 5310.00 | 3456.00 | 8766.00 | 47.90 | 7400.00 | 4300.00 | 11700.00 | 70.06 | 9800.00 | 6100.00 | 15900.00 | 69.43 |
| 32 | DAMAN & DIU | ... | ... | ... | ... | ... | ... | ... | ... | ... | ... | ... | ... |
| 33 | DELHI | 0.00 | 69698.00 | 69698.00 | 11.61 | 0.00 | 96400.00 | 96400.00 | 13.00 | 0.00 | 142800.00 | 142800.00 | 16.58 |
| 34 | LAKSHADWEEP | ... | ... | ... | ... | ... | ... | ... | ... | ... | ... | ... | ... |
| 35 | PUDUCHERRY | 2869.00 | 28386.00 | 31255.00 | 66.95 | 4247.00 | 39686.00 | 43933.00 | 55.80 | 4296.00 | 39686.00 | 43982.00 | 77.09 |
| TOTAL U.T. | | 16401.00 | 142343.00 | 158744.00 | 21.31 | 21837.00 | 191403.00 | 213240.00 | 22.85 | 26196.00 | 260465.00 | 286661.00 | 27.03 |
| TOTAL (STATE & UTs) | | 400068.00 | 1654906.00 | 2054974.00 | 20.99 | 889388.00 | 2442437.00 | 3331825.00 | 24.02 | 1038544.00 | 3487589.00 | 4526133.00 | 30.58 |

STATEMENT NO. (20): PLAN & NON-PLAN BUDGETED EXPENDITURE ON GENERAL (Sub-head wise)

ACCOUNT: REVENUE ACCOUNT
PROGRAM: SCHOLARSHIPS

(RUPEES IN THOUSANDS)

| SL. NO. | STATE/UNION TERRITORY | 2007-08(ACTUALS) | | | | 2008-09(R.E.) | | | | 2009-10(B.E.) | | | |
|---------------------|-----------------------|------------------|-----------|-----------|--------------------------------|---------------|-----------|-----------|--------------------------------|---------------|-----------|-----------|--------------------------------|
| | | PLAN | NON-PLAN | TOTAL | % AGE TO TOTAL EXP. ON GENERAL | PLAN | NON-PLAN | TOTAL | % AGE TO TOTAL EXP. ON GENERAL | PLAN | NON-PLAN | TOTAL | % AGE TO TOTAL EXP. ON GENERAL |
| 1 | ANDHRA PRADESH | ... | ... | ... | ... | ... | ... | ... | ... | ... | ... | ... | ... |
| 2 | ARUNACHAL PRADESH | ... | ... | ... | ... | ... | ... | ... | ... | ... | ... | ... | ... |
| 3 | ASSAM | ... | ... | ... | ... | ... | ... | ... | ... | ... | ... | ... | ... |
| 4 | BIHAR | ... | ... | ... | ... | ... | ... | ... | ... | ... | ... | ... | ... |
| 5 | CHHATTISGARH | 0.00 | 267.00 | 267.00 | 0.16 | 0.00 | 400.00 | 400.00 | 0.05 | 0.00 | 400.00 | 400.00 | 0.07 |
| 6 | GOA | ... | ... | ... | ... | ... | ... | ... | ... | ... | ... | ... | ... |
| 7 | GUJARAT | ... | ... | ... | ... | ... | ... | ... | ... | ... | ... | ... | ... |
| 8 | HARYANA | ... | ... | ... | ... | ... | ... | ... | ... | ... | ... | ... | ... |
| 9 | HIMACHAL PRADESH | 500.00 | 12503.00 | 13003.00 | 26.58 | 0.00 | 4401.00 | 4401.00 | 7.47 | 0.00 | 4900.00 | 4900.00 | 7.25 |
| 10 | JAMMU & KASHMIR | ... | ... | ... | ... | ... | ... | ... | ... | ... | ... | ... | ... |
| 11 | JHARKHAND | ... | ... | ... | ... | ... | ... | ... | ... | ... | ... | ... | ... |
| 12 | KARNATAKA | 0.00 | 20.00 | 20.00 | 0.00 | 0.00 | 216.00 | 216.00 | 0.01 | 0.00 | 225.00 | 225.00 | 0.01 |
| 13 | KERALA | ... | ... | ... | ... | ... | ... | ... | ... | ... | ... | ... | ... |
| 14 | MADHYA PRADESH | 0.00 | 1194.00 | 1194.00 | 0.42 | 10000.00 | 1366.00 | 11366.00 | 2.31 | 1.00 | 1381.00 | 1382.00 | 0.56 |
| 15 | MAHARASHTRA | 8095.00 | 92129.00 | 100224.00 | 10.54 | 7000.00 | 111869.00 | 118869.00 | 8.93 | 2333.00 | 101200.00 | 103533.00 | 10.10 |
| 16 | MANIPUR | 0.00 | 0.00 | 0.00 | 0.00 | 0.00 | 100.00 | 100.00 | 0.17 | 0.00 | 100.00 | 100.00 | 0.16 |
| 17 | MEGHALAYA | ... | ... | ... | ... | ... | ... | ... | ... | ... | ... | ... | ... |
| 18 | MIZORAM | ... | ... | ... | ... | ... | ... | ... | ... | ... | ... | ... | ... |
| 19 | NAGALAND | ... | ... | ... | ... | ... | ... | ... | ... | ... | ... | ... | ... |
| 20 | ORISSA | ... | ... | ... | ... | ... | ... | ... | ... | ... | ... | ... | ... |
| 21 | PUNJAB | 0.00 | 0.00 | 0.00 | 0.00 | 0.00 | 134.00 | 134.00 | 0.09 | 0.00 | 134.00 | 134.00 | 0.08 |
| 22 | RAJASTHAN | ... | ... | ... | ... | ... | ... | ... | ... | ... | ... | ... | ... |
| 23 | SIKKIM | 7491.00 | 0.00 | 7491.00 | 12.19 | 14023.00 | 0.00 | 14023.00 | 14.18 | 10236.00 | 0.00 | 10236.00 | 1.08 |
| 24 | TAMIL NADU | 5703.00 | 0.00 | 5703.00 | 0.19 | 24405.00 | 0.00 | 24405.00 | 0.81 | 24335.00 | 0.00 | 24335.00 | 0.80 |
| 25 | TRIPURA | ... | ... | ... | ... | ... | ... | ... | ... | ... | ... | ... | ... |
| 26 | UTTARAKHAND | ... | ... | ... | ... | ... | ... | ... | ... | ... | ... | ... | ... |
| 27 | UTTAR PRADESH | ... | ... | ... | ... | ... | ... | ... | ... | ... | ... | ... | ... |
| 28 | WEST BENGAL | 2767.00 | 116797.00 | 119564.00 | 25.36 | 5000.00 | 169666.00 | 174666.00 | 18.76 | 5000.00 | 95194.00 | 100194.00 | 7.74 |
| TOTAL STATES | | 24556.00 | 222910.00 | 247466.00 | 2.74 | 60428.00 | 288152.00 | 348580.00 | 2.69 | 41905.00 | 203534.00 | 245439.00 | 1.79 |
| 29 | A. & N. ISLANDS | 0.00 | 228.00 | 228.00 | 0.51 | 0.00 | 300.00 | 300.00 | 0.58 | 0.00 | 300.00 | 300.00 | 0.47 |
| 30 | CHANDIGARH | ... | ... | ... | ... | ... | ... | ... | ... | ... | ... | ... | ... |
| 31 | DADRA & NAGAR HAVELI | 7550.00 | 1986.00 | 9536.00 | 52.10 | 3000.00 | 2000.00 | 5000.00 | 29.94 | 5000.00 | 2000.00 | 7000.00 | 30.57 |
| 32 | DAMAN & DIU | 200.00 | 169.00 | 369.00 | 4.79 | 200.00 | 200.00 | 400.00 | 3.23 | 200.00 | 200.00 | 400.00 | 3.17 |
| 33 | DELHI | 89898.00 | 0.00 | 89898.00 | 14.97 | 5000.00 | 0.00 | 5000.00 | 0.67 | 5000.00 | 0.00 | 5000.00 | 0.58 |
| 34 | LAKSHADWEEP | ... | ... | ... | ... | ... | ... | ... | ... | ... | ... | ... | ... |
| 35 | PUDUCHERRY | 18.00 | 70.00 | 88.00 | 0.19 | 108.00 | 490.00 | 598.00 | 0.76 | 1.00 | 398.00 | 399.00 | 0.70 |
| TOTAL U.T. | | 97666.00 | 2453.00 | 100119.00 | 13.44 | 8308.00 | 2990.00 | 11298.00 | 1.21 | 10201.00 | 2898.00 | 13099.00 | 1.24 |
| TOTAL (STATE & UTs) | | 122222.00 | 225363.00 | 347585.00 | 3.55 | 68736.00 | 291142.00 | 359878.00 | 2.59 | 52106.00 | 206432.00 | 258538.00 | 1.75 |

STATEMENT NO. (20): PLAN & NON-PLAN BUDGETED EXPENDITURE ON GENERAL (Sub-head wise)

ACCOUNT: REVENUE ACCOUNT
PROGRAM: RESEARCH

(RUPEES IN THOUSANDS)

| SL. NO. | STATE/UNION TERRITORY | 2007-08(ACTUALS) | | | | 2008-09(R.E.) | | | | 2009-10(B.E.) | | | |
|---------------------|-----------------------|------------------|-----------|-----------|--------------------------------|---------------|-----------|-----------|--------------------------------|---------------|-----------|-----------|--------------------------------|
| | | PLAN | NON-PLAN | TOTAL | % AGE TO TOTAL EXP. ON GENERAL | PLAN | NON-PLAN | TOTAL | % AGE TO TOTAL EXP. ON GENERAL | PLAN | NON-PLAN | TOTAL | % AGE TO TOTAL EXP. ON GENERAL |
| 1 | ANDHRA PRADESH | ... | ... | ... | ... | ... | ... | ... | ... | ... | ... | ... | ... |
| 2 | ARUNACHAL PRADESH | ... | ... | ... | ... | ... | ... | ... | ... | ... | ... | ... | ... |
| 3 | ASSAM | 2571.00 | 43130.00 | 45701.00 | 16.60 | 100.00 | 0.00 | 100.00 | 0.03 | 10700.00 | 0.00 | 10700.00 | 3.71 |
| 4 | BIHAR | 50966.00 | 64042.00 | 115008.00 | 83.10 | 16900.00 | 91961.00 | 108861.00 | 80.23 | 92560.00 | 111574.00 | 204134.00 | 86.46 |
| 5 | CHHATTISGARH | ... | ... | ... | ... | ... | ... | ... | ... | ... | ... | ... | ... |
| 6 | GOA | ... | ... | ... | ... | ... | ... | ... | ... | ... | ... | ... | ... |
| 7 | GUJARAT | ... | ... | ... | ... | ... | ... | ... | ... | ... | ... | ... | ... |
| 8 | HARYANA | ... | ... | ... | ... | ... | ... | ... | ... | ... | ... | ... | ... |
| 9 | HIMACHAL PRADESH | ... | ... | ... | ... | ... | ... | ... | ... | ... | ... | ... | ... |
| 10 | JAMMU & KASHMIR | 0.00 | 12472.00 | 12472.00 | 37.95 | 0.00 | 14130.00 | 14130.00 | 21.50 | 0.00 | 17756.00 | 17756.00 | 11.97 |
| 11 | JHARKHAND | ... | ... | ... | ... | ... | ... | ... | ... | ... | ... | ... | ... |
| 12 | KARNATAKA | ... | ... | ... | ... | ... | ... | ... | ... | ... | ... | ... | ... |
| 13 | KERALA | 31000.00 | 15000.00 | 46000.00 | 35.19 | 40000.00 | 1.00 | 40001.00 | 32.39 | 97000.00 | 1.00 | 97001.00 | 51.27 |
| 14 | MADHYA PRADESH | ... | ... | ... | ... | ... | ... | ... | ... | ... | ... | ... | ... |
| 15 | MAHARASHTRA | 1400.00 | 3023.00 | 4423.00 | 0.47 | 2000.00 | 2703.00 | 4703.00 | 0.35 | 667.00 | 3000.00 | 3667.00 | 0.36 |
| 16 | MANIPUR | ... | ... | ... | ... | ... | ... | ... | ... | ... | ... | ... | ... |
| 17 | MEGHALAYA | ... | ... | ... | ... | ... | ... | ... | ... | ... | ... | ... | ... |
| 18 | MIZORAM | 4506.00 | 1108.00 | 5614.00 | 10.21 | 3200.00 | 3430.00 | 6630.00 | 11.11 | 3200.00 | 4710.00 | 7910.00 | 10.62 |
| 19 | NAGALAND | ... | ... | ... | ... | ... | ... | ... | ... | ... | ... | ... | ... |
| 20 | ORISSA | ... | ... | ... | ... | ... | ... | ... | ... | ... | ... | ... | ... |
| 21 | PUNJAB | ... | ... | ... | ... | ... | ... | ... | ... | ... | ... | ... | ... |
| 22 | RAJASTHAN | 749.00 | 34460.00 | 35209.00 | 37.64 | 2050.00 | 51773.00 | 53823.00 | 44.33 | 2600.00 | 63628.00 | 66228.00 | 43.26 |
| 23 | SIKKIM | ... | ... | ... | ... | ... | ... | ... | ... | ... | ... | ... | ... |
| 24 | TAMIL NADU | ... | ... | ... | ... | ... | ... | ... | ... | ... | ... | ... | ... |
| 25 | TRIPURA | ... | ... | ... | ... | ... | ... | ... | ... | ... | ... | ... | ... |
| 26 | UTTARAKHAND | 0.00 | 378.00 | 378.00 | 0.31 | 0.00 | 0.00 | 0.00 | 0.00 | 0.00 | 0.00 | 0.00 | 0.00 |
| 27 | UTTAR PRADESH | 0.00 | 14314.00 | 14314.00 | 2.18 | 0.00 | 14323.00 | 14323.00 | 1.78 | 0.00 | 18902.00 | 18902.00 | 1.90 |
| 28 | WEST BENGAL | 0.00 | 295.00 | 295.00 | 0.06 | 0.00 | 318.00 | 318.00 | 0.03 | 0.00 | 342.00 | 342.00 | 0.03 |
| TOTAL STATES | | 91192.00 | 188222.00 | 279414.00 | 3.09 | 64250.00 | 178639.00 | 242889.00 | 1.88 | 206727.00 | 219913.00 | 426640.00 | 3.11 |
| 29 | A. & N. ISLANDS | ... | ... | ... | ... | ... | ... | ... | ... | ... | ... | ... | ... |
| 30 | CHANDIGARH | ... | ... | ... | ... | ... | ... | ... | ... | ... | ... | ... | ... |
| 31 | DADRA & NAGAR HAVELI | ... | ... | ... | ... | ... | ... | ... | ... | ... | ... | ... | ... |
| 32 | DAMAN & DIU | ... | ... | ... | ... | ... | ... | ... | ... | ... | ... | ... | ... |
| 33 | DELHI | ... | ... | ... | ... | ... | ... | ... | ... | ... | ... | ... | ... |
| 34 | LAKSHADWEEP | ... | ... | ... | ... | ... | ... | ... | ... | ... | ... | ... | ... |
| 35 | PUDUCHERRY | 0.00 | 944.00 | 944.00 | 2.02 | 0.00 | 1287.00 | 1287.00 | 1.63 | 0.00 | 1287.00 | 1287.00 | 2.26 |
| TOTAL U.T. | | 0.00 | 944.00 | 944.00 | 0.13 | 0.00 | 1287.00 | 1287.00 | 0.14 | 0.00 | 1287.00 | 1287.00 | 0.12 |
| TOTAL (STATE & UTs) | | 91192.00 | 189166.00 | 280358.00 | 2.86 | 64250.00 | 179926.00 | 244176.00 | 1.76 | 206727.00 | 221200.00 | 427927.00 | 2.89 |

STATEMENT NO. (20): PLAN & NON-PLAN BUDGETED EXPENDITURE ON GENERAL (Sub-head wise)

ACCOUNT: REVENUE ACCOUNT
PROGRAM: TRAINING

(RUPEES IN THOUSANDS)

| SL. NO. | STATE/UNION TERRITORY | 2007-08(ACTUALS) | | | | 2008-09(R.E.) | | | | 2009-10(B.E.) | | | |
|---------|-----------------------|------------------|-----------|------------|--------------------------------|---------------|-----------|------------|--------------------------------|---------------|-----------|------------|--------------------------------|
| | | PLAN | NON-PLAN | TOTAL | % AGE TO TOTAL EXP. ON GENERAL | PLAN | NON-PLAN | TOTAL | % AGE TO TOTAL EXP. ON GENERAL | PLAN | NON-PLAN | TOTAL | % AGE TO TOTAL EXP. ON GENERAL |
| 1 | ANDHRA PRADESH | 6614.00 | 20778.00 | 27392.00 | 6.39 | 24880.00 | 22720.00 | 47600.00 | 8.12 | 22248.00 | 25651.00 | 47899.00 | 8.32 |
| 2 | ARUNACHAL PRADESH | ... | ... | ... | ... | ... | ... | ... | ... | ... | ... | ... | ... |
| 3 | ASSAM | 725.00 | 80712.00 | 81437.00 | 29.58 | 2984.00 | 82157.00 | 85141.00 | 28.30 | 3184.00 | 107914.00 | 111098.00 | 38.52 |
| 4 | BIHAR | ... | ... | ... | ... | ... | ... | ... | ... | ... | ... | ... | ... |
| 5 | CHHATTISGARH | ... | ... | ... | ... | ... | ... | ... | ... | ... | ... | ... | ... |
| 6 | GOA | ... | ... | ... | ... | ... | ... | ... | ... | ... | ... | ... | ... |
| 7 | GUJARAT | ... | ... | ... | ... | ... | ... | ... | ... | ... | ... | ... | ... |
| 8 | HARYANA | ... | ... | ... | ... | ... | ... | ... | ... | ... | ... | ... | ... |
| 9 | HIMACHAL PRADESH | ... | ... | ... | ... | ... | ... | ... | ... | ... | ... | ... | ... |
| 10 | JAMMU & KASHMIR | 0.00 | 20390.00 | 20390.00 | 62.05 | 30000.00 | 21600.00 | 51600.00 | 78.50 | 99879.00 | 30757.00 | 130636.00 | 88.03 |
| 11 | JHARKHAND | ... | ... | ... | ... | ... | ... | ... | ... | ... | ... | ... | ... |
| 12 | KARNATAKA | ... | ... | ... | ... | ... | ... | ... | ... | ... | ... | ... | ... |
| 13 | KERALA | 3402.00 | 46920.00 | 50322.00 | 38.49 | 6000.00 | 41125.00 | 47125.00 | 38.16 | 8000.00 | 45002.00 | 53002.00 | 28.02 |
| 14 | MADHYA PRADESH | ... | ... | ... | ... | ... | ... | ... | ... | ... | ... | ... | ... |
| 15 | MAHARASHTRA | 128823.00 | 68078.00 | 196901.00 | 20.71 | 205060.00 | 76491.00 | 281551.00 | 21.14 | 68355.00 | 91573.00 | 159928.00 | 15.60 |
| 16 | MANIPUR | 2892.00 | 19683.00 | 22575.00 | 48.65 | 3815.00 | 23413.00 | 27228.00 | 45.67 | 3045.00 | 23191.00 | 26236.00 | 41.77 |
| 17 | MEGHALAYA | 20777.00 | 48089.00 | 68866.00 | 60.25 | 25130.00 | 71840.00 | 96970.00 | 64.55 | 30330.00 | 94063.00 | 124393.00 | 67.61 |
| 18 | MIZORAM | ... | ... | ... | ... | ... | ... | ... | ... | ... | ... | ... | ... |
| 19 | NAGALAND | ... | ... | ... | ... | ... | ... | ... | ... | ... | ... | ... | ... |
| 20 | ORISSA | 883.00 | 1847.00 | 2730.00 | 10.97 | 1300.00 | 2635.00 | 3935.00 | 11.07 | 1700.00 | 3161.00 | 4861.00 | 15.60 |
| 21 | PUNJAB | ... | ... | ... | ... | ... | ... | ... | ... | ... | ... | ... | ... |
| 22 | RAJASTHAN | 0.00 | 45096.00 | 45096.00 | 48.21 | 0.00 | 61081.00 | 61081.00 | 50.30 | 2800.00 | 76081.00 | 78881.00 | 51.53 |
| 23 | SIKKIM | ... | ... | ... | ... | ... | ... | ... | ... | ... | ... | ... | ... |
| 24 | TAMIL NADU | ... | ... | ... | ... | ... | ... | ... | ... | ... | ... | ... | ... |
| 25 | TRIPURA | ... | ... | ... | ... | ... | ... | ... | ... | ... | ... | ... | ... |
| 26 | UTTARAKHAND | 59947.00 | 10687.00 | 70634.00 | 58.55 | 24735.00 | 3602.00 | 28337.00 | 34.79 | 157789.00 | 16662.00 | 174451.00 | 58.83 |
| 27 | UTTAR PRADESH | 266713.00 | 196958.00 | 463671.00 | 70.56 | 527986.00 | 105055.00 | 633041.00 | 78.75 | 645114.00 | 131439.00 | 776553.00 | 78.26 |
| 28 | WEST BENGAL | ... | ... | ... | ... | ... | ... | ... | ... | ... | ... | ... | ... |
| | TOTAL STATES | 490776.00 | 559238.00 | 1050014.00 | 11.61 | 851890.00 | 511719.00 | 1363609.00 | 10.54 | 1042444.00 | 645494.00 | 1687938.00 | 12.29 |
| 29 | A. & N. ISLANDS | 12681.00 | 0.00 | 12681.00 | 28.37 | 5050.00 | 0.00 | 5050.00 | 9.80 | 5100.00 | 0.00 | 5100.00 | 7.91 |
| 30 | CHANDIGARH | ... | ... | ... | ... | ... | ... | ... | ... | ... | ... | ... | ... |
| 31 | DADRA & NAGAR HAVELI | ... | ... | ... | ... | ... | ... | ... | ... | ... | ... | ... | ... |
| 32 | DAMAN & DIU | ... | ... | ... | ... | ... | ... | ... | ... | ... | ... | ... | ... |
| 33 | DELHI | 0.00 | 270.00 | 270.00 | 0.04 | 0.00 | 443.00 | 443.00 | 0.06 | 0.00 | 592.00 | 592.00 | 0.07 |
| 34 | LAKSHADWEEP | ... | ... | ... | ... | ... | ... | ... | ... | ... | ... | ... | ... |
| 35 | PUDUCHERRY | 5688.00 | 0.00 | 5688.00 | 12.18 | 23680.00 | 0.00 | 23680.00 | 30.08 | 1.00 | 0.00 | 1.00 | 0.00 |
| | TOTAL U.T. | 18369.00 | 270.00 | 18639.00 | 2.50 | 28730.00 | 443.00 | 29173.00 | 3.13 | 5101.00 | 592.00 | 5693.00 | 0.54 |
| | TOTAL (STATE & UTs) | 509145.00 | 559508.00 | 1068653.00 | 10.92 | 880620.00 | 512162.00 | 1392782.00 | 10.04 | 1047545.00 | 646086.00 | 1693631.00 | 11.44 |

STATEMENT NO. (20): PLAN & NON-PLAN BUDGETED EXPENDITURE ON GENERAL (Sub-head wise)

ACCOUNT: REVENUE ACCOUNT
PROGRAM: OTHER EXPENDITURE

(RUPEES IN THOUSANDS)

| SL. NO. | STATE/UNION TERRITORY | 2007-08 (ACTUALS) | | | | 2008-09 (R. E.) | | | | 2009-10 (B. E.) | | | |
|---------|-----------------------|-------------------|------------|------------|--------------------------------|-----------------|------------|------------|--------------------------------|-----------------|------------|------------|--------------------------------|
| | | PLAN | NON-PLAN | TOTAL | % AGE TO TOTAL EXP. ON GENERAL | PLAN | NON-PLAN | TOTAL | % AGE TO TOTAL EXP. ON GENERAL | PLAN | NON-PLAN | TOTAL | % AGE TO TOTAL EXP. ON GENERAL |
| 1 | ANDHRA PRADESH | 1063.00 | 24580.00 | 25643.00 | 5.98 | 17710.00 | 23416.00 | 41126.00 | 7.01 | 16196.00 | 27284.00 | 43480.00 | 7.55 |
| 2 | ARUNACHAL PRADESH | ... | ... | ... | ... | ... | ... | ... | ... | ... | ... | ... | ... |
| 3 | ASSAM | 0.00 | 41711.00 | 41711.00 | 15.15 | 0.00 | 3836.00 | 3836.00 | 1.28 | 0.00 | 5121.00 | 5121.00 | 1.78 |
| 4 | BIHAR | 0.00 | 909.00 | 909.00 | 0.66 | 0.00 | 1038.00 | 1038.00 | 0.77 | 0.00 | 1134.00 | 1134.00 | 0.48 |
| 5 | CHHATTISGARH | 134110.00 | 1345.00 | 135455.00 | 80.44 | 689960.00 | 1410.00 | 691370.00 | 91.92 | 480510.00 | 1610.00 | 482120.00 | 88.44 |
| 6 | GOA | 0.00 | 25.00 | 25.00 | 0.07 | 0.00 | 725141.00 | 725141.00 | 94.21 | 0.00 | 125.00 | 125.00 | 0.23 |
| 7 | GUJARAT | 216512.00 | 164841.00 | 381353.00 | 52.37 | 207519.00 | 159090.00 | 366609.00 | 46.05 | 248870.00 | 171713.00 | 420583.00 | 42.40 |
| 8 | HARYANA | 0.00 | 25.00 | 25.00 | 0.02 | 0.00 | 25.00 | 25.00 | 0.01 | 0.00 | 25.00 | 25.00 | 0.01 |
| 9 | HIMACHAL PRADESH | 4000.00 | 31919.00 | 35919.00 | 73.42 | 0.00 | 54538.00 | 54538.00 | 92.53 | 0.00 | 62669.00 | 62669.00 | 92.75 |
| 10 | JAMMU & KASHMIR | ... | ... | ... | ... | ... | ... | ... | ... | ... | ... | ... | ... |
| 11 | JHARKHAND | ... | ... | ... | ... | ... | ... | ... | ... | ... | ... | ... | ... |
| 12 | KARNATAKA | 775724.00 | 40803.00 | 816527.00 | 99.57 | 1648577.00 | 38092.00 | 1686669.00 | 99.74 | 1711301.00 | 47383.00 | 1758684.00 | 99.76 |
| 13 | KERALA | 34413.00 | 0.00 | 34413.00 | 26.32 | 28700.00 | 7680.00 | 36380.00 | 29.46 | 31500.00 | 7680.00 | 39180.00 | 20.71 |
| 14 | MADHYA PRADESH | 99485.00 | 17031.00 | 116516.00 | 40.72 | 21000.00 | 18193.00 | 39193.00 | 7.96 | 3003.00 | 18610.00 | 21613.00 | 8.70 |
| 15 | MAHARASHTRA | 77175.00 | 312355.00 | 389530.00 | 40.98 | 309821.00 | 311986.00 | 621807.00 | 46.69 | 103274.00 | 298565.00 | 401839.00 | 39.21 |
| 16 | MANIPUR | 779.00 | 2270.00 | 3049.00 | 6.57 | 1450.00 | 3360.00 | 4810.00 | 8.07 | 1820.00 | 3868.00 | 5688.00 | 9.06 |
| 17 | MEGHALAYA | 6293.00 | 39150.00 | 45443.00 | 39.75 | 5470.00 | 47652.00 | 53122.00 | 35.36 | 6870.00 | 52417.00 | 59287.00 | 32.22 |
| 18 | MIZORAM | 15229.00 | 15804.00 | 31033.00 | 56.46 | 12250.00 | 19730.00 | 31980.00 | 53.61 | 14790.00 | 23380.00 | 38170.00 | 51.23 |
| 19 | NAGALAND | ... | ... | ... | ... | ... | ... | ... | ... | ... | ... | ... | ... |
| 20 | ORISSA | 10000.00 | 1423.00 | 11423.00 | 45.91 | 8000.00 | 3713.00 | 11713.00 | 32.94 | 28300.00 | 3967.00 | 32267.00 | 103.57 |
| 21 | PUNJAB | 0.00 | 0.00 | 0.00 | 0.00 | 0.00 | 785.00 | 785.00 | 0.53 | 0.00 | 1085.00 | 1085.00 | 0.66 |
| 22 | RAJASTHAN | 8885.00 | 4344.00 | 13229.00 | 14.14 | 0.00 | 6519.00 | 6519.00 | 5.37 | 2.00 | 7965.00 | 7967.00 | 5.20 |
| 23 | SIKKIM | 35.00 | 0.00 | 35.00 | 0.06 | 27085.00 | 0.00 | 27085.00 | 27.39 | 30000.00 | 0.00 | 30000.00 | 3.15 |
| 24 | TAMIL NADU | 732.00 | 3000000.00 | 3000732.00 | 99.81 | 4407.00 | 3000000.00 | 3004407.00 | 99.19 | 4543.00 | 3000000.00 | 3004543.00 | 99.20 |
| 25 | TRIPURA | 0.00 | 4280.00 | 4280.00 | 9.45 | 0.00 | 4549.00 | 4549.00 | 7.91 | 100.00 | 6082.00 | 6182.00 | 8.55 |
| 26 | UTTARAKHAND | 1983.00 | 47243.00 | 49226.00 | 40.81 | 2690.00 | 48698.00 | 51388.00 | 63.08 | 4573.00 | 114576.00 | 119149.00 | 40.18 |
| 27 | UTTAR PRADESH | 75656.00 | 90769.00 | 166425.00 | 25.32 | 49210.00 | 93730.00 | 142940.00 | 17.78 | 96423.00 | 83214.00 | 179637.00 | 18.10 |
| 28 | WEST BENGAL | 49990.00 | 218895.00 | 268885.00 | 57.03 | 19769.00 | 237997.00 | 257766.00 | 27.68 | 108595.00 | 340066.00 | 448661.00 | 34.66 |
| | TOTAL STATES | 1512064.00 | 4059722.00 | 5571786.00 | 61.60 | 3053618.00 | 4811178.00 | 7864796.00 | 60.79 | 2890670.00 | 4278539.00 | 7169209.00 | 52.18 |
| 29 | A. & N. ISLANDS | 1777.00 | 81.00 | 1858.00 | 4.16 | 4953.00 | 0.00 | 4953.00 | 9.61 | 4257.00 | 0.00 | 4257.00 | 6.61 |
| 30 | CHANDIGARH | ... | ... | ... | ... | ... | ... | ... | ... | ... | ... | ... | ... |
| 31 | DADRA & NAGAR HAVELI | ... | ... | ... | ... | ... | ... | ... | ... | ... | ... | ... | ... |
| 32 | DAMAN & DIU | 6336.00 | 1000.00 | 7336.00 | 95.21 | 11000.00 | 1000.00 | 12000.00 | 96.77 | 11000.00 | 1200.00 | 12200.00 | 96.83 |
| 33 | DELHI | 278215.00 | 162290.00 | 440505.00 | 73.37 | 411500.00 | 228188.00 | 639688.00 | 86.27 | 422600.00 | 290415.00 | 713015.00 | 82.77 |
| 34 | LAKSHADWEEP | 0.00 | 7981.00 | 7981.00 | 100.00 | 500.00 | 11873.00 | 12373.00 | 100.00 | 549.00 | 12400.00 | 12949.00 | 100.00 |
| 35 | PUDUCHERRY | 3954.00 | 4754.00 | 8708.00 | 18.65 | 3721.00 | 5509.00 | 9230.00 | 11.72 | 5876.00 | 5509.00 | 11385.00 | 19.95 |
| | TOTAL U.T. | 290282.00 | 176106.00 | 466388.00 | 62.62 | 431674.00 | 246570.00 | 678244.00 | 72.68 | 444282.00 | 309524.00 | 753806.00 | 71.08 |
| | TOTAL (STATE & UTs) | 1802346.00 | 4235828.00 | 6038174.00 | 61.68 | 3485292.00 | 5057748.00 | 8543040.00 | 61.59 | 3334952.00 | 4588063.00 | 7923015.00 | 53.54 |

STATEMENT NO. (21): PLAN & NON-PLAN BUDGETED EXPENDITURE ON LANGUAGE DEVELOPMENT

ACCOUNT: REVENUE ACCOUNT
PROGRAM: TOTAL EXPENDITURE

(RUPEES IN THOUSANDS)

| SL. NO. | STATE/UNION TERRITORY | 2007-08 (ACTUALS) | | | | 2008-09 (R. E.) | | | | 2009-10 (B. E.) | | | |
|---------|-----------------------|-------------------|------------|------------|----------------------------------|-----------------|------------|------------|----------------------------------|-----------------|------------|------------|----------------------------------|
| | | PLAN | NON-PLAN | TOTAL | % AGE TO TOTAL EXP. ON EDUCATION | PLAN | NON-PLAN | TOTAL | % AGE TO TOTAL EXP. ON EDUCATION | PLAN | NON-PLAN | TOTAL | % AGE TO TOTAL EXP. ON EDUCATION |
| 1 | ANDHRA PRADESH | 112.00 | 183069.00 | 183181.00 | 0.32 | 5665.00 | 192526.00 | 198191.00 | 0.27 | 5500.00 | 205267.00 | 210767.00 | 0.24 |
| 2 | ARUNACHAL PRADESH | ... | ... | ... | ... | ... | ... | ... | ... | ... | ... | ... | ... |
| 3 | ASSAM | 2834.00 | 252405.00 | 255239.00 | 0.91 | 26000.00 | 605669.00 | 631669.00 | 1.71 | 158800.00 | 660665.00 | 819465.00 | 1.87 |
| 4 | BIHAR | 0.00 | 590967.00 | 590967.00 | 1.17 | 0.00 | 1039060.00 | 1039060.00 | 1.55 | 0.00 | 1111827.00 | 1111827.00 | 1.40 |
| 5 | CHHATTISGARH | 7500.00 | 5957.00 | 13457.00 | 0.08 | 5263.00 | 10425.00 | 15688.00 | 0.06 | 8885.00 | 7056.00 | 15941.00 | 0.05 |
| 6 | GOA | 2808.00 | 1.00 | 2809.00 | 0.08 | 3001.00 | 200.00 | 3201.00 | 0.06 | 3001.00 | 200.00 | 3201.00 | 0.05 |
| 7 | GUJARAT | 10416.00 | 36448.00 | 46864.00 | 0.09 | 11736.00 | 30625.00 | 42361.00 | 0.08 | 12772.00 | 30184.00 | 42956.00 | 0.08 |
| 8 | HARYANA | 20000.00 | 0.00 | 20000.00 | 0.07 | 20300.00 | 0.00 | 20300.00 | 0.05 | 20500.00 | 0.00 | 20500.00 | 0.04 |
| 9 | HIMACHAL PRADESH | 7035.00 | 32144.00 | 39179.00 | 0.27 | 0.00 | 39766.00 | 39766.00 | 0.21 | 0.00 | 43070.00 | 43070.00 | 0.21 |
| 10 | JAMMU & KASHMIR | ... | ... | ... | ... | ... | ... | ... | ... | ... | ... | ... | ... |
| 11 | JHARKHAND | 0.00 | 163198.00 | 163198.00 | 0.70 | 0.00 | 126856.00 | 126856.00 | 0.44 | 0.00 | 131058.00 | 131058.00 | 0.37 |
| 12 | KARNATAKA | 5795.00 | 121483.00 | 127278.00 | 0.19 | 27500.00 | 128888.00 | 156388.00 | 0.19 | 82000.00 | 134118.00 | 216118.00 | 0.25 |
| 13 | KERALA | 17479.00 | 207731.00 | 225210.00 | 0.51 | 23500.00 | 232128.00 | 255628.00 | 0.48 | 31400.00 | 245055.00 | 276455.00 | 0.45 |
| 14 | MADHYA PRADESH | 0.00 | 30969.00 | 30969.00 | 0.09 | 5000.00 | 43768.00 | 48768.00 | 0.09 | 1.00 | 45667.00 | 45668.00 | 0.08 |
| 15 | MAHARASHTRA | 0.00 | 1332.00 | 1332.00 | 0.00 | 0.00 | 492.00 | 492.00 | 0.00 | 0.00 | 788.00 | 788.00 | 0.00 |
| 16 | MANIPUR | 1031.00 | 1115.00 | 2146.00 | 0.06 | 1460.00 | 2565.00 | 4025.00 | 0.10 | 8380.00 | 3008.00 | 11388.00 | 0.25 |
| 17 | MEGHALAYA | 300.00 | 0.00 | 300.00 | 0.01 | 400.00 | 8.00 | 408.00 | 0.01 | 500.00 | 8.00 | 508.00 | 0.01 |
| 18 | MIZORAM | 74510.00 | 129273.00 | 203783.00 | 7.21 | 87250.00 | 148610.00 | 235860.00 | 7.22 | 122270.00 | 207845.00 | 330115.00 | 7.91 |
| 19 | NAGALAND | 0.00 | 98335.00 | 98335.00 | 2.93 | 0.00 | 103128.00 | 103128.00 | 2.95 | 0.00 | 111208.00 | 111208.00 | 3.01 |
| 20 | ORISSA | 48575.00 | 100995.00 | 149570.00 | 0.51 | 1600.00 | 171005.00 | 172605.00 | 0.39 | 9600.00 | 309061.00 | 318661.00 | 0.59 |
| 21 | PUNJAB | 6445.00 | 53856.00 | 60301.00 | 0.23 | 19700.00 | 65685.00 | 85385.00 | 0.28 | 29600.00 | 71207.00 | 100807.00 | 0.28 |
| 22 | RAJASTHAN | 10062.00 | 450017.00 | 460079.00 | 0.86 | 8836.00 | 726418.00 | 735254.00 | 1.00 | 19540.00 | 889161.00 | 908701.00 | 1.03 |
| 23 | SIKKIM | 720.00 | 0.00 | 720.00 | 0.03 | 6423.00 | 0.00 | 6423.00 | 0.24 | 568.00 | 0.00 | 568.00 | 0.02 |
| 24 | TAMIL NADU | 23892.00 | 151271.00 | 175163.00 | 0.26 | 28925.00 | 207683.00 | 236608.00 | 0.26 | 14536.00 | 226138.00 | 240674.00 | 0.23 |
| 25 | TRIPURA | 0.00 | 9869.00 | 9869.00 | 0.20 | 11984.00 | 11930.00 | 23914.00 | 0.40 | 700.00 | 16100.00 | 16800.00 | 0.21 |
| 26 | UTTARAKHAND | 263.00 | 34508.00 | 34771.00 | 0.23 | 0.00 | 66224.00 | 66224.00 | 0.59 | 6877.00 | 119521.00 | 126398.00 | 0.44 |
| 27 | UTTAR PRADESH | 4944.00 | 646509.00 | 651453.00 | 0.58 | 1783.00 | 662313.00 | 664096.00 | 0.49 | 1201.00 | 861298.00 | 862499.00 | 0.51 |
| 28 | WEST BENGAL | 43508.00 | 176315.00 | 219823.00 | 0.33 | 91620.00 | 188142.00 | 279762.00 | 0.38 | 98240.00 | 270089.00 | 368329.00 | 0.34 |
| | TOTAL STATES | 288229.00 | 3477767.00 | 3765996.00 | 0.39 | 387946.00 | 4804114.00 | 5192060.00 | 0.43 | 634871.00 | 5699599.00 | 6334470.00 | 0.44 |
| 29 | A. & N. ISLANDS | 3322.00 | 0.00 | 3322.00 | 0.26 | 5100.00 | 30.00 | 5130.00 | 0.26 | 5500.00 | 30.00 | 5530.00 | 0.23 |
| 30 | CHANDIGARH | 3070.00 | 5950.00 | 9020.00 | 0.41 | 3100.00 | 6920.00 | 10020.00 | 0.41 | 1700.00 | 9810.00 | 11510.00 | 0.39 |
| 31 | DADRA & NAGAR HAVELI | ... | ... | ... | ... | ... | ... | ... | ... | ... | ... | ... | ... |
| 32 | DAMAN & DIU | ... | ... | ... | ... | ... | ... | ... | ... | ... | ... | ... | ... |
| 33 | DELHI | 36600.00 | 0.00 | 36600.00 | 0.17 | 75200.00 | 0.00 | 75200.00 | 0.26 | 59500.00 | 0.00 | 59500.00 | 0.17 |
| 34 | LAKSHADWEEP | ... | ... | ... | ... | ... | ... | ... | ... | ... | ... | ... | ... |
| 35 | PUDUCHERRY | 4253.00 | 0.00 | 4253.00 | 0.18 | 3957.00 | 0.00 | 3957.00 | 0.12 | 6275.00 | 0.00 | 6275.00 | 0.17 |
| | TOTAL U.T. | 47245.00 | 5950.00 | 53195.00 | 0.19 | 87357.00 | 6950.00 | 94307.00 | 0.25 | 72975.00 | 9840.00 | 82815.00 | 0.18 |
| | TOTAL (STATE & UTs) | 335474.00 | 3483717.00 | 3819191.00 | 0.39 | 475303.00 | 4811064.00 | 5286367.00 | 0.43 | 707846.00 | 5709439.00 | 6417285.00 | 0.43 |
| | CENTRE TOTAL | 1500300.00 | 438400.00 | 1938700.00 | 0.72 | 1960200.00 | 596400.00 | 2556600.00 | 0.67 | 1450000.00 | 666000.00 | 2116000.00 | 0.48 |
| | GRAND TOTAL | 1835774.00 | 3922117.00 | 5757891.00 | 0.46 | 2435503.00 | 5407464.00 | 7842967.00 | 0.48 | 2157846.00 | 6375439.00 | 8533285.00 | 0.44 |

STATEMENT NO. (22): PLAN & NON-PLAN BUDGETED EXPENDITURE ON LANGUAGE DEVELOPMENT (Sub-head wise)

ACCOUNT: REVENUE ACCOUNT
PROGRAM: DIRECTION & ADMINISTRATION

(RUPEES IN THOUSANDS)

| NO. | TERRITORY | 2007-08(ACTUALS) | | | | 2008-09(R.E.) | | | | 2009-10(B.E.) | | | |
|---------------------|----------------------|------------------|-----------|-----------|----------------------------------|---------------|-----------|-----------|----------------------------------|---------------|-----------|-----------|----------------------------------|
| | | PLAN | NON-PLAN | TOTAL | % AGE TO TOTAL EXP. ON LNG. DEV. | PLAN | NON-PLAN | TOTAL | % AGE TO TOTAL EXP. ON LNG. DEV. | PLAN | NON-PLAN | TOTAL | % AGE TO TOTAL EXP. ON LNG. DEV. |
| 1 | ANDHRA PRADESH | ... | ... | ... | ... | ... | ... | ... | ... | ... | ... | ... | ... |
| 2 | ARUNACHAL PRADESH | ... | ... | ... | ... | ... | ... | ... | ... | ... | ... | ... | ... |
| 3 | ASSAM | 0.00 | 31828.00 | 31828.00 | 12.47 | 6100.00 | 78952.00 | 85052.00 | 13.46 | 4100.00 | 117930.00 | 122030.00 | 14.89 |
| 4 | BIHAR | ... | ... | ... | ... | ... | ... | ... | ... | ... | ... | ... | ... |
| 5 | CHHATTISGARH | ... | ... | ... | ... | ... | ... | ... | ... | ... | ... | ... | ... |
| 6 | GOA | ... | ... | ... | ... | ... | ... | ... | ... | ... | ... | ... | ... |
| 7 | GUJARAT | ... | ... | ... | ... | ... | ... | ... | ... | ... | ... | ... | ... |
| 8 | HARYANA | ... | ... | ... | ... | ... | ... | ... | ... | ... | ... | ... | ... |
| 9 | HIMACHAL PRADESH | 7035.00 | 9934.00 | 16969.00 | 43.31 | 0.00 | 20298.00 | 20298.00 | 51.04 | 0.00 | 21966.00 | 21966.00 | 51.00 |
| 10 | JAMMU & KASHMIR | ... | ... | ... | ... | ... | ... | ... | ... | ... | ... | ... | ... |
| 11 | JHARKHAND | ... | ... | ... | ... | ... | ... | ... | ... | ... | ... | ... | ... |
| 12 | KARNATAKA | ... | ... | ... | ... | ... | ... | ... | ... | ... | ... | ... | ... |
| 13 | KERALA | ... | ... | ... | ... | ... | ... | ... | ... | ... | ... | ... | ... |
| 14 | MADHYA PRADESH | ... | ... | ... | ... | ... | ... | ... | ... | ... | ... | ... | ... |
| 15 | MAHARASHTRA | ... | ... | ... | ... | ... | ... | ... | ... | ... | ... | ... | ... |
| 16 | MANIPUR | 10.00 | 156.00 | 166.00 | 7.74 | 10.00 | 197.00 | 207.00 | 5.14 | 50.00 | 228.00 | 278.00 | 2.44 |
| 17 | MEGHALAYA | 0.00 | 0.00 | 0.00 | 0.00 | 100.00 | 0.00 | 100.00 | 24.51 | 200.00 | 0.00 | 200.00 | 39.37 |
| 18 | MIZORAM | ... | ... | ... | ... | ... | ... | ... | ... | ... | ... | ... | ... |
| 19 | NAGALAND | ... | ... | ... | ... | ... | ... | ... | ... | ... | ... | ... | ... |
| 20 | ORISSA | ... | ... | ... | ... | ... | ... | ... | ... | ... | ... | ... | ... |
| 21 | PUNJAB | 0.00 | 52332.00 | 52332.00 | 86.78 | 0.00 | 62222.00 | 62222.00 | 72.87 | 0.00 | 67743.00 | 67743.00 | 67.20 |
| 22 | RAJASTHAN | 0.00 | 4138.00 | 4138.00 | 0.90 | 0.00 | 5184.00 | 5184.00 | 0.71 | 0.00 | 5746.00 | 5746.00 | 0.63 |
| 23 | SIKKIM | ... | ... | ... | ... | ... | ... | ... | ... | ... | ... | ... | ... |
| 24 | TAMIL NADU | 134.00 | 37337.00 | 37471.00 | 21.39 | 910.00 | 51654.00 | 52564.00 | 22.22 | 100.00 | 56760.00 | 56860.00 | 23.63 |
| 25 | TRIPURA | ... | ... | ... | ... | ... | ... | ... | ... | ... | ... | ... | ... |
| 26 | UTTARAKHAND | 0.00 | 0.00 | 0.00 | 0.00 | 0.00 | 0.00 | 0.00 | 0.00 | 6877.00 | 0.00 | 6877.00 | 5.44 |
| 27 | UTTAR PRADESH | 0.00 | 1171.00 | 1171.00 | 0.18 | 0.00 | 1819.00 | 1819.00 | 0.27 | 0.00 | 2296.00 | 2296.00 | 0.27 |
| 28 | WEST BENGAL | ... | ... | ... | ... | ... | ... | ... | ... | ... | ... | ... | ... |
| TOTAL STATES | | 7179.00 | 136896.00 | 144075.00 | 3.83 | 7120.00 | 220326.00 | 227446.00 | 4.38 | 11327.00 | 272669.00 | 283996.00 | 4.48 |
| 29 | A. & N. ISLANDS | ... | ... | ... | ... | ... | ... | ... | ... | ... | ... | ... | ... |
| 30 | CHANDIGARH | ... | ... | ... | ... | ... | ... | ... | ... | ... | ... | ... | ... |
| 31 | DADRA & NAGAR HAVELI | ... | ... | ... | ... | ... | ... | ... | ... | ... | ... | ... | ... |
| 32 | DAMAN & DIU | ... | ... | ... | ... | ... | ... | ... | ... | ... | ... | ... | ... |
| 33 | DELHI | ... | ... | ... | ... | ... | ... | ... | ... | ... | ... | ... | ... |
| 34 | LAKSHADWEEP | ... | ... | ... | ... | ... | ... | ... | ... | ... | ... | ... | ... |
| 35 | PUDUCHERRY | ... | ... | ... | ... | ... | ... | ... | ... | ... | ... | ... | ... |
| TOTAL U.T. | | 0.00 | 0.00 | 0.00 | 0.00 | 0.00 | 0.00 | 0.00 | 0.00 | 0.00 | 0.00 | 0.00 | 0.00 |
| TOTAL (STATE & UTs) | | 7179.00 | 136896.00 | 144075.00 | 3.77 | 7120.00 | 220326.00 | 227446.00 | 4.30 | 11327.00 | 272669.00 | 283996.00 | 4.43 |

STATEMENT NO. (22): PLAN & NON-PLAN BUDGETED EXPENDITURE ON LANGUAGE DEVELOPMENT (Sub-head wise)

ACCOUNT: REVENUE ACCOUNT
PROGRAM: PROMOTION OF MODERN INDIAN LANGUAGES & LITERATURE

(RUPEES IN THOUSANDS)

| NO. | TERRITORY | 2007-08(ACTUALS) | | | | 2008-09(R.E.) | | | | 2009-10(B.E.) | | | |
|-----|----------------------|------------------|-----------|-----------|----------------------------------|---------------|-----------|-----------|----------------------------------|---------------|-----------|-----------|----------------------------------|
| | | PLAN | NON-PLAN | TOTAL | % AGE TO TOTAL EXP. ON LNG. DEV. | PLAN | NON-PLAN | TOTAL | % AGE TO TOTAL EXP. ON LNG. DEV. | PLAN | NON-PLAN | TOTAL | % AGE TO TOTAL EXP. ON LNG. DEV. |
| 1 | ANDHRA PRADESH | 0.00 | 23805.00 | 23805.00 | 13.00 | 5500.00 | 31644.00 | 37144.00 | 18.74 | 5500.00 | 31644.00 | 37144.00 | 17.62 |
| 2 | ARUNACHAL PRADESH | ... | ... | ... | ... | ... | ... | ... | ... | ... | ... | ... | ... |
| 3 | ASSAM | ... | ... | ... | ... | ... | ... | ... | ... | ... | ... | ... | ... |
| 4 | BIHAR | ... | ... | ... | ... | ... | ... | ... | ... | ... | ... | ... | ... |
| 5 | CHHATTISGARH | 7500.00 | 3577.00 | 11077.00 | 82.31 | 5263.00 | 7825.00 | 13088.00 | 83.43 | 8885.00 | 4056.00 | 12941.00 | 81.18 |
| 6 | GOA | ... | ... | ... | ... | ... | ... | ... | ... | ... | ... | ... | ... |
| 7 | GUJARAT | 8842.00 | 6910.00 | 15752.00 | 33.61 | 8638.00 | 6550.00 | 15188.00 | 35.85 | 9132.00 | 6626.00 | 15758.00 | 36.68 |
| 8 | HARYANA | 20000.00 | 0.00 | 20000.00 | 100.00 | 20300.00 | 0.00 | 20300.00 | 100.00 | 20500.00 | 0.00 | 20500.00 | 100.00 |
| 9 | HIMACHAL PRADESH | 0.00 | 2474.00 | 2474.00 | 6.31 | 0.00 | 3412.00 | 3412.00 | 8.58 | 0.00 | 3628.00 | 3628.00 | 8.42 |
| 10 | JAMMU & KASHMIR | ... | ... | ... | ... | ... | ... | ... | ... | ... | ... | ... | ... |
| 11 | JHARKHAND | ... | ... | ... | ... | ... | ... | ... | ... | ... | ... | ... | ... |
| 12 | KARNATAKA | 2498.00 | 1995.00 | 4493.00 | 3.53 | 7500.00 | 4147.00 | 11647.00 | 7.45 | 8000.00 | 4234.00 | 12234.00 | 5.66 |
| 13 | KERALA | 15000.00 | 29797.00 | 44797.00 | 19.89 | 19500.00 | 36522.00 | 56022.00 | 21.92 | 24800.00 | 35784.00 | 60584.00 | 21.91 |
| 14 | MADHYA PRADESH | 0.00 | 258.00 | 258.00 | 0.83 | 0.00 | 644.00 | 644.00 | 1.32 | 0.00 | 715.00 | 715.00 | 1.57 |
| 15 | MAHARASHTRA | 0.00 | 18.00 | 18.00 | 1.35 | 0.00 | 18.00 | 18.00 | 3.66 | 0.00 | 18.00 | 18.00 | 2.28 |
| 16 | MANIPUR | 971.00 | 610.00 | 1581.00 | 73.67 | 1330.00 | 1443.00 | 2773.00 | 68.89 | 2200.00 | 1699.00 | 3899.00 | 34.24 |
| 17 | MEGHALAYA | 200.00 | 0.00 | 200.00 | 66.67 | 200.00 | 8.00 | 208.00 | 50.98 | 200.00 | 8.00 | 208.00 | 40.94 |
| 18 | MIZORAM | 74510.00 | 129273.00 | 203783.00 | 100.00 | 87250.00 | 148610.00 | 235860.00 | 100.00 | 122270.00 | 207845.00 | 330115.00 | 100.00 |
| 19 | NAGALAND | 0.00 | 98335.00 | 98335.00 | 100.00 | 0.00 | 103128.00 | 103128.00 | 100.00 | 0.00 | 111208.00 | 111208.00 | 100.00 |
| 20 | ORISSA | 8419.00 | 20505.00 | 28324.00 | 18.94 | 100.00 | 32414.00 | 32514.00 | 18.84 | 8100.00 | 55898.00 | 63998.00 | 20.08 |
| 21 | PUNJAB | 6445.00 | 0.00 | 6445.00 | 10.69 | 19700.00 | 0.00 | 19700.00 | 23.07 | 28350.00 | 0.00 | 28350.00 | 28.12 |
| 22 | RAJASTHAN | 4182.00 | 6493.00 | 10675.00 | 2.32 | 4950.00 | 9161.00 | 14111.00 | 1.92 | 9700.00 | 9401.00 | 19101.00 | 2.10 |
| 23 | SIKKIM | 300.00 | 0.00 | 300.00 | 41.67 | 1922.00 | 0.00 | 1922.00 | 29.92 | 276.00 | 0.00 | 276.00 | 48.59 |
| 24 | TAMIL NADU | 0.00 | 28437.00 | 28437.00 | 16.23 | 2.00 | 34944.00 | 34946.00 | 14.77 | 3.00 | 32615.00 | 32618.00 | 13.55 |
| 25 | TRIPURA | 0.00 | 436.00 | 436.00 | 4.42 | 11984.00 | 0.00 | 11984.00 | 50.11 | 500.00 | 0.00 | 500.00 | 2.98 |
| 26 | UTTARAKHAND | 0.00 | 274.00 | 274.00 | 0.79 | 0.00 | 550.00 | 550.00 | 0.83 | 0.00 | 300.00 | 300.00 | 0.24 |
| 27 | UTTAR PRADESH | 4944.00 | 23558.00 | 28502.00 | 4.38 | 1282.00 | 23995.00 | 25277.00 | 3.81 | 700.00 | 40621.00 | 41321.00 | 4.79 |
| 28 | WEST BENGAL | 4034.00 | 0.00 | 4034.00 | 1.84 | 3080.00 | 2174.00 | 5254.00 | 1.88 | 4000.00 | 3126.00 | 7126.00 | 1.93 |
| | TOTAL STATES | 157845.00 | 376755.00 | 534600.00 | 14.20 | 198501.00 | 447189.00 | 645690.00 | 12.44 | 253116.00 | 549426.00 | 802542.00 | 12.67 |
| 29 | A. & N. ISLANDS | 3322.00 | 0.00 | 3322.00 | 100.00 | 5100.00 | 30.00 | 5130.00 | 100.00 | 5500.00 | 30.00 | 5530.00 | 100.00 |
| 30 | CHANDIGARH | 3070.00 | 5950.00 | 9020.00 | 100.00 | 3100.00 | 6920.00 | 10020.00 | 100.00 | 1700.00 | 9810.00 | 11510.00 | 100.00 |
| 31 | DADRA & NAGAR HAVELI | ... | ... | ... | ... | ... | ... | ... | ... | ... | ... | ... | ... |
| 32 | DAMAN & DIU | ... | ... | ... | ... | ... | ... | ... | ... | ... | ... | ... | ... |
| 33 | DELHI | ... | ... | ... | ... | ... | ... | ... | ... | ... | ... | ... | ... |
| 34 | LAKSHADWEEP | ... | ... | ... | ... | ... | ... | ... | ... | ... | ... | ... | ... |
| 35 | PUDUCHERRY | ... | ... | ... | ... | ... | ... | ... | ... | ... | ... | ... | ... |
| | TOTAL U.T. | 6392.00 | 5950.00 | 12342.00 | 23.20 | 8200.00 | 6950.00 | 15150.00 | 16.06 | 7200.00 | 9840.00 | 17040.00 | 20.58 |
| | TOTAL (STATE & UTs) | 164237.00 | 382705.00 | 546942.00 | 14.32 | 206701.00 | 454139.00 | 660840.00 | 12.50 | 260316.00 | 559266.00 | 819582.00 | 12.77 |

STATEMENT NO. (22): PLAN & NON-PLAN BUDGETED EXPENDITURE ON LANGUAGE DEVELOPMENT (Sub-head wise)

ACCOUNT: REVENUE ACCOUNT
PROGRAM: SANSKRIT EDUCATION

(RUPEES IN THOUSANDS)

| NO. | TERRITORY | 2007-08 (ACTUALS) | | | | 2008-09 (R. E.) | | | | 2009-10 (B. E.) | | | |
|-----|----------------------|-------------------|------------|------------|----------------------------------|-----------------|------------|------------|----------------------------------|-----------------|------------|------------|----------------------------------|
| | | PLAN | NON-PLAN | TOTAL | % AGE TO TOTAL EXP. ON LNG. DEV. | PLAN | NON-PLAN | TOTAL | % AGE TO TOTAL EXP. ON LNG. DEV. | PLAN | NON-PLAN | TOTAL | % AGE TO TOTAL EXP. ON LNG. DEV. |
| 1 | ANDHRA PRADESH | 0.00 | 159264.00 | 159264.00 | 86.94 | 0.00 | 160882.00 | 160882.00 | 81.18 | 0.00 | 173623.00 | 173623.00 | 82.38 |
| 2 | ARUNACHAL PRADESH | ... | ... | ... | ... | ... | ... | ... | ... | ... | ... | ... | ... |
| 3 | ASSAM | 2834.00 | 55340.00 | 58174.00 | 22.79 | 5500.00 | 100899.00 | 106399.00 | 16.84 | 6300.00 | 88437.00 | 94737.00 | 11.56 |
| 4 | BIHAR | 0.00 | 202049.00 | 202049.00 | 34.19 | 0.00 | 352761.00 | 352761.00 | 33.95 | 0.00 | 356612.00 | 356612.00 | 32.07 |
| 5 | CHHATTISGARH | 0.00 | 2380.00 | 2380.00 | 17.69 | 0.00 | 2600.00 | 2600.00 | 16.57 | 0.00 | 3000.00 | 3000.00 | 18.82 |
| 6 | GOA | 2808.00 | 0.00 | 2808.00 | 99.96 | 3000.00 | 0.00 | 3000.00 | 93.72 | 3000.00 | 0.00 | 3000.00 | 93.72 |
| 7 | GUJARAT | 1574.00 | 29538.00 | 31112.00 | 66.39 | 3098.00 | 24075.00 | 27173.00 | 64.15 | 3640.00 | 23558.00 | 27198.00 | 63.32 |
| 8 | HARYANA | ... | ... | ... | ... | ... | ... | ... | ... | ... | ... | ... | ... |
| 9 | HIMACHAL PRADESH | 0.00 | 18579.00 | 18579.00 | 47.42 | 0.00 | 14899.00 | 14899.00 | 37.47 | 0.00 | 16319.00 | 16319.00 | 37.89 |
| 10 | JAMMU & KASHMIR | ... | ... | ... | ... | ... | ... | ... | ... | ... | ... | ... | ... |
| 11 | JHARKHAND | 0.00 | 16636.00 | 16636.00 | 10.19 | 0.00 | 16856.00 | 16856.00 | 13.29 | 0.00 | 20058.00 | 20058.00 | 15.30 |
| 12 | KARNATAKA | 3297.00 | 119488.00 | 122785.00 | 96.47 | 20000.00 | 124741.00 | 144741.00 | 92.55 | 74000.00 | 129884.00 | 203884.00 | 94.34 |
| 13 | KERALA | 979.00 | 0.00 | 979.00 | 0.43 | 2000.00 | 0.00 | 2000.00 | 0.78 | 4600.00 | 0.00 | 4600.00 | 1.66 |
| 14 | MADHYA PRADESH | 0.00 | 30497.00 | 30497.00 | 98.48 | 5000.00 | 42666.00 | 47666.00 | 97.74 | 1.00 | 44482.00 | 44483.00 | 97.41 |
| 15 | MAHARASHTRA | 0.00 | 1314.00 | 1314.00 | 98.65 | 0.00 | 474.00 | 474.00 | 96.34 | 0.00 | 770.00 | 770.00 | 97.72 |
| 16 | MANIPUR | 0.00 | 349.00 | 349.00 | 16.26 | 20.00 | 925.00 | 945.00 | 23.48 | 30.00 | 1081.00 | 1111.00 | 9.76 |
| 17 | MEGHALAYA | 100.00 | 0.00 | 100.00 | 33.33 | 100.00 | 0.00 | 100.00 | 24.51 | 100.00 | 0.00 | 100.00 | 19.69 |
| 18 | MIZORAM | ... | ... | ... | ... | ... | ... | ... | ... | ... | ... | ... | ... |
| 19 | NAGALAND | ... | ... | ... | ... | ... | ... | ... | ... | ... | ... | ... | ... |
| 20 | ORISSA | 26380.00 | 78142.00 | 104522.00 | 69.88 | 0.00 | 136140.00 | 136140.00 | 78.87 | 0.00 | 250712.00 | 250712.00 | 78.68 |
| 21 | PUNJAB | ... | ... | ... | ... | ... | ... | ... | ... | ... | ... | ... | ... |
| 22 | RAJASTHAN | 3719.00 | 420344.00 | 424063.00 | 92.17 | 3750.00 | 687086.00 | 690836.00 | 93.96 | 7767.00 | 844992.00 | 852759.00 | 93.84 |
| 23 | SIKKIM | 420.00 | 0.00 | 420.00 | 58.33 | 4501.00 | 0.00 | 4501.00 | 70.08 | 292.00 | 0.00 | 292.00 | 51.41 |
| 24 | TAMIL NADU | 90.00 | 14355.00 | 14445.00 | 8.25 | 252.00 | 26172.00 | 26424.00 | 11.17 | 252.00 | 32279.00 | 32531.00 | 13.52 |
| 25 | TRIPURA | 0.00 | 133.00 | 133.00 | 1.35 | 0.00 | 30.00 | 30.00 | 0.13 | 100.00 | 100.00 | 200.00 | 1.19 |
| 26 | UTTARAKHAND | 263.00 | 34234.00 | 34497.00 | 99.21 | 0.00 | 65674.00 | 65674.00 | 99.17 | 0.00 | 119221.00 | 119221.00 | 94.32 |
| 27 | UTTAR PRADESH | 0.00 | 621080.00 | 621080.00 | 95.34 | 1.00 | 635799.00 | 635800.00 | 95.74 | 1.00 | 817381.00 | 817382.00 | 94.77 |
| 28 | WEST BENGAL | 0.00 | 28254.00 | 28254.00 | 12.85 | 0.00 | 36211.00 | 36211.00 | 12.94 | 0.00 | 47659.00 | 47659.00 | 12.94 |
| | TOTAL STATES | 42464.00 | 1831976.00 | 1874440.00 | 49.77 | 47222.00 | 2428890.00 | 2476112.00 | 47.69 | 100083.00 | 2970168.00 | 3070251.00 | 48.47 |
| 29 | A. & N. ISLANDS | ... | ... | ... | ... | ... | ... | ... | ... | ... | ... | ... | ... |
| 30 | CHANDIGARH | ... | ... | ... | ... | ... | ... | ... | ... | ... | ... | ... | ... |
| 31 | DADRA & NAGAR HAVELI | ... | ... | ... | ... | ... | ... | ... | ... | ... | ... | ... | ... |
| 32 | DAMAN & DIU | ... | ... | ... | ... | ... | ... | ... | ... | ... | ... | ... | ... |
| 33 | DELHI | 4100.00 | 0.00 | 4100.00 | 11.20 | 8200.00 | 0.00 | 8200.00 | 10.90 | 6500.00 | 0.00 | 6500.00 | 10.92 |
| 34 | LAKSHADWEEP | ... | ... | ... | ... | ... | ... | ... | ... | ... | ... | ... | ... |
| 35 | PUDUCHERRY | ... | ... | ... | ... | ... | ... | ... | ... | ... | ... | ... | ... |
| | TOTAL U.T. | 4100.00 | 0.00 | 4100.00 | 7.71 | 8200.00 | 0.00 | 8200.00 | 8.70 | 6500.00 | 0.00 | 6500.00 | 7.85 |
| | TOTAL (STATE & UTs) | 46564.00 | 1831976.00 | 1878540.00 | 49.19 | 55422.00 | 2428890.00 | 2484312.00 | 46.99 | 106583.00 | 2970168.00 | 3076751.00 | 47.94 |

STATEMENT NO. (22): PLAN & NON-PLAN BUDGETED EXPENDITURE ON LANGUAGE DEVELOPMENT (Sub-head wise)

ACCOUNT: REVENUE ACCOUNT
PROGRAM: COMMERCIAL INSTITUTIONS

(RUPEES IN THOUSANDS)

| NO. | TERRITORY | 2007-08(ACTUALS) | | | | 2008-09(R.E.) | | | | 2009-10(B.E.) | | | |
|---------------------|----------------------|------------------|----------|--------|----------------------------------|---------------|----------|--------|----------------------------------|---------------|----------|--------|----------------------------------|
| | | PLAN | NON-PLAN | TOTAL | % AGE TO TOTAL EXP. ON LNG. DEV. | PLAN | NON-PLAN | TOTAL | % AGE TO TOTAL EXP. ON LNG. DEV. | PLAN | NON-PLAN | TOTAL | % AGE TO TOTAL EXP. ON LNG. DEV. |
| 1 | ANDHRA PRADESH | ... | ... | ... | ... | ... | ... | ... | ... | ... | ... | ... | ... |
| 2 | ARUNACHAL PRADESH | ... | ... | ... | ... | ... | ... | ... | ... | ... | ... | ... | ... |
| 3 | ASSAM | ... | ... | ... | ... | ... | ... | ... | ... | ... | ... | ... | ... |
| 4 | BIHAR | ... | ... | ... | ... | ... | ... | ... | ... | ... | ... | ... | ... |
| 5 | CHHATTISGARH | ... | ... | ... | ... | ... | ... | ... | ... | ... | ... | ... | ... |
| 6 | GOA | ... | ... | ... | ... | ... | ... | ... | ... | ... | ... | ... | ... |
| 7 | GUJARAT | ... | ... | ... | ... | ... | ... | ... | ... | ... | ... | ... | ... |
| 8 | HARYANA | ... | ... | ... | ... | ... | ... | ... | ... | ... | ... | ... | ... |
| 9 | HIMACHAL PRADESH | ... | ... | ... | ... | ... | ... | ... | ... | ... | ... | ... | ... |
| 10 | JAMMU & KASHMIR | ... | ... | ... | ... | ... | ... | ... | ... | ... | ... | ... | ... |
| 11 | JHARKHAND | ... | ... | ... | ... | ... | ... | ... | ... | ... | ... | ... | ... |
| 12 | KARNATAKA | ... | ... | ... | ... | ... | ... | ... | ... | ... | ... | ... | ... |
| 13 | KERALA | ... | ... | ... | ... | ... | ... | ... | ... | ... | ... | ... | ... |
| 14 | MADHYA PRADESH | 0.00 | 214.00 | 214.00 | 0.69 | 0.00 | 458.00 | 458.00 | 0.94 | 0.00 | 470.00 | 470.00 | 1.03 |
| 15 | MAHARASHTRA | ... | ... | ... | ... | ... | ... | ... | ... | ... | ... | ... | ... |
| 16 | MANIPUR | ... | ... | ... | ... | ... | ... | ... | ... | ... | ... | ... | ... |
| 17 | MEGHALAYA | ... | ... | ... | ... | ... | ... | ... | ... | ... | ... | ... | ... |
| 18 | MIZORAM | ... | ... | ... | ... | ... | ... | ... | ... | ... | ... | ... | ... |
| 19 | NAGALAND | ... | ... | ... | ... | ... | ... | ... | ... | ... | ... | ... | ... |
| 20 | ORISSA | ... | ... | ... | ... | ... | ... | ... | ... | ... | ... | ... | ... |
| 21 | PUNJAB | ... | ... | ... | ... | ... | ... | ... | ... | ... | ... | ... | ... |
| 22 | RAJASTHAN | ... | ... | ... | ... | ... | ... | ... | ... | ... | ... | ... | ... |
| 23 | SIKKIM | ... | ... | ... | ... | ... | ... | ... | ... | ... | ... | ... | ... |
| 24 | TAMIL NADU | ... | ... | ... | ... | ... | ... | ... | ... | ... | ... | ... | ... |
| 25 | TRIPURA | ... | ... | ... | ... | ... | ... | ... | ... | ... | ... | ... | ... |
| 26 | UTTARAKHAND | ... | ... | ... | ... | ... | ... | ... | ... | ... | ... | ... | ... |
| 27 | UTTAR PRADESH | ... | ... | ... | ... | ... | ... | ... | ... | ... | ... | ... | ... |
| 28 | WEST BENGAL | ... | ... | ... | ... | ... | ... | ... | ... | ... | ... | ... | ... |
| TOTAL STATES | | 0.00 | 214.00 | 214.00 | 0.01 | 0.00 | 458.00 | 458.00 | 0.01 | 0.00 | 470.00 | 470.00 | 0.01 |
| 29 | A. & N. ISLANDS | ... | ... | ... | ... | ... | ... | ... | ... | ... | ... | ... | ... |
| 30 | CHANDIGARH | ... | ... | ... | ... | ... | ... | ... | ... | ... | ... | ... | ... |
| 31 | DADRA & NAGAR HAVELI | ... | ... | ... | ... | ... | ... | ... | ... | ... | ... | ... | ... |
| 32 | DAMAN & DIU | ... | ... | ... | ... | ... | ... | ... | ... | ... | ... | ... | ... |
| 33 | DELHI | ... | ... | ... | ... | ... | ... | ... | ... | ... | ... | ... | ... |
| 34 | LAKSHADWEEP | ... | ... | ... | ... | ... | ... | ... | ... | ... | ... | ... | ... |
| 35 | PUDUCHERRY | ... | ... | ... | ... | ... | ... | ... | ... | ... | ... | ... | ... |
| TOTAL U.T. | | 0.00 | 0.00 | 0.00 | 0.00 | 0.00 | 0.00 | 0.00 | 0.00 | 0.00 | 0.00 | 0.00 | 0.00 |
| TOTAL (STATE & UTs) | | ... | 214.00 | 214.00 | 0.01 | ... | 458.00 | 458.00 | 0.01 | ... | 470.00 | 470.00 | 0.01 |

STATEMENT NO. (22): PLAN & NON-PLAN BUDGETED EXPENDITURE ON LANGUAGE DEVELOPMENT (Sub-head wise)

ACCOUNT: REVENUE ACCOUNT
PROGRAM: OTHER EXPENDITURE

(RUPEES IN THOUSANDS)

| NO. | TERRITORY | 2007-08(ACTUALS) | | | | 2008-09(R.E.) | | | | 2009-10(B.E.) | | | |
|-----|----------------------|------------------|------------|------------|-------------------------------------|---------------|------------|------------|-------------------------------------|---------------|------------|------------|-------------------------------------|
| | | PLAN | NON-PLAN | TOTAL | % AGE TO TOTAL EXP. ON LNG. DEV. | PLAN | NON-PLAN | TOTAL | % AGE TO TOTAL EXP. ON LNG. DEV. | PLAN | NON-PLAN | TOTAL | % AGE TO TOTAL EXP. ON LNG. DEV. |
| 1 | ANDHRA PRADESH | 112.00 | 0.00 | 112.00 | 0.06 | 165.00 | 0.00 | 165.00 | 0.08 | 0.00 | 0.00 | 0.00 | 0.00 |
| 2 | ARUNACHAL PRADESH | ... | ... | ... | ... | ... | ... | ... | ... | ... | ... | ... | ... |
| 3 | ASSAM | 0.00 | 165237.00 | 165237.00 | 64.74 | 14400.00 | 425818.00 | 440218.00 | 69.69 | 148400.00 | 454298.00 | 602698.00 | 73.55 |
| 4 | BIHAR | 0.00 | 388918.00 | 388918.00 | 65.81 | 0.00 | 686299.00 | 686299.00 | 66.05 | 0.00 | 755215.00 | 755215.00 | 67.93 |
| 5 | CHHATTISGARH | ... | ... | ... | ... | ... | ... | ... | ... | ... | ... | ... | ... |
| 6 | GOA | 0.00 | 1.00 | 1.00 | 0.04 | 1.00 | 200.00 | 201.00 | 6.28 | 1.00 | 200.00 | 201.00 | 6.28 |
| 7 | GUJARAT | ... | ... | ... | ... | ... | ... | ... | ... | ... | ... | ... | ... |
| 8 | HARYANA | ... | ... | ... | ... | ... | ... | ... | ... | ... | ... | ... | ... |
| 9 | HIMACHAL PRADESH | 0.00 | 1157.00 | 1157.00 | 2.95 | 0.00 | 1157.00 | 1157.00 | 2.91 | 0.00 | 1157.00 | 1157.00 | 2.69 |
| 10 | JAMMU & KASHMIR | ... | ... | ... | ... | ... | ... | ... | ... | ... | ... | ... | ... |
| 11 | JHARKHAND | 0.00 | 146562.00 | 146562.00 | 89.81 | 0.00 | 110000.00 | 110000.00 | 86.71 | 0.00 | 111000.00 | 111000.00 | 84.70 |
| 12 | KARNATAKA | ... | ... | ... | ... | ... | ... | ... | ... | ... | ... | ... | ... |
| 13 | KERALA | 1500.00 | 177934.00 | 179434.00 | 79.67 | 2000.00 | 195606.00 | 197606.00 | 77.30 | 2000.00 | 209271.00 | 211271.00 | 76.42 |
| 14 | MADHYA PRADESH | ... | ... | ... | ... | ... | ... | ... | ... | ... | ... | ... | ... |
| 15 | MAHARASHTRA | ... | ... | ... | ... | ... | ... | ... | ... | ... | ... | ... | ... |
| 16 | MANIPUR | 50.00 | 0.00 | 50.00 | 2.33 | 100.00 | 0.00 | 100.00 | 2.48 | 6100.00 | 0.00 | 6100.00 | 53.57 |
| 17 | MEGHALAYA | ... | ... | ... | ... | ... | ... | ... | ... | ... | ... | ... | ... |
| 18 | MIZORAM | ... | ... | ... | ... | ... | ... | ... | ... | ... | ... | ... | ... |
| 19 | NAGALAND | ... | ... | ... | ... | ... | ... | ... | ... | ... | ... | ... | ... |
| 20 | ORISSA | 13776.00 | 2348.00 | 16124.00 | 10.78 | 1500.00 | 2451.00 | 3951.00 | 2.29 | 1500.00 | 2451.00 | 3951.00 | 1.24 |
| 21 | PUNJAB | 0.00 | 1524.00 | 1524.00 | 2.53 | 0.00 | 3463.00 | 3463.00 | 4.06 | 1250.00 | 3464.00 | 4714.00 | 4.68 |
| 22 | RAJASTHAN | 2161.00 | 19042.00 | 21203.00 | 4.61 | 136.00 | 24987.00 | 25123.00 | 3.42 | 2073.00 | 29022.00 | 31095.00 | 3.42 |
| 23 | SIKKIM | ... | ... | ... | ... | ... | ... | ... | ... | ... | ... | ... | ... |
| 24 | TAMIL NADU | 23668.00 | 71142.00 | 94810.00 | 54.13 | 27761.00 | 94913.00 | 122674.00 | 51.85 | 14181.00 | 104484.00 | 118665.00 | 49.31 |
| 25 | TRIPURA | 0.00 | 9300.00 | 9300.00 | 94.23 | 0.00 | 11900.00 | 11900.00 | 49.76 | 100.00 | 16000.00 | 16100.00 | 95.83 |
| 26 | UTTARAKHAND | ... | ... | ... | ... | ... | ... | ... | ... | ... | ... | ... | ... |
| 27 | UTTAR PRADESH | 0.00 | 700.00 | 700.00 | 0.11 | 500.00 | 700.00 | 1200.00 | 0.18 | 500.00 | 1000.00 | 1500.00 | 0.17 |
| 28 | WEST BENGAL | 39474.00 | 148061.00 | 187535.00 | 85.31 | 88540.00 | 149757.00 | 238297.00 | 85.18 | 94240.00 | 219304.00 | 313544.00 | 85.13 |
| | TOTAL STATES | 80741.00 | 1131926.00 | 1212667.00 | 32.20 | 135103.00 | 1707251.00 | 1842354.00 | 35.48 | 270345.00 | 1906866.00 | 2177211.00 | 34.37 |
| 29 | A. & N. ISLANDS | ... | ... | ... | ... | ... | ... | ... | ... | ... | ... | ... | ... |
| 30 | CHANDIGARH | ... | ... | ... | ... | ... | ... | ... | ... | ... | ... | ... | ... |
| 31 | DADRA & NAGAR HAVELI | ... | ... | ... | ... | ... | ... | ... | ... | ... | ... | ... | ... |
| 32 | DAMAN & DIU | ... | ... | ... | ... | ... | ... | ... | ... | ... | ... | ... | ... |
| 33 | DELHI | 32500.00 | 0.00 | 32500.00 | 88.80 | 67000.00 | 0.00 | 67000.00 | 89.10 | 53000.00 | 0.00 | 53000.00 | 89.08 |
| 34 | LAKSHADWEEP | ... | ... | ... | ... | ... | ... | ... | ... | ... | ... | ... | ... |
| 35 | PUDUCHERRY | 4253.00 | 0.00 | 4253.00 | 100.00 | 3957.00 | 0.00 | 3957.00 | 100.00 | 6275.00 | 0.00 | 6275.00 | 100.00 |
| | TOTAL U.T. | 36753.00 | 0.00 | 36753.00 | 69.09 | 70957.00 | 0.00 | 70957.00 | 75.24 | 59275.00 | 0.00 | 59275.00 | 71.58 |
| | TOTAL (STATE & UTs) | 117494.00 | 1131926.00 | 1249420.00 | 32.71 | 206060.00 | 1707251.00 | 1913311.00 | 36.19 | 329620.00 | 1906866.00 | 2236486.00 | 34.85 |

STATEMENT NO. (23): BUDGETED EXPENDITURE ON EDUCATION OF THE EDUCATION DEPARTMENTS ACCORDING TO HEADS OF CHARGES (REVENUE ACCOUNT) FOR 2007 - 2008(ACTUAL)

(RUPEES IN THOUSANDS)

| STATE/ UNION TERRITORY | ELEMENTARY EDUCATION TOTAL | % AGE | SECONDARY EDUCATION TOTAL | % AGE | ADULT EDUCATION TOTAL | % AGE | UNIV. & HIGHER EDU. TOTAL | % AGE | TECHNICAL EDUCATION TOTAL | % AGE | PHYSICAL EDUCATION TOTAL | % AGE | GENERAL EDUCATION TOTAL | % AGE | LANGUAGE DEVELOPMENT TOTAL | % AGE | T O T A L |
|--------------------------|----------------------------|-------|---------------------------|-------|-----------------------|-------|---------------------------|-------|---------------------------|-------|--------------------------|-------|-------------------------|-------|----------------------------|-------|---------------|
| 1. ANDHRA PRADESH | 26544574.00 | 45.81 | 18046396.00 | 31.15 | 122165.00 | 0.21 | 10578471.00 | 18.26 | 2022823.00 | 3.49 | 13354.00 | 0.02 | 428513.00 | 0.74 | 183181.00 | 0.32 | 57939477.00 |
| 2. ARUNACHAL PRADESH | 1903575.00 | 67.82 | 652690.00 | 23.25 | 23354.00 | 0.83 | 154058.00 | 5.49 | 19686.00 | 0.70 | 25488.00 | 0.91 | 27882.00 | 0.99 | 0.00 | ... | 2806733.00 |
| 3. ASSAM | 14958783.00 | 53.44 | 7964042.00 | 28.45 | 115077.00 | 0.41 | 3903743.00 | 13.95 | 453973.00 | 1.62 | 66213.00 | 0.24 | 275330.00 | 0.98 | 255239.00 | 0.91 | 27992400.00 |
| 4. BIHAR | 32804627.00 | 64.80 | 8589167.00 | 16.97 | 41836.00 | 0.08 | 8105631.00 | 16.01 | 352971.00 | 0.70 | 0.00 | ... | 138402.00 | 0.27 | 590967.00 | 1.17 | 50623601.00 |
| 5. CHHATTISGARH | 12800036.00 | 71.65 | 3274681.00 | 18.33 | 2362.00 | 0.01 | 1370455.00 | 7.67 | 232235.00 | 1.30 | 2402.00 | 0.01 | 168388.00 | 0.94 | 13457.00 | 0.08 | 17864016.00 |
| 6. GOA | 881363.00 | 24.00 | 1972474.00 | 53.72 | 7788.00 | 0.21 | 472710.00 | 12.87 | 247537.00 | 6.74 | 53533.00 | 1.46 | 33673.00 | 0.92 | 2809.00 | 0.08 | 3671887.00 |
| 7. GUJARAT | 28739484.00 | 56.00 | 16064016.00 | 31.30 | 23101.00 | 0.05 | 4161445.00 | 8.11 | 1536728.00 | 2.99 | 20054.00 | 0.04 | 728192.00 | 1.42 | 46864.00 | 0.09 | 51319884.00 |
| 8. HARYANA | 11896171.00 | 44.31 | 8791313.00 | 32.74 | 17834.00 | 0.07 | 4641225.00 | 17.29 | 1129465.00 | 4.21 | 196839.00 | 0.73 | 156563.00 | 0.58 | 20000.00 | 0.07 | 26849410.00 |
| 9. HIMACHAL PRADESH | 8857287.00 | 61.14 | 4463436.00 | 30.81 | 6183.00 | 0.04 | 936277.00 | 6.46 | 132436.00 | 0.91 | 2495.00 | 0.02 | 48922.00 | 0.34 | 39179.00 | 0.27 | 14486215.00 |
| 10. JAMMU & KASHMIR | 4294191.00 | 39.13 | 4946571.00 | 45.08 | 0.00 | ... | 1348406.00 | 12.29 | 289380.00 | 2.64 | 61763.00 | 0.56 | 32862.00 | 0.30 | 0.00 | ... | 10973173.00 |
| 11. JHARKHAND | 16593211.00 | 70.73 | 2952411.00 | 12.59 | 0.00 | ... | 1980109.00 | 8.44 | 1770403.00 | 7.55 | 0.00 | ... | 0.00 | ... | 163198.00 | 0.70 | 23459332.00 |
| 12. KARNATAKA | 37057907.00 | 56.18 | 20131420.00 | 30.52 | 143748.00 | 0.22 | 6066270.00 | 9.20 | 1617916.00 | 2.45 | 1559.00 | 0.00 | 820050.00 | 1.24 | 127278.00 | 0.19 | 65966148.00 |
| 13. KERALA | 18591050.00 | 41.97 | 17450584.00 | 39.40 | 22000.00 | 0.05 | 6030517.00 | 13.61 | 1836579.00 | 4.15 | 9144.00 | 0.02 | 130735.00 | 0.30 | 225210.00 | 0.51 | 44295819.00 |
| 14. MADHYA PRADESH | 23262632.00 | 65.58 | 7381878.00 | 20.81 | 5446.00 | 0.02 | 3710494.00 | 10.46 | 792616.00 | 2.23 | 0.00 | ... | 286129.00 | 0.81 | 30969.00 | 0.09 | 35470164.00 |
| 15. MAHARASHTRA | 60846918.00 | 45.41 | 54121576.00 | 40.39 | 109517.00 | 0.08 | 13196353.00 | 9.85 | 4722375.00 | 3.52 | 46330.00 | 0.03 | 950525.00 | 0.71 | 1332.00 | 0.00 | 133994726.00 |
| 16. MANIPUR | 1930622.00 | 52.43 | 1010170.00 | 27.43 | 28209.00 | 0.77 | 610089.00 | 16.57 | 32286.00 | 0.88 | 22646.00 | 0.61 | 46406.00 | 1.26 | 2146.00 | 0.06 | 3682574.00 |
| 17. MEGHALAYA | 1862285.00 | 56.87 | 847088.00 | 25.87 | 22694.00 | 0.69 | 390835.00 | 11.93 | 37165.00 | 1.13 | 0.00 | ... | 114309.00 | 3.49 | 300.00 | 0.01 | 3274914.00 |
| 18. MIZORAM | 1462454.00 | 51.77 | 714053.00 | 25.28 | 21503.00 | 0.76 | 325073.00 | 11.51 | 42950.00 | 1.52 | 0.00 | ... | 54967.00 | 1.95 | 203783.00 | 7.21 | 2824783.00 |
| 19. NAGALAND | 2056664.00 | 61.35 | 881355.00 | 26.29 | 9992.00 | 0.30 | 232136.00 | 6.92 | 74124.00 | 2.21 | 0.00 | ... | 0.00 | ... | 98335.00 | 2.93 | 3352606.00 |
| 20. ORISSA | 16744238.00 | 56.78 | 6942761.00 | 23.54 | 14005.00 | 0.05 | 5138024.00 | 17.42 | 443730.00 | 1.50 | 31063.00 | 0.11 | 24883.00 | 0.08 | 149570.00 | 0.51 | 29488274.00 |
| 21. PUNJAB | 5568074.00 | 21.15 | 17543851.00 | 66.64 | 9818.00 | 0.04 | 2597189.00 | 9.87 | 415149.00 | 1.58 | 10327.00 | 0.04 | 122221.00 | 0.46 | 60301.00 | 0.23 | 26326930.00 |
| 22. RAJASTHAN | 31971139.00 | 59.75 | 17513629.00 | 32.73 | 128397.00 | 0.24 | 2780389.00 | 5.20 | 522549.00 | 0.98 | 39975.00 | 0.07 | 93534.00 | 0.17 | 460079.00 | 0.86 | 53509691.00 |
| 23. SIKKIM | 1122878.00 | 49.44 | 999134.00 | 44.00 | 0.00 | ... | 61255.00 | 2.70 | 25571.00 | 1.13 | 0.00 | ... | 61456.00 | 2.71 | 720.00 | 0.03 | 2271014.00 |
| 24. TAMIL NADU | 28869078.00 | 43.00 | 27033046.00 | 40.27 | 4960.00 | 0.01 | 6350811.00 | 9.46 | 1666455.00 | 2.48 | 29287.00 | 0.04 | 3006435.00 | 4.48 | 175163.00 | 0.26 | 67135235.00 |
| 25. TRIPURA | 1880507.00 | 38.03 | 2377619.00 | 48.08 | 223770.00 | 4.52 | 224494.00 | 4.54 | 32022.00 | 0.65 | 151801.00 | 3.07 | 45283.00 | 0.92 | 9869.00 | 0.20 | 4945365.00 |
| 26. UTTARAKHAND | 6973001.00 | 45.53 | 6362924.00 | 41.55 | 0.00 | ... | 1335196.00 | 8.72 | 436173.00 | 2.85 | 52878.00 | 0.35 | 120634.00 | 0.79 | 34771.00 | 0.23 | 15315577.00 |
| 27. UTTAR PRADESH | 73582941.00 | 65.51 | 28196795.00 | 25.10 | 0.00 | ... | 7751541.00 | 6.90 | 1488487.00 | 1.33 | 352.00 | 0.00 | 657164.00 | 0.59 | 651453.00 | 0.58 | 112328733.00 |
| 28. WEST BENGAL | 25928045.00 | 39.26 | 30040237.00 | 45.49 | 49835.00 | 0.08 | 7812638.00 | 11.83 | 1470264.00 | 2.23 | 47068.00 | 0.07 | 471452.00 | 0.71 | 219823.00 | 0.33 | 66039362.00 |
| TOTAL STATES | 499983735.00 | 52.18 | 317265317.00 | 33.11 | 1153394.00 | 0.12 | 102265834.00 | 10.67 | 23844048.00 | 2.49 | 884809.00 | 0.09 | 9044910.00 | 0.94 | 3765996.00 | 0.39 | 958208043.00 |
| 29. A. & N. ISLANDS | 643147.00 | 49.90 | 459894.00 | 35.68 | 3225.00 | 0.25 | 81301.00 | 6.31 | 51508.00 | 4.00 | 1825.00 | 0.14 | 44695.00 | 3.47 | 3322.00 | 0.26 | 1288917.00 |
| 30. CHANDIGARH | 639153.00 | 29.10 | 423758.00 | 19.29 | 3238.00 | 0.15 | 762970.00 | 34.73 | 262325.00 | 11.94 | 77208.00 | 3.51 | 19097.00 | 0.87 | 9020.00 | 0.41 | 2196769.00 |
| 31. DADRA & NAGAR HAVELI | 206174.00 | 68.92 | 63118.00 | 21.10 | 356.00 | 0.12 | 0.00 | ... | 11220.00 | 3.75 | 0.00 | ... | 18302.00 | 6.12 | 0.00 | ... | 299170.00 |
| 32. DAMAN & DIU | 90743.00 | 43.17 | 80602.00 | 38.35 | 510.00 | 0.24 | 11634.00 | 5.53 | 18999.00 | 9.04 | 0.00 | ... | 7705.00 | 3.67 | 0.00 | ... | 210193.00 |
| 33. DELHI | 6962890.00 | 32.78 | 11282386.00 | 53.12 | 387441.00 | 1.82 | 553102.00 | 2.60 | 1365376.00 | 6.43 | 51978.00 | 0.24 | 600371.00 | 2.83 | 36600.00 | 0.17 | 21240144.00 |
| 34. LAKSHADWEEP | 25359.00 | 7.32 | 274664.00 | 79.26 | 0.00 | ... | 38548.00 | 11.12 | 0.00 | ... | 0.00 | ... | 7981.00 | 2.30 | 0.00 | ... | 346552.00 |
| 35. PUDUCHERRY | 847926.00 | 36.72 | 752310.00 | 32.58 | 3465.00 | 0.15 | 447372.00 | 19.38 | 199945.00 | 8.66 | 7018.00 | 0.30 | 46683.00 | 2.02 | 4253.00 | 0.18 | 2308972.00 |
| TOTAL U.T.s | 9415392.00 | 33.76 | 13336732.00 | 47.82 | 398235.00 | 1.43 | 1894927.00 | 6.79 | 1909973.00 | 6.85 | 138029.00 | 0.49 | 744834.00 | 2.67 | 53195.00 | 0.19 | 27890717.00 |
| TOTAL (STATES & UTS) | 509399127.00 | 51.66 | 330602049.00 | 33.53 | 1551629.00 | 0.16 | 104160761.00 | 10.56 | 25753421.00 | 2.61 | 1022838.00 | 0.10 | 9789744.00 | 0.99 | 3819191.00 | 0.39 | 986098760.00 |
| TOTAL CENTRE | 177696100.00 | 66.38 | 25272900.00 | 9.44 | 2210000.00 | 0.83 | 38953582.00 | 14.55 | 20820618.00 | 7.78 | 0.00 | ... | 805600.00 | 0.30 | 1938700.00 | 0.72 | 267697500.00 |
| GRAND TOTAL | 687095227.00 | 54.80 | 355874949.00 | 28.38 | 3761629.00 | 0.30 | 143114343.00 | 11.41 | 46574039.00 | 3.71 | 1022838.00 | 0.08 | 10595344.00 | 0.85 | 5757891.00 | 0.46 | 1253796260.00 |

..NICNET..

STATEMENT NO. (23 A): BUDGETED EXPENDITURE ON EDUCATION ACCORDING TO HEADS OF CHARHES
(CAPITAL ACCOUNT) FOR 2007-2008(ACTUALS)

(RUPEES IN THOUSANDS)

| STATE/ UNION TERRITORY | ELEMENTARY EDUCATION | SECONDARY EDUCATION | ADULT EDUCATION | UNIV. & HIGHER EDUCATION | TECHNICAL EDUCATION | PHYSICAL EDUCATION | GENERAL EDUCATION | LANGUAGE DEVELOPMENT | T O T A L |
|--------------------------------|----------------------|---------------------|-----------------|--------------------------|---------------------|--------------------|-------------------|----------------------|--------------------|
| 1 ANDHRA PRADESH | 0.00 | 667572.00 | 0.00 | 0.00 | 0.00 | 0.00 | 0.00 | 0.00 | 667572.00 |
| 2 ARUNACHAL PRADESH | 12181.00 | 51905.00 | 0.00 | 43278.00 | 1095.00 | 0.00 | 75234.00 | 0.00 | 183693.00 |
| 3 ASSAM | 0.00 | 0.00 | 0.00 | 0.00 | 0.00 | 0.00 | 0.00 | 0.00 | 0.00 |
| 4 BIHAR | 0.00 | 104994.00 | 0.00 | 0.00 | 312910.00 | 0.00 | 0.00 | 0.00 | 417904.00 |
| 5 CHHATTISGARH | 50112.00 | 959134.00 | 0.00 | 417660.00 | 532491.00 | 0.00 | 0.00 | 0.00 | 1959397.00 |
| 6 GOA | 26332.00 | 31609.00 | 0.00 | 6394.00 | 101738.00 | 0.00 | 172900.00 | 0.00 | 338973.00 |
| 7 GUJARAT | 595040.00 | 34895.00 | 0.00 | 213585.00 | 668620.00 | 0.00 | 0.00 | 0.00 | 1512140.00 |
| 8 HARYANA | 0.00 | 13840.00 | 0.00 | 310997.00 | 485133.00 | 0.00 | 0.00 | 0.00 | 809970.00 |
| 9 HIMACHAL PRADESH | 36036.00 | 384233.00 | 0.00 | 520798.00 | 148110.00 | 0.00 | 92598.00 | 0.00 | 1181775.00 |
| 10 JAMMU & KASHMIR | 0.00 | 0.00 | 0.00 | 0.00 | 0.00 | 0.00 | 0.00 | 0.00 | 0.00 |
| 11 JHARKHAND | 13917.00 | 112702.00 | 0.00 | 0.00 | 359541.00 | 0.00 | 131358.00 | 0.00 | 617518.00 |
| 12 KARNATAKA | 190104.00 | 195412.00 | 0.00 | 415973.00 | 261419.00 | 0.00 | 45000.00 | 0.00 | 1107908.00 |
| 13 KERALA | 0.00 | 1377.00 | 0.00 | 79147.00 | 220960.00 | 0.00 | 13580.00 | 0.00 | 315064.00 |
| 14 MADHYA PRADESH | 87846.00 | 556788.00 | 0.00 | 175707.00 | 203522.00 | 0.00 | 86129.00 | 0.00 | 1109992.00 |
| 15 MAHARASHTRA | 0.00 | 0.00 | 0.00 | 32323.00 | 295906.00 | 0.00 | 0.00 | 0.00 | 328229.00 |
| 16 MANIPUR | 6955.00 | 278499.00 | 0.00 | 152477.00 | 157998.00 | 0.00 | 0.00 | 0.00 | 595929.00 |
| 17 MEGHALAYA | 2401.00 | 18853.00 | 0.00 | 29288.00 | 291.00 | 0.00 | 0.00 | 0.00 | 50833.00 |
| 18 MIZORAM | 0.00 | 29002.00 | 0.00 | 10600.00 | 0.00 | 0.00 | 0.00 | 0.00 | 39602.00 |
| 19 NAGALAND | 0.00 | 40500.00 | 0.00 | 53800.00 | 17718.00 | 0.00 | 16024.00 | 0.00 | 128042.00 |
| 20 ORISSA | 0.00 | 35937.00 | 0.00 | 617.00 | 0.00 | 0.00 | 0.00 | 0.00 | 36554.00 |
| 21 PUNJAB | 99200.00 | 0.00 | 0.00 | 438529.00 | 0.00 | 0.00 | 0.00 | 0.00 | 537729.00 |
| 22 RAJASTHAN | 0.00 | 215150.00 | 0.00 | 80432.00 | 103414.00 | 0.00 | 15599.00 | 0.00 | 414595.00 |
| 23 SIKKIM | 68744.00 | 3048.00 | 0.00 | 72121.00 | 36317.00 | 0.00 | 28971.00 | 0.00 | 209201.00 |
| 24 TAMIL NADU | 3112.00 | 889152.00 | 0.00 | 176598.00 | 54769.00 | 0.00 | 0.00 | 95.00 | 1123726.00 |
| 25 TRIPURA | 35196.00 | 207328.00 | 0.00 | 30246.00 | 9904.00 | 0.00 | 925.00 | 0.00 | 283599.00 |
| 26 UTTARAKHAND | 31807.00 | 739208.00 | 0.00 | 140904.00 | 187560.00 | 0.00 | 0.00 | 0.00 | 1099479.00 |
| 27 UTTAR PRADESH | 107204.00 | 239655.00 | 0.00 | 472322.00 | 201439.00 | 0.00 | 202804.00 | 0.00 | 1223424.00 |
| 28 WEST BENGAL | 0.00 | 56484.00 | 0.00 | 10.00 | 0.00 | 0.00 | 478.00 | 0.00 | 56972.00 |
| TOTAL STATES | 1366187.00 | 5867277.00 | 0.00 | 3873806.00 | 4360855.00 | 0.00 | 881600.00 | 95.00 | 16349820.00 |
| 29 A. & N. ISLANDS | 35000.00 | 39172.00 | 0.00 | 27000.00 | 44457.00 | 0.00 | 12513.00 | 0.00 | 158142.00 |
| 30 CHANDIGARH | 9000.00 | 41770.00 | 0.00 | 20384.00 | 28019.00 | 0.00 | 1200.00 | 0.00 | 100373.00 |
| 31 DADRA & NAGAR HAVELI | 0.00 | 12200.00 | 0.00 | 0.00 | 750.00 | 0.00 | 0.00 | 0.00 | 12950.00 |
| 32 DAMAN & DIU | 0.00 | 0.00 | 0.00 | 0.00 | 196.00 | 0.00 | 25416.00 | 0.00 | 25612.00 |
| 33 DELHI | 12369.00 | 451134.00 | 0.00 | 573453.00 | 263866.00 | 0.00 | 718185.00 | 0.00 | 2019007.00 |
| 34 LAKSHADWEEP | 0.00 | 16500.00 | 0.00 | 2000.00 | 898.00 | 0.00 | 992.00 | 0.00 | 20390.00 |
| 35 PUDUCHERRY | 15829.00 | 38400.00 | 0.00 | 18540.00 | 0.00 | 0.00 | 21700.00 | 0.00 | 94469.00 |
| TOTAL U.T.s | 72198.00 | 599176.00 | 0.00 | 641377.00 | 338186.00 | 0.00 | 780006.00 | 0.00 | 2430943.00 |
| TOTAL (STATES & UT) | 1438385.00 | 6466453.00 | 0.00 | 4515183.00 | 4699041.00 | 0.00 | 1661606.00 | 95.00 | 18780763.00 |

..NICNET..

STATEMENT NO. (23 B): BUDGETED EXPENDITURE ON EDUCATION ACCORDING TO HEADS OF CHARHES
(LOAN AND ADVANCES ACCOUNT) FOR 2007-2008(ACTUALS)

(RUPEES IN THOUSANDS)

| STATE/ UNION TERRITORY | ELEMENTARY EDUCATION | SECONDARY EDUCATION | ADULT EDUCATION | UNIV.& HIGHER EDUCATION | TECHNICAL EDUCATION | PHYSICAL EDUCATION | GENERAL EDUCATION | LANGUAGE DEVELOPMENT | T O T A L |
|---------------------------|-------------------------|------------------------|--------------------|----------------------------|------------------------|-----------------------|----------------------|-------------------------|-----------|
| 1 ANDHRA PRADESH | 0.00 | 0.00 | 0.00 | 0.00 | 0.00 | 0.00 | 0.00 | 0.00 | 0.00 |
| 2 ARUNACHAL PRADESH | 0.00 | 0.00 | 0.00 | 0.00 | 0.00 | 0.00 | 0.00 | 0.00 | 0.00 |
| 3 ASSAM | 0.00 | 0.00 | 0.00 | 0.00 | 0.00 | 0.00 | 0.00 | 0.00 | 0.00 |
| 4 BIHAR | 0.00 | 0.00 | 0.00 | 0.00 | 0.00 | 0.00 | 0.00 | 0.00 | 0.00 |
| 5 CHHATTISGARH | 0.00 | 0.00 | 0.00 | 0.00 | 0.00 | 0.00 | 0.00 | 0.00 | 0.00 |
| 6 GOA | 0.00 | 0.00 | 0.00 | 45000.00 | 0.00 | 0.00 | 0.00 | 0.00 | 45000.00 |
| 7 GUJARAT | 0.00 | 0.00 | 0.00 | 0.00 | 0.00 | 0.00 | 0.00 | 0.00 | 0.00 |
| 8 HARYANA | 0.00 | 0.00 | 0.00 | 0.00 | 0.00 | 0.00 | 0.00 | 0.00 | 0.00 |
| 9 HIMACHAL PRADESH | 0.00 | 0.00 | 0.00 | 0.00 | 0.00 | 0.00 | 0.00 | 0.00 | 0.00 |
| 10 JAMMU & KASHMIR | 0.00 | 0.00 | 0.00 | 0.00 | 0.00 | 0.00 | 0.00 | 0.00 | 0.00 |
| 11 JHARKHAND | 0.00 | 0.00 | 0.00 | 0.00 | 0.00 | 0.00 | 0.00 | 0.00 | 0.00 |
| 12 KARNATAKA | 0.00 | 0.00 | 0.00 | 0.00 | 0.00 | 0.00 | 0.00 | 0.00 | 0.00 |
| 13 KERALA | 0.00 | 0.00 | 0.00 | 0.00 | 0.00 | 0.00 | 0.00 | 0.00 | 0.00 |
| 14 MADHYA PRADESH | 0.00 | 0.00 | 0.00 | 40000.00 | 0.00 | 0.00 | 0.00 | 0.00 | 40000.00 |
| 15 MAHARASHTRA | 0.00 | 0.00 | 0.00 | 0.00 | 0.00 | 0.00 | 0.00 | 0.00 | 0.00 |
| 16 MANIPUR | 0.00 | 0.00 | 0.00 | 0.00 | 0.00 | 0.00 | 0.00 | 0.00 | 0.00 |
| 17 MEGHALAYA | 0.00 | 0.00 | 0.00 | 0.00 | 0.00 | 0.00 | 0.00 | 0.00 | 0.00 |
| 18 MIZORAM | 0.00 | 0.00 | 0.00 | 4586.00 | 0.00 | 0.00 | 0.00 | 0.00 | 4586.00 |
| 19 NAGALAND | 0.00 | 0.00 | 0.00 | 0.00 | 0.00 | 0.00 | 0.00 | 0.00 | 0.00 |
| 20 ORISSA | 0.00 | 0.00 | 0.00 | 0.00 | 0.00 | 0.00 | 0.00 | 0.00 | 0.00 |
| 21 PUNJAB | 0.00 | 0.00 | 0.00 | 0.00 | 0.00 | 0.00 | 0.00 | 0.00 | 0.00 |
| 22 RAJASTHAN | 0.00 | 0.00 | 0.00 | 0.00 | 0.00 | 0.00 | 0.00 | 0.00 | 0.00 |
| 23 SIKKIM | 0.00 | 0.00 | 0.00 | 0.00 | 0.00 | 0.00 | 0.00 | 0.00 | 0.00 |
| 24 TAMIL NADU | 0.00 | 0.00 | 0.00 | 0.00 | 0.00 | 0.00 | 0.00 | 0.00 | 0.00 |
| 25 TRIPURA | 0.00 | 0.00 | 0.00 | 0.00 | 0.00 | 0.00 | 0.00 | 0.00 | 0.00 |
| 26 UTTARAKHAND | 0.00 | 0.00 | 0.00 | 0.00 | 0.00 | 0.00 | 0.00 | 0.00 | 0.00 |
| 27 UTTAR PRADESH | 0.00 | 0.00 | 0.00 | 0.00 | 0.00 | 0.00 | 0.00 | 0.00 | 0.00 |
| 28 WEST BENGAL | 0.00 | 0.00 | 0.00 | 0.00 | 0.00 | 0.00 | 0.00 | 0.00 | 0.00 |
| TOTAL STATES | 0.00 | 0.00 | 0.00 | 89586.00 | 0.00 | 0.00 | 0.00 | 0.00 | 89586.00 |
| 29 A. & N. ISLANDS | 0.00 | 0.00 | 0.00 | 0.00 | 0.00 | 0.00 | 0.00 | 0.00 | 0.00 |
| 30 CHANDIGARH | 0.00 | 0.00 | 0.00 | 0.00 | 0.00 | 0.00 | 0.00 | 0.00 | 0.00 |
| 31 DADRA & NAGAR HAVELI | 0.00 | 0.00 | 0.00 | 0.00 | 0.00 | 0.00 | 0.00 | 0.00 | 0.00 |
| 32 DAMAN & DIU | 0.00 | 0.00 | 0.00 | 0.00 | 0.00 | 0.00 | 0.00 | 0.00 | 0.00 |
| 33 DELHI | 0.00 | 0.00 | 0.00 | 0.00 | 0.00 | 0.00 | 0.00 | 0.00 | 0.00 |
| 34 LAKSHADWEEP | 0.00 | 0.00 | 0.00 | 0.00 | 0.00 | 0.00 | 0.00 | 0.00 | 0.00 |
| 35 PUDUCHERRY | 0.00 | 0.00 | 0.00 | 0.00 | 0.00 | 0.00 | 0.00 | 0.00 | 0.00 |
| TOTAL U.T.s | 0.00 | 0.00 | 0.00 | 0.00 | 0.00 | 0.00 | 0.00 | 0.00 | 0.00 |
| TOTAL (STATES & UT) | 0.00 | 0.00 | 0.00 | 89586.00 | 0.00 | 0.00 | 0.00 | 0.00 | 89586.00 |

..NICNET..

STATEMENT NO. (24): BUDGETED EXPENDITURE ON EDUCATION OF THE EDUCATION DEPARTMENTS ACCORDING TO HEADS OF CHARGES (REVENUE ACCOUNT) FOR 2008 - 2009(REVISED ESTIMATES)

(RUPEES IN THOUSANDS)

| STATE/ UNION TERRITORY | ELEMENTARY TOTAL | EDUCATION % AGE | SECONDARY EDUCATION TOTAL | EDUCATION % AGE | ADULT EDUCATION TOTAL | % AGE | UNIV.& HIGHER EDU. TOTAL | % AGE | TECHNICAL EDUCATION TOTAL | % AGE | PHYSICAL EDUCATION TOTAL | % AGE | GENERAL EDUCATION TOTAL | % AGE | LANGUAGE DEVELOPMENT TOTAL | % AGE | T O T A L |
|--------------------------|------------------|-----------------|---------------------------|-----------------|-----------------------|-------|--------------------------|-------|---------------------------|-------|--------------------------|-------|-------------------------|-------|----------------------------|-------|---------------|
| 1. ANDHRA PRADESH | 33905247.00 | 46.36 | 22715439.00 | 31.06 | 130385.00 | 0.18 | 13315131.00 | 18.21 | 2268584.00 | 3.10 | 15728.00 | 0.02 | 586512.00 | 0.80 | 198191.00 | 0.27 | 73135217.00 |
| 2. ARUNACHAL PRADESH | 2127366.00 | 68.28 | 651280.00 | 20.90 | 30833.00 | 0.99 | 211265.00 | 6.78 | 28123.00 | 0.90 | 38233.00 | 1.23 | 28536.00 | 0.92 | 0.00 | ... | 3115636.00 |
| 3. ASSAM | 20292477.00 | 55.09 | 10122588.00 | 27.48 | 161993.00 | 0.44 | 4704656.00 | 12.77 | 532018.00 | 1.44 | 89304.00 | 0.24 | 300862.00 | 0.82 | 631669.00 | 1.71 | 36835567.00 |
| 4. BIHAR | 45712569.00 | 68.16 | 9640247.00 | 14.37 | 95117.00 | 0.14 | 9822694.00 | 14.65 | 622971.00 | 0.93 | 0.00 | ... | 135678.00 | 0.20 | 1039060.00 | 1.55 | 67068336.00 |
| 5. CHHATTISGARH | 18934542.00 | 69.39 | 5381036.00 | 19.72 | 31315.00 | 0.11 | 1677000.00 | 6.15 | 493000.00 | 1.81 | 3940.00 | 0.01 | 752170.00 | 2.76 | 15688.00 | 0.06 | 27288691.00 |
| 6. GOA | 1051660.00 | 19.09 | 2656575.00 | 48.23 | 10690.00 | 0.19 | 655761.00 | 11.90 | 301382.00 | 5.47 | 59374.00 | 1.08 | 769673.00 | 13.97 | 3201.00 | 0.06 | 5508316.00 |
| 7. GUJARAT | 29452648.00 | 54.02 | 16481489.00 | 30.23 | 16635.00 | 0.03 | 5124214.00 | 9.40 | 2590753.00 | 4.75 | 14100.00 | 0.03 | 796132.00 | 1.46 | 42361.00 | 0.08 | 54518332.00 |
| 8. HARYANA | 18712186.00 | 47.33 | 13652580.00 | 34.53 | 17774.00 | 0.04 | 4482777.00 | 11.34 | 2168553.00 | 5.49 | 251805.00 | 0.64 | 227910.00 | 0.58 | 20300.00 | 0.05 | 39533885.00 |
| 9. HIMACHAL PRADESH | 12042773.00 | 63.28 | 5409330.00 | 28.42 | 10371.00 | 0.05 | 1315433.00 | 6.91 | 152366.00 | 0.80 | 2719.00 | 0.01 | 58939.00 | 0.31 | 39766.00 | 0.21 | 19031697.00 |
| 10. JAMMU & KASHMIR | 6980152.00 | 46.95 | 5617728.00 | 37.79 | 360000.00 | 2.42 | 1431477.00 | 9.63 | 359983.00 | 2.42 | 52500.00 | 0.35 | 65730.00 | 0.44 | 0.00 | ... | 14867570.00 |
| 11. JHARKHAND | 19138396.00 | 66.68 | 4900232.00 | 17.07 | 0.00 | ... | 3478511.00 | 12.12 | 1049082.00 | 3.66 | 6920.00 | 0.02 | 0.00 | ... | 126856.00 | 0.44 | 28699997.00 |
| 12. KARNATAKA | 46258525.00 | 55.66 | 26093460.00 | 31.40 | 195423.00 | 0.24 | 7085666.00 | 8.53 | 1620565.00 | 1.95 | 2853.00 | 0.00 | 1691071.00 | 2.03 | 156388.00 | 0.19 | 83103951.00 |
| 13. KERALA | 21543932.00 | 40.05 | 21766823.00 | 40.47 | 37800.00 | 0.07 | 7752864.00 | 14.41 | 2303663.00 | 4.28 | 6941.00 | 0.01 | 123506.00 | 0.23 | 255628.00 | 0.48 | 53791157.00 |
| 14. MADHYA PRADESH | 33625667.00 | 63.94 | 12616966.00 | 23.99 | 8000.00 | 0.02 | 4589665.00 | 8.73 | 1205394.00 | 2.29 | 0.00 | ... | 492313.00 | 0.94 | 48768.00 | 0.09 | 52586773.00 |
| 15. MAHARASHTRA | 73963559.00 | 46.39 | 62573887.00 | 39.24 | 131756.00 | 0.08 | 15494908.00 | 9.72 | 5898900.00 | 3.70 | 54758.00 | 0.03 | 1331839.00 | 0.84 | 492.00 | 0.00 | 159450099.00 |
| 16. MANIPUR | 1999933.00 | 50.06 | 1194409.00 | 29.89 | 36652.00 | 0.92 | 637289.00 | 15.95 | 45953.00 | 1.15 | 17502.00 | 0.44 | 59622.00 | 1.49 | 4025.00 | 0.10 | 3995385.00 |
| 17. MEGHALAYA | 2010154.00 | 48.82 | 1218454.00 | 29.59 | 24876.00 | 0.60 | 560915.00 | 13.62 | 152000.00 | 3.69 | 210.00 | 0.01 | 150229.00 | 3.65 | 408.00 | 0.01 | 4117246.00 |
| 18. MIZORAM | 1629328.00 | 49.88 | 887017.00 | 27.16 | 23630.00 | 0.72 | 381470.00 | 11.68 | 49355.00 | 1.51 | 0.00 | ... | 59650.00 | 1.83 | 235860.00 | 7.22 | 3266310.00 |
| 19. NAGALAND | 2256125.00 | 64.49 | 796268.00 | 22.76 | 10275.00 | 0.29 | 258502.00 | 7.39 | 74022.00 | 2.12 | 0.00 | ... | 0.00 | ... | 103128.00 | 2.95 | 3498320.00 |
| 20. ORISSA | 25280007.00 | 56.81 | 12060974.00 | 27.10 | 13628.00 | 0.03 | 6419143.00 | 14.43 | 439241.00 | 0.99 | 77723.00 | 0.17 | 35557.00 | 0.08 | 172605.00 | 0.39 | 44498878.00 |
| 21. PUNJAB | 7024984.00 | 22.95 | 19997281.00 | 65.33 | 8210.00 | 0.03 | 2878153.00 | 9.40 | 452813.00 | 1.48 | 13347.00 | 0.04 | 149425.00 | 0.49 | 85385.00 | 0.28 | 30609598.00 |
| 22. RAJASTHAN | 44345226.00 | 60.27 | 24024103.00 | 32.65 | 149504.00 | 0.20 | 3606761.00 | 4.90 | 535806.00 | 0.73 | 65054.00 | 0.09 | 121423.00 | 0.17 | 735254.00 | 1.00 | 73583131.00 |
| 23. SIKKIM | 1256840.00 | 45.99 | 1270058.00 | 46.47 | 2000.00 | 0.07 | 73769.00 | 2.70 | 25180.00 | 0.92 | 0.00 | ... | 98881.00 | 3.62 | 6423.00 | 0.24 | 2733151.00 |
| 24. TAMIL NADU | 39342923.00 | 43.03 | 35935545.00 | 39.31 | 12707.00 | 0.01 | 10569643.00 | 11.56 | 2235190.00 | 2.44 | 59780.00 | 0.07 | 3028812.00 | 3.31 | 236608.00 | 0.26 | 91421208.00 |
| 25. TRIPURA | 2314787.00 | 38.82 | 2780060.00 | 46.62 | 238388.00 | 4.00 | 291415.00 | 4.89 | 54005.00 | 0.91 | 203370.00 | 3.41 | 57524.00 | 0.96 | 23914.00 | 0.40 | 5963463.00 |
| 26. UTTARAKHAND | 7420315.00 | 65.86 | 1990571.00 | 17.67 | 0.00 | ... | 1226241.00 | 10.88 | 399095.00 | 3.54 | 82353.00 | 0.73 | 81461.00 | 0.72 | 66224.00 | 0.59 | 11266260.00 |
| 27. UTTAR PRADESH | 85699976.00 | 63.25 | 36405186.00 | 26.87 | 0.00 | ... | 9692171.00 | 7.15 | 2230863.00 | 1.65 | 500.00 | 0.00 | 803912.00 | 0.59 | 664096.00 | 0.49 | 135496704.00 |
| 28. WEST BENGAL | 25773733.00 | 35.33 | 34422082.00 | 47.18 | 161588.00 | 0.22 | 9295173.00 | 12.74 | 2028823.00 | 2.78 | 67341.00 | 0.09 | 931092.00 | 1.28 | 279762.00 | 0.38 | 72959594.00 |
| TOTAL STATES | 630096030.00 | 52.42 | 393261668.00 | 32.72 | 1919550.00 | 0.16 | 127032667.00 | 10.57 | 30317683.00 | 2.52 | 1186355.00 | 0.10 | 12938459.00 | 1.08 | 5192060.00 | 0.43 | 120194472.00 |
| 29. A. & N. ISLANDS | 1048857.00 | 53.29 | 664763.00 | 33.78 | 7843.00 | 0.40 | 117534.00 | 5.97 | 69900.00 | 3.55 | 2650.00 | 0.13 | 51523.00 | 2.62 | 5130.00 | 0.26 | 1968200.00 |
| 30. CHANDIGARH | 727800.00 | 31.90 | 487593.00 | 20.13 | 9500.00 | 0.39 | 780000.00 | 32.20 | 263200.00 | 10.86 | 79360.00 | 3.28 | 19987.00 | 0.83 | 10020.00 | 0.41 | 2422460.00 |
| 31. DADRA & NAGAR HAVELI | 323700.00 | 73.02 | 85200.00 | 19.22 | 400.00 | 0.09 | 0.00 | ... | 17300.00 | 3.90 | 0.00 | ... | 16700.00 | 3.77 | 0.00 | ... | 443300.00 |
| 32. DAMAN & DIU | 125400.00 | 45.58 | 95200.00 | 34.61 | 700.00 | 0.25 | 15700.00 | 5.71 | 25700.00 | 3.34 | 0.00 | ... | 12400.00 | 4.51 | 0.00 | ... | 275100.00 |
| 33. DELHI | 6487906.00 | 22.44 | 18120833.00 | 62.68 | 683060.00 | 2.36 | 880000.00 | 3.04 | 1896400.00 | 6.56 | 24215.00 | 0.08 | 741531.00 | 2.57 | 75200.00 | 0.26 | 28909145.00 |
| 34. LAKSHADWEEP | 36500.00 | 6.27 | 471787.00 | 80.99 | 0.00 | ... | 61840.00 | 10.62 | 0.00 | ... | 0.00 | ... | 12373.00 | 2.12 | 0.00 | ... | 582500.00 |
| 35. PUDUCHERRY | 1278993.00 | 38.13 | 1209964.00 | 36.08 | 4348.00 | 0.13 | 473308.00 | 14.11 | 294530.00 | 8.78 | 10062.00 | 0.30 | 78728.00 | 2.35 | 3957.00 | 0.12 | 3353890.00 |
| TOTAL U.T.s | 10074156.00 | 26.54 | 21135340.00 | 55.69 | 705851.00 | 1.86 | 2328382.00 | 6.13 | 2567030.00 | 6.76 | 116287.00 | 0.31 | 933242.00 | 2.46 | 94307.00 | 0.25 | 37954595.00 |
| TOTAL (STATES & UTs) | 640170186.00 | 51.63 | 414397008.00 | 33.42 | 2625401.00 | 0.21 | 129361049.00 | 10.43 | 32884713.00 | 2.65 | 1302642.00 | 0.11 | 13871701.00 | 1.12 | 5286367.00 | 0.43 | 1239899067.00 |
| TOTAL CENTRE | 214713900.00 | 56.49 | 49920600.00 | 13.13 | 2046600.00 | 0.54 | 65328400.00 | 17.19 | 44321700.00 | 11.66 | 0.00 | ... | 1193300.00 | 0.31 | 2556600.00 | 0.67 | 380081100.00 |
| GRAND TOTAL | 854884086.00 | 52.77 | 464317608.00 | 28.66 | 4672001.00 | 0.29 | 194689449.00 | 12.02 | 77206413.00 | 4.77 | 1302642.00 | 0.08 | 15065001.00 | 0.93 | 7842967.00 | 0.48 | 1619980167.00 |

..NICNET..

STATEMENT NO. (24 A) : BUDGETED EXPENDITURE ON EDUCATION ACCORDING TO HEADS OF CHARHES
(CAPITAL ACCOUNT) FOR 2008-2009(REVISED ESTIMATES)

(RUPEES IN THOUSANDS)

| STATE/ UNION TERRITORY | ELEMENTARY EDUCATION | SECONDARY EDUCATION | ADULT EDUCATION | UNIV. & HIGHER EDUCATION | TECHNICAL EDUCATION | PHYSICAL EDUCATION | GENERAL EDUCATION | LANGUAGE DEVELOPMENT | T O T A L |
|--------------------------------|----------------------|---------------------|-----------------|--------------------------|---------------------|--------------------|-------------------|----------------------|--------------------|
| 1 ANDHRA PRADESH | 457720.00 | 558692.00 | 0.00 | 0.00 | 50000.00 | 0.00 | 0.00 | 0.00 | 1066412.00 |
| 2 ARUNACHAL PRADESH | 9125.00 | 10161.00 | 0.00 | 107075.00 | 0.00 | 0.00 | 1047262.00 | 0.00 | 1173623.00 |
| 3 ASSAM | 0.00 | 0.00 | 0.00 | 0.00 | 0.00 | 0.00 | 0.00 | 0.00 | 0.00 |
| 4 BIHAR | 0.00 | 307260.00 | 0.00 | 0.00 | 1088566.00 | 0.00 | 0.00 | 0.00 | 1395826.00 |
| 5 CHHATTISGARH | 294010.00 | 1494789.00 | 400.00 | 597720.00 | 667883.00 | 0.00 | 0.00 | 0.00 | 3054802.00 |
| 6 GOA | 27975.00 | 28313.00 | 0.00 | 10071.00 | 174470.00 | 0.00 | 89672.00 | 0.00 | 330501.00 |
| 7 GUJARAT | 676745.00 | 82988.00 | 0.00 | 152268.00 | 757794.00 | 0.00 | 0.00 | 0.00 | 1669795.00 |
| 8 HARYANA | 0.00 | 50000.00 | 0.00 | 285000.00 | 380000.00 | 0.00 | 0.00 | 0.00 | 715000.00 |
| 9 HIMACHAL PRADESH | 690000.00 | 446300.00 | 0.00 | 450000.00 | 354752.00 | 0.00 | 232112.00 | 0.00 | 2173164.00 |
| 10 JAMMU & KASHMIR | 704200.00 | 812700.00 | 0.00 | 1428088.00 | 70000.00 | 0.00 | 0.00 | 0.00 | 3014988.00 |
| 11 JHARKHAND | 40000.00 | 228000.00 | 0.00 | 0.00 | 679917.00 | 0.00 | 242000.00 | 0.00 | 1189917.00 |
| 12 KARNATAKA | 110000.00 | 37000.00 | 0.00 | 1015880.00 | 65000.00 | 0.00 | 0.00 | 0.00 | 1227880.00 |
| 13 KERALA | 0.00 | 2000.00 | 0.00 | 92850.00 | 384041.00 | 0.00 | 1263.00 | 0.00 | 480154.00 |
| 14 MADHYA PRADESH | 112500.00 | 1641800.00 | 0.00 | 209400.00 | 217965.00 | 0.00 | 124130.00 | 0.00 | 2305795.00 |
| 15 MAHARASHTRA | 0.00 | 0.00 | 0.00 | 133049.00 | 617814.00 | 0.00 | 0.00 | 0.00 | 750863.00 |
| 16 MANIPUR | 10000.00 | 432380.00 | 0.00 | 158180.00 | 38900.00 | 0.00 | 0.00 | 0.00 | 639460.00 |
| 17 MEGHALAYA | 5000.00 | 0.00 | 0.00 | 0.00 | 1500.00 | 0.00 | 0.00 | 0.00 | 6500.00 |
| 18 MIZORAM | 0.00 | 9910.00 | 0.00 | 15986.00 | 0.00 | 0.00 | 0.00 | 0.00 | 25896.00 |
| 19 NAGALAND | 0.00 | 1600.00 | 0.00 | 85000.00 | 15000.00 | 0.00 | 104500.00 | 0.00 | 206100.00 |
| 20 ORISSA | 0.00 | 33365.00 | 0.00 | 13035.00 | 0.00 | 0.00 | 6881.00 | 0.00 | 53281.00 |
| 21 PUNJAB | 1318982.00 | 2640000.00 | 0.00 | 50010.00 | 343795.00 | 0.00 | 10000.00 | 0.00 | 4362787.00 |
| 22 RAJASTHAN | 9253.00 | 45000.00 | 0.00 | 60001.00 | 145725.00 | 0.00 | 0.00 | 0.00 | 259979.00 |
| 23 SIKKIM | 174223.00 | 29147.00 | 0.00 | 213371.00 | 4220.00 | 0.00 | 57915.00 | 0.00 | 478876.00 |
| 24 TAMIL NADU | 9000.00 | 606275.00 | 0.00 | 433685.00 | 26848.00 | 0.00 | 0.00 | 4900.00 | 1080708.00 |
| 25 TRIPURA | 114675.00 | 401165.00 | 0.00 | 179237.00 | 1900.00 | 0.00 | 10100.00 | 0.00 | 707077.00 |
| 26 UTTARAKHAND | 1827.00 | 567383.00 | 0.00 | 120367.00 | 159502.00 | 0.00 | 460.00 | 0.00 | 849539.00 |
| 27 UTTAR PRADESH | 27172.00 | 405500.00 | 0.00 | 375000.00 | 1169146.00 | 0.00 | 280675.00 | 0.00 | 2257493.00 |
| 28 WEST BENGAL | 40000.00 | 84000.00 | 0.00 | 79510.00 | 174975.00 | 0.00 | 48000.00 | 0.00 | 426485.00 |
| TOTAL STATES | 4832407.00 | 10955728.00 | 400.00 | 6264783.00 | 7589713.00 | 0.00 | 2254970.00 | 4900.00 | 31902901.00 |
| 29 A. & N. ISLANDS | 50000.00 | 45000.00 | 0.00 | 39000.00 | 54900.00 | 0.00 | 27600.00 | 0.00 | 216500.00 |
| 30 CHANDIGARH | 13500.00 | 62600.00 | 0.00 | 27800.00 | 29500.00 | 0.00 | 0.00 | 0.00 | 133400.00 |
| 31 DADRA & NAGAR HAVELI | 0.00 | 17500.00 | 0.00 | 0.00 | 2100.00 | 0.00 | 0.00 | 0.00 | 19600.00 |
| 32 DAMAN & DIU | 0.00 | 0.00 | 0.00 | 0.00 | 500.00 | 0.00 | 22200.00 | 0.00 | 22700.00 |
| 33 DELHI | 0.00 | 589800.00 | 0.00 | 466000.00 | 267500.00 | 0.00 | 1200200.00 | 0.00 | 2523500.00 |
| 34 LAKSHADWEEP | 0.00 | 28000.00 | 0.00 | 8000.00 | 0.00 | 0.00 | 0.00 | 0.00 | 36000.00 |
| 35 PUDUCHERRY | 25760.00 | 71880.00 | 0.00 | 10910.00 | 0.00 | 0.00 | 521650.00 | 0.00 | 630200.00 |
| TOTAL U.T.s | 89260.00 | 814780.00 | 0.00 | 551710.00 | 354500.00 | 0.00 | 1771650.00 | 0.00 | 3581900.00 |
| TOTAL (STATES & UT) | 4921667.00 | 11770508.00 | 400.00 | 6816493.00 | 7944213.00 | 0.00 | 4026620.00 | 4900.00 | 35484801.00 |

..NICNET..

STATEMENT NO. (24 B): BUDGETED EXPENDITURE ON EDUCATION ACCORDING TO HEADS OF CHARHES
(LOAN AND ADVANCES ACCOUNT) FOR 2008-2009(REVISED ESTIMATES)

(RUPEES IN THOUSANDS)

| STATE/ UNION TERRITORY | ELEMENTARY EDUCATION | SECONDARY EDUCATION | ADULT EDUCATION | UNIV.& HIGHER EDUCATION | TECHNICAL EDUCATION | PHYSICAL EDUCATION | GENERAL EDUCATION | LANGUAGE DEVELOPMENT | T O T A L |
|--------------------------------|----------------------|---------------------|-----------------|-------------------------|---------------------|--------------------|-------------------|----------------------|------------------|
| 1 ANDHRA PRADESH | 0.00 | 0.00 | 0.00 | 0.00 | 0.00 | 0.00 | 0.00 | 0.00 | 0.00 |
| 2 ARUNACHAL PRADESH | 0.00 | 0.00 | 0.00 | 0.00 | 0.00 | 0.00 | 0.00 | 0.00 | 0.00 |
| 3 ASSAM | 0.00 | 0.00 | 0.00 | 500.00 | 0.00 | 0.00 | 0.00 | 0.00 | 500.00 |
| 4 BIHAR | 0.00 | 0.00 | 0.00 | 0.00 | 0.00 | 0.00 | 0.00 | 0.00 | 0.00 |
| 5 CHHATTISGARH | 0.00 | 0.00 | 0.00 | 0.00 | 0.00 | 0.00 | 0.00 | 0.00 | 0.00 |
| 6 GOA | 0.00 | 7500.00 | 0.00 | 45000.00 | 0.00 | 0.00 | 0.00 | 0.00 | 52500.00 |
| 7 GUJARAT | 0.00 | 0.00 | 0.00 | 0.00 | 0.00 | 0.00 | 0.00 | 0.00 | 0.00 |
| 8 HARYANA | 0.00 | 0.00 | 0.00 | 10.00 | 0.00 | 0.00 | 0.00 | 0.00 | 10.00 |
| 9 HIMACHAL PRADESH | 0.00 | 0.00 | 0.00 | 0.00 | 0.00 | 0.00 | 0.00 | 0.00 | 0.00 |
| 10 JAMMU & KASHMIR | 0.00 | 0.00 | 0.00 | 0.00 | 0.00 | 0.00 | 0.00 | 0.00 | 0.00 |
| 11 JHARKHAND | 0.00 | 0.00 | 0.00 | 0.00 | 0.00 | 0.00 | 0.00 | 0.00 | 0.00 |
| 12 KARNATAKA | 0.00 | 0.00 | 0.00 | 0.00 | 0.00 | 0.00 | 0.00 | 0.00 | 0.00 |
| 13 KERALA | 0.00 | 0.00 | 0.00 | 0.00 | 0.00 | 0.00 | 0.00 | 0.00 | 0.00 |
| 14 MADHYA PRADESH | 0.00 | 0.00 | 0.00 | 40000.00 | 0.00 | 0.00 | 0.00 | 0.00 | 40000.00 |
| 15 MAHARASHTRA | 0.00 | 0.00 | 0.00 | 0.00 | 0.00 | 0.00 | 0.00 | 0.00 | 0.00 |
| 16 MANIPUR | 0.00 | 0.00 | 0.00 | 0.00 | 0.00 | 0.00 | 0.00 | 0.00 | 0.00 |
| 17 MEGHALAYA | 0.00 | 0.00 | 0.00 | 0.00 | 0.00 | 0.00 | 0.00 | 0.00 | 0.00 |
| 18 MIZORAM | 0.00 | 0.00 | 0.00 | 0.00 | 0.00 | 0.00 | 0.00 | 0.00 | 0.00 |
| 19 NAGALAND | 0.00 | 0.00 | 0.00 | 0.00 | 0.00 | 0.00 | 0.00 | 0.00 | 0.00 |
| 20 ORISSA | 0.00 | 0.00 | 0.00 | 12000.00 | 0.00 | 0.00 | 0.00 | 0.00 | 12000.00 |
| 21 PUNJAB | 0.00 | 0.00 | 0.00 | 0.00 | 0.00 | 0.00 | 0.00 | 0.00 | 0.00 |
| 22 RAJASTHAN | 0.00 | 0.00 | 0.00 | 0.00 | 0.00 | 0.00 | 0.00 | 0.00 | 0.00 |
| 23 SIKKIM | 0.00 | 0.00 | 0.00 | 20000.00 | 0.00 | 0.00 | 0.00 | 0.00 | 20000.00 |
| 24 TAMIL NADU | 0.00 | 0.00 | 0.00 | 0.00 | 0.00 | 0.00 | 0.00 | 0.00 | 0.00 |
| 25 TRIPURA | 0.00 | 0.00 | 0.00 | 0.00 | 0.00 | 0.00 | 0.00 | 0.00 | 0.00 |
| 26 UTTARAKHAND | 0.00 | 0.00 | 0.00 | 0.00 | 0.00 | 0.00 | 0.00 | 0.00 | 0.00 |
| 27 UTTAR PRADESH | 0.00 | 0.00 | 0.00 | 1.00 | 0.00 | 0.00 | 0.00 | 0.00 | 1.00 |
| 28 WEST BENGAL | 0.00 | 0.00 | 0.00 | 500.00 | 0.00 | 0.00 | 0.00 | 0.00 | 500.00 |
| TOTAL STATES | 0.00 | 7500.00 | 0.00 | 118011.00 | 0.00 | 0.00 | 0.00 | 0.00 | 125511.00 |
| 29 A. & N. ISLANDS | 0.00 | 0.00 | 0.00 | 0.00 | 0.00 | 0.00 | 0.00 | 0.00 | 0.00 |
| 30 CHANDIGARH | 0.00 | 0.00 | 0.00 | 0.00 | 0.00 | 0.00 | 0.00 | 0.00 | 0.00 |
| 31 DADRA & NAGAR HAVELI | 0.00 | 0.00 | 0.00 | 0.00 | 0.00 | 0.00 | 0.00 | 0.00 | 0.00 |
| 32 DAMAN & DIU | 0.00 | 0.00 | 0.00 | 0.00 | 0.00 | 0.00 | 0.00 | 0.00 | 0.00 |
| 33 DELHI | 0.00 | 0.00 | 0.00 | 150000.00 | 0.00 | 0.00 | 0.00 | 0.00 | 150000.00 |
| 34 LAKSHADWEEP | 0.00 | 0.00 | 0.00 | 0.00 | 0.00 | 0.00 | 0.00 | 0.00 | 0.00 |
| 35 PUDUCHERRY | 0.00 | 0.00 | 0.00 | 0.00 | 0.00 | 0.00 | 0.00 | 0.00 | 0.00 |
| TOTAL U.T.s | 0.00 | 0.00 | 0.00 | 150000.00 | 0.00 | 0.00 | 0.00 | 0.00 | 150000.00 |
| TOTAL (STATES & UT) | 0.00 | 7500.00 | 0.00 | 268011.00 | 0.00 | 0.00 | 0.00 | 0.00 | 275511.00 |

..NICNET..

STATEMENT NO. (25): BUDGETED EXPENDITURE ON EDUCATION OF THE EDUCATION DEPARTMENTS ACCORDING TO HEADS OF CHARGES (REVENUE ACCOUNT) FOR 2009 - 2010(BUDGET ESTIMATES)

(RUPEES IN THOUSANDS)

| STATE/ UNION TERRITORY | ELEMENTARY TOTAL | EDUCATION % AGE | SECONDARY EDUCATION TOTAL | EDUCATION % AGE | ADULT EDUCATION TOTAL | EDUCATION % AGE | UNIV. & HIGHER EDU. TOTAL | EDUCATION % AGE | TECHNICAL EDUCATION TOTAL | EDUCATION % AGE | PHYSICAL EDUCATION TOTAL | EDUCATION % AGE | GENERAL EDUCATION TOTAL | EDUCATION % AGE | LANGUAGE DEVELOPMENT TOTAL | EDUCATION % AGE | T O T A L |
|---------------------------------|---------------------|-----------------|---------------------------|-----------------|-----------------------|-----------------|---------------------------|-----------------|---------------------------|-----------------|--------------------------|-----------------|-------------------------|-----------------|----------------------------|-----------------|----------------------|
| 1. ANDHRA PRADESH | 39049397.00 | 44.75 | 30947401.00 | 35.47 | 153758.00 | 0.18 | 14057080.00 | 16.11 | 2242940.00 | 2.57 | 19626.00 | 0.02 | 575769.00 | 0.66 | 210767.00 | 0.24 | 87256738.00 |
| 2. ARUNACHAL PRADESH | 2241490.00 | 60.18 | 710691.00 | 19.08 | 50614.00 | 1.36 | 280007.00 | 7.52 | 242787.00 | 6.52 | 161871.00 | 4.35 | 37421.00 | 1.00 | 0.00 | ... | 3724881.00 |
| 3. ASSAM | 24637020.00 | 56.36 | 11054048.00 | 25.29 | 169452.00 | 0.39 | 5959914.00 | 13.63 | 677132.00 | 1.55 | 110081.00 | 0.25 | 288434.00 | 0.66 | 819465.00 | 1.87 | 43715546.00 |
| 4. BIHAR | 53311582.00 | 66.92 | 14432252.00 | 18.12 | 174336.00 | 0.22 | 10054806.00 | 12.62 | 347348.00 | 0.44 | 0.00 | ... | 236114.00 | 0.30 | 1111827.00 | 1.40 | 79668265.00 |
| 5. CHHATTISGARH | 21980220.00 | 64.14 | 8862500.00 | 25.86 | 5600.00 | 0.02 | 2201680.00 | 6.42 | 655270.00 | 1.91 | 4450.00 | 0.01 | 545110.00 | 1.59 | 15941.00 | 0.05 | 34270771.00 |
| 6. GOA | 1260631.00 | 21.36 | 3299202.00 | 55.90 | 12685.00 | 0.21 | 865519.00 | 14.66 | 334262.00 | 5.66 | 71210.00 | 1.21 | 55457.00 | 0.94 | 3201.00 | 0.05 | 5902167.00 |
| 7. GUJARAT | 30430881.00 | 54.09 | 15653528.00 | 27.82 | 227816.00 | 0.40 | 6091040.00 | 10.83 | 2809093.00 | 4.99 | 16535.00 | 0.03 | 991859.00 | 1.76 | 42956.00 | 0.08 | 56263708.00 |
| 8. HARYANA | 24760860.00 | 47.06 | 17922963.00 | 34.07 | 18295.00 | 0.03 | 6534401.00 | 12.42 | 2876136.00 | 5.47 | 219318.00 | 0.42 | 261487.00 | 0.50 | 20500.00 | 0.04 | 52613960.00 |
| 9. HIMACHAL PRADESH | 12974243.00 | 63.47 | 5696531.00 | 27.87 | 11190.00 | 0.05 | 1483482.00 | 7.26 | 161948.00 | 0.79 | 2977.00 | 0.01 | 67569.00 | 0.33 | 43070.00 | 0.21 | 20441010.00 |
| 10. JAMMU & KASHMIR | 9695570.00 | 47.29 | 7929683.00 | 38.68 | 20000.00 | 0.10 | 2121380.00 | 10.35 | 511404.00 | 2.49 | 74160.00 | 0.36 | 148392.00 | 0.72 | 0.00 | ... | 20500589.00 |
| 11. JHARKHAND | 24313393.00 | 68.84 | 5069107.00 | 14.35 | 0.00 | ... | 4740321.00 | 13.42 | 1055260.00 | 2.99 | 8766.00 | 0.02 | 0.00 | ... | 131058.00 | 0.37 | 35317905.00 |
| 12. KARNATAKA | 45566547.00 | 53.69 | 28319777.00 | 33.37 | 151803.00 | 0.18 | 7286260.00 | 8.58 | 1566010.00 | 1.85 | 2694.00 | 0.00 | 1762914.00 | 2.08 | 216118.00 | 0.25 | 84875123.00 |
| 13. KERALA | 23224397.00 | 37.96 | 26434280.00 | 43.21 | 56000.00 | 0.09 | 8468304.00 | 13.84 | 2522224.00 | 4.12 | 7783.00 | 0.01 | 189183.00 | 0.31 | 276455.00 | 0.45 | 61178626.00 |
| 14. MADHYA PRADESH | 38076069.00 | 63.50 | 15124909.00 | 25.23 | 8000.00 | 0.01 | 4845595.00 | 8.08 | 1610023.00 | 2.69 | 0.00 | ... | 248387.00 | 0.41 | 45668.00 | 0.08 | 59958651.00 |
| 15. MAHARASHTRA | 85324778.00 | 44.99 | 79576960.00 | 41.96 | 161126.00 | 0.08 | 17021044.00 | 8.98 | 6459957.00 | 3.41 | 71337.00 | 0.04 | 1024936.00 | 0.54 | 788.00 | 0.00 | 189640926.00 |
| 16. MANIPUR | 1969933.00 | 43.88 | 1493635.00 | 33.27 | 42643.00 | 0.95 | 841675.00 | 18.75 | 46519.00 | 1.04 | 20899.00 | 0.47 | 62808.00 | 1.40 | 11388.00 | 0.25 | 4489500.00 |
| 17. MEGHALAYA | 2441336.00 | 48.62 | 1515281.00 | 30.18 | 32069.00 | 0.64 | 717735.00 | 14.29 | 130300.00 | 2.59 | 230.00 | 0.00 | 183995.00 | 3.66 | 508.00 | 0.01 | 5021454.00 |
| 18. MIZORAM | 2155690.00 | 51.67 | 1090180.00 | 26.13 | 30215.00 | 0.72 | 442730.00 | 10.61 | 48260.00 | 1.16 | 0.00 | ... | 74510.00 | 1.79 | 330115.00 | 7.91 | 4171700.00 |
| 19. NAGALAND | 2303064.00 | 62.38 | 876600.00 | 23.74 | 9681.00 | 0.26 | 323506.00 | 8.76 | 67879.00 | 1.84 | 0.00 | ... | 0.00 | ... | 111208.00 | 3.01 | 3691939.00 |
| 20. ORISSA | 29390543.00 | 54.17 | 14363268.00 | 26.47 | 35500.00 | 0.07 | 9469253.00 | 17.45 | 602656.00 | 1.11 | 19802.00 | 0.04 | 61156.00 | 0.11 | 318661.00 | 0.59 | 54260839.00 |
| 21. PUNJAB | 8378252.00 | 23.05 | 22453767.00 | 61.76 | 18500.00 | 0.05 | 4721160.00 | 12.99 | 503134.00 | 1.38 | 14850.00 | 0.04 | 164066.00 | 0.45 | 100807.00 | 0.28 | 36354536.00 |
| 22. RAJASTHAN | 52459808.00 | 59.43 | 30154517.00 | 34.16 | 124208.00 | 0.14 | 3896023.00 | 4.41 | 529277.00 | 0.60 | 48714.00 | 0.06 | 153076.00 | 0.17 | 908701.00 | 1.03 | 88274324.00 |
| 23. SIKKIM | 1179115.00 | 34.87 | 1151714.00 | 34.06 | 0.00 | ... | 78780.00 | 2.33 | 19600.00 | 0.58 | 0.00 | ... | 951528.00 | 28.14 | 568.00 | 0.02 | 3381305.00 |
| 24. TAMIL NADU | 44866847.00 | 42.96 | 42339135.00 | 40.54 | 11632.00 | 0.01 | 11523056.00 | 11.03 | 2300276.00 | 2.20 | 117866.00 | 0.11 | 3028878.00 | 2.90 | 240674.00 | 0.23 | 104428364.00 |
| 25. TRIPURA | 2986583.00 | 38.08 | 3757102.00 | 47.90 | 310044.00 | 3.95 | 374755.00 | 4.78 | 64635.00 | 0.82 | 261600.00 | 3.34 | 72327.00 | 0.92 | 16800.00 | 0.21 | 7843850.00 |
| 26. UTTARAKHAND | 12902732.00 | 45.41 | 13454148.00 | 47.35 | 0.00 | ... | 1133686.00 | 3.99 | 420340.00 | 1.48 | 79450.00 | 0.28 | 296532.00 | 1.04 | 126398.00 | 0.44 | 28413286.00 |
| 27. UTTAR PRADESH | 108565075.00 | 63.76 | 46970001.00 | 27.59 | 0.00 | ... | 11368008.00 | 6.68 | 1507910.00 | 0.89 | 400.00 | 0.00 | 992262.00 | 0.58 | 862499.00 | 0.51 | 170266155.00 |
| 28. WEST BENGAL | 38072351.00 | 34.76 | 50181058.00 | 45.82 | 182815.00 | 0.17 | 15821660.00 | 14.45 | 3519738.00 | 3.21 | 75828.00 | 0.07 | 1294528.00 | 1.18 | 368329.00 | 0.34 | 109516307.00 |
| TOTAL STATES | 744521407.00 | 51.15 | 500834238.00 | 34.41 | 2017982.00 | 0.14 | 152722860.00 | 10.49 | 33832318.00 | 2.32 | 1410451.00 | 0.10 | 13768698.00 | 0.95 | 6334470.00 | 0.44 | 1455442424.00 |
| 29. A. & N. ISLANDS | 1291586.00 | 52.94 | 861928.00 | 35.33 | 10314.00 | 0.42 | 124799.00 | 5.12 | 78600.00 | 3.22 | 2600.00 | 0.11 | 64443.00 | 2.64 | 5530.00 | 0.23 | 2439800.00 |
| 30. CHANDIGARH | 931100.00 | 31.49 | 657686.00 | 22.25 | 10500.00 | 0.36 | 919611.00 | 31.11 | 298300.00 | 10.09 | 98500.00 | 3.33 | 29193.00 | 0.99 | 11510.00 | 0.39 | 2956400.00 |
| 21. DADRA & NAGAR HAVELI | 371500.00 | 65.80 | 152300.00 | 26.97 | 500.00 | 0.09 | 0.00 | ... | 17400.00 | 3.08 | 0.00 | ... | 22900.00 | 4.06 | 0.00 | ... | 564600.00 |
| 22. DAMAN & DIU | 163400.00 | 46.25 | 126400.00 | 35.78 | 1200.00 | 0.34 | 21300.00 | 6.03 | 28400.00 | 8.04 | 0.00 | ... | 12600.00 | 3.57 | 0.00 | ... | 353300.00 |
| 23. DELHI | 6890359.00 | 19.64 | 23302972.00 | 66.42 | 794600.00 | 2.26 | 1001000.00 | 2.85 | 2151200.00 | 6.13 | 24760.00 | 0.07 | 861407.00 | 2.46 | 59500.00 | 0.17 | 35085798.00 |
| 24. LAKSHADWEEP | 49500.00 | 7.52 | 543159.00 | 82.56 | 0.00 | ... | 52292.00 | 7.95 | 0.00 | ... | 0.00 | ... | 12949.00 | 1.97 | 0.00 | ... | 657900.00 |
| 25. PUDUCHERRY | 1281035.00 | 35.52 | 1184724.00 | 32.85 | 4348.00 | 0.12 | 694304.00 | 19.25 | 367123.00 | 10.18 | 11963.00 | 0.33 | 57054.00 | 1.58 | 6275.00 | 0.17 | 3606826.00 |
| TOTAL U.T.s | 10978480.00 | 24.04 | 26829169.00 | 58.75 | 821462.00 | 1.80 | 2813306.00 | 6.16 | 2941023.00 | 6.44 | 137823.00 | 0.30 | 1060546.00 | 2.32 | 82815.00 | 0.18 | 45664624.00 |
| TOTAL (STATES & UTS) | 755499887.00 | 50.33 | 527663407.00 | 35.15 | 2839444.00 | 0.19 | 155536166.00 | 10.36 | 36773341.00 | 2.45 | 1548274.00 | 0.10 | 14829244.00 | 0.99 | 6417285.00 | 0.43 | 1501107048.00 |
| TOTAL CENTRE | 217052400.00 | 48.74 | 69391400.00 | 15.58 | 4548300.00 | 1.02 | 92783200.00 | 20.84 | 57920200.00 | 13.01 | 0.00 | ... | 1510600.00 | 0.34 | 2116000.00 | 0.48 | 445322100.00 |
| GRAND TOTAL | 972552287.00 | 49.97 | 597054807.00 | 30.67 | 7387744.00 | 0.38 | 248319366.00 | 12.76 | 94693541.00 | 4.86 | 1548274.00 | 0.08 | 16339844.00 | 0.84 | 8533285.00 | 0.44 | 1946429148.00 |

..NICNET..

STATEMENT NO. (25 A): BUDGETED EXPENDITURE ON EDUCATION ACCORDING TO HEADS OF CHARHES
(CAPITAL ACCOUNT) FOR 2009-2010(BUDGET ESTIMATES)

(RUPEES IN THOUSANDS)

| STATE/ UNION TERRITORY | ELEMENTARY EDUCATION | SECONDARY EDUCATION | ADULT EDUCATION | UNIV. & HIGHER EDUCATION | TECHNICAL EDUCATION | PHYSICAL EDUCATION | GENERAL EDUCATION | LANGUAGE DEVELOPMENT | T O T A L |
|---------------------------|-------------------------|------------------------|--------------------|-----------------------------|------------------------|-----------------------|----------------------|-------------------------|-------------|
| 1 ANDHRA PRADESH | 565950.00 | 1151073.00 | 0.00 | 1540.00 | 100000.00 | 0.00 | 512877.00 | 0.00 | 2331440.00 |
| 2 ARUNACHAL PRADESH | 50000.00 | 21100.00 | 5500.00 | 7000.00 | 0.00 | 0.00 | 20000.00 | 0.00 | 103600.00 |
| 3 ASSAM | 0.00 | 0.00 | 0.00 | 0.00 | 0.00 | 0.00 | 0.00 | 0.00 | 0.00 |
| 4 BIHAR | 300000.00 | 1040000.00 | 0.00 | 0.00 | 502200.00 | 0.00 | 0.00 | 0.00 | 1842200.00 |
| 5 CHHATTISGARH | 50210.00 | 1245100.00 | 500.00 | 213000.00 | 624200.00 | 0.00 | 0.00 | 0.00 | 2133010.00 |
| 6 GOA | 21450.00 | 38430.00 | 0.00 | 18800.00 | 189649.00 | 0.00 | 42000.00 | 0.00 | 310329.00 |
| 7 GUJARAT | 951477.00 | 112000.00 | 0.00 | 335800.00 | 1635281.00 | 0.00 | 0.00 | 0.00 | 3034558.00 |
| 8 HARYANA | 0.00 | 50000.00 | 0.00 | 550000.00 | 280000.00 | 0.00 | 0.00 | 0.00 | 880000.00 |
| 9 HIMACHAL PRADESH | 550000.00 | 550000.00 | 0.00 | 450000.00 | 289350.00 | 0.00 | 397537.00 | 0.00 | 2236887.00 |
| 10 JAMMU & KASHMIR | 1429300.00 | 450000.00 | 0.00 | 1332200.00 | 270000.00 | 0.00 | 0.00 | 0.00 | 3481500.00 |
| 11 JHARKHAND | 13600.00 | 52600.00 | 0.00 | 0.00 | 620500.00 | 0.00 | 104000.00 | 0.00 | 790700.00 |
| 12 KARNATAKA | 160000.00 | 540000.00 | 0.00 | 1087315.00 | 722000.00 | 0.00 | 0.00 | 0.00 | 2509315.00 |
| 13 KERALA | 0.00 | 30000.00 | 0.00 | 47500.00 | 335300.00 | 0.00 | 0.00 | 0.00 | 412800.00 |
| 14 MADHYA PRADESH | 119400.00 | 195000.00 | 0.00 | 214760.00 | 198996.00 | 0.00 | 126400.00 | 0.00 | 854556.00 |
| 15 MAHARASHTRA | 0.00 | 0.00 | 0.00 | 47382.00 | 187343.00 | 0.00 | 0.00 | 0.00 | 234725.00 |
| 16 MANIPUR | 14836.00 | 83000.00 | 0.00 | 28280.00 | 7200.00 | 0.00 | 0.00 | 0.00 | 133316.00 |
| 17 MEGHALAYA | 7000.00 | 7500.00 | 0.00 | 7500.00 | 0.00 | 0.00 | 0.00 | 0.00 | 22000.00 |
| 18 MIZORAM | 0.00 | 26222.00 | 0.00 | 40010.00 | 0.00 | 0.00 | 0.00 | 0.00 | 66232.00 |
| 19 NAGALAND | 0.00 | 10000.00 | 0.00 | 26700.00 | 0.00 | 0.00 | 121500.00 | 0.00 | 158200.00 |
| 20 ORISSA | 0.00 | 272499.00 | 0.00 | 56739.00 | 0.00 | 0.00 | 0.00 | 0.00 | 329238.00 |
| 21 PUNJAB | 369400.00 | 412600.00 | 0.00 | 198250.00 | 583040.00 | 0.00 | 135000.00 | 632600.00 | 2330890.00 |
| 22 RAJASTHAN | 1701.00 | 90000.00 | 0.00 | 26246.00 | 95900.00 | 0.00 | 3755.00 | 0.00 | 217602.00 |
| 23 SIKKIM | 109400.00 | 60000.00 | 0.00 | 284400.00 | 0.00 | 0.00 | 30000.00 | 0.00 | 483800.00 |
| 24 TAMIL NADU | 16466.00 | 2026201.00 | 0.00 | 334566.00 | 32306.00 | 0.00 | 0.00 | 5.00 | 2409544.00 |
| 25 TRIPURA | 132050.00 | 76600.00 | 0.00 | 59848.00 | 1900.00 | 0.00 | 25500.00 | 0.00 | 295898.00 |
| 26 UTTARAKHAND | 10000.00 | 189251.00 | 0.00 | 60800.00 | 93380.00 | 0.00 | 0.00 | 0.00 | 353431.00 |
| 27 UTTAR PRADESH | 89434.00 | 457390.00 | 0.00 | 717102.00 | 2445058.00 | 0.00 | 918674.00 | 0.00 | 4627658.00 |
| 28 WEST BENGAL | 34000.00 | 100000.00 | 0.00 | 88011.00 | 640500.00 | 0.00 | 133500.00 | 0.00 | 996011.00 |
| TOTAL STATES | 4995674.00 | 9286566.00 | 6000.00 | 6233749.00 | 9854103.00 | 0.00 | 2570743.00 | 632605.00 | 33579440.00 |
| 29 A. & N. ISLANDS | 53000.00 | 45000.00 | 0.00 | 8700.00 | 29100.00 | 0.00 | 6000.00 | 0.00 | 141800.00 |
| 30 CHANDIGARH | 12500.00 | 62500.00 | 0.00 | 19000.00 | 21800.00 | 0.00 | 5500.00 | 0.00 | 121300.00 |
| 31 DADRA & NAGAR HAVELI | 0.00 | 57500.00 | 0.00 | 0.00 | 10600.00 | 0.00 | 0.00 | 0.00 | 68100.00 |
| 32 DAMAN & DIU | 0.00 | 0.00 | 0.00 | 0.00 | 500.00 | 0.00 | 27400.00 | 0.00 | 27900.00 |
| 33 DELHI | 0.00 | 598600.00 | 0.00 | 501000.00 | 199000.00 | 0.00 | 1156400.00 | 0.00 | 2455000.00 |
| 34 LAKSHADWEEP | 0.00 | 34000.00 | 0.00 | 8000.00 | 0.00 | 0.00 | 0.00 | 0.00 | 42000.00 |
| 35 PUDUCHERRY | 26084.00 | 67500.00 | 0.00 | 34500.00 | 0.00 | 0.00 | 1017100.00 | 0.00 | 1145184.00 |
| TOTAL U.T.s | 91584.00 | 865100.00 | 0.00 | 571200.00 | 261000.00 | 0.00 | 2212400.00 | 0.00 | 4001284.00 |
| TOTAL (STATES & UT) | 5087258.00 | 10151666.00 | 6000.00 | 6804949.00 | 10115103.00 | 0.00 | 4783143.00 | 632605.00 | 37580724.00 |

..NICNET..

STATEMENT NO. (25 B): BUDGETED EXPENDITURE ON EDUCATION ACCORDING TO HEADS OF CHARHES
(LOAN AND ADVANCES ACCOUNT) FOR 2009-2010(BUDGET ESTIMATES)

(RUPEES IN THOUSANDS)

| STATE/ UNION TERRITORY | ELEMENTARY EDUCATION | SECONDARY EDUCATION | ADULT EDUCATION | UNIV. & HIGHER EDUCATION | TECHNICAL EDUCATION | PHYSICAL EDUCATION | GENERAL EDUCATION | LANGUAGE DEVELOPMENT | T O T A L |
|-------------------------|----------------------|---------------------|-----------------|--------------------------|---------------------|--------------------|-------------------|----------------------|-----------|
| 1 ANDHRA PRADESH | 0.00 | 0.00 | 0.00 | 0.00 | 0.00 | 0.00 | 0.00 | 0.00 | 0.00 |
| 2 ARUNACHAL PRADESH | 0.00 | 0.00 | 0.00 | 0.00 | 0.00 | 0.00 | 0.00 | 0.00 | 0.00 |
| 3 ASSAM | 0.00 | 400.00 | 0.00 | 600.00 | 0.00 | 0.00 | 0.00 | 0.00 | 1000.00 |
| 4 BIHAR | 0.00 | 0.00 | 0.00 | 0.00 | 0.00 | 0.00 | 0.00 | 0.00 | 0.00 |
| 5 CHHATTISGARH | 0.00 | 0.00 | 0.00 | 0.00 | 0.00 | 0.00 | 0.00 | 0.00 | 0.00 |
| 6 GOA | 0.00 | 5001.00 | 0.00 | 25000.00 | 0.00 | 0.00 | 0.00 | 0.00 | 30001.00 |
| 7 GUJARAT | 0.00 | 0.00 | 0.00 | 0.00 | 0.00 | 0.00 | 0.00 | 0.00 | 0.00 |
| 8 HARYANA | 0.00 | 0.00 | 0.00 | 10.00 | 0.00 | 0.00 | 0.00 | 0.00 | 10.00 |
| 9 HIMACHAL PRADESH | 0.00 | 0.00 | 0.00 | 0.00 | 0.00 | 0.00 | 0.00 | 0.00 | 0.00 |
| 10 JAMMU & KASHMIR | 0.00 | 0.00 | 0.00 | 0.00 | 0.00 | 0.00 | 0.00 | 0.00 | 0.00 |
| 11 JHARKHAND | 0.00 | 0.00 | 0.00 | 0.00 | 0.00 | 0.00 | 0.00 | 0.00 | 0.00 |
| 12 KARNATAKA | 0.00 | 0.00 | 0.00 | 0.00 | 0.00 | 0.00 | 0.00 | 0.00 | 0.00 |
| 13 KERALA | 0.00 | 0.00 | 0.00 | 0.00 | 0.00 | 0.00 | 0.00 | 0.00 | 0.00 |
| 14 MADHYA PRADESH | 0.00 | 0.00 | 0.00 | 40000.00 | 0.00 | 0.00 | 0.00 | 0.00 | 40000.00 |
| 15 MAHARASHTRA | 0.00 | 0.00 | 0.00 | 0.00 | 0.00 | 0.00 | 0.00 | 0.00 | 0.00 |
| 16 MANIPUR | 0.00 | 0.00 | 0.00 | 0.00 | 0.00 | 0.00 | 0.00 | 0.00 | 0.00 |
| 17 MEGHALAYA | 0.00 | 0.00 | 0.00 | 0.00 | 0.00 | 0.00 | 0.00 | 0.00 | 0.00 |
| 18 MIZORAM | 0.00 | 0.00 | 0.00 | 0.00 | 0.00 | 0.00 | 0.00 | 0.00 | 0.00 |
| 19 NAGALAND | 0.00 | 0.00 | 0.00 | 0.00 | 0.00 | 0.00 | 0.00 | 0.00 | 0.00 |
| 20 ORISSA | 0.00 | 0.00 | 0.00 | 15000.00 | 0.00 | 0.00 | 0.00 | 0.00 | 15000.00 |
| 21 PUNJAB | 0.00 | 0.00 | 0.00 | 0.00 | 0.00 | 0.00 | 0.00 | 0.00 | 0.00 |
| 22 RAJASTHAN | 0.00 | 0.00 | 0.00 | 0.00 | 0.00 | 0.00 | 0.00 | 0.00 | 0.00 |
| 23 SIKKIM | 0.00 | 0.00 | 0.00 | 51500.00 | 0.00 | 0.00 | 0.00 | 0.00 | 51500.00 |
| 24 TAMIL NADU | 0.00 | 0.00 | 0.00 | 0.00 | 0.00 | 0.00 | 0.00 | 0.00 | 0.00 |
| 25 TRIPURA | 0.00 | 0.00 | 0.00 | 0.00 | 0.00 | 0.00 | 0.00 | 0.00 | 0.00 |
| 26 UTTARAKHAND | 0.00 | 0.00 | 0.00 | 0.00 | 0.00 | 0.00 | 0.00 | 0.00 | 0.00 |
| 27 UTTAR PRADESH | 0.00 | 0.00 | 0.00 | 1.00 | 0.00 | 0.00 | 0.00 | 0.00 | 1.00 |
| 28 WEST BENGAL | 0.00 | 0.00 | 0.00 | 500.00 | 0.00 | 0.00 | 0.00 | 0.00 | 500.00 |
| TOTAL STATES | 0.00 | 5401.00 | 0.00 | 132611.00 | 0.00 | 0.00 | 0.00 | 0.00 | 138012.00 |
| 29 A. & N. ISLANDS | 0.00 | 0.00 | 0.00 | 0.00 | 0.00 | 0.00 | 0.00 | 0.00 | 0.00 |
| 30 CHANDIGARH | 0.00 | 0.00 | 0.00 | 0.00 | 0.00 | 0.00 | 0.00 | 0.00 | 0.00 |
| 31 DADRA & NAGAR HAVELI | 0.00 | 0.00 | 0.00 | 0.00 | 0.00 | 0.00 | 0.00 | 0.00 | 0.00 |
| 32 DAMAN & DIU | 0.00 | 0.00 | 0.00 | 0.00 | 0.00 | 0.00 | 0.00 | 0.00 | 0.00 |
| 33 DELHI | 0.00 | 0.00 | 0.00 | 150000.00 | 0.00 | 0.00 | 0.00 | 0.00 | 150000.00 |
| 34 LAKSHADWEEP | 0.00 | 0.00 | 0.00 | 0.00 | 0.00 | 0.00 | 0.00 | 0.00 | 0.00 |
| 35 PUDUCHERRY | 0.00 | 0.00 | 0.00 | 0.00 | 0.00 | 0.00 | 0.00 | 0.00 | 0.00 |
| TOTAL U. T. S | 0.00 | 0.00 | 0.00 | 150000.00 | 0.00 | 0.00 | 0.00 | 0.00 | 150000.00 |
| TOTAL (STATES & UT) | 0.00 | 5401.00 | 0.00 | 282611.00 | 0.00 | 0.00 | 0.00 | 0.00 | 288012.00 |

..NICNET..

STATEMENT NO.(26): SECTOR-WISE PLAN & NON-PLAN ACTUAL EXPENDITURE OF EDUCATION DEPARTMENTS OF STATES/UNION TERRITORIES & CENTRE (REVENUE ACCOUNT) FOR 2007 - 2008 (ACTUALS)

(RUPEES IN CRORES)

| S.No. | SECTOR | P L A N | | | N O N - P L A N | | | T O T A L | | | %AGE OF PLAN EXP. | %AGE OF NON-PLAN EXP. | %AGE OF TOTAL BUDGET |
|-------|----------------------------|---------------|----------|----------|-----------------|---------|----------|---------------|----------|-----------|-------------------|-----------------------|----------------------|
| | | STATES/U. Ts. | CENTRE | TOTAL | STATES/U. Ts. | CENTRE | TOTAL | STATES/U. Ts. | CENTRE | TOTAL | | | |
| 1 | | 2 | 3 | 4 | 5 | 6 | 7 | 8 | 9 | 10 | 11 | 12 | 13 |
| 1 | ELEMENTARY EDUCATION | 8289.35 | 17763.91 | 26053.26 | 42650.56 | 5.70 | 42656.26 | 50939.91 | 17769.61 | 68709.52 | 73.49 | 47.43 | 54.80 |
| 2 | SECONDARY EDUCATION | 2131.50 | 1534.96 | 3666.46 | 30928.70 | 992.33 | 31921.03 | 33060.20 | 2527.29 | 35587.49 | 10.34 | 35.50 | 28.38 |
| 3 | UNIVERSITY/DL/SCHOLARSHIPS | 1152.68 | 1903.14 | 3055.82 | 9263.40 | 1992.21 | 11255.61 | 10416.08 | 3895.35 | 14311.43 | 8.62 | 12.52 | 11.41 |
| 4 | ADULT EDUCATION | 49.06 | 218.92 | 267.98 | 106.10 | 2.08 | 108.18 | 155.16 | 221.00 | 376.16 | 0.76 | 0.12 | 0.30 |
| 5 | LANGUAGE DEVELOPMENT | 33.55 | 150.03 | 183.58 | 348.37 | 43.84 | 392.21 | 381.92 | 193.87 | 575.79 | 0.52 | 0.44 | 0.46 |
| 6 | GENERAL | 292.50 | 21.55 | 314.05 | 686.48 | 59.01 | 745.49 | 978.98 | 80.56 | 1059.54 | 0.89 | 0.83 | 0.85 |
| 7 | PHYSICAL EDUCATION | 41.91 | 0.00 | 41.91 | 60.37 | 0.00 | 60.37 | 102.28 | 0.00 | 102.28 | 0.12 | 0.07 | 0.08 |
| 8 | TECHNICAL EDUCATION | 800.06 | 1066.79 | 1866.85 | 1775.28 | 1015.27 | 2790.55 | 2575.34 | 2082.06 | 4657.40 | 5.27 | 3.10 | 3.71 |
| | TOTAL | 12790.61 | 22659.30 | 35449.91 | 85819.26 | 4110.44 | 89929.70 | 98609.87 | 26769.74 | 125379.61 | 100.00 | 100.00 | 100.00 |

..NICNET..

STATEMENT NO.(27): SECTOR-WISE PLAN & NON-PLAN REVISED ESTIMATES FOR EDUCATION DEPARTMENTS
OF STATES/UNION TERRITORIES AND CENTRE (REVENUE ACCOUNT) FOR . 2008 - 2009
(REVISED ESTIMATES)

(RUPEES IN CRORES)

| S.No. | SECTOR | P L A N | | | N O N - P L A N | | | T O T A L | | | %AGE OF PLAN EXP. | %AGE OF NON- -PLAN EXP. | %AGE OF TOTAL | |
|-------|----------------------------|--------------|----------|----------|-----------------|---------|-----------|--------------|----------|-----------|----------------------|----------------------------|------------------|----|
| | | STATES/U.Ts. | CENTRE | TOTAL | STATES/U.Ts. | CENTRE | TOTAL | STATES/U.Ts. | CENTRE | TOTAL | | | | |
| | | 1 | 2 | 3 | 4 | 5 | 6 | 7 | 8 | 9 | 10 | 11 | 12 | 13 |
| 1 | ELEMENTARY EDUCATION | 11619.37 | 21467.34 | 33086.71 | 52397.65 | 4.05 | 52401.70 | 64017.02 | 21471.39 | 85488.41 | 66.42 | 46.71 | 52.77 | |
| 2 | SECONDARY EDUCATION | 3150.11 | 3472.49 | 6622.60 | 38289.59 | 1519.57 | 39809.16 | 41439.70 | 4992.06 | 46431.76 | 13.29 | 35.49 | 28.66 | |
| 3 | UNIVERSITY/DL/SCHOLARSHIPS | 1183.55 | 3693.69 | 4877.24 | 11752.55 | 2839.15 | 14591.70 | 12936.10 | 6532.84 | 19468.94 | 9.79 | 13.01 | 12.02 | |
| 4 | ADULT EDUCATION | 103.05 | 201.71 | 304.76 | 159.49 | 2.95 | 162.44 | 262.54 | 204.66 | 467.20 | 0.61 | 0.14 | 0.29 | |
| 5 | LANGUAGE DEVELOPMENT | 47.53 | 196.02 | 243.55 | 481.11 | 59.64 | 540.75 | 528.64 | 255.66 | 784.30 | 0.49 | 0.48 | 0.48 | |
| 6 | GENERAL | 538.83 | 25.07 | 563.90 | 848.34 | 94.26 | 942.60 | 1387.17 | 119.33 | 1506.50 | 1.13 | 0.84 | 0.93 | |
| 7 | PHYSICAL EDUCATION | 56.51 | 0.00 | 56.51 | 73.75 | 0.00 | 73.75 | 130.26 | 0.00 | 130.26 | 0.11 | 0.07 | 0.08 | |
| 8 | TECHNICAL EDUCATION | 1174.10 | 2885.22 | 4059.32 | 2114.37 | 1546.95 | 3661.32 | 3288.47 | 4432.17 | 7720.64 | 8.15 | 3.26 | 4.77 | |
| | TOTAL | 17873.05 | 31941.54 | 49814.59 | 106116.85 | 6066.57 | 112183.42 | 123989.90 | 38008.11 | 161998.01 | 100.00 | 100.00 | 100.00 | |

..NICNET..

STATEMENT NO.(28): SECTOR-WISE PLAN & NON-PLAN BUDGET ESTIMATES FOR EDUCATION DEPARTMENTS
OF STATES/UNION TERRITORIES & CENTRE (REVENUE ACCOUNT) FOR 2009 - 2010
(BUDGET ESTIMATES)

(RUPEES IN CRORES)

| S.No. | SECTOR | P L A N | | | N O N - P L A N | | | T O T A L | | | %AGE OF PLAN EXP. | %AGE OF NON- -PLAN EXP. | %AGE OF TOTAL | |
|-------|----------------------------|--------------|----------|----------|-----------------|---------|-----------|--------------|----------|-----------|----------------------|----------------------------|------------------|----|
| | | STATES/U.Ts. | CENTRE | TOTAL | STATES/U.Ts. | CENTRE | TOTAL | STATES/U.Ts. | CENTRE | TOTAL | | | | |
| | | 1 | 2 | 3 | 4 | 5 | 6 | 7 | 8 | 9 | 10 | 11 | 12 | 13 |
| 1 | ELEMENTARY EDUCATION | 12629.94 | 21700.01 | 34329.95 | 62920.05 | 5.23 | 62925.28 | 75549.99 | 21705.24 | 97255.23 | 59.58 | 45.92 | 49.97 | |
| 2 | SECONDARY EDUCATION | 4856.97 | 4648.99 | 9505.96 | 47909.37 | 2290.15 | 50199.52 | 52766.34 | 6939.14 | 59705.48 | 16.50 | 36.64 | 30.67 | |
| 3 | UNIVERSITY/DL/SCHOLARSHIPS | 1707.59 | 5519.00 | 7226.59 | 13846.03 | 3759.32 | 17605.35 | 15553.62 | 9278.32 | 24831.94 | 12.54 | 12.85 | 12.76 | |
| 4 | ADULT EDUCATION | 92.44 | 451.00 | 543.44 | 191.51 | 3.83 | 195.34 | 283.95 | 454.83 | 738.78 | 0.94 | 0.14 | 0.38 | |
| 5 | LANGUAGE DEVELOPMENT | 70.78 | 145.00 | 215.78 | 570.94 | 66.60 | 637.54 | 641.72 | 211.60 | 853.32 | 0.37 | 0.47 | 0.44 | |
| 6 | GENERAL | 567.99 | 34.00 | 601.99 | 914.94 | 117.06 | 1032.00 | 1482.93 | 151.06 | 1633.99 | 1.04 | 0.75 | 0.84 | |
| 7 | PHYSICAL EDUCATION | 59.57 | 0.00 | 59.57 | 95.26 | 0.00 | 95.26 | 154.83 | 0.00 | 154.83 | 0.10 | 0.07 | 0.08 | |
| 8 | TECHNICAL EDUCATION | 1234.04 | 3902.00 | 5136.04 | 2443.29 | 1890.02 | 4333.31 | 3677.33 | 5792.02 | 9469.35 | 8.91 | 3.16 | 4.86 | |
| | TOTAL | 21219.32 | 36400.00 | 57619.32 | 128891.39 | 8132.21 | 137023.60 | 150110.71 | 44532.21 | 194642.92 | 100.00 | 100.00 | 100.00 | |

..NICNET..

STATEMENT NO (29) : BUDGETED EXPENDITURE ON EDUCATION DEPARTMENTS (CAPITAL ACCOUNT)
FOR 2007-08 (ACTUALS)

(RUPEES IN THOUSANDS)

| S.NO. | STATE/ UNION TERRITORY | CAPITAL EXP. ON EDU. OUT- SIDE REVENUE ACCOUNT | TOTAL CAPITAL EXP. OUT-SIDE REVENUE ACCOUNT | %AGE OF COL.(2) TO COL.(3) | LOANS FOR EDUCATION | TOTAL LOANS & ADVANCES | %AGE OF COL.(5) TO COL.(6) |
|-----------------------|---------------------------|---|--|-------------------------------------|------------------------|---------------------------|-------------------------------------|
| 1 | 2 | 3 | 4 | 5 | 6 | 7 | |
| 1 | ANDHRA PRADESH | 667572.00 | 127739400.00 | 0.52 | ... | 29207200.00 | 0.00 |
| 2 | ARUNACHAL PRADESH | 183693.00 | 7270700.00 | 2.53 | ... | 35000.00 | 0.00 |
| 3 | ASSAM | ... | 16881100.00 | 0.00 | ... | 1428800.00 | 0.00 |
| 4 | BIHAR | 417904.00 | 61037700.00 | 0.68 | ... | 2727100.00 | 0.00 |
| 5 | CHHATTISGARH | 1959397.00 | 31307000.00 | 6.26 | ... | 5002900.00 | 0.00 |
| 6 | GOA | 338973.00 | 6885200.00 | 4.92 | 45000.00 | 246000.00 | 18.29 |
| 7 | GUJARAT | 1512140.00 | 68010400.00 | 2.22 | ... | 4287600.00 | 0.00 |
| 8 | HARYANA | 809970.00 | 34261500.00 | 2.36 | ... | 2855000.00 | 0.00 |
| 9 | HIMACHAL PRADESH | 1181775.00 | 14134900.00 | 8.36 | ... | 139300.00 | 0.00 |
| 10 | JAMMU & KASHMIR | ... | 47853800.00 | 0.00 | ... | 422700.00 | 0.00 |
| 11 | JHARKHAND | 617518.00 | 37479400.00 | 1.65 | ... | 9985300.00 | 0.00 |
| 12 | KARNATAKA | 1107908.00 | 86489400.00 | 1.28 | ... | 7567500.00 | 0.00 |
| 13 | KERALA | 315064.00 | 14745800.00 | 2.14 | ... | 8931600.00 | 0.00 |
| 14 | MADHYA PRADESH | 1109992.00 | 68327000.00 | 1.62 | 40000.00 | 11548800.00 | 0.35 |
| 15 | MAHARASHTRA | 328229.00 | 114896200.00 | 0.29 | ... | 12251600.00 | 0.00 |
| 16 | MANIPUR | 595929.00 | 11079100.00 | 5.38 | ... | 79700.00 | 0.00 |
| 17 | MEGHALAYA | 50833.00 | 3916600.00 | 1.30 | ... | 267300.00 | 0.00 |
| 18 | MIZORAM | 39602.00 | 5442400.00 | 0.73 | 4586.00 | 61200.00 | 7.49 |
| 19 | NAGALAND | 128042.00 | 8214800.00 | 1.56 | ... | 26100.00 | 0.00 |
| 20 | ORISSA | 36554.00 | 28434100.00 | 0.13 | ... | 4326800.00 | 0.00 |
| 21 | PUNJAB | 537729.00 | 21916000.00 | 2.45 | ... | 348500.00 | 0.00 |
| 22 | RAJASTHAN | 414595.00 | 65555500.00 | 0.63 | ... | 2876900.00 | 0.00 |
| 23 | SIKKIM | 209201.00 | 4154700.00 | 5.04 | ... | ... | 0.00 |
| 24 | TAMIL NADU | 1123726.00 | 74622300.00 | 1.51 | ... | 17815600.00 | 0.00 |
| 25 | TRIPURA | 283599.00 | 9236700.00 | 3.07 | ... | 3000.00 | 0.00 |
| 26 | UTTARAKHAND | 1099479.00 | 22348200.00 | 4.92 | ... | 2125400.00 | 0.00 |
| 27 | UTTAR PRADESH | 1223424.00 | 169503800.00 | 0.72 | ... | 7419600.00 | 0.00 |
| 28 | WEST BENGAL | 56972.00 | 26877100.00 | 0.21 | ... | 10621200.00 | 0.00 |
| TOTAL (STATES) | | 16349820.00 | 1188620800.00 | 1.38 | 89586.00 | 142607700.00 | 0.06 |
| 29 | A. & N. ISLANDS | 158142.00 | 8139250.00 | 1.94 | ... | ... | 0.00 |
| 30 | CHANDIGARH | 100373.00 | 2331123.00 | 4.31 | ... | ... | 0.00 |
| 31 | DADRA & NAGAR HAVELI | 12950.00 | 490034.00 | 2.64 | ... | ... | 0.00 |
| 32 | DAMAN & DIU | 25612.00 | 570925.00 | 4.49 | ... | ... | 0.00 |
| 33 | DELHI | 2019007.00 | 37644700.00 | 5.36 | ... | 36495600.00 | 0.00 |
| 34 | LAKSHADWEEP | 20390.00 | 1642141.00 | 1.24 | ... | ... | 0.00 |
| 35 | PUDUCHERRY | 94469.00 | 2753800.00 | 3.43 | ... | 26800.00 | 0.00 |
| TOTAL (U.T.s) | | 2430943.00 | 53571973.00 | 4.54 | ... | 36522400.00 | 0.00 |
| TOTAL (STATES & U.T.) | | 18780763.00 | 1242192773.00 | 1.51 | 89586.00 | 179130100.00 | 0.05 |

..NICNET..

STATEMENT NO (30) : BUDGETED EXPENDITURE ON EDUCATION DEPARTMENTS (CAPITAL ACCOUNT)
FOR 2008-09 (REVISED ESTIMATE)

(RUPEES IN THOUSANDS)

| S.NO. | STATE/ UNION TERRITORY | CAPITAL EXP. ON EDU. OUT- SIDE REVENUE ACCOUNT | TOTAL CAPITAL EXP. OUT-SIDE REVENUE ACCOUNT | %AGE OF COL.(2) TO COL.(3) | LOANS FOR EDUCATION | TOTAL LOANS & ADVANCES | %AGE OF COL.(5) TO COL.(6) |
|-----------------------|---------------------------|---|--|-------------------------------------|------------------------|---------------------------|-------------------------------------|
| 1 | 2 | 3 | 4 | 5 | 6 | 7 | |
| 1 | ANDHRA PRADESH | 1066412.00 | 136972900.00 | 0.78 | ... | 40471300.00 | 0.00 |
| 2 | ARUNACHAL PRADESH | 1173623.00 | 17583800.00 | 6.67 | ... | 289500.00 | 0.00 |
| 3 | ASSAM | ... | 39688800.00 | 0.00 | 500.00 | 1386700.00 | 0.04 |
| 4 | BIHAR | 1395826.00 | 102099400.00 | 1.37 | ... | 7321900.00 | 0.00 |
| 5 | CHHATTISGARH | 3054802.00 | 34653600.00 | 8.82 | ... | 5517700.00 | 0.00 |
| 6 | GOA | 330501.00 | 9605800.00 | 3.44 | 52500.00 | 313200.00 | 16.76 |
| 7 | GUJARAT | 1669795.00 | 105167900.00 | 1.59 | ... | 3617100.00 | 0.00 |
| 8 | HARYANA | 715000.00 | 37545900.00 | 1.90 | 10.00 | 4010200.00 | 0.00 |
| 9 | HIMACHAL PRADESH | 2173164.00 | 21113900.00 | 10.29 | ... | 1071300.00 | 0.00 |
| 10 | JAMMU & KASHMIR | 3014988.00 | 56534600.00 | 5.33 | ... | 383600.00 | 0.00 |
| 11 | JHARKHAND | 1189917.00 | 39034800.00 | 3.05 | ... | 4871400.00 | 0.00 |
| 12 | KARNATAKA | 1227880.00 | 94350600.00 | 1.30 | ... | 9601000.00 | 0.00 |
| 13 | KERALA | 480154.00 | 16920100.00 | 2.84 | ... | 9645300.00 | 0.00 |
| 14 | MADHYA PRADESH | 2305795.00 | 66530200.00 | 3.47 | 40000.00 | 19379000.00 | 0.21 |
| 15 | MAHARASHTRA | 750863.00 | 194836500.00 | 0.39 | ... | 13399900.00 | 0.00 |
| 16 | MANIPUR | 639460.00 | 15950300.00 | 4.01 | ... | 91000.00 | 0.00 |
| 17 | MEGHALAYA | 6500.00 | 6113200.00 | 0.11 | ... | 524100.00 | 0.00 |
| 18 | MIZORAM | 25896.00 | 6211500.00 | 0.42 | ... | 173800.00 | 0.00 |
| 19 | NAGALAND | 206100.00 | 10848400.00 | 1.90 | ... | 84600.00 | 0.00 |
| 20 | ORISSA | 53281.00 | 32596200.00 | 0.16 | 12000.00 | 3082900.00 | 0.39 |
| 21 | PUNJAB | 4362787.00 | 46641900.00 | 9.35 | ... | 400600.00 | 0.00 |
| 22 | RAJASTHAN | 259979.00 | 59856200.00 | 0.43 | ... | 3750100.00 | 0.00 |
| 23 | SIKKIM | 478876.00 | 9346000.00 | 5.12 | 20000.00 | 22500.00 | 88.89 |
| 24 | TAMIL NADU | 1080708.00 | 89001300.00 | 1.21 | ... | 17933300.00 | 0.00 |
| 25 | TRIPURA | 707077.00 | 14692400.00 | 4.81 | ... | 325000.00 | 0.00 |
| 26 | UTTARAKHAND | 849539.00 | 22330000.00 | 3.80 | ... | 852400.00 | 0.00 |
| 27 | UTTAR PRADESH | 2257493.00 | 243535300.00 | 0.93 | 1.00 | 9088000.00 | 0.00 |
| 28 | WEST BENGAL | 426485.00 | 42779600.00 | 1.00 | 500.00 | 9170300.00 | 0.01 |
| TOTAL (STATES) | | 31902901.00 | 1572541100.00 | 2.03 | 125511.00 | 166777700.00 | 0.08 |
| 29 | A. & N. ISLANDS | 216500.00 | 11397800.00 | 1.90 | ... | ... | 0.00 |
| 30 | CHANDIGARH | 133400.00 | 3955300.00 | 3.37 | ... | ... | 0.00 |
| 31 | DADRA & NAGAR HAVELI | 19600.00 | 353500.00 | 5.54 | ... | ... | 0.00 |
| 32 | DAMAN & DIU | 22700.00 | 554700.00 | 4.09 | ... | ... | 0.00 |
| 33 | DELHI | 2523500.00 | 40821600.00 | 6.18 | 150000.00 | 42470300.00 | 0.35 |
| 34 | LAKSHADWEEP | 36000.00 | 1806600.00 | 1.99 | ... | ... | 0.00 |
| 35 | PUDUCHERRY | 630200.00 | 4033300.00 | 15.62 | ... | 28800.00 | 0.00 |
| TOTAL (U.T.s) | | 3581900.00 | 62922800.00 | 5.69 | 150000.00 | 42499100.00 | 0.35 |
| TOTAL (STATES & U.T.) | | 35484801.00 | 1635463900.00 | 2.17 | 275511.00 | 209276800.00 | 0.13 |

..NICNET..

STATEMENT NO (31) : BUDGETED EXPENDITURE ON EDUCATION DEPARTMENTS (CAPITAL ACCOUNT)
FOR 2009-10 (BUDGET ESTIMATE)

(RUPEES IN THOUSANDS)

| S.NO. | STATE/ UNION TERRITORY | CAPITAL EXP. ON EDU. OUT- SIDE REVENUE ACCOUNT | TOTAL CAPITAL EXP. OUT-SIDE REVENUE ACCOUNT | %AGE OF COL.(2) TO COL.(3) | LOANS FOR EDUCATION | TOTAL LOANS & ADVANCES | %AGE OF COL.(5) TO COL.(6) |
|-----------------------|---------------------------|---|--|-------------------------------------|------------------------|---------------------------|-------------------------------------|
| 1 | 2 | 3 | 4 | 5 | 6 | 7 | |
| 1 | ANDHRA PRADESH | 2331440.00 | 179773300.00 | 1.30 | ... | 8558500.00 | 0.00 |
| 2 | ARUNACHAL PRADESH | 103600.00 | 7668700.00 | 1.35 | ... | 42000.00 | 0.00 |
| 3 | ASSAM | ... | 46250900.00 | 0.00 | 1000.00 | 814500.00 | 0.12 |
| 4 | BIHAR | 1842200.00 | 94170300.00 | 1.96 | ... | 4301600.00 | 0.00 |
| 5 | CHHATTISGARH | 2133010.00 | 35692300.00 | 5.98 | ... | 5508000.00 | 0.00 |
| 6 | GOA | 310329.00 | 10171100.00 | 3.05 | 30001.00 | 368400.00 | 8.14 |
| 7 | GUJARAT | 3034558.00 | 80055800.00 | 3.79 | ... | 4595200.00 | 0.00 |
| 8 | HARYANA | 880000.00 | 39726800.00 | 2.22 | 10.00 | 14832600.00 | 0.00 |
| 9 | HIMACHAL PRADESH | 2236887.00 | 18627600.00 | 12.01 | ... | 100600.00 | 0.00 |
| 10 | JAMMU & KASHMIR | 3481500.00 | 67792100.00 | 5.14 | ... | 647600.00 | 0.00 |
| 11 | JHARKHAND | 790700.00 | 35306600.00 | 2.24 | ... | 4392600.00 | 0.00 |
| 12 | KARNATAKA | 2509315.00 | 106127500.00 | 2.36 | ... | 10090900.00 | 0.00 |
| 13 | KERALA | 412800.00 | 17101600.00 | 2.41 | ... | 10363300.00 | 0.00 |
| 14 | MADHYA PRADESH | 854556.00 | 67931600.00 | 1.26 | 40000.00 | 13893900.00 | 0.29 |
| 15 | MAHARASHTRA | 234725.00 | 188161200.00 | 0.12 | ... | 9905200.00 | 0.00 |
| 16 | MANIPUR | 133316.00 | 13502700.00 | 0.99 | ... | 86000.00 | 0.00 |
| 17 | MEGHALAYA | 22000.00 | 8119200.00 | 0.27 | ... | 390900.00 | 0.00 |
| 18 | MIZORAM | 66232.00 | 3938800.00 | 1.68 | ... | 251700.00 | 0.00 |
| 19 | NAGALAND | 158200.00 | 13349500.00 | 1.19 | ... | 4000.00 | 0.00 |
| 20 | ORISSA | 329238.00 | 35943400.00 | 0.92 | 15000.00 | 2840400.00 | 0.53 |
| 21 | PUNJAB | 2330890.00 | 35501500.00 | 6.57 | ... | 431200.00 | 0.00 |
| 22 | RAJASTHAN | 217602.00 | 68642300.00 | 0.32 | ... | 2493000.00 | 0.00 |
| 23 | SIKKIM | 483800.00 | 8589600.00 | 5.63 | 51500.00 | 204800.00 | 25.15 |
| 24 | TAMIL NADU | 2409544.00 | 100718800.00 | 2.39 | ... | 17664100.00 | 0.00 |
| 25 | TRIPURA | 295898.00 | 16035000.00 | 1.85 | ... | 240000.00 | 0.00 |
| 26 | UTTARAKHAND | 353431.00 | 19569200.00 | 1.81 | ... | 3077700.00 | 0.00 |
| 27 | UTTAR PRADESH | 4627658.00 | 242047000.00 | 1.91 | 1.00 | 12709500.00 | 0.00 |
| 28 | WEST BENGAL | 996011.00 | 41955900.00 | 2.37 | 500.00 | 9116000.00 | 0.01 |
| TOTAL (STATES) | | 33579440.00 | 1602470300.00 | 2.10 | 138012.00 | 137924200.00 | 0.10 |
| 29 | A. & N. ISLANDS | 141800.00 | 9930900.00 | 1.43 | ... | ... | 0.00 |
| 30 | CHANDIGARH | 121300.00 | 4559800.00 | 2.66 | ... | ... | 0.00 |
| 31 | DADRA & NAGAR HAVELI | 68100.00 | 574400.00 | 11.86 | ... | ... | 0.00 |
| 32 | DAMAN & DIU | 27900.00 | 864800.00 | 3.23 | ... | ... | 0.00 |
| 33 | DELHI | 2455000.00 | 43638200.00 | 5.63 | 150000.00 | 42406500.00 | 0.35 |
| 34 | LAKSHADWEEP | 42000.00 | 1986200.00 | 2.11 | ... | ... | 0.00 |
| 35 | PUDUCHERRY | 1145184.00 | 7570800.00 | 15.13 | ... | 259700.00 | 0.00 |
| TOTAL (U.T.s) | | 4001284.00 | 69125100.00 | 5.79 | 150000.00 | 42666200.00 | 0.35 |
| TOTAL (STATES & U.T.) | | 37580724.00 | 1671595400.00 | 2.25 | 288012.00 | 180590400.00 | 0.16 |

..NICNET..

STATEMENT NO (32) : BUDGET PROVISIONS FOR CENTRE & STATE EDUCATION DEPARTMENTS UNDER REVENUE ACCOUNT,
CAPITAL ACCOUNT OUT-SIDE REVENUE ACCOUNT & LOANS FOR 2009 - 2010 (BUDGET ESTIMATES)

(RUPEES IN THOUSANDS)

| S.NO. | STATE/ UNION TERRITORY | REVENUE ACCOUNT | | | CAPITAL ACCOUNT OUT-SIDE REVENUE ACCOUNT | | |
|-----------------------|---------------------------|-----------------|-------------------------|-----------------------------|--|-------------------------|-----------------------------|
| | | TOTAL BUDGET | EDUCATION DEPARTMENT | %AGE OF COL(3) TO COL(2) | TOTAL BUDGET | EDUCATION DEPARTMENT | %AGE OF COL(6) TO COL(5) |
| 1 | | 2 | 3 | 4 | 5 | 6 | 7 |
| 1 | ANDHRA PRADESH | 765571800.00 | 87256738.00 | 11.40 | 179773300.00 | 2331440.00 | 1.30 |
| 2 | ARUNACHAL PRADESH | 36070800.00 | 3724881.00 | 10.33 | 7668700.00 | 103600.00 | 1.35 |
| 3 | ASSAM | 292698600.00 | 43715546.00 | 14.94 | 46250900.00 | ... | 0.00 |
| 4 | BIHAR | 357150400.00 | 79668265.00 | 22.31 | 94170300.00 | 1842200.00 | 1.96 |
| 5 | CHHATTISGARH | 180910500.00 | 34270771.00 | 18.94 | 35692300.00 | 2133010.00 | 5.98 |
| 6 | GOA | 44851400.00 | 5902167.00 | 13.16 | 10171100.00 | 310329.00 | 3.05 |
| 7 | GUJARAT | 457283600.00 | 56263708.00 | 12.30 | 80055800.00 | 3034558.00 | 3.79 |
| 8 | HARYANA | 258210600.00 | 52613960.00 | 20.38 | 39726800.00 | 880000.00 | 2.22 |
| 9 | HIMACHAL PRADESH | 102217600.00 | 20441010.00 | 20.00 | 18627600.00 | 2236887.00 | 12.01 |
| 10 | JAMMU & KASHMIR | 147257900.00 | 20500589.00 | 13.92 | 67792100.00 | 3481500.00 | 5.14 |
| 11 | JHARKHAND | 182129400.00 | 35317905.00 | 19.39 | 35306600.00 | 790700.00 | 2.24 |
| 12 | KARNATAKA | 472376600.00 | 84875123.00 | 17.97 | 106127500.00 | 2509315.00 | 2.36 |
| 13 | KERALA | 311618400.00 | 61178626.00 | 19.63 | 17101600.00 | 412800.00 | 2.41 |
| 14 | MADHYA PRADESH | 382621200.00 | 59958651.00 | 15.67 | 67931600.00 | 854556.00 | 1.26 |
| 15 | MAHARASHTRA | 961840300.00 | 189640926.00 | 19.72 | 188161200.00 | 234725.00 | 0.12 |
| 16 | MANIPUR | 30559100.00 | 4489500.00 | 14.69 | 13502700.00 | 133316.00 | 0.99 |
| 17 | MEGHALAYA | 35882700.00 | 5021454.00 | 13.99 | 8119200.00 | 22000.00 | 0.27 |
| 18 | MIZORAM | 28316800.00 | 4171700.00 | 14.73 | 3938800.00 | 66232.00 | 1.68 |
| 19 | NAGALAND | 31700700.00 | 3691938.00 | 11.65 | 13349500.00 | 158200.00 | 1.19 |
| 20 | ORISSA | 289191700.00 | 54260839.00 | 18.76 | 35943400.00 | 329238.00 | 0.92 |
| 21 | PUNJAB | 303062500.00 | 36354536.00 | 12.00 | 35501500.00 | 2330890.00 | 6.57 |
| 22 | RAJASTHAN | 396766100.00 | 88274324.00 | 22.25 | 68642300.00 | 217602.00 | 0.32 |
| 23 | SIKKIM | 25671500.00 | 3381305.00 | 13.17 | 8589600.00 | 483800.00 | 5.63 |
| 24 | TAMIL NADU | 592952900.00 | 104428364.00 | 17.61 | 100718800.00 | 2409544.00 | 2.39 |
| 25 | TRIPURA | 42668600.00 | 7843850.00 | 18.38 | 16035000.00 | 295898.00 | 1.85 |
| 26 | UTTARAKHAND | 111611100.00 | 28413286.00 | 25.46 | 19569200.00 | 353431.00 | 1.81 |
| 27 | UTTAR PRADESH | 928666500.00 | 170266155.00 | 18.33 | 242047000.00 | 4627658.00 | 1.91 |
| 28 | WEST BENGAL | 602525300.00 | 109516307.00 | 18.18 | 41955900.00 | 996011.00 | 2.37 |
| TOTAL (STATES) | | 8372384600.00 | 1455442424.00 | 17.38 | 1602470300.00 | 33579440.00 | 2.10 |
| 29 | A. & N. ISLANDS | 18082900.00 | 2439800.00 | 13.49 | 9930900.00 | 141800.00 | 1.43 |
| 30 | CHANDIGARH | 17122400.00 | 2956400.00 | 17.27 | 4559800.00 | 121300.00 | 2.66 |
| 31 | DADRA & NAGAR HAVELI | 19849100.00 | 564600.00 | 2.84 | 574400.00 | 68100.00 | 11.86 |
| 32 | DAMAN & DIU | 7836700.00 | 353300.00 | 4.51 | 864800.00 | 27900.00 | 3.23 |
| 33 | DELHI | 137033100.00 | 35085798.00 | 25.60 | 43638200.00 | 2455000.00 | 5.63 |
| 34 | LAKSHADWEEP | 5462400.00 | 657900.00 | 12.04 | 1986200.00 | 42000.00 | 2.11 |
| 35 | PUDUCHERRY | 31936200.00 | 3606826.00 | 11.29 | 7570800.00 | 1145184.00 | 15.13 |
| TOTAL (U.T.s) | | 237322800.00 | 45664624.00 | 19.24 | 69125100.00 | 4001284.00 | 5.79 |
| TOTAL (STATES & U.T.) | | 8609707400.00 | 1501107048.00 | 17.44 | 1671595400.00 | 37580724.00 | 2.25 |
| TOTAL CENTRE | | 8972320000.00 | 445322100.00 | 4.96 | 1226310000.00 | ... | 0.00 |
| GRAND TOTAL | | 17582027400.00 | 1946429148.00 | 11.07 | 2897905400.00 | 37580724.00 | 1.30 |

.. NICNET ..

STATEMENT NO (32) : BUDGET PROVISIONS FOR CENTRE & STATE EDUCATION DEPARTMENTS UNDER REVENUE ACCOUNT,
CAPITAL ACCOUNT OUT-SIDE REVENUE ACCOUNT & LOANS FOR 2009 - 2010 (BUDGET ESTIMATES)

(RUPEES IN THOUSANDS)

| S.NO. | STATE/ UNION TERRITORY | LOAN AND ADVANCES | | | TOTAL REVENUE ACCOUNT, CAPITAL AC count and loans | | |
|-----------------------|---------------------------|-------------------|-------------------------|-----------------------------|---|-------------------------|-------------------------------|
| | | TOTAL BUDGET | EDUCATION DEPARTMENT | %AGE OF COL(9) TO COL(8) | TOTAL BUDGET | EDUCATION DEPARTMENT | %AGE OF COL(12) TO COL(11) |
| 1 | | 8 | 9 | 10 | 11 | 12 | 13 |
| 1 | ANDHRA PRADESH | 8558500.00 | ... | 0.00 | 953903600.00 | 89588178.00 | 9.39 |
| 2 | ARUNACHAL PRADESH | 42000.00 | ... | 0.00 | 43781500.00 | 3828481.00 | 8.74 |
| 3 | ASSAM | 814500.00 | 1000.00 | 0.12 | 339764000.00 | 43716546.00 | 12.87 |
| 4 | BIHAR | 4301600.00 | ... | 0.00 | 455622300.00 | 81510465.00 | 17.89 |
| 5 | CHHATTISGARH | 5508000.00 | ... | 0.00 | 222110800.00 | 36403781.00 | 16.39 |
| 6 | GOA | 368400.00 | 30001.00 | 8.14 | 55390900.00 | 6242497.00 | 11.27 |
| 7 | GUJARAT | 4595200.00 | ... | 0.00 | 541934600.00 | 59298266.00 | 10.94 |
| 8 | HARYANA | 14832600.00 | 10.00 | 0.00 | 312770000.00 | 53493970.00 | 17.10 |
| 9 | HIMACHAL PRADESH | 100600.00 | ... | 0.00 | 120945800.00 | 22677897.00 | 18.75 |
| 10 | JAMMU & KASHMIR | 647600.00 | ... | 0.00 | 215697600.00 | 23982089.00 | 11.12 |
| 11 | JHARKHAND | 4392600.00 | ... | 0.00 | 221828600.00 | 36108605.00 | 16.28 |
| 12 | KARNATAKA | 10090900.00 | ... | 0.00 | 588595000.00 | 87384438.00 | 14.85 |
| 13 | KERALA | 10363300.00 | ... | 0.00 | 339083300.00 | 61591426.00 | 18.16 |
| 14 | MADHYA PRADESH | 13893900.00 | 40000.00 | 0.29 | 464446700.00 | 60853207.00 | 13.10 |
| 15 | MAHARASHTRA | 9905200.00 | ... | 0.00 | 1159906700.00 | 189875651.00 | 16.37 |
| 16 | MANIPUR | 86000.00 | ... | 0.00 | 44147800.00 | 4622816.00 | 10.47 |
| 17 | MEGHALAYA | 390900.00 | ... | 0.00 | 44392800.00 | 5043454.00 | 11.36 |
| 18 | MIZORAM | 251700.00 | ... | 0.00 | 32507300.00 | 4237932.00 | 13.04 |
| 19 | NAGALAND | 4000.00 | ... | 0.00 | 45054200.00 | 3850138.00 | 8.55 |
| 20 | ORISSA | 2840400.00 | 15000.00 | 0.53 | 327975500.00 | 54605077.00 | 16.65 |
| 21 | PUNJAB | 431200.00 | ... | 0.00 | 338995200.00 | 38685426.00 | 11.41 |
| 22 | RAJASTHAN | 2493000.00 | ... | 0.00 | 467901400.00 | 88491926.00 | 18.91 |
| 23 | SIKKIM | 204800.00 | 51500.00 | 25.15 | 34465900.00 | 3916605.00 | 11.36 |
| 24 | TAMIL NADU | 17664100.00 | ... | 0.00 | 711335800.00 | 106837908.00 | 15.02 |
| 25 | TRIPURA | 240000.00 | ... | 0.00 | 58943600.00 | 8139748.00 | 13.81 |
| 26 | UTTARAKHAND | 3077700.00 | ... | 0.00 | 134258000.00 | 28766717.00 | 21.43 |
| 27 | UTTAR PRADESH | 12709500.00 | 1.00 | 0.00 | 1183423000.00 | 174893814.00 | 14.78 |
| 28 | WEST BENGAL | 9116000.00 | 500.00 | 0.01 | 653597200.00 | 110512818.00 | 16.91 |
| TOTAL (STATES) | | 137924200.00 | 138012.00 | 0.10 | 10112779100.00 | 1489159876.00 | 14.73 |
| 29 | A. & N. ISLANDS | ... | ... | 0.00 | 28013800.00 | 2581600.00 | 9.22 |
| 30 | CHANDIGARH | ... | ... | 0.00 | 21682200.00 | 3077700.00 | 14.19 |
| 31 | DADRA & NAGAR HAVELI | ... | ... | 0.00 | 20423500.00 | 632700.00 | 3.10 |
| 32 | DAMAN & DIU | ... | ... | 0.00 | 8701500.00 | 381200.00 | 4.38 |
| 33 | DELHI | 42406500.00 | 150000.00 | 0.35 | 223077800.00 | 37690798.00 | 16.90 |
| 34 | LAKSHADWEEP | ... | ... | 0.00 | 7448600.00 | 699900.00 | 9.40 |
| 35 | PUDUCHERRY | 259700.00 | ... | 0.00 | 39766700.00 | 4752010.00 | 11.95 |
| TOTAL (U.T.s) | | 42666200.00 | 150000.00 | 0.35 | 349114100.00 | 49815908.00 | 14.27 |
| TOTAL (STATES & U.T.) | | 180590400.00 | 288012.00 | 0.16 | 10461893200.00 | 1538975784.00 | 14.71 |
| TOTAL CENTRE | | 9750000.00 | ... | 0.00 | 10208380000.00 | 445322100.00 | 4.36 |
| GRAND TOTAL | | 190340400.00 | 288012.00 | 0.15 | 20670273200.00 | 1984297884.00 | 9.60 |

.. NICNET ..

STATEMENT NO. (33): PLAN AND NON-PLAN TOTAL BUDGET (CENTRE AND STATE)

(Rupees in Thousands)

| STATE/UNION TERRITORY | 2007 - 2008 (ACTUAL) | | | 2008 - 2009 (REVISED ESTIMATED) | | | 2009 - 2010 (BUDGET ESTIMATED) | | |
|-----------------------------------|----------------------|-------------------|--------------------|---------------------------------|--------------------|--------------------|--------------------------------|--------------------|--------------------|
| | PLAN | NON-PLAN | TOTAL | PLAN | NON-PLAN | TOTAL | PLAN | NON-PLAN | TOTAL |
| 1. ANDHRA PRADESH | 139005900 | 400829800 | 539835700 | 239312900 | 436877500 | 676190400 | 214637000 | 550934800 | 765571800 |
| 2. ARUNACHAL PRADESH | 10436800 | 12158700 | 22595500 | 10314100 | 18804400 | 29118500 | 16771800 | 19299000 | 36070800 |
| 3. ASSAM | 19815800 | 107625800 | 127441600 | 59037400 | 155173500 | 214210900 | 66467400 | 226231200 | 292698600 |
| 4. BIHAR | 60998000 | 174650600 | 235648600 | 83533100 | 245293400 | 328826500 | 77547600 | 279602800 | 357150400 |
| 5. CHHATTISGARH | 35756100 | 72642400 | 108398500 | 67335300 | 89956500 | 157291800 | 80667300 | 100243200 | 180910500 |
| 6. GOA | 5671200 | 22106400 | 27777600 | 6941700 | 30286800 | 37228500 | 8557700 | 36293700 | 44851400 |
| 7. GUJARAT | 76000200 | 259395100 | 335395300 | 107694600 | 286455000 | 394149600 | 131704000 | 325579600 | 457283600 |
| 8. HARYANA | 31755100 | 143513600 | 175268700 | 44951400 | 172200500 | 217151900 | 56201200 | 202009400 | 258210600 |
| 9. HIMACHAL PRADESH | 12021700 | 70895900 | 82917600 | 9051400 | 88149800 | 97201200 | 10112200 | 92105400 | 102217600 |
| 10. JAMMU & KASHMIR | 5388600 | 111461800 | 116850400 | 4482200 | 119986400 | 124468600 | 7032100 | 140225800 | 147257900 |
| 11. JHARKHAND | 45209000 | 85747800 | 130956800 | 53614700 | 101177400 | 154792100 | 56522900 | 125606500 | 182129400 |
| 12. KARNATAKA | 83128200 | 290619500 | 373747700 | 105640000 | 314863700 | 420503700 | 140313500 | 332063100 | 472376600 |
| 13. KERALA | 22839800 | 226076500 | 248916300 | 36706400 | 251214800 | 287921200 | 42496900 | 269121500 | 311618400 |
| 14. MADHYA PRADESH | 68062900 | 187948200 | 256011100 | 84627700 | 233161700 | 317789400 | 112857700 | 269763500 | 382621200 |
| 15. MAHARASHTRA | 102890300 | 544910200 | 647800500 | 152856800 | 633212100 | 786068900 | 217499700 | 744340600 | 961840300 |
| 16. MANIPUR | 4799100 | 18126100 | 22925200 | 5835100 | 22360400 | 28195500 | 5997800 | 24561300 | 30559100 |
| 17. MEGHALAYA | 7212300 | 15324300 | 22536600 | 15538800 | 16265900 | 31804700 | 15565800 | 20316900 | 35882700 |
| 18. MIZORAM | 6489900 | 12594000 | 19083900 | 8734100 | 15895300 | 24629400 | 9859500 | 18457300 | 28316800 |
| 19. NAGALAND | 4829900 | 20892700 | 25722600 | 7106900 | 23644200 | 30751100 | 7888300 | 23812400 | 31700700 |
| 20. ORISSA | 40890800 | 136341900 | 177232700 | 61115500 | 199381400 | 260496900 | 63238600 | 225953100 | 289191700 |
| 21. PUNJAB | 11635400 | 218973200 | 230608600 | 21508000 | 245802500 | 267310500 | 22326100 | 280736400 | 303062500 |
| 22. RAJASTHAN | 51336700 | 239939800 | 291276500 | 60656700 | 286005300 | 346662000 | 65404300 | 331361800 | 396766100 |
| 23. SIKKIM | 4197700 | 19287900 | 23485600 | 6000400 | 17807100 | 23807500 | 5810800 | 19860700 | 25671500 |
| 24. TAMIL NADU | 82971100 | 346779000 | 429750100 | 103935300 | 450090300 | 554025600 | 109566400 | 483386500 | 592952900 |
| 25. TRIPURA | 5764700 | 22177300 | 27942000 | 7244600 | 27307600 | 34552200 | 7390200 | 35278400 | 42668600 |
| 26. UTTARAKHAND | 18338600 | 54207000 | 72545600 | 21100600 | 60438600 | 81539200 | 22875300 | 88735800 | 111611100 |
| 27. UTTAR PRADESH | 117439200 | 534792900 | 652232100 | 209185800 | 601223200 | 810409000 | 173837900 | 754828600 | 928666500 |
| 28. WEST BENGAL | 67558500 | 315585700 | 383144200 | 91701800 | 442848400 | 534550200 | 117163700 | 485361600 | 602525300 |
| TOTAL (STATES) | 1142443500 | 4665604100 | 5808047600 | 1685763300 | 5585883700 | 7271647000 | 1866313700 | 6506070900 | 8372384600 |
| 29. A. & N. ISLANDS | 3512741 | 8578819 | 12091560 | 4432200 | 11509200 | 15941400 | 5775300 | 12307600 | 18082900 |
| 30. CHANDIGARH | 1628430 | 11601498 | 13229928 | 1632400 | 12933800 | 14566200 | 1175300 | 15947100 | 17122400 |
| 31. DADRA & NAGAR HAVELI | 548242 | 8796057 | 9344299 | 802100 | 13746600 | 14548700 | 1008700 | 18840400 | 19849100 |
| 32. DAMAN & DIU | 312828 | 4568192 | 4881020 | 501600 | 5971700 | 6473300 | 684400 | 7152300 | 7836700 |
| 33. DELHI | 33371400 | 64333900 | 97705300 | 43007500 | 81020000 | 124027500 | 43362300 | 93670800 | 137033100 |
| 34. LAKSHADWEEP | 589790 | 2921474 | 3511264 | 924600 | 4139700 | 5064300 | 1002200 | 4460200 | 5462400 |
| 35. PUDUCHERRY | 8466900 | 13539000 | 22005900 | 13927000 | 17592800 | 31519800 | 15041100 | 16895100 | 31936200 |
| TOTAL (U.T.s) | 48430331 | 114338940 | 162769271 | 65227400 | 146913800 | 212141200 | 68049300 | 169273500 | 237322800 |
| TOTAL (STATES & U.T.s) | 1190873831 | 4779943040 | 5970816871 | 1750990700 | 5732797500 | 7483788200 | 1934363000 | 6675344400 | 8609707400 |
| TOTAL CENTRE | 1735720000 | 4208610000 | 5944330000 | 2416560000 | 5617900000 | 8034460000 | 2783980000 | 6188340000 | 8972320000 |
| GRAND TOTAL | 2926593831 | 8988553040 | 11915146871 | 4167550700 | 11350697500 | 15518248200 | 4718343000 | 12863684400 | 17582027400 |

..NICNET..