

**ANALYSIS OF  
BUDGETED EXPENDITURE  
ON EDUCATION  
2019-20 to 2021-22**



**GOVERNMENT OF INDIA  
MINISTRY OF EDUCATION  
(DEPARTMENT OF HIGHER EDUCATION)  
PLANNING, MONITORING AND STATISTICS BUREAU  
NEW DELHI  
2024**



**ANALYSIS OF  
BUDGETED EXPENDITURE  
ON EDUCATION  
2019-20 to 2021-22**



सत्यमेव जयते

**GOVERNMENT OF INDIA  
MINISTRY OF EDUCATION  
(DEPARTMENT OF HIGHER EDUCATION)  
PLANNING, MONITORING AND STATISTICS BUREAU  
NEW DELHI  
2024**



**LIST OF OFFICERS INVOLVED IN PUBLICATION  
“ANALYSIS OF BUDGETED EXPENDITURE ON EDUCATION  
2019-20 TO 2021-22”**

1. Ms. Anita Sirohiwal, Director
2. Ms. Dona Francis, Deputy Director
3. Shri Sourabh Kant, Assistant Director
4. Shri Ranjan Abhishek, JSO
5. Shri Jai Bhagwan, JSO
6. Shri Ankesh Meena, JSO
7. Shri Ankit Wats, Young Professional
8. Shri Sanjeev Kumar, Data Entry Operator



Navanita Gogoi  
Deputy Director General  
[navanita.gogoi@nic.in](mailto:navanita.gogoi@nic.in)  
Tel : 011-20862081



भारत सरकार  
शिक्षा मंत्रालय  
उच्चतर शिक्षा विभाग  
शास्त्री भवन  
नई दिल्ली - 110 115  
GOVERNMENT OF INDIA  
MINISTRY OF EDUCATION  
DEPARTMENT OF HIGHER EDUCATION  
SHASTRI BHAVAN  
NEW DELHI-110 115

## PREFACE

**The Analysis of Budgeted Expenditure on Education** is an annual publication brought out by the Ministry of Education (MoE) which provides comprehensive and sector wise expenditure on education i.e. Elementary, Secondary, University & Higher, Technical and Adult Education. In addition, the details of public expenditure on education for Language Development is also included as separate sector in relevant table/statements. The expenditure on education is culled out from budget documents of various Ministries/ Departments of Centre and State/UTs.

This publication also includes public expenditure on education as percentage of Gross Domestic Product (GDP). This information is compiled separately for different Sectors, for total expenditure incurred by Centre and State/UTs on education as well as individually for various States/UTs as a percentage of their respective Gross State Domestic Product (GSDP). The public expenditure as percentage of GDP by the Department of Education and by other Departments in their education related activities is also provided for the years 2000-01 to 2021-22.

In addition, the Publication marks a significant milestone with the inaugural analysis of Income and Expenditure statement for FY 2021-22, encompassing India's esteemed Institutions: IITs, IIMs, NITs and Central Universities. This analysis provides valuable insights on the grants received by institutions, academic receipts, total income and total expenditure.

I extend my sincere thanks to the Secretary, Higher Education for his constant support, guidance and encouragement. I also acknowledge the contribution of Shri R. Rajesh, former DDG, who was instrumental in shaping the publication. My special appreciation goes to all officers & staff of this Division for putting in the huge exercise of compilation work (from about 900-1000 books of Detailed Demand for Grants and examining around 80,000 pages) for bringing out this publication.

I hope this publication will be appreciated by the policymakers, academicians, research fraternity, international organizations and all other stakeholders involved in education sector. Any suggestion for improvement of this publication will be appreciated.

3<sup>rd</sup> December 2024

  
(Navanita Gogoi)





## CONTENTS

<b>A. ANALYSIS OF BUDGETED EXPENDITURE ON EDUCATION</b>		<b>1-9</b>
1	Introduction	1
2	Analysis of Budgeted Expenditure	3
3	Expenditure on Education as percentage of Gross Domestic Product (GDP)/Gross State Domestic Product (GSDP)	7
4	Explanatory note on Sector-wise Expenditure on Education	9
<b>B. ANALYTICAL TABLES</b>		<b>13-21</b>
<b>Table No.</b>	<b>Description</b>	
1	Budgeted Expenditure on Education by Education Departments and other Departments (Revenue + Capital + Loans & Advances)	<b>13</b>
2	Budgeted Expenditure on Education and Training (Revenue Account)	14
3	Budgeted Expenditure on Education by Ministry of Education of Central Government (Revenue Account)	15
4	Public Expenditure on Education as percentage of GDP from 2000-01 to 2021-22	16
5	Public Expenditure on Education as percentage of GDP Sector-wise (Estimated)	17
6(a)	Relationship between Budgeted Expenditure on Education and Gross State Domestic Product (GSDP) of States and UTs during 2019-20 (Actual)	18
6(b)	Relationship between Budgeted Expenditure on Education and Gross State Domestic Product (GSDP) of States & UTs during 2020-21 (Revised Estimate)	19
6(c)	Relationship between Budgeted Expenditure on Education and Gross State Domestic Product (GSDP) of States & UTs during 2021-22 (Budget Estimate)	20
7	Total Budget (State & Centre) Revenue, Capital and Loans & advances	21
<b>C. STATISTICAL STATEMENTS</b>		<b>25-110</b>
<b>Statement No.</b>	<b>Description</b>	
<b>1</b>	<b>Budgeted Provision for Education &amp; Training at the Centre (Revenue Account)- Total</b>	<b>25</b>
1a	Education (Revenue Account)	26
1b	Training (Revenue Account)	27
2(a)	Budgeted Expenditure on Education & Training by Education and Other departments for 2019-20 (Actual) (Revenue Account)	28
2(b)	Budgeted Expenditure on Education & Training by Education and Other departments (Revenue Account) for 2020-21 (Revised Estimate)	29
2(c)	Budgeted Expenditure on Education & Training by Education and Other departments (Revenue Account) for 2021-22 (Budget Estimate)	30

3	Total State Budget and Expenditure on Education and Training (Revenue Account)	31
<b>4</b>	<b>Budgeted Expenditure on Elementary Education (Revenue Account)- Total Expenditure</b>	<b>32</b>
4.1	Direction, Inspection & Administration (Revenue Account)	33
4.2	Government Primary Schools (Revenue Account)	34
4.3	Assistance to Non-Govt. Primary Schools (Revenue Account)	35
4.4	Assistance to Local Bodies for Primary Education (Revenue Account)	36
4.5	Teacher's Training (Revenue Account)	37
4.6	Scholarships (Revenue Account)	38
4.7	Text Books (Revenue Account)	39
4.8	Non-Formal Education (Revenue Account)	40
4.9	Mid Day Meal (State Share) (Revenue Account)	41
4.10	SSA (Revenue Account)	42
4.11	Finance Commission Recommendation (Revenue Account)	43
4.12	Other Expenditure (Revenue Account)	44
<b>5</b>	<b>Budgeted Expenditure on Secondary Education (Revenue Account)- Total Expenditure</b>	<b>45</b>
5.1	Direction, Inspection & Administration (Revenue Account)	46
5.2	Government Secondary Schools (Revenue Account)	47
5.3	Assistance to Non-Govt. Secondary Schools (Revenue Account)	48
5.4	Assistance to Local Bodies for Secondary Schools (Revenue Account)	49
5.5	Scholarships (Revenue Account)	50
5.6	Teacher's Training (Revenue Account)	51
5.7	Text Books (Revenue Account)	52
5.8	Vocational Education (Revenue Account)	53
5.9	Other Expenditure (Revenue Account)	54
<b>6</b>	<b>Budgeted Expenditure on Adult Education (Revenue Account)- Total Expenditure</b>	<b>55</b>
6.1	Direction & Administration (Revenue Account)	56
6.2	Rural Functional Literacy Programme (Revenue Account)	57
6.3	State Adult Education Programme (Revenue Account)	58
6.4	Other Adult Education Programme (Revenue Account)	59
6.5	Other Expenditure (Revenue Account)	60

<b>7</b>	<b>Budgeted Expenditure on University/Scholarship/DL Education (Revenue Account)- Total Expenditure</b>	<b>61</b>
7.1	Direction & Administration (Revenue Account)	62
7.2	Assistance to Universities (Revenue Account)	63
7.3	Government Colleges (Revenue Account)	64
7.4	Assistance to Non-Govt. Colleges (Revenue Account)	65
7.5	Scholarships (Revenue Account)	66
7.6	Other Expenditure (Revenue Account)	67
<b>8</b>	<b>Budgeted Expenditure on Technical Education (Revenue Account)- Total Expenditure</b>	<b>68</b>
8.1	Direction & Administration (Revenue Account)	69
8.2	Technical Schools (Revenue Account)	70
8.3	Polytechnics (Revenue Account)	71
8.4	Assistance to Universities for Technical Education (Revenue Account)	72
8.5	Assistance to Non-Govt. Colleges and Institutions (Revenue Account)	73
8.6	Engineering Colleges and Institutions (Revenue Account)	74
8.7	Scholarships (Revenue Account)	75
8.8	Training (Revenue Account)	76
8.9	Other Expenditure (Revenue Account)	77
<b>9</b>	<b>Budgeted Expenditure on General Education (Revenue Account)- Total Expenditure</b>	<b>78</b>
9.1	Direction & Administration (Revenue Account)	79
9.2	Scholarships (Revenue Account)	80
9.3	Research (Revenue Account)	81
9.4	Training (Revenue Account)	82
9.5	Other Expenditure (Revenue Account)	83
<b>10</b>	<b>Budgeted Expenditure on Language Education (Revenue Account)- Total Expenditure</b>	<b>84</b>
10.1	Direction & Administration (Revenue Account)	85
10.2	Promotion of Modern Indian Languages & Literature (Revenue Account)	86
10.3	Sanskrit Education (Revenue Account)	87
10.4	Commercial Institutes (Revenue Account)	88
10.5	Other Expenditure (Revenue Account)	89
11	Budgeted Expenditure on Education of the Education Departments according to Heads of Charges (Revenue Account) for 2019-20 (Actual)	90-91

11(a)	Budgeted Expenditure on Education of the Education Departments according to Heads of Charges (Capital Account) for 2019-20 (Actual)	92
11(b)	Budgeted Expenditure on Education of the Education Departments according to Heads of Charges (Loans and Advances Account) for 2019-20 (Actual)	93
12	Budgeted Expenditure on Education of the Education Departments according to Heads of Charges (Revenue Account) for 2020-21 (Revised Estimate)	94
12(a)	Budgeted Expenditure on Education of the Education Departments according to Heads of Charges (Capital Account) for 2020-21 (Revised Estimate)	96
12(b)	Budgeted Expenditure on Education of the Education Departments according to Heads of Charges (Loans and Advances Account) for 2020-21 (Revised Estimate)	97
13	Budgeted Expenditure on Education of the Education Departments according to Heads of Charges (Revenue Account) for 2021-22 (Budget Estimate)	98-99
13(a)	Budgeted Expenditure on Education of the Education Departments according to Heads of Charges (Capital Account) for 2021-22 (Budget Estimate)	100
13(b)	Budgeted Expenditure on Education of the Education Departments according to Heads of Charges (Loans and Advances Account) for 2021-22 (Budget Estimate)	101
14	Sector-wise Expenditure on Education by Education Departments States/ UTs and Centre for 2019-20 (Actual) (Revenue Account)	102
15	Sector-wise Expenditure on Education by Education Departments States/ UTs and Centre for 2020-21 (Revised Estimate) (Revenue Account)	103
16	Sector-wise Expenditure on Education by Education Departments States/ UTs and Centre for 2021-22 (Budget Estimate) (Revenue Account)	104
17	Budget Provisions for Centre & State Education Departments under Revenue Account, Capital Account Out-Side Revenue Account & Loans and Advances Account for 2019-20 (Actual)	105-106
18	Budget Provisions for Centre & State Education Departments under Revenue Account, Capital Account Out -Side Revenue Account & Loans and Advances Account for 2020-21 (Revised Estimate)	107-108
19	Budget Provisions for Centre & State Education Departments under Revenue Account, Capital Account Out -Side Revenue Account & Loans and Advances Account for 2021-22 (Budget Estimate)	109-110
	Indian Institute of Technology Financial Performance Report 2021-22	111
	National Institute of Technology Financial Performance Report 2021-22	112
	Indian Institute of Management Financial Performance Report 2021-22	113
	Central Universities Financial Performance Report 2021-22	114

# OVERVIEW



# ANALYSIS OF BUDGETED EXPENDITURE ON EDUCATION

## 1. INTRODUCTION

1.1 This publication enunciates the budgeted expenditure on education by various departments and ministries of the central and state/UT governments. Apart from the budgeted expenditures of the DoE, the expenditures incurred by other departments on education have also been taken into account in order to determine the ins and outs of the expenditures on education in India. The expenditures incurred by other departments include those on training, research, and development. To avert double counting in the case of centrally sponsored schemes, the expenditure figures are split into two parts, viz., the central share and the state share, as per the share mentioned in the scheme, and are accordingly taken under the center head and state head, respectively. The Publication marks a significant milestone with the inaugural analysis of Income and Expenditure statement for FY 2021-22, encompassing India's esteemed Institutions: IITs, IIMs, NITs and Central Universities. This analysis provides valuable insights on the grants received by institutions, academic receipts, total income and total expenditure.

1.2 The budgeted expenditure estimates for FY 2021-22 on the revenue account, for the education department of the center and the State/UT are Rs.9,32,189 crore and Rs.5,52,114 crore, respectively, which grosses to Rs.6,45,333 crore, which is 10.35% more than the revised estimate of Rs.5,84,826 crore for FY 2020-21. This amount constitutes 9.45% of the total budgeted expenditure estimate of both center and state/UT.

1.3 Apart from the revenue account, the Education Departments of States/UTs also incur expenditure under the capital account. The total budget estimates on the capital accounts (including loans) accounted for Rs.21,635 crore. Taking into account both the revenue and the capital account, the total budget estimates for education for 2021-22 by Education Departments of State/UT and the Center amounts to Rs.6,66,910 crore, (which is 8.29% of the total budget estimates).

1.4 The total budgeted expenditure (Revenue Account) for 2021-22 on education by the other departments (except Department of Education) grosses to Rs.3,01,640 crore. Accordingly the expenditure on Education by all the Departments/the total budgeted expenditure for education is given in the following table.

### Expenditure on Education 2021-22 Budget Estimate (Revenue Account)

	Centre	States/UTs	Total
Expenditure (Rs. in crore)	2,33,138	7,13,834	9,46,972
Percentage Share with respect to total	24.62 %	75.38 %	100 %

1.5 It is observed from the table that the States/UTs are contributing about 75% of the total revenue expenditure on education in the country while centre contributes about 25% to the education sector as a whole. The total revenue account of Rs.9,46,972 crore constitutes 13.86% of the total budget of the Centre and the States/UTs for 2021-22.

1.6 The following table indicates the Sector-wise Expenditure on Education incurred by Education Departments of both Centre and States.

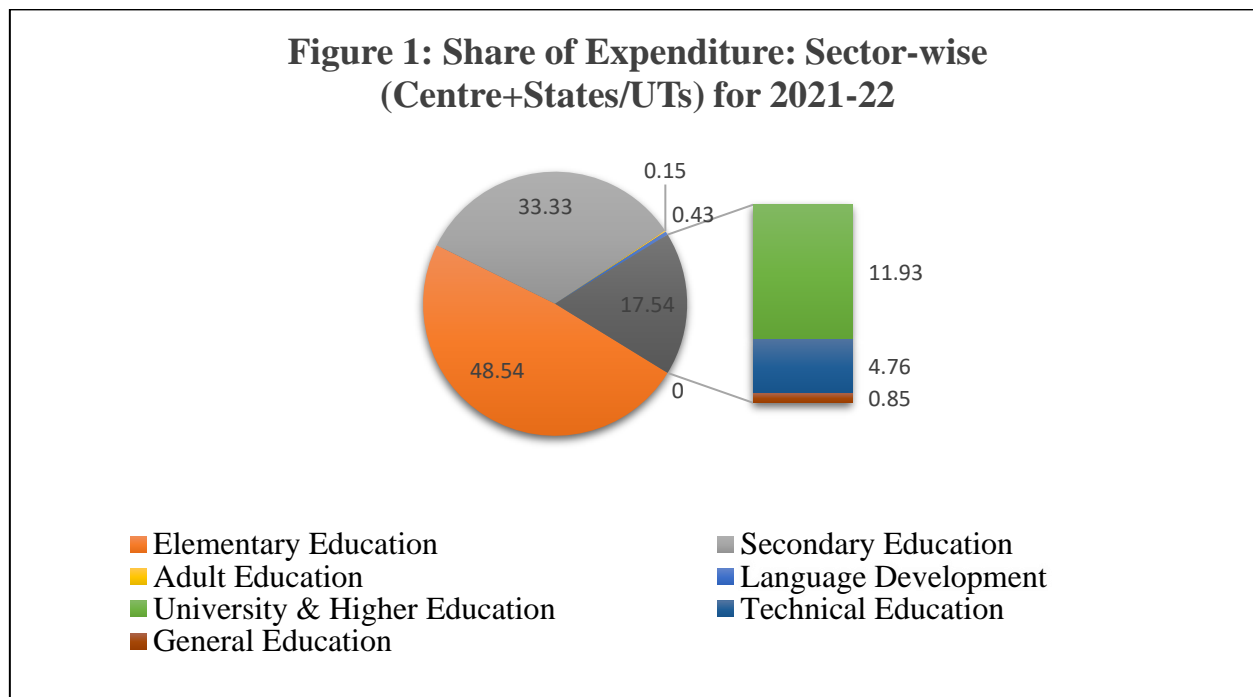
**Sector-wise Expenditure on Education by Education Department (Revenue Account)  
with percentage share Centre and States/UTs 2021-22 (BE)**  
(Rs.in crore)

Sector	States / UTs Expenditure	State %age Share	Centre Expenditure	Centre %age Share	Total Expenditure	Total %age Share
(1)	(2)	(3)	(4)	(5)	(6)	(7)
Elementary Education	2,70,641	49.02	42,592	45.69	3,13,233	48.54
Secondary Education	2,03,081	36.78	12,039	12.91	2,15,120	33.33
Adult Education	681	0.12	263	0.28	944	0.15
Language Development	2,238	0.41	568	0.61	2,806	0.43
University & Higher Education	55,912	10.13	21,068	22.60	76,980	11.93
Technical Education	14,640	2.65	16,094	17.26	30,734	4.76
General Education	4,921	0.89	595	0.64	5,516	0.85
<b>Total Education</b>	<b>5,52,114</b>	<b>100.00</b>	<b>93,219</b>	<b>100.00</b>	<b>6,45,333</b>	<b>100.00</b>

1.7 Elementary Education accounted for 48.54% of the total expenditure on education in 2021-22, followed by Secondary Education, which was 33.33%. The share of University & Higher Education and Technical Education was 11.93% and 4.76% respectively.



1.8 Sector-wise expenditure on education for 2021-22 has been depicted in the Figure-1.



## 2. ANALYSIS OF BUDGETED EXPENDITURE

2.1 Table (1) summarizes the total budget provisions for education by the Education Departments and other Departments under Revenue, Capital & Loans and Advances accounts for Centre and States/UTs separately.

2.2 **Budget provisions for education and training in 2021-22 have gone up to Rs.9,88,812 crore (Rs.9,67,177 crore under the Revenue Account, Rs.21,577 crore under the Capital Account and Rs. 58 crore under Loans and Advances), forming 11.97% of the total budget provisions. Percentage provisions for education and training for the respective accounts are 14.16% under the Revenue Account, 1.79% under the Capital Account and under Loans and Advances is 0.03%.**

2.3 The Budget Estimates 2021-22 for education by the Education Departments of the Centre and the States/UTs under all the three accounts rose to Rs.6,66,968 crore (Rs.93,219 crore for the Centre and Rs.5,73,749 crore for the States/UTs). This amount consists of Rs.6,45,333 crore under the Revenue Account, Rs.21,577 crore under the Capital Account and Rs. 58 crore under Loans & Advances. **The corresponding percentage of these accounts to the respective total budget provisions works out to 9.45%, 1.79% and 0.03%.**

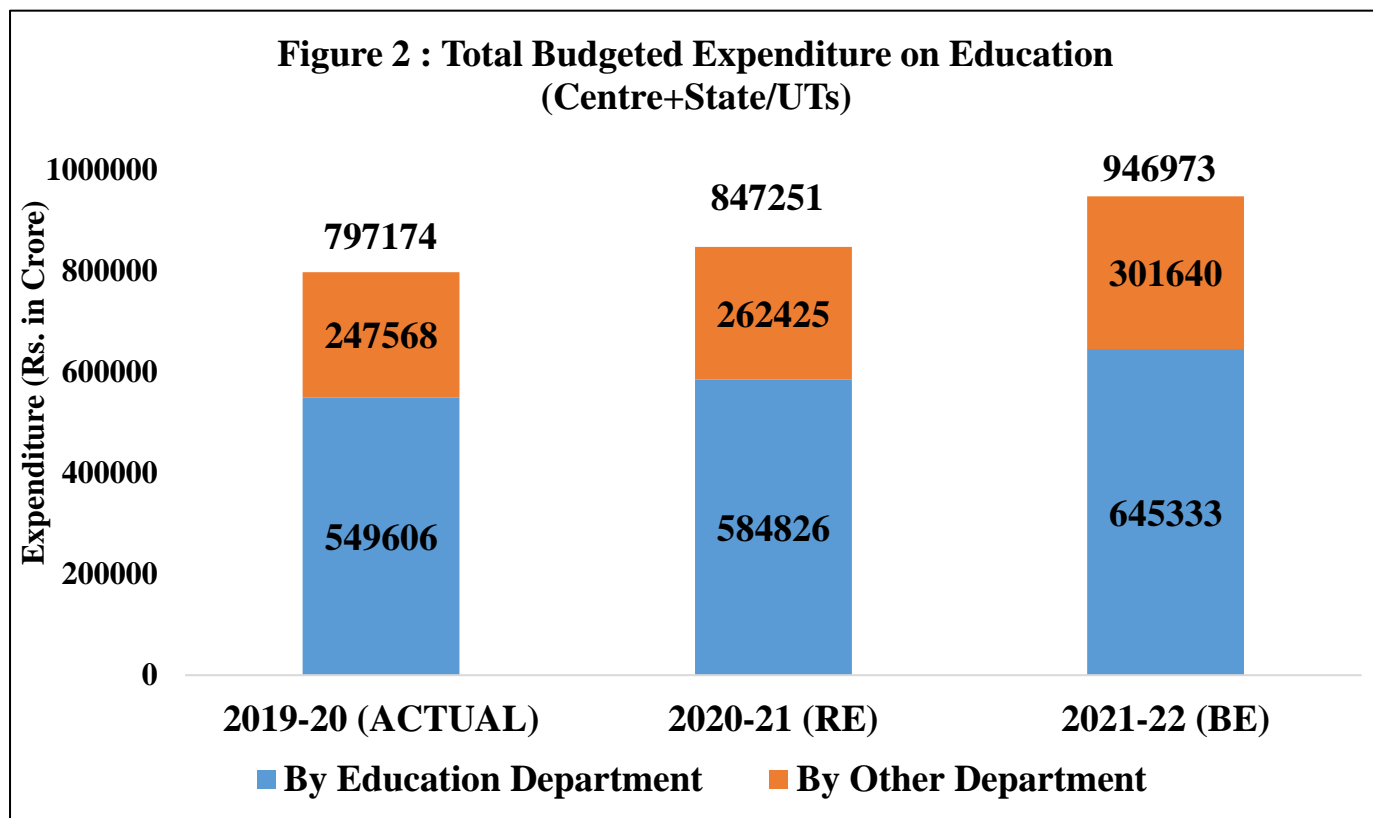
2.4 The Revised Estimates of 2020-21 for expenditure on education and training by the Centre and the States/UTs under all the three accounts amounted to Rs.8,80,685 crore (Rs.8,64,452 crore under Revenue Account, Rs.16,162 crore under Capital Account and Rs.71 crore under Loans & Advances), comprising Rs.2,06,973 crore by the Centre

and Rs.6,73,712 crore by the States/UTs. The total Revised Estimates for education formed 11.54% of the total Revised Estimates of expenditure.

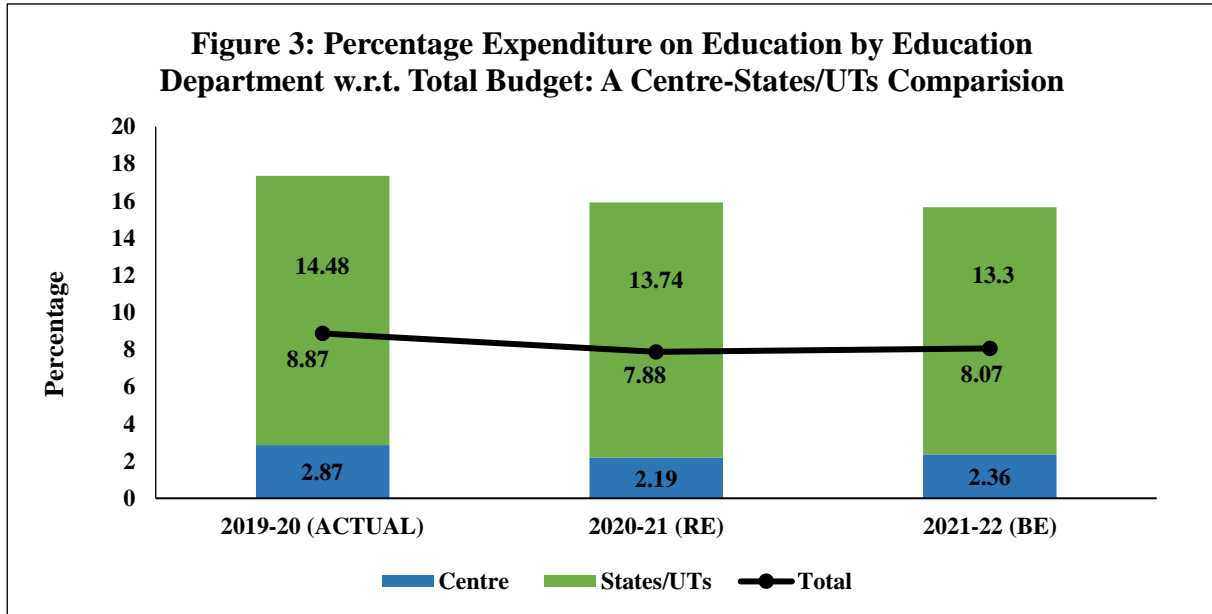
2.5 The total Actual Expenditure on education and training by the Centre and the States/UTs under all the three accounts for the year 2019-20 (Actual) amounted to Rs.8,22,715 crore (Rs.7,97,174 crore under Revenue Account, Rs.10,303 crore under Capital Account and Rs.198 crore under Loans & Advances), comprising Rs.2,02,991 crore by the Centre and Rs.6,19,723 crore by States/UTs. The total expenditure on education constituted 13.03% of the total actual expenditure during 2019-20.

2.6 The total expenditure on education during the year 2019-20 (Actual) incurred by the Education Departments of the Centre and the States/UTs under all the three accounts; (Revenue Account, Capital Account, & Loans and Advances) amounted to Rs.5,60,107 crore (Rs.87,442 crore for Centre and Rs.4,72,665 crore for States/UTs) forming 8.87% of the total expenditure of Centre and States/UTs on all the three accounts. Out of this amount, Rs.5,49,606 crore is under the Revenue Account, Rs.10,303 crore under the Capital Account (outside Revenue Account) and Rs.198 crore under Loans and Advances.

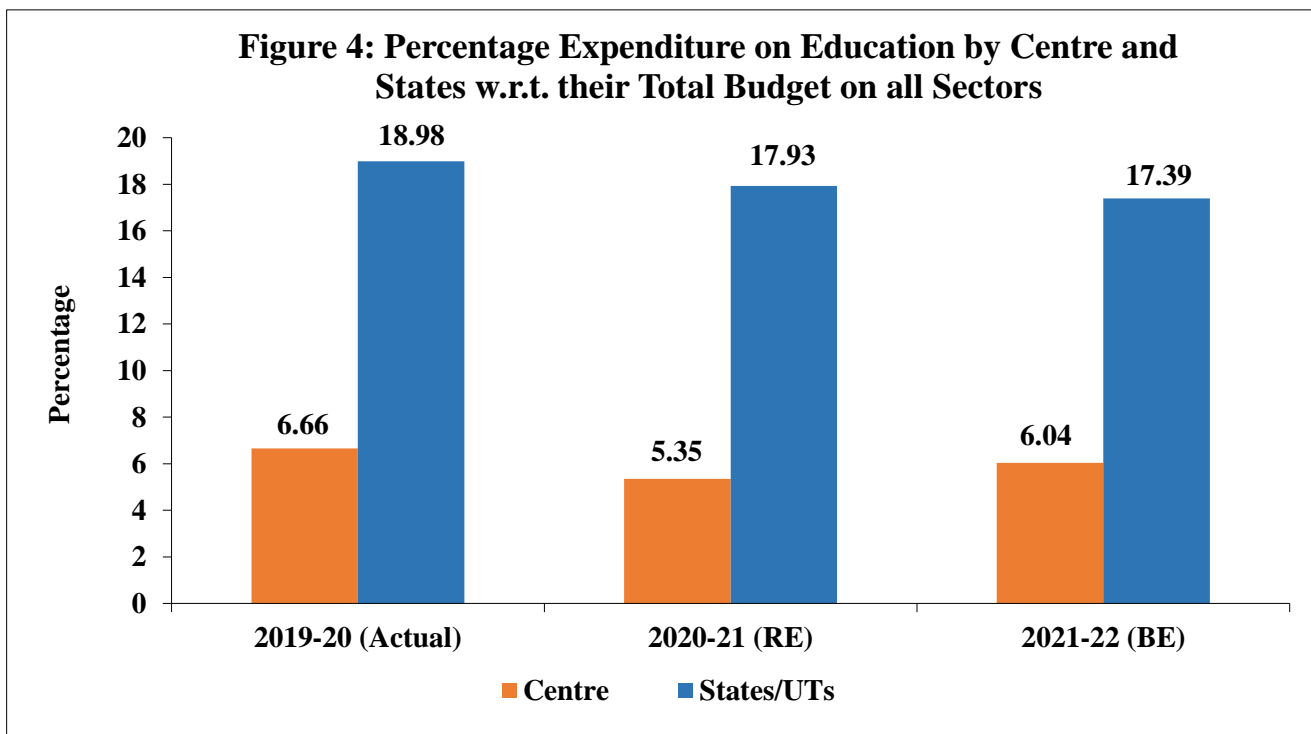
2.7 The extent and progress of Budgeted expenditure on education by education departments and other departments (Revenue Account) during 2019-20(Actual) to 2021-22(BE) is depicted in Figure-2.



2.8 **Figure-3** shows the share of expenditure on education by education departments with respect of the total budget on all the three accounts (Revenue Account, Capital Account, & Loans and Advances) separately for Centre and States/UTs. The figure also depicts the total share of expenditure on education by education departments by both centre and states/UTs together.

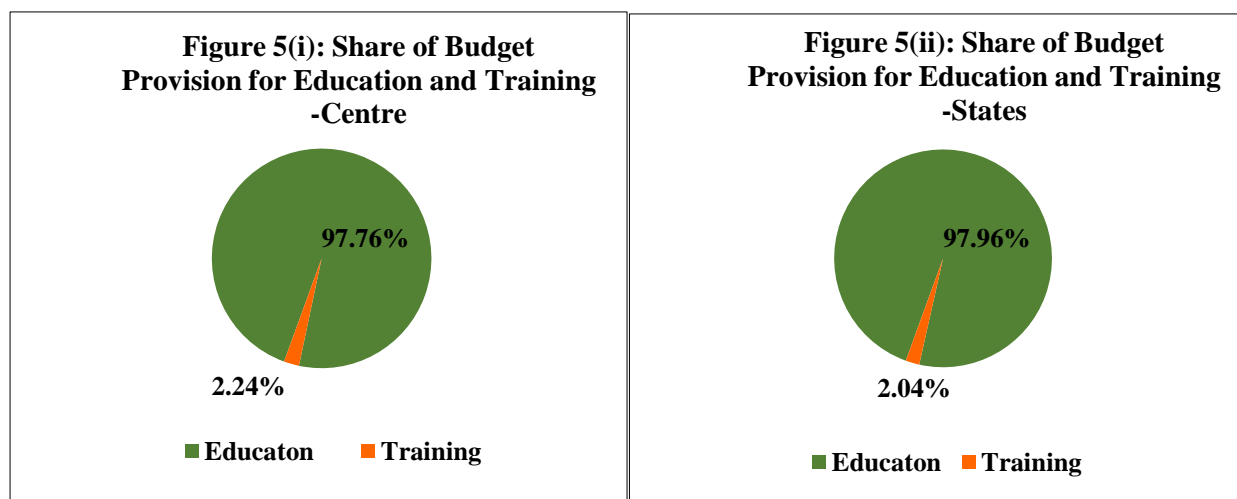


2.9 **Figure-4** indicates Percentage Expenditure on Education by Centre and States



w.r.t. their Total Budget on all sectors (Table 1).

2.10 Table (2) depicts the budget provisions (Revenue Account) for education vis-à-vis training (Formal & Informal) at the Centre and in the States/Union Territories. The **Figure-5(i) and Figure-5(ii)** –corresponding to this table for the year 2021-22 show that 2.24% of the total Centre Budget for Education spent on Training. The respective figure for States is 2.04%.

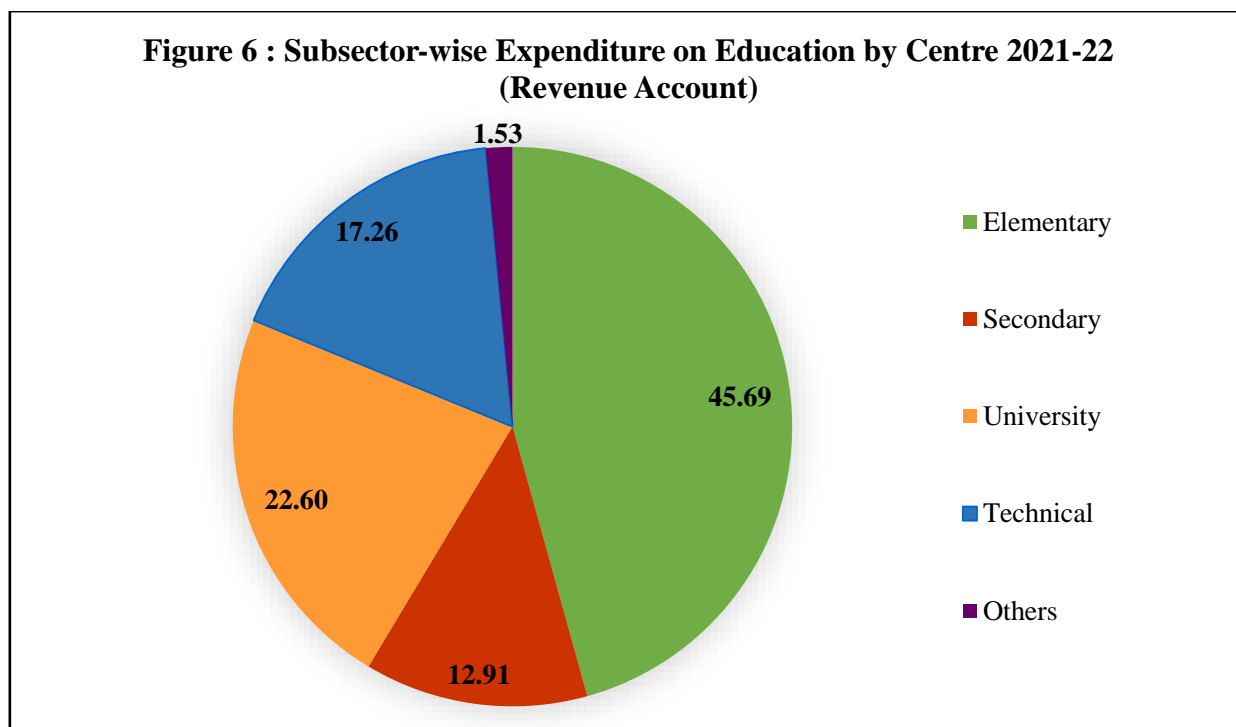


2.11 Table (3) gives the sector-wise break-up of the budgeted expenditure on education by Departments of Education in the Central Sector for the years 2019-20(Actual), 2020-21 (Revised Estimates) and 2021-22 (Budget Estimates).

2.12 Table (3) indicates that in 2021-22 major share of Rs.42,592 crore or 45.69% of the total budget of the Department of Education is provided for Elementary Education. The second priority is given to University & Higher Education (including DL & Student Finance) which is Rs.21,068 crore or 22.60%. The third priority is given to Technical Education which is Rs.16,094 crore or 17.26%; followed by Rs.12,039 crore or 12.91% for Secondary Education and Rs.263 crore forming 0.28% for Adult Education and Rs.568 crore or 0.61% for Language Development Programmes and Rs.595 crores or 0.64% for General purposes including research and international co-operation.

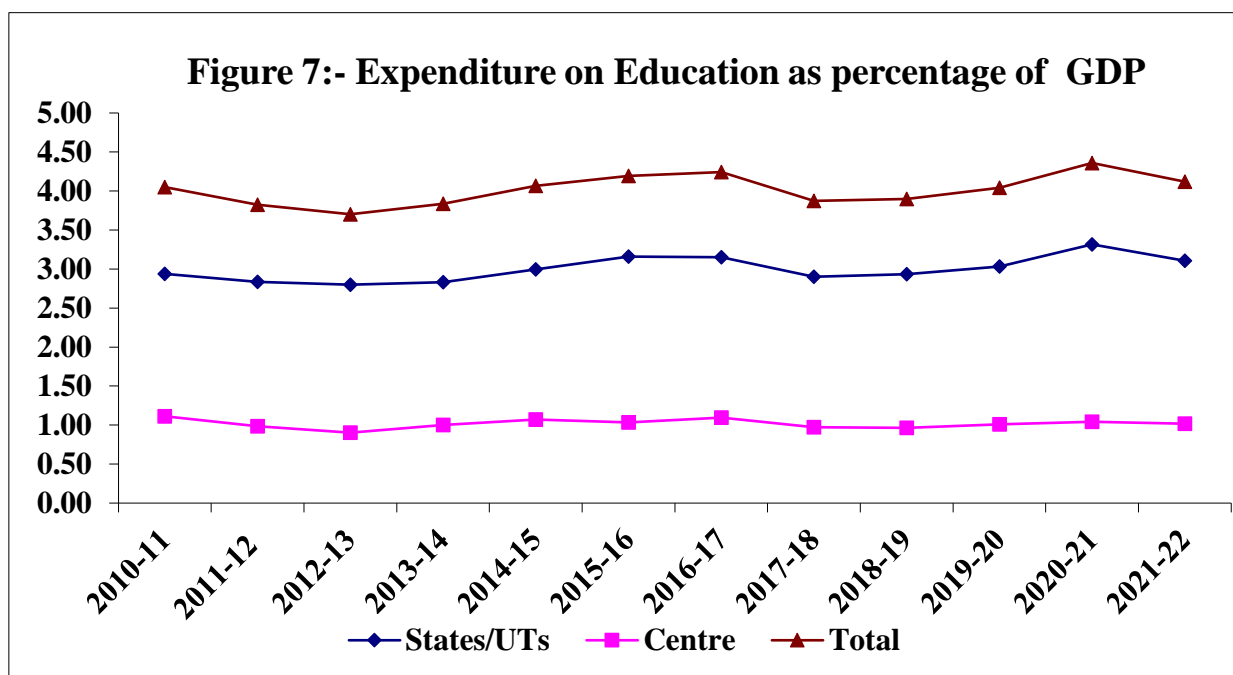
2.13 Statement (1) gives Ministry/Department wise details of the central budget provision for education including training. This provision, which was Rs.2,38,419 crore in 2021-22 constituted 6.04% of the total central budget. The corresponding percentage of budget provision in 2019-20 and 2020-21 was 6.66% and 5.35% respectively.

2.14 Figure-6 depicts relative emphasis on various sub-sectors in the Central Budget (Revenue Account).



### 3. EXPENDITURE ON EDUCATION AS PERCENTAGE OF GROSS DOMESTIC PRODUCT (GDP)/ GROSS STATE DOMESTIC PRODUCT (GSDP)

3.1 Figure-7 indicates the year-wise expenditure on education by States/UTs, Centre and Total (State/UTs & centre both) as percentage of Gross Domestic Product (GDP) (based on Table 5). It may be seen here that total expenditure on education as percentage of GDP has shown increasing trend from 4.07% in the year 2014-15 to 4.12% in the year 2021-22.



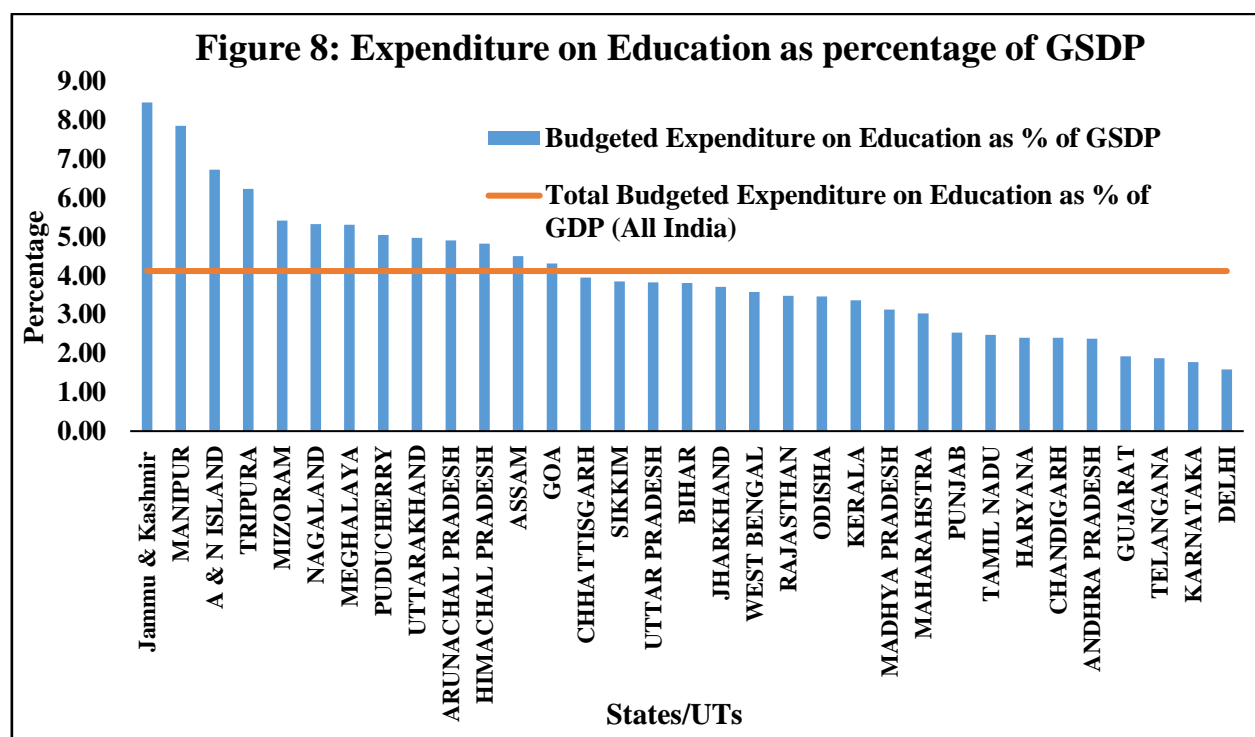
3.2 If we look at the percentage share of GDP for Centre and States separately, it may be seen that centre's share showing an increasing trend over the years and gone up from 0.51% in 2000-01 to 0.97% in 2017-18 and after a slight dip in one year, has now reached to 1.02% in the year 2021-22. While the state's share has declined from 3.62% in the year 2000-01 to 3.10% in 2021-22.

**The total Budget estimate of all States/UTs and centre for 2021-22, under the Revenue Account is 29.11% of the Gross Domestic Product (GDP) and the budget allocation by education department of all States/UTs and centre for education sector is only 2.75% of the GDP. While taking into account the provision for education by all departments of States/UTs and centre including education departments the percentage figure reaches to 4.12%.**

3.3 Table-5 shows sector-wise estimated public expenditure on education as percentage of GDP with the break-up of States/UTs & Center for the year 2019-20 (Actual), 2020-21 (Revised Estimates) and 2021-22 (Budget Estimates). In the year 2020-21 the expenditure on elementary education is about 1.79% of GDP which is maximum among all other sub sectors of education followed by secondary education which is hovering around 1.04% of GDP. Contribution made by adult education which is 0.00% of GDP is lowest among all the sub sectors followed by University & Higher Education and Technical Education for which it is around 0.52% and 0.77% respectively. The percentage of total budgeted expenditure of States/UTs to their GDP is given in Table-5.

3.4 Figure-8 indicates the State-wise relationship between budgeted expenditure on education for all departments on Revenue Account in terms of the Gross State Domestic

Product for the available years of various States and Union Territories for the purpose of comparative study. It is observed from the graph that the expenditure on Education as a percentage to GSDP is lower than the national level (4.12%) in respect of major states such as Andhra Pradesh, Bihar, Chandigarh, Delhi, Goa, Gujarat, Haryana, Jharkhand, Karnataka, Kerala, Madhya Pradesh, Maharashtra, Odisha, Puducherry, Punjab, Rajasthan, Sikkim, Tamil Nadu, Telangana, Uttarakhand, Uttar Pradesh & West Bengal.



#### 4. EXPLANATORY NOTE ON SECTOR-WISE EXPENDITURE ON EDUCATION

4.1 Table-5 presents Public Expenditure on different sectors of Education i.e. Elementary, Secondary, University, Adult and Technical Education for Centre and States/UTs and as percentage of GDP as well. Sector wise break up of expenditure incurred by other departments on education is not available in the budget documents of the Central Ministries (other than Ministry of Education) and budget documents of States/UTs. Therefore to arrive at the sector wise expenditure on education following method has been adopted:-

4.2 Ministry of Culture, Ministry of Labour & Employment, Ministry of Minority Affairs, Ministry of Personnel, P. Grievances& Pension, Ministry of Railways, Ministry of Social Justice & Empowerment, Ministry of Textiles, Ministry of Tribal Affairs, Ministry of Women & Child Development, Department of Food Processing Ind., mainly goes towards Elementary and Secondary Education sectors and therefore expenditure incurred by these Ministries has been counted towards Elementary & Secondary Education sectors in the same proportion as that of the expenditure incurred by the Education Department on these two sectors.

4.3 Expenditure incurred by the Ministry of Agriculture & Farmers Welfare, Ministry of Civil Aviation, Ministry of Commerce and Industry, Ministry of Consumer Affairs, Food & Public Distr., Ministry of Cooperate Affairs, Ministry of Development of N.E. Region, Ministry of Environment, Forest & Climate Change, Ministry of External Affairs, Ministry of Home Affairs, Ministry of Housing and Urban Development, Ministry of Law & Justice, Ministry of Road Transport & Highways, Ministry of Rural Development, Ministry of Shipping, Ministry of Statistics & Prg. Imp., Ministry of Tourism, Ministry of Jal Shakti, Ministry of Youth Affairs & Sports and Ministry of Finance mainly goes towards Higher Education sector and therefore expenditure incurred by these Ministries has been counted towards University & Higher Education sector.

4.4 Expenditure incurred by the Ministry of AYUSH, Ministry of Chemicals & Fertilizers, Ministry of Coal, Ministry of Communication, Ministry of Earth Sciences, Ministry of Health & Family Welfare, Ministry of Information & Broadcasting, Ministry of Micro, Small & Medium Enterprises, Ministry of Mines, Ministry of Petroleum & Natural Gas, Ministry of Power, Ministry of Science & Technology, Ministry of Skill Development & Training, Ministry of Space, Department of Atomic Energy and goes towards Technical Education sector.

4.5 As regard to expenditure incurred by other departments of States/UTs, separate state-wise breakup of expenditure on education is not available. Therefore, to arrive at the sector wise expenditure of other departments of States/UTs, same ratio has been used in case of other departments as expenditure of education at the Centre (MoE).

\*\*\*



# **ANALYTICAL TABLES**



**TABLE NO. (1) - BUDGETED EXPENDITURE ON EDUCATION BY EDUCATION DEPARTMENTS AND OTHER DEPARTMENTS  
(REVENUE + CAPITAL + LOANS & ADVANCES )**

**(RUPEES IN CRORE)**

	ACTUAL (2019-20)			REVISED ESTIMATE (2020-21)			BUDGET ESTIMATE ( 2021-22)		
	EXPENDITURE ON EDUCATION			EXPENDITURE ON EDUCATION			EXPENDITURE ON EDUCATION		
	CENTRE	STATES/UTs	TOTAL	CENTRE	STATES/UTs	TOTAL	CENTRE	STATES/UTs	TOTAL
(1)	(2)	(3)	(4)	(5)	(6)	(7)	(8)	(9)	(10)
<b>EDUCATION DEPARTMENTS</b>									
<b>TOTAL</b>	87,442	4,72,665	5,60,107	84,903	5,16,155	6,01,058	93,219	5,73,749	6,66,968
	(2.86)	(14.48)	(8.87)	(2.19)	(13.74)	(7.88)	(2.36)	(13.30)	(8.07)
<b>OTHER DEPARTMENTS</b>									
<b>TOTAL</b>	1,15,550	1,47,058	2,62,608	1,22,070	1,57,557	2,79,626	1,45,250	1,76,594	3,21,844
	(3.79)	(4.50)	(4.16)	(3.15)	(4.19)	(3.67)	(3.68)	(4.09)	(3.90)
<b>TOTAL(EDUCATION DEPARTMENT + OTHER DEPARTMENTS)</b>									
<b>TOTAL</b>	2,02,992	6,19,723	8,22,715	2,06,973	6,73,712	8,80,685	2,38,469	7,50,343	9,88,812
	(6.66)	(18.98)	(13.03)	(5.35)	(17.93)	(11.54)	(6.04)	(17.39)	(11.97)

NOTE: Figures in brackets indicate percentage to total Budget of all Sectors.

TABLE NO. (2) - BUDGETED EXPENDITURE ON EDUCATION AND TRAINING (REVENUE ACCOUNT)

(RUPEES IN CRORE)

	ACTUAL (2019-20)			REVISED ESTIMATE (2020-21)			BUDGET ESTIMATE ( 2021-22)		
	CENTRE	STATES/ UTs	TOTAL	CENTRE	STATES/ UTs	TOTAL	CENTRE	STATES/ UTs	TOTAL
(1)	(2)	(3)	(4)	(5)	(6)	(7)	(8)	(9)	(10)
<b>EDUCATION</b>									
<b>EDUCATION DEPARTMENTS</b>	87,442	4,62,164	5,49,606	84,903	4,99,923	5,84,826	93,219	5,52,114	6,45,333
	(3.34)	(16.49)	(10.14)	(2.61)	(15.63)	(9.06)	(2.87)	(15.40)	(9.45)
<b>OTHER DEPARTMENTS</b>	1,10,705	1,36,863	2,47,568	1,17,190	1,45,236	2,62,425	1,39,919	1,61,720	3,01,640
	(4.23)	(4.88)	(4.57)	(3.60)	(4.54)	(4.07)	(4.31)	(4.51)	(4.41)
<b>TOTAL</b>	1,98,147	5,99,027	7,97,174	2,02,093	6,45,158	8,47,251	2,33,138	7,13,834	9,46,972
	(7.58)	(21.37)	(14.71)	(6.21)	(20.17)	(13.13)	(7.18)	(19.91)	(13.86)
<b>TRAINING</b>									
<b>TOTAL</b>	4,844	10,196	15,040	4,880	12,321	17,201	5,331	14,873	20,204
	(0.19)	(0.36)	(0.28)	(0.15)	(0.39)	(0.27)	(0.16)	(0.41)	(0.30)
<b>GRAND TOTAL</b>	2,02,991	6,09,222	8,12,214	2,06,973	6,57,479	8,64,452	2,38,469	7,28,707	9,67,177
	(7.76)	(21.74)	(14.99)	(6.36)	(20.55)	(13.40)	(7.35)	(20.32)	(14.16)

NOTE: Figures in brackets indicate percentage to total Budget of all Sectors.

**TABLE NO. (3)- BUDGETED EXPENDITURE ON EDUCATION BY MINISTRY OF EDUCATION OF CENTRAL GOVERNMENT  
(REVENUE ACCOUNT)**

(RUPEES IN CRORE)

S.No.		2019-20	2020-21	2021-22
		(ACTUAL)	(REVISED ESTIMATE)	(BUDGET ESTIMATE)
(1)	(2)	(3)	(4)	(5)
<b>DEPARTMENT OF SCHOOL EDUCATION AND LITERACY (SE &amp; L)</b>				
1	Elementary Education	42,184	41,209	42,592
2	Secondary Education	10,415	10,891	12,039
3	Adult Education	11	112	263
<b>TOTAL (SE &amp; L)</b>		<b>52,610</b>	<b>52,212</b>	<b>54,894</b>
<b>DEPARTMENT OF HIGHER EDUCATION (HE)</b>				
1	University & Higher Education	16,365	15,247	17,838
2	Development of Language	494	449	568
3	Distance Learning and Technical Enabled Learning	568	390	748
4	Planning, Administration, Global Engagement and Book Promotion	359	393	595
5	Student Financial Aid	2,070	1,837	2,482
6	Technical Education	14,976	14,374	16,094
<b>TOTAL HIGHER EDUCATION</b>		<b>34,832</b>	<b>32,691</b>	<b>38,325</b>
<b>GRAND TOTAL (SE &amp; L + HE)</b>		<b>87,442</b>	<b>84,903</b>	<b>93,219</b>

TABLE NO. (4) - PUBLIC EXPENDITURE ON EDUCATION AS PERCENTAGE OF GDP FROM 2000-01 TO 2021-22

S.NO.	YEAR	GDP AT CURRENT PRICES (AT FACTOR COST) (RS. IN CRORE)	TOTAL EXPENDITURE ON EDUCATION BY EDUCATION DEPARTMENTS (RS. IN CRORE)						TOTAL EXPENDITURE ON EDUCATION BY EDUCATION & OTHER DEPARTMENTS (RS. IN CRORE)					
			STATES	CENTRE	STATES+ CENTRE	STATES AS % OF GDP	CENTRE AS % OF GDP	(STATES+ CENTRE) AS % OF GDP	STATES	CENTRE	STATES+ CENTRE	STATES AS % OF GDP	CENTRE AS % OF GDP	(STATES+ CENTRE) AS % OF GDP
(1)	(2)	(3)	(4)	(5)	(6)	(7)	(8)	(9)	(10)	(11)	(12)	(13)	(14)	(15)
1	2000-01	1991982	54,573	7,925	62,498	2.74	0.40	3.14	72,291	10,196	82,486	3.63	0.51	4.14
2	2001-02	2167745	56,811	8,037	64,848	2.62	0.37	2.99	65,746	14,120	79,866	3.03	0.65	3.68
3	2002-03	2338200	59,472	9,089	68,562	2.54	0.39	2.93	69,351	16,157	85,507	2.97	0.69	3.66
4	2003-04	2622216	62,867	10,177	73,045	2.40	0.39	2.79	71,978	17,101	89,079	2.74	0.65	3.40
5	2004-05	2971464	68,170	13,111	81,281	2.29	0.44	2.74	78,668	18,026	96,694	2.65	0.61	3.26
6	2005-06	3390503	76,661	17,823	94,484	2.26	0.53	2.79	90,019	23,210	1,13,229	2.66	0.68	3.34
7	2006-07	3953276	86,467	23,873	1,10,340	2.19	0.60	2.79	1,03,147	34,237	1,37,384	2.61	0.87	3.48
8	2007-08	4582086	98,610	26,770	1,25,380	2.15	0.58	2.74	1,15,878	39,919	1,55,797	2.53	0.87	3.40
9	2008-09	5303567	1,18,387	34,436	1,52,822	2.23	0.65	2.88	1,41,091	47,978	1,89,069	2.66	0.90	3.56
10	2009-10	6108903	1,50,194	39,942	1,90,136	2.46	0.65	3.11	1,77,233	64,023	2,41,256	2.90	1.05	3.95
11	2010-11	7248860	1,81,605	51,905	2,33,510	2.51	0.72	3.22	2,12,818	80,661	2,93,478	2.94	1.11	4.05
12	2011-12	8736329	2,09,831	60,261	2,70,092	2.40	0.69	3.09	2,47,856	86,075	3,33,930	2.84	0.99	3.82
13	2012-13	9944013	2,33,125	66,088	2,99,213	2.34	0.66	3.01	2,78,375	89,758	3,68,133	2.80	0.90	3.70
14	2013-14	11233522	2,61,737	71,495	3,33,232	2.33	0.64	2.97	3,18,250	1,12,629	4,30,879	2.83	1.00	3.84
15	2014-15	12467959	2,92,386	68,926	3,61,312	2.35	0.55	2.90	3,73,457	1,33,392	5,06,849	3.00	1.07	4.07
16	2015-16	13771874	3,19,809	67,347	3,87,155	2.32	0.49	2.81	4,35,230	1,42,563	5,77,793	3.16	1.04	4.20
17	2016-17	15391669	3,56,080	71,931	4,28,011	2.31	0.47	2.78	4,84,777	1,68,322	6,53,099	3.15	1.09	4.24
18	2017-18	17090042	3,78,542	79,993	4,58,535	2.21	0.47	2.68	4,95,594	1,66,558	6,62,151	2.90	0.97	3.87
19	2018-19	18899668	4,16,045	77,715	4,93,761	2.20	0.41	2.61	5,54,442	1,82,139	7,36,581	2.93	0.96	3.90
20	2019-20 (Actual)	20103593	4,62,164	87,442	5,49,606	2.30	0.43	2.73	6,09,222	2,02,991	8,12,214	3.03	1.01	4.04
21	2020-21(RE)	19829927	4,99,923	84,903	5,84,826	2.52	0.43	2.95	6,57,479	2,06,973	8,64,452	3.32	1.04	4.36
22	2021-22(BE)	23471012	5,52,114	93,219	6,45,333	2.35	0.40	2.75	7,28,707	2,38,469	9,67,177	3.10	1.02	4.12

Note:- (i) GDP figures have been taken from Press Note Released on 02-08-2021 by National Accounts Division, CSO, MOSPI .

(ii) All India figure in column 3 is GDP have been taken from Press Note Released on 28-02-2023 by National Accounts Division, CSO, MOSPI .

**TABLE NO. (5)- PUBLIC EXPENDITURE ON EDUCATION AS PERCENTAGE OF GDP SECTOR-WISE (ESTIMATED)**

S. NO.	SECTOR	EXPENDITURE (RS. IN CRORE)			EXPENDITURE (AS % OF GDP)		
		STATES/UTs	CENTRE	TOTAL	STATES/UTs	CENTRE	TOTAL
(1)	(2)	(3)	(4)	(5)	(6)	(7)	(8)
<b>Year 2019-20 (Actual) GDP :- Rs.20103593 crore (3rd Revised Estimate)</b>							
1	Elementary Education	2,73,265	78,664	3,51,929	1.36	0.39	1.75
2	Secondary Education	1,80,496	19,416	1,99,912	0.90	0.10	0.99
3	University & Higher Education	74,142	35,473	1,09,616	0.37	0.18	0.55
4	Adult Education	590	11	601	0.00	0.00	0.00
5	Technical Education	80,729	69,427	1,50,156	0.40	0.35	0.75
	Total ( Education )	6,09,222	2,02,991	8,12,214	3.03	1.01	4.04
<b>Year 2020-21 (RE) GDP :- Rs.19829927 crore (2nd Revised Estimate)</b>							
1	Elementary Education	2,93,933	80,416	3,74,348	1.48	0.41	1.89
2	Secondary Education	1,94,938	21,253	2,16,190	0.98	0.11	1.09
3	University & Higher Education	80,035	32,505	1,12,540	0.40	0.16	0.57
4	Adult Education	625	112	737	0.00	0.00	0.00
5	Technical Education	87,949	72,688	1,60,636	0.44	0.37	0.81
	Total ( Education )	6,57,479	2,06,973	8,64,452	3.32	1.04	4.36
<b>Year 2021-22 (BE) GDP :- Rs. 23471012 crore (1st Revised Estimate)</b>							
1	Elementary Education	3,28,731	90,372	4,19,104	1.40	0.39	1.79
2	Secondary Education	2,19,500	25,543	2,45,043	0.94	0.11	1.04
3	University & Higher Education	83,464	39,004	1,22,468	0.36	0.17	0.52
4	Adult Education	681	263	944	0.00	0.00	0.00
5	Technical Education	96,332	83,286	1,79,618	0.41	0.35	0.77
	Total ( Education )	7,28,707	2,38,469	9,67,177	3.10	1.02	4.12

TABLE NO. (6a) - RELATIONSHIP BETWEEN BUDGETED EXPENDITURE ON EDUCATION AND GROSS STATE DOMESTIC PRODUCT (GSDP) OF STATES AND UTs DURING 2019-20 (ACTUAL) (REVENUE ACCOUNT)

(RUPEES IN CRORE)

S.NO.	STATES/UTs	GROSS STATE DOMESTIC PRODUCT AT CURRENT PRICES, BASE YEAR 2011-12	TOTAL STATE REVENUE EXPENDITURE	TOTAL EXPENDITURE ON EDUCATION & TRAINING BY EDUCATION & OTHER DEPARTMENTS	TOTAL EXPENDITURE ON EDUCATION BY EDUCATION DEPARTMENTS	% OF TOTAL REVENUE EXPENDITURE TO GSDP	% OF EXPENDITURE ON EDUCATION & TRAINING BY EDUCATION & OTHER DEPARTMENTS TO	% OF EXPENDITURE ON EDUCATION BY DEPARTMENTS TO TOTAL REVENUE EXPENDITURE	% OF EXPENDITURE ON EDUCATION & TRAINING BY EDUCATION & OTHER DEPARTMENTS TO	% OF EXPENDITURE ON EDUCATION & TRAINING BY EDUCATION DEPARTMENT TO GSDP
(1)	(2)	(3)	(4)	(5)	(6)	(7)	(8)	(9)	(10)	(11)
1	ANDHRA PRADESH	9,25,839	1,37,475	29,124	20,500	14.85	21.18	14.91	3.15	2.21
2	ARUNACHAL PRADESH	30,024	12,219	1,544	1,190	40.70	12.64	9.74	5.14	3.96
3	ASSAM	3,46,851	65,817	17,599	15,638	18.98	26.74	23.76	5.07	4.51
4	BIHAR	5,81,855	1,23,534	18,048	13,859	21.23	14.61	11.22	3.10	2.38
5	CHHATTISGARH	3,44,672	73,477	13,435	12,687	21.32	18.28	17.27	3.90	3.68
6	GOA	75,032	11,576	2,563	1,797	15.43	22.14	15.52	3.42	2.39
7	GUJARAT	16,17,143	1,40,899	35,748	23,535	8.71	25.37	16.70	2.21	1.46
8	HARYANA	7,38,052	84,848	16,065	13,469	11.50	18.93	15.87	2.18	1.82
9	HIMACHAL PRADESH	1,59,164	30,730	6,710	5,537	19.31	21.84	18.02	4.22	3.48
10	JHARKHAND	3,10,305	56,456	9,719	8,130	18.19	17.22	14.40	3.13	2.62
11	KARNATAKA	16,15,827	1,74,257	33,309	26,671	10.78	19.11	15.31	2.06	1.65
12	KERALA	8,12,935	1,04,720	25,093	17,863	12.88	23.96	17.06	3.09	2.20
13	MADHYA PRADESH	9,27,855	1,50,444	32,182	27,331	16.21	21.39	18.17	3.47	2.95
14	MAHARAHSTRA	26,56,806	3,00,305	78,026	60,003	11.30	25.98	19.98	2.94	2.26
15	MANIPUR	29,813	10,239	1,323	1,088	34.34	12.92	10.63	4.44	3.65
16	MEGHALAYA	34,770	9,565	1,722	1,611	27.51	18.01	16.84	4.95	4.63
17	MIZORAM	24,990	9,454	1,460	1,300	37.83	15.44	13.75	5.84	5.20
18	NAGALAND	29,716	11,637	1,421	1,266	39.16	12.21	10.88	4.78	4.26
19	ODISHA	5,37,502	99,137	19,866	13,644	18.44	20.04	13.76	3.70	2.54
20	PUNJAB	5,37,031	75,860	12,542	10,611	14.13	16.53	13.99	2.34	1.98
21	RAJASTHAN	10,00,032	1,76,485	33,498	30,476	17.65	18.98	17.27	3.35	3.05
22	SIKKIM	31,441	6,185	1,380	1,288	19.67	22.31	20.83	4.39	4.10
23	TAMIL NADU	17,43,144	2,10,435	49,187	34,564	12.07	23.37	16.43	2.82	1.98
24	TELANGANA	9,50,090	1,08,798	18,481	10,603	11.45	16.99	9.75	1.95	1.12
25	TRIPURA	54,151	13,377	2,672	1,615	24.70	19.98	12.07	4.93	2.98
26	UTTARAKHAND	17,00,062	2,98,833	74,073	50,071	17.58	24.79	16.76	4.36	2.95
27	UTTAR PRADESH	2,39,263	32,859	8,033	6,444	13.73	24.45	19.61	3.36	2.69
28	WEST BENGAL	11,79,127	1,62,575	37,513	27,904	13.79	23.07	17.16	3.18	2.37
29	A & N ISLAND	9,765	4,448	679	619	45.55	15.26	13.91	6.95	6.34
30	CHANDIGARH	43,421	4,009	1,058	674	9.23	26.40	16.81	2.44	1.55
31	DADRA & NAGAR HAVELI & DAMAN & DIU	NA	1,476	379	341		25.67	23.10		
32	DELHI	7,92,911	39,637	10,877	9,965	5.00	27.44	25.14	1.37	1.26
33	JAMMU & KASHMIR UT	1,64,103	52,963	11,922	8,946	32.27	22.51	16.89	7.27	5.45
34	LADAKH UT	NA	-	-	-		0.00			
35	LAKSHADWEEP	NA	1,130	166	148		14.69	13.10		
36	PUDUCHERRY	36,999	6,836	1,805	777	18.48	26.40	11.37	4.88	2.10
	ALL INDIA (2019-20)	2,01,03,593	54,18,013	8,12,214	5,49,606	26.95	14.99	10.14	4.04	2.73

Note: (i) GSDP figures have been taken from MOSPI website.

(ii) All India figure in column 3 (GDP) has been taken from Press Note Released on 28-02-2023 by National Accounts Division, CSO, MOSPI.



TABLE NO. (6b) - RELATIONSHIP BETWEEN BUDGETED EXPENDITURE ON EDUCATION AND GROSS STATE DOMESTIC PRODUCT (GSDP) OF STATES AND UTs DURING 2020-21 (REVISED ESTIMATE) (REVENUE ACCOUNT)

(RUPEES IN CRORE)

S. NO.	STATES/UTs	GROSS STATE DOMESTIC PRODUCT AT CURRENT PRICES, BASE YEAR 2011-12	TOTAL STATE REVENUE EXPENDITURE	TOTAL EXPENDITURE ON EDUCATION & TRAINING BY EDUCATION & OTHER DEPARTMENTS	TOTAL EXPENDITURE ON EDUCATION BY EDUCATION DEPARTMENTS	% OF TOTAL REVENUE EXPENDITURE TO GSDP	% OF EXPENDITURE ON EDUCATION & TRAINING BY EDUCATION & OTHER DEPARTMENTS TO TOTAL REVENUE EXPENDITURE	% OF EXPENDITURE ON EDUCATION BY EDUCATION DEPARTMENTS TO TOTAL REVENUE EXPENDITURE	% OF EXPENDITURE ON EDUCATION & TRAINING BY EDUCATION & OTHER DEPARTMENTS TO GSDP	% OF EXPENDITURE ON EDUCATION & TRAINING BY EDUCATION DEPARTMENT TO GSDP
(1)	(2)	(3)	(4)	(5)	(6)	(7)	(8)	(9)	(10)	
1	ANDHRA PRADESH	9,78,581	1,52,990	26,448	19,418	15.63	17.29	12.69	2.70	1.98
2	ARUNACHAL PRADESH	30,525	14,403	1,748	1,550	47.18	12.13	10.76	5.73	5.08
3	ASSAM	3,39,803	96,012	22,945	20,195	28.26	23.90	21.03	6.75	5.94
4	BIHAR	5,67,814	1,79,426	24,581	20,033	31.60	13.70	11.17	4.33	3.53
5	CHHATTISGARH	3,52,328	80,647	15,271	14,260	22.89	18.94	17.68	4.33	4.05
6	GOA	74,158	14,436	3,179	2,160	19.47	22.02	14.96	4.29	2.91
7	GUJARAT	16,16,106	1,54,246	36,523	25,314	9.54	23.68	16.41	2.26	1.57
8	HARYANA	7,29,079	96,992	17,521	14,352	13.30	18.06	14.80	2.40	1.97
9	HIMACHAL PRADESH	1,51,601	36,134	7,592	6,309	23.83	21.01	17.46	5.01	4.16
10	JHARKHAND	2,96,664	67,821	12,103	9,920	22.86	17.85	14.63	4.08	3.34
11	KARNATAKA	16,41,460	1,79,195	33,676	27,220	10.92	18.79	15.19	2.05	1.66
12	KERALA	7,71,724	1,17,322	23,227	15,799	15.20	19.80	13.47	3.01	2.05
13	MADHYA PRADESH	9,46,628	1,58,545	32,740	28,009	16.75	20.65	17.67	3.46	2.96
14	MAHARAHSTRA	26,10,651	3,35,675	81,220	61,441	12.86	24.20	18.30	3.11	2.35
15	MANIPUR	29,776	16,707	2,705	1,802	56.11	16.19	10.79	9.08	6.05
16	MEGHALAYA	33,776	14,428	2,204	1,877	42.72	15.27	13.01	6.52	5.56
17	MIZORAM	23,923	10,254	1,649	1,492	42.86	16.08	14.55	6.89	6.24
18	NAGALAND	29,832	12,065	1,582	1,434	40.44	13.11	11.89	5.30	4.81
19	ODISHA	5,40,185	1,04,864	21,004	14,627	19.41	20.03	13.95	3.89	2.71
20	PUNJAB	5,40,853	92,772	14,664	12,291	17.15	15.81	13.25	2.71	2.27
21	RAJASTHAN	10,17,917	1,89,702	35,952	32,722	18.64	18.95	17.25	3.53	3.21
22	SIKKIM	33,018	7,245	1,433	1,313	21.94	19.78	18.12	4.34	3.98
23	TAMIL NADU	17,88,074	2,46,695	51,404	36,886	13.80	20.84	14.95	2.87	2.06
24	TELANGANA	9,43,078	1,33,984	19,328	10,754	14.21	14.43	8.03	2.05	1.14
25	TRIPURA	53,504	16,731	3,471	2,333	31.27	20.75	13.94	6.49	4.36
26	UTTARAKHAND	16,40,097	3,19,962	78,351	52,742	19.51	24.49	16.48	4.78	3.22
27	UTTAR PRADESH	2,25,617	40,091	9,206	7,385	17.77	22.96	18.42	4.08	3.27
28	WEST BENGAL	11,41,802	1,80,316	43,579	32,466	15.79	24.17	18.01	3.82	2.84
29	A & N ISLAND	9,310	4,421	671	595	47.49	15.17	13.46	7.21	6.39
30	CHANDIGARH	39,411	3,839	1,012	641	9.74	26.37	16.69	2.57	1.63
31	DADRA & NAGAR HAVELI & DAMAN & DIU	NA	1,011	255	216		25.22	21.34		
32	DELHI	7,44,277	46,215	11,309	10,358	6.21	24.47	22.41	1.52	1.39
33	JAMMU & KASHMIR UT	1,67,793	62,486	16,104	10,422	37.24	25.77	16.68	9.60	6.21
34	LADAKH UT	NA	2,332	610	549		26.14	23.56		
35	LAKSHADWEEP	NA	1,148	184	164		15.98	14.24		
36	PUDUCHERRY	36,180	7,773	2,030	871	21.48	26.12	11.21	5.61	2.41
	ALL INDIA (2020-21)	1,98,29,927	64,52,835	8,64,452	5,84,826	32.54	13.40	9.06	4.36	2.95

Note: (i) GSDP figures have been taken from , MOSPI website.

(ii) All India figures in column 3 is GDP have been taken from Press Note Released on 28-02-2023 by National Accounts Division, CSO, MOSPI .

TABLE NO. (6c) - RELATIONSHIP BETWEEN BUDGETED EXPENDITURE ON EDUCATION AND GROSS STATE DOMESTIC PRODUCT (GSDP) OF STATES AND UTs DURING 2021-22 (BUDGET ESTIMATE) (REVENUE ACCOUNT)

(RUPEES IN CRORE)

S.NO.	STATES/UTs	GROSS STATE DOMESTIC PRODUCT AT CURRENT PRICES, BASE YEAR 2011-12	TOTAL STATE REVENUE EXPENDITURE	TOTAL EXPENDITURE ON EDUCATION & TRAINING BY EDUCATION & OTHER DEPARTMENTS	TOTAL EXPENDITURE ON EDUCATION BY EDUCATION DEPARTMENTS	% OF TOTAL REVENUE EXPENDITURE TO GSDP	% OF EXPENDITURE ON EDUCATION & TRAINING BY EDUCATION & OTHER DEPARTMENTS TO TOTAL REVENUE EXPENDITURE	% OF EXPENDITURE ON EDUCATION BY EDUCATION DEPARTMENTS TO TOTAL REVENUE EXPENDITURE	% OF EXPENDITURE ON EDUCATION & TRAINING BY EDUCATION & OTHER DEPARTMENTS TO GSDP	% OF EXPENDITURE ON EDUCATION & TRAINING BY EDUCATION DEPARTMENT TO GSDP
(1)	(2)	(3)	(4)	(5)	(6)	(7)	(8)	(9)	(10)	(11)
1	ANDHRA PRADESH	11,48,471	1,82,197	26,934	20,473	15.86	14.78	11.24	2.35	1.78
2	ARUNACHAL PRADESH	32,705	15,344	1,725	1,366	46.92	11.24	8.90	5.27	4.18
3	ASSAM	4,10,724	84,406	18,601	16,248	20.55	22.04	19.25	4.53	3.96
4	BIHAR	6,47,394	1,77,071	24,781	20,019	27.35	13.99	11.31	3.83	3.09
5	CHHATTISGARH	4,10,525	83,028	16,063	14,945	20.22	19.35	18.00	3.91	3.64
6	GOA	81,226	16,529	3,563	2,313	20.35	21.56	14.00	4.39	2.85
7	GUJARAT	19,20,927	1,66,761	37,360	26,155	8.68	22.40	15.68	1.94	1.36
8	HARYANA	8,68,905	1,16,927	20,923	17,011	13.46	17.89	14.55	2.41	1.96
9	HIMACHAL PRADESH	1,72,162	38,491	8,510	7,178	22.36	22.11	18.65	4.94	4.17
10	JHARKHAND	3,76,127	75,755	13,330	11,261	20.14	17.60	14.87	3.54	2.99
11	KARNATAKA	19,78,094	1,87,405	34,833	28,279	9.47	18.59	15.09	1.76	1.43
12	KERALA	9,24,465	1,47,891	31,364	22,000	16.00	21.21	14.88	3.39	2.38
13	MADHYA PRADESH	10,92,964	1,72,971	35,573	30,704	15.83	20.57	17.75	3.25	2.81
14	MAHARAHSTRA	31,44,138	3,79,212	94,274	70,624	12.06	24.86	18.62	3.00	2.25
15	MANIPUR	35,027	19,970	2,875	1,995	57.01	14.40	9.99	8.21	5.70
16	MEGHALAYA	40,222	13,957	2,061	1,789	34.70	14.77	12.82	5.12	4.45
17	MIZORAM	26,695	9,216	1,508	1,364	34.52	16.36	14.80	5.65	5.11
18	NAGALAND	32,265	13,695	1,701	1,554	42.44	12.42	11.34	5.27	4.82
19	ODISHA	6,97,013	1,19,567	23,233	16,418	17.15	19.43	13.73	3.33	2.36
20	PUNJAB	6,27,717	1,03,880	15,559	12,846	16.55	14.98	12.37	2.48	2.05
21	RAJASTHAN	11,94,961	2,08,080	42,379	38,654	17.41	20.37	18.58	3.55	3.23
22	SIKKIM	37,650	7,391	1,448	1,316	19.63	19.59	17.80	3.84	3.49
23	TAMIL NADU	20,72,496	2,61,189	51,238	35,733	12.60	19.62	13.68	2.47	1.72
24	TELANGANA	11,24,086	1,69,383	21,139	11,883	15.07	12.48	7.02	1.88	1.06
25	TRIPURA	62,302	20,073	3,899	2,583	32.22	19.42	12.87	6.26	4.15
26	UTTARAKHAND	19,81,367	3,95,130	98,213	66,127	19.94	24.86	16.74	4.96	3.34
27	UTTAR PRADESH	2,67,143	44,036	10,412	7,859	16.48	23.64	17.85	3.90	2.94
28	WEST BENGAL	13,29,238	2,13,437	48,820	36,212	16.06	22.87	16.97	3.67	2.72
29	A & N ISLAND	10,392	4,651	698	620	44.76	15.01	13.33	6.72	5.97
30	CHANDIGARH	46,050	4,163	1,096	693	9.04	26.33	16.66	2.38	1.51
31	DADRA & NAGAR HAVELI & DAMAN & DIU	NA	1,440	299	266		20.74	18.48		
32	DELHI	8,81,336	51,799	14,352	13,058	5.88	27.71	25.21	1.63	1.48
33	JAMMU & KASHMIR UT	1,88,561	68,804	16,907	10,876	36.49	24.57	15.81	8.97	5.77
34	Ladakh UT	NA	2,332	618	563		26.48	24.14		
35	LAKSHADWEEP	NA	1,212	188	166		15.52	13.67		
36	PUDUCHERRY	40,903	8,724	2,231	962	21.33	25.58	11.03	5.46	2.35
	ALL INDIA (2021-22)	2,34,71,012	68,32,528	9,67,177	6,45,333	29.11	14.16	9.45	4.12	2.75

Note: (i) GSDP figures have been taken from , MOSPI website .

(ii) All India figures in column 3 is GDP have been taken from Press Note Released on 28-02-2023 by National Accounts Division, CSO, MOSPI .

[https://www.mospi.gov.in/sites/default/files/press\\_release/PressNoteNAD\\_28feb23final.pdf](https://www.mospi.gov.in/sites/default/files/press_release/PressNoteNAD_28feb23final.pdf)

**TABLE NO. (7) - TOTAL BUDGET (STATES/UTs AND CENTRE) (REVENUE,  
CAPITAL AND LOANS & ADVANCES ACCOUNT)**

**(RUPEES IN CRORE)**

S.NO.	2019-20	2020-21	2021-22
	(ACTUAL)	(REVISED ESTIMATE)	(BUDGET ESTIMATE)
(1)	(2)	(3)	(4)
<b>REVENUE</b>			
State + UTs	28,02,694	31,98,885	35,86,116
Centre	26,15,320	32,53,951	32,46,412
<b>TOTAL REVENUE</b>	<b>54,18,013</b>	<b>64,52,835</b>	<b>68,32,528</b>
<b>CAPITAL</b>			
State + UTs	4,19,820	5,09,256	6,72,733
Centre	3,87,744	3,59,369	5,34,862
<b>TOTAL CAPITAL</b>	<b>8,07,564</b>	<b>8,68,625</b>	<b>12,07,595</b>
<b>LOANS &amp; ADVANCES</b>			
State + UTs	41,862	49,422	55,884
Centre	45,142	2,57,556	1,64,830
<b>TOTAL LOANS &amp; ADVANCES</b>	<b>87,004</b>	<b>3,06,978</b>	<b>2,20,714</b>
<b>REVENUE+CAPITAL+LOANS &amp; ADVANCES</b>			
State + UTs	32,64,376	37,57,563	43,14,733
Centre	30,48,206	38,70,876	39,46,104
<b>GRAND TOTAL</b>	<b>63,12,582</b>	<b>76,28,438</b>	<b>82,60,837</b>



# **STATISTICAL STATEMENTS**



**STATEMENT NO. 1: BUDGETED PROVISION FOR EDUCATION & TRAINING AT THE CENTRE  
(REVENUE ACCOUNT)**

SCHEME: TOTAL

(RUPEES IN THOUSANDS)

S. No.	NAME OF MINISTRY AND DEPARTMENT	2019-20 (Actual)	2020-21 (Revised Estimate)	2021-22 (Budget Estimate)
(1)	(2)	(3)	(4)	(5)
1	Department of Atomic Energy	15,41,63,592	15,22,52,800	16,39,22,000
2	Department of Post	13,82,666	31,44,799	26,67,501
3	Department of space	5,85,04,833	4,95,40,800	5,71,98,600
4	Ministry of Agriculture & Farmers Welfare	8,15,28,308	8,02,86,000	8,87,62,700
5	Ministry of Ayush	1,78,33,508	2,17,12,043	2,80,48,600
6	Ministry of Chemical Fertilizer	16,32,976	30,42,900	33,10,500
7	Ministry of Civil Aviation	23,190	29,990	32,490
8	Ministry of Coal	1,90,800	1,10,000	1,65,100
9	Ministry of Commerce and Industry	14,46,149	13,29,600	24,71,100
10	Ministry of Communication	32,08,440	10,99,769	6,08,600
11	Ministry of Consumer Affairs, Food and Public Distribution	4,23,614	4,40,273	4,68,500
12	Ministry of Corporate Affairs	1,13,528	60,320	1,40,400
13	Ministry of Culture	2,43,45,000	2,18,34,521	2,60,92,300
14	Ministry of Defence	12,71,10,954	11,48,31,279	15,51,92,309
15	Ministry of Earth and Science	1,62,03,885	1,22,94,800	1,73,86,900
16	Ministry of Environment, Forst and Climate change	73,61,409	56,55,800	69,85,800
17	Ministry of External Affairs	67,27,050	39,54,900	62,12,600
18	Ministry of Finance	10,03,618	8,43,163	13,52,200
19	Ministry of Food Processing Industries	12,36,500	6,40,900	7,24,000
20	Ministry of Health and Family Welfare	20,50,98,902	25,89,40,500	30,09,68,600
21	Ministry of Home Affairs	32,45,198	32,23,200	52,55,500
22	Ministry of Housing and Urban Affairs	3,24,607	3,37,600	3,71,900
23	Ministry of Information & Brodcasting	9,02,405	12,64,300	21,30,700
24	Ministry of Jal Shakti	37,88,120	35,93,500	42,53,600
25	Ministry of Labour and Employment	17,71,473	16,32,614	28,46,600
26	Ministry of Law and Justice	4,41,646	4,50,000	1,45,000
27	Ministry of Micro, small and Medium Enterprises	42,99,428	34,30,000	39,65,700
28	Ministry of Mines	4,76,628	3,12,200	4,11,500
29	Ministry of Minority Affairs	2,23,01,413	2,47,40,000	2,59,90,000
30	Ministry of New and Renewable Energy	11,38,138	10,13,500	16,06,700
31	Ministry of Personnel Public Grievances of Pensions, Central Vig.	19,15,986	12,64,432	13,98,400
32	Ministry of Petroleum and Natural Gas	2,22,800	4,55,200	12,70,000
33	Ministry of Power	20,69,071	10,59,600	25,00,000
34	Ministry of Railways	4,08,72,441	4,39,57,539	4,61,46,809
35	Ministry of Rural Development	2,00,11,258	2,02,24,532	2,19,75,000
36	Ministry of Science and Technology	5,40,37,591	4,91,11,000	5,94,95,900
37	Ministry of Shipping	85,442	1,00,000	1,36,000
38	Ministry of skill Development and Entrepreneurship	2,32,16,956	2,65,01,400	2,71,15,300
39	Ministry of Social Justice and Empowerment	7,52,02,648	7,30,37,100	9,11,33,100
40	Ministry of Statistics and Progrm. Impl.	28,42,891	26,19,700	32,00,100
41	Ministry of Steel	1,60,194	9,000	56,600
42	Ministry of Textile	18,21,186	24,04,000	39,15,000
43	Ministry of Tourism	8,95,617	7,90,000	13,36,500
44	Ministry of Transport and Highways	2,95,173	7,90,000	4,89,600
45	Ministry of Tribal Affairs	2,55,35,288	3,42,55,100	4,01,30,100
46	Ministry of Women and Child Development	13,13,12,334	17,39,39,200	21,66,14,900
47	Ministry of Youth Affairs	2,66,21,497	1,79,91,300	2,54,94,100
48	Niti Aayog	1,49,038	1,45,000	4,08,900
	<b>TOTAL</b>	<b>1,15,54,95,389</b>	<b>1,22,06,96,174</b>	<b>1,45,25,04,309</b>
	Ministry of Education	87,39,74,400	84,84,46,400	93,16,88,100
	<b>GRAND TOTAL</b>	<b>2,02,94,69,789</b>	<b>2,06,91,42,574</b>	<b>2,38,41,92,409</b>

**STATEMENT NO. 1a: BUDGETED PROVISION FOR EDUCATION & TRAINING AT THE CENTRE  
(REVENUE ACCOUNT)**

SCHEME: EDUCATION

(RUPEES IN THOUSANDS)

S. No.	NAME OF MINISTRY AND DEPARTMENT	2019-20 (Actual)	2020-21 (Revised Estimate)	2021-22 (Budget Estimate)
(1)	(2)	(3)	(4)	(5)
1	Department of Atomic Energy	15,41,63,592	15,22,52,800	16,39,22,000
2	Department of Post	10,98,840	26,83,557	21,15,227
3	Department of space	5,85,04,833	4,95,40,800	5,71,98,600
4	Ministry of Agriculture & Farmers Welfare	7,87,22,523	7,79,05,800	8,57,59,800
5	Ministry of Ayush	1,78,33,508	2,17,12,043	2,80,48,600
6	Ministry of Chemical Fertilizer	16,32,976	30,42,900	33,10,500
7	Ministry of Civil Aviation	23,190	29,990	32,490
8	Ministry of Coal	1,90,800	1,10,000	1,65,100
9	Ministry of Commerce and Industry	13,72,380	12,33,600	23,81,100
10	Ministry of Consumer Affairs, Food and Public Distribution	2,26,914	2,37,473	2,46,800
11	Ministry of Corporate Affairs	1,13,528	60,320	1,40,400
12	Ministry of Culture	2,43,45,000	2,18,34,521	2,60,92,300
13	Ministry of Defence	12,71,10,954	11,48,31,279	15,51,92,309
14	Ministry of Earth and Science	1,62,03,885	1,22,94,800	1,73,86,900
15	Ministry of Environment, Forst and Climate change	37,94,906	32,15,900	35,00,000
16	Ministry of External Affairs	64,74,280	37,87,200	59,55,000
17	Ministry of Finance	8,62,136	7,13,163	9,70,800
18	Ministry of Food Processing Industries	12,36,500	6,40,900	7,24,000
19	Ministry of Health and Family Welfare	20,28,31,155	25,66,28,000	29,83,10,300
20	Ministry of Home Affairs	26,96,876	26,33,100	45,25,400
21	Ministry of Housing and Urban Affairs	45,900	55,600	55,600
22	Ministry of Information & Brodcasting	9,02,405	12,64,300	21,30,700
23	Ministry of Jal Shakti	30,11,400	28,71,700	34,56,500
24	Ministry of Labour and Employment	17,71,473	16,32,614	28,46,600
25	Ministry of Law and Justice	4,41,646	4,50,000	1,45,000
26	Ministry of Micro, small and Medium Enterprises	42,99,428	34,30,000	39,65,700
27	Ministry of Mines	2,99,834	3,07,500	3,90,800
28	Ministry of Minority Affairs	2,17,56,600	2,42,00,000	2,55,50,000
29	Ministry of New and Renewable Energy	5,17,003	8,13,500	12,36,700
30	Ministry of Petroleum and Natural Gas	2,22,800	4,55,200	12,70,000
31	Ministry of Power	17,80,000	8,00,000	18,00,000
32	Ministry of Railways	3,44,93,091	3,56,01,852	3,73,18,896
33	Ministry of Rural Development	2,00,11,258	2,02,24,532	2,19,75,000
34	Ministry of Science and Technology	5,40,37,591	4,91,11,000	5,94,95,900
35	Ministry of Shipping	85,442	1,00,000	1,36,000
36	Ministry of Social Justice and Empowerment	7,52,02,648	7,30,37,100	9,11,33,100
37	Ministry of Steel	1,60,194	9,000	56,600
38	Ministry of Textile	18,21,186	24,04,000	39,15,000
39	Ministry of Transport and Highways	2,95,173	7,90,000	4,89,600
40	Ministry of Tribal Affairs	2,55,35,288	3,42,55,100	4,01,30,100
41	Ministry of Women and Child Development	13,13,12,334	17,39,39,200	21,66,14,900
42	Ministry of Youth Affairs	2,66,21,497	1,79,91,300	2,54,94,100
43	Niti Aayog	1,49,038	1,45,000	4,08,900
44	Ministry of Statistics and Progrm. Impl.	28,42,891	26,19,700	32,00,100
	<b>TOTAL</b>	<b>1,10,70,54,896</b>	<b>1,17,18,96,344</b>	<b>1,39,91,93,422</b>
	<b>Ministry of Education</b>	<b>86,49,91,106</b>	<b>83,84,76,133</b>	<b>91,76,61,600</b>
	<b>GRAND TOTAL</b>	<b>1,97,20,46,002</b>	<b>2,01,03,72,477</b>	<b>2,31,68,55,022</b>



**STATEMENT NO. 1b: BUDGETED PROVISION FOR EDUCATION & TRAINING AT THE CENTRE  
(REVENUE ACCOUNT)**

SCHEME: TRAINING

(RUPEES IN THOUSANDS)

S. No.	NAME OF MINISTRY AND DEPARTMENT	2019-20 (Actual)	2020-21 (Revised Estimate)	2021-22 (Budget Estimate)
(1)	(2)	(3)	(4)	(5)
1	Department of Post	2,83,826	4,61,242	5,52,274
2	Ministry of Agriculture & Farmers Welfare	28,05,785	23,80,200	30,02,900
3	Ministry of Commerce and Industry	73,769	96,000	90,000
4	Ministry of Communication	32,08,440	10,99,769	6,08,600
5	Ministry of Consumer Affairs, Food and Public Distribution	1,96,700	2,02,800	2,21,700
6	Ministry of Environment, Forst and Climate change	35,66,503	24,39,900	34,85,800
7	Ministry of External Affairs	2,52,770	1,67,700	2,57,600
8	Ministry of Finance	1,41,482	1,30,000	3,81,400
9	Ministry of Health and Family Welfare	22,67,747	23,12,500	26,58,300
10	Ministry of Home Affairs	5,48,322	5,90,100	7,30,100
11	Ministry of Housing and Urban Affairs	2,78,707	2,82,000	3,16,300
12	Ministry of Jal Shakti	7,76,720	7,21,800	7,97,100
13	Ministry of Mines	1,76,794	4,700	20,700
14	Ministry of Minority Affairs	5,44,813	5,40,000	4,40,000
15	Ministry of New and Renewable Energy	6,21,135	2,00,000	3,70,000
16	Ministry of Personnel Public Grievances of Pensions, Central Vig.	19,15,986	12,64,432	13,98,400
17	Ministry of Power	2,89,071	2,59,600	7,00,000
18	Ministry of Railways	63,79,350	83,55,687	88,27,913
19	Ministry of skill Development and Entrepreneurship	2,32,16,956	2,65,01,400	2,71,15,300
20	Ministry of Tourism	8,95,617	7,90,000	13,36,500
<b>TOTAL</b>		<b>4,84,40,493</b>	<b>4,87,99,830</b>	<b>5,33,10,887</b>
Ministry of Education		94,27,726	1,05,53,600	1,45,26,500
<b>GRAND TOTAL</b>		<b>5,78,68,219</b>	<b>5,93,53,430</b>	<b>6,78,37,387</b>

**STATEMENT NO. 2(a): BUDGETED EXPENDITURE ON EDUCATION & TRAINING BY EDUCATION & OTHER DEPARTMENTS OF 2019-20 (ACTUAL) (REVENUE ACCOUNT)**

(RUPEES IN THOUSANDS)

S. No.	STATE/UNION TERRITORY	EDUCATION DEPARTMENTS	OTHER DEPARTMENTS 2019-20 (ACTUAL)				GRAND TOTAL
			EDUCATION	TRAINING		TOTAL	
				FORMAL	INFORMAL		
(1)	(2)	(3)	(4)	(5)	(6)	(7)	(8)
1	ANDHRA PRADESH	20,49,97,594	8,44,99,795	17,41,617		8,62,41,412	29,12,39,006
2	ARUNACHAL PRADESH	1,19,04,247	30,46,609	4,83,517	4,591	35,34,717	1,54,38,964
3	ASSAM	15,63,84,949	1,71,43,481	23,94,957	71,442	1,96,09,880	17,59,94,829
4	BIHAR	13,85,92,499	3,37,89,762	81,01,391		4,18,91,153	18,04,83,652
5	CHHATTISGARH	12,68,74,021	48,87,816	25,91,290		74,79,106	13,43,53,127
6	GOA	1,79,68,379	70,45,826	5,61,365	51,389	76,58,580	2,56,26,959
7	GUJARAT	23,53,51,124	10,98,60,765	1,07,48,322	15,20,884	12,21,29,971	35,74,81,095
8	HARYANA	13,46,90,612	1,98,00,398	58,45,395	3,13,234	2,59,59,027	16,06,49,639
9	HIMACHAL PRADESH	5,53,66,768	93,32,799	24,00,912		1,17,33,711	6,71,00,479
10	JHARKHAND	8,12,98,332	1,41,94,911	16,98,467		1,58,93,378	9,71,91,710
11	KARNATAKA	26,67,07,998	6,21,28,832	42,53,088		6,63,81,920	33,30,89,918
12	KERALA	17,86,31,598	6,49,52,853	58,72,618	14,74,614	7,23,00,085	25,09,31,683
13	MADHYA PRADESH	27,33,06,342	4,29,39,548	55,79,024		4,85,18,572	32,18,24,914
14	MAHARAHSTRA	60,00,31,700	16,98,68,840	1,03,29,454	30,850	18,02,29,144	78,02,60,844
15	MANIPUR	1,08,80,622	17,82,050	5,62,154	1,329	23,45,533	1,32,26,155
16	MEGHALAYA	1,61,06,263	5,52,649	5,44,204	21,406	11,18,259	1,72,24,523
17	MIZORAM	1,30,02,906	10,83,471	4,54,168	56,148	15,93,787	1,45,96,693
18	NAGALAND	1,26,56,668	10,06,590	5,42,231		15,48,821	1,42,05,489
19	ODISHA	13,64,36,320	6,04,67,850	16,83,133	76,450	6,22,27,433	19,86,63,753
20	PUNJAB	10,61,07,349	1,77,45,691	15,67,895	-	1,93,13,586	12,54,20,935
21	RAJASTHAN	30,47,62,617	2,66,16,493	35,97,850		3,02,14,343	33,49,76,960
22	SIKKIM	1,28,83,821	5,00,836	4,13,983		9,14,819	1,37,98,640
23	TAMIL NADU	34,56,42,983	13,74,87,279	87,40,789		14,62,28,068	49,18,71,051
24	TELANGANA	10,60,30,498	7,60,95,023	16,72,589	10,11,488	7,87,79,100	18,48,09,598
25	TRIPURA	1,61,47,461	1,00,99,530	4,75,639	-	1,05,75,169	2,67,22,630
26	UTTAR PRADESH	50,07,12,061	23,16,93,498	83,21,835		24,00,15,333	74,07,27,394
27	UTTARAKHAND	6,44,42,310	1,43,77,142	15,06,837		1,58,83,979	8,03,26,289
28	WEST BENGAL	27,90,35,963	9,43,17,827	16,61,876	1,17,151	9,60,96,854	37,51,32,817
	<b>TOTAL STATES</b>	<b>4,40,69,54,005</b>	<b>1,31,73,18,164</b>	<b>9,43,46,600</b>	<b>47,50,976</b>	<b>1,41,64,15,740</b>	<b>5,82,33,69,745</b>
29	A & N ISLAND	61,87,707	3,70,197	2,17,455	9,928	5,97,580	67,85,287
30	CHANDIGARH	67,37,420	37,09,554	1,36,955		38,46,509	1,05,83,929
31	DADRA & NAGAR HAVELI & DAMAN & DIU	34,08,580	1,50,899	2,29,406		3,80,305	37,88,885
32	DELHI	9,96,46,378	89,12,470	2,03,105	4,707	91,20,282	10,87,66,660
33	JAMMU & KASHMIR- UT	8,94,57,499	2,79,41,514	18,22,392		2,97,63,906	11,92,21,405
34	LADAKH	-	-	-		-	-
35	LAKSHADWEEP	14,80,022	1,54,047	25,288		1,79,335	16,59,357
36	PUDUCHERRY	77,69,271	1,00,68,360	2,09,085		1,02,77,445	1,80,46,716
	<b>TOTAL U.T.</b>	<b>21,46,86,877</b>	<b>5,13,07,041</b>	<b>28,43,686</b>	<b>14,635</b>	<b>5,41,65,362</b>	<b>26,88,52,239</b>
	<b>TOTAL (STATE &amp; UTs)</b>	<b>4,62,16,40,882</b>	<b>1,36,86,25,205</b>	<b>9,71,90,286</b>	<b>47,65,611</b>	<b>1,47,05,81,102</b>	<b>6,09,22,21,984</b>
	<b>CENTRE TOTAL</b>	<b>87,44,18,832</b>	<b>1,10,70,54,896</b>	<b>4,84,40,493</b>	<b>-</b>	<b>1,15,54,95,389</b>	<b>2,02,99,14,221</b>
	<b>GRAND TOTAL</b>	<b>5,49,60,59,714</b>	<b>2,47,56,80,101</b>	<b>14,56,30,779</b>	<b>47,65,611</b>	<b>2,62,60,76,491</b>	<b>8,12,21,36,205</b>

**STATEMENT NO. 2(b) :BUDGETED EXPENDITURE ON EDUCATION & TRAINING BY EDUCATION & OTHER DEPARTMENTS OF 2020-21 (REVISED ESTIMATE) (REVENUE ACCOUNT)**

(RUPEES IN THOUSANDS)

S. No.	STATE/UNION TERRITORY	EDUCATION DEPARTMENTS	OTHER DEPARTMENTS 2020-21 (RE)			GRAND TOTAL	
			EDUCATION	TRAINING			TOTAL
				FORMAL	INFORMAL		
(1)	(2)	(3)	(4)	(5)	(6)	(7)	(8)
1	ANDHRA PRADESH	19,41,77,625	6,82,19,021	20,82,047		7,03,01,068	26,44,78,693
2	ARUNACHAL PRADESH	1,54,97,111	15,66,961	4,08,236	5,035	19,80,232	1,74,77,343
3	ASSAM	20,19,54,200	2,37,62,136	36,32,048	1,04,785	2,74,98,969	22,94,53,169
4	BIHAR	20,03,30,866	3,64,48,416	90,31,030		4,54,79,446	24,58,10,312
5	CHHATTISGARH	14,26,00,382	69,88,294	31,20,751		1,01,09,045	15,27,09,427
6	GOA	2,16,00,541	88,34,235	12,06,625	1,47,449	1,01,88,309	3,17,88,850
7	GUJARAT	25,31,35,185	9,85,96,290	1,17,16,140	17,79,944	11,20,92,374	36,52,27,559
8	HARYANA	14,35,22,389	2,49,30,055	64,68,711	2,90,040	3,16,88,806	17,52,11,195
9	HIMACHAL PRADESH	6,30,85,176	1,01,92,392	26,37,491		1,28,29,883	7,59,15,059
10	JHARKHAND	9,91,96,051	1,91,23,326	27,11,940		2,18,35,266	12,10,31,317
11	KARNATAKA	27,21,97,930	5,84,02,089	61,63,834		6,45,65,923	33,67,63,853
12	KERALA	15,79,90,314	6,60,89,572	69,07,039	12,81,046	7,42,77,657	23,22,67,971
13	MADHYA PRADESH	28,00,92,721	4,08,74,512	64,35,835		4,73,10,347	32,74,03,068
14	MAHARAHSTRA	61,44,12,736	18,43,13,886	1,34,01,286	72,539	19,77,87,711	81,22,00,447
15	MANIPUR	1,80,21,507	80,04,998	10,10,402	12,112	90,27,512	2,70,49,019
16	MEGHALAYA	1,87,73,771	24,74,384	6,36,978	1,50,996	32,62,358	2,20,36,129
17	MIZORAM	1,49,21,778	10,69,501	4,38,120	61,184	15,68,805	1,64,90,583
18	NAGALAND	1,43,43,725	8,88,877	5,83,955		14,72,832	1,58,16,557
19	ODISHA	14,62,68,215	6,17,06,580	19,65,111	98,278	6,37,69,969	21,00,38,184
20	PUNJAB	12,29,12,536	2,13,13,304	24,11,527	2,459	2,37,27,290	14,66,39,826
21	RAJASTHAN	32,72,23,794	2,83,24,453	39,73,970		3,22,98,423	35,95,22,217
22	SIKKIM	1,31,31,880	5,89,571	6,07,804		11,97,375	1,43,29,255
23	TAMIL NADU	36,88,61,149	13,51,92,086	99,90,583		14,51,82,669	51,40,43,818
24	TELANGANA	10,75,44,697	8,24,59,259	21,90,408	10,85,521	8,57,35,188	19,32,79,885
25	TRIPURA	2,33,30,768	1,08,20,824	5,41,500	18,000	1,13,80,324	3,47,11,092
26	UTTAR PRADESH	52,74,24,679	24,64,97,220	95,84,385		25,60,81,605	78,35,06,284
27	UTTARAKHAND	7,38,51,175	1,55,84,917	26,28,413		1,82,13,330	9,20,64,505
28	WEST BENGAL	32,46,61,670	10,97,75,762	11,93,789	1,55,244	11,11,24,795	43,57,86,465
	<b>TOTAL STATES</b>	<b>4,76,10,64,571</b>	<b>1,37,30,42,921</b>	<b>11,36,79,958</b>	<b>52,64,632</b>	<b>1,49,19,87,511</b>	<b>6,25,30,52,082</b>
29	A & N ISLAND	59,51,700	5,33,600	2,15,702	8,300	7,57,602	67,09,302
30	CHANDIGARH	64,06,150	35,70,933	1,46,250		37,17,183	1,01,23,333
31	DADRA & NAGAR HAVELI & DAMAN & DIU	21,57,846	1,68,360	2,23,949		3,92,309	25,50,155
32	DELHI	10,35,84,721	92,28,170	2,65,390	7,100	95,00,660	11,30,85,381
33	JAMMU & KASHMIR- UT	10,42,23,246	5,39,33,092	28,85,124		5,68,18,216	16,10,41,462
34	LADAKH	54,92,724	3,53,628	2,48,978		6,02,606	60,95,330
35	LAKSHADWEEP	16,35,200	1,76,200	23,600		1,99,800	18,35,000
36	PUDUCHERRY	87,10,566	1,13,49,887	2,39,739		1,15,89,626	2,03,00,192
	<b>TOTAL U.T.</b>	<b>23,81,62,153</b>	<b>7,93,13,870</b>	<b>42,48,732</b>	<b>15,400</b>	<b>8,35,78,002</b>	<b>32,17,40,155</b>
	<b>TOTAL (STATE &amp; UTs)</b>	<b>4,99,92,26,724</b>	<b>1,45,23,56,791</b>	<b>11,79,28,690</b>	<b>52,80,032</b>	<b>1,57,55,65,513</b>	<b>6,57,47,92,237</b>
	<b>CENTRE TOTAL</b>	<b>84,90,29,733</b>	<b>1,17,18,96,344</b>	<b>4,87,99,830</b>	<b>-</b>	<b>1,22,06,96,174</b>	<b>2,06,97,25,907</b>
	<b>GRAND TOTAL</b>	<b>5,84,82,56,457</b>	<b>2,62,42,53,135</b>	<b>16,67,28,520</b>	<b>52,80,032</b>	<b>2,79,62,61,687</b>	<b>8,64,45,18,144</b>

**STATEMENT NO. 2(c): BUDGETED EXPENDITURE ON EDUCATION & TRAINING BY EDUCATION & OTHER DEPARTMENTS  
OF 2021-22 (BUDGET ESTIMATE) (REVENUE ACCOUNT)**

(RUPEES IN THOUSANDS)

S. No.	STATE/UNION TERRITORY	EDUCATION DEPARTMENTS	OTHER DEPARTMENTS 2021-22 (BE)			TOTAL	GRAND TOTAL
			EDUCATION	TRAINING			
				FORMAL	INFORMAL		
(1)	(2)	(3)	(4)	(5)	(6)	(7)	(8)
1	ANDHRA PRADESH	20,47,27,227	6,16,70,564	29,41,345		6,46,11,909	26,93,39,136
2	ARUNACHAL PRADESH	1,36,62,854	30,01,854	5,75,408	7,756	35,85,018	1,72,47,872
3	ASSAM	16,24,77,769	1,99,01,533	35,30,962	1,04,391	2,35,36,886	18,60,14,655
4	BIHAR	20,01,93,775	3,70,08,874	1,06,04,749		4,76,13,623	24,78,07,398
5	CHHATTISGARH	14,94,47,568	72,34,582	39,46,197		1,11,80,779	16,06,28,347
6	GOA	2,31,33,349	1,13,41,537	10,97,065	62,400	1,25,01,002	3,56,34,351
7	GUJARAT	26,15,50,592	9,45,83,248	1,58,88,272	15,72,912	11,20,44,432	37,35,95,024
8	HARYANA	17,01,05,718	2,99,43,001	88,77,864	3,00,040	3,91,20,905	20,92,26,623
9	HIMACHAL PRADESH	7,17,83,460	1,06,52,346	26,62,118		1,33,14,464	8,50,97,924
10	JHARKHAND	11,26,12,487	1,80,82,925	26,08,941		2,06,91,866	13,33,04,353
11	KARNATAKA	28,27,94,325	6,03,35,287	52,04,535		6,55,39,822	34,83,34,147
12	KERALA	22,00,01,599	8,35,75,074	86,23,853	14,37,853	9,36,36,780	31,36,38,379
13	MADHYA PRADESH	30,70,36,565	4,17,62,226	69,27,129		4,86,89,355	35,57,25,920
14	MAHARAHSTRA	70,62,43,284	21,72,69,954	1,91,15,672	1,07,882	23,64,93,508	94,27,36,792
15	MANIPUR	1,99,54,809	76,63,758	11,22,652	11,373	87,97,783	2,87,52,592
16	MEGHALAYA	1,78,93,528	16,37,633	9,15,466	1,63,283	27,16,382	2,06,09,910
17	MIZORAM	1,36,37,365	9,77,074	4,19,953	48,201	14,45,228	1,50,82,593
18	NAGALAND	1,55,36,659	8,60,394	6,11,053		14,71,447	1,70,08,106
19	ODISHA	16,41,77,515	6,49,02,771	20,44,524	12,07,861	6,81,55,156	23,23,32,671
20	PUNJAB	12,84,62,996	2,40,95,283	30,25,402	2,459	2,71,23,144	15,55,86,140
21	RAJASTHAN	38,65,36,938	3,27,64,677	44,88,743		3,72,53,420	42,37,90,358
22	SIKKIM	1,31,56,418	7,29,100	5,90,553		13,19,653	1,44,76,071
23	TAMIL NADU	35,73,30,140	14,26,80,035	1,23,73,802		15,50,53,837	51,23,83,977
24	TELANGANA	11,88,25,228	8,96,96,663	18,44,577	10,26,874	9,25,68,114	21,13,93,342
25	TRIPURA	2,58,28,805	1,25,06,437	6,47,104	5,000	1,31,58,541	3,89,87,346
26	UTTAR PRADESH	66,12,71,896	30,73,41,447	1,35,12,021		32,08,53,468	98,21,25,363
27	UTTARAKHAND	7,85,85,694	2,23,98,491	31,39,368		2,55,37,859	10,41,23,553
28	WEST BENGAL	36,21,21,485	12,39,19,937	20,13,876	1,43,819	12,60,77,632	48,81,99,117
	<b>TOTAL STATES</b>	<b>5,24,90,90,048</b>	<b>1,52,85,36,705</b>	<b>13,93,53,204</b>	<b>62,02,104</b>	<b>1,67,40,92,013</b>	<b>6,92,31,82,060</b>
29	A & N ISLAND	62,00,800	5,36,500	2,28,100	15,200	7,79,800	69,80,600
30	CHANDIGARH	69,33,300	38,83,650	1,44,865		40,28,515	1,09,61,815
31	DADRA & NAGAR HAVELI & DAMAN & DIU	26,61,100	98,300	2,26,040		3,24,340	29,85,440
32	DELHI	13,05,84,150	1,26,26,650	3,02,750	8,400	1,29,37,800	14,35,21,950
33	JAMMU & KASHMIR- UT	10,87,61,142	5,84,97,370	18,13,704		6,03,11,074	16,90,72,216
34	LADAKH	56,27,800	3,84,500	1,62,900		5,47,400	61,75,200
35	LAKSHADWEEP	16,57,000	1,88,400	35,500		2,23,900	18,80,900
36	PUDUCHERRY	96,23,057	1,24,50,288	2,41,025		1,26,91,313	2,23,14,370
	<b>TOTAL U.T.</b>	<b>27,20,48,349</b>	<b>8,86,65,658</b>	<b>31,54,884</b>	<b>23,600</b>	<b>9,18,44,142</b>	<b>36,38,92,491</b>
	<b>TOTAL (STATE &amp; UTs)</b>	<b>5,52,11,38,397</b>	<b>1,61,72,02,363</b>	<b>14,25,08,088</b>	<b>62,25,704</b>	<b>1,76,59,36,155</b>	<b>7,28,70,74,551</b>
	<b>CENTRE TOTAL</b>	<b>93,21,88,100</b>	<b>1,39,91,93,422</b>	<b>5,33,10,887</b>	<b>-</b>	<b>1,45,25,04,309</b>	<b>2,38,46,92,409</b>
	<b>GRAND TOTAL</b>	<b>6,45,33,26,497</b>	<b>3,01,63,95,785</b>	<b>19,58,18,975</b>	<b>62,25,704</b>	<b>3,21,84,40,464</b>	<b>9,67,17,66,960</b>

**STATEMENT NO. 3: TOTAL STATE BUDGET AND EXPENDITURE ON EDUCATION & TRAINING (REVENUE ACCOUNT)**

(RUPEES IN THOUSANDS)

S. No.	STATE/UNION TERRITORY	2019-20 (ACTUAL)			2020-21 (REVISED ESTIMATE)			2021-22 (BUDGET ESTIMATE)		
		TOTAL STATE BUDGET	EXP. ON EDU. BY EDU. & OTHER DEPTS.	% AGE OF COL(4) To COL(3)	TOTAL STATE BUDGET	EXP. ON EDU. BY EDU. & OTHER DEPTS.	% AGE OF COL(7) To COL(6)	TOTAL STATE BUDGET	EXP. ON EDU. BY EDU. & OTHER DEPTS.	% AGE OF COL(10) To COL(9)
(1)	(2)	(3)	(4)	(5)	(6)	(7)	(8)	(9)	(10)	(11)
1	ANDHRA PRADESH	1,37,47,45,000	29,12,39,006	21.18%	1,52,98,99,000	26,44,78,693	17.29%	1,82,19,65,000	26,93,39,136	14.78%
2	ARUNACHAL PRADESH	12,21,87,000	1,54,38,964	12.64%	14,40,28,000	1,74,77,343	12.13%	15,34,43,000	1,72,47,872	11.24%
3	ASSAM	65,81,73,000	17,59,94,829	26.74%	96,01,16,000	22,94,53,169	23.90%	84,40,55,000	18,60,14,655	22.04%
4	BIHAR	1,23,53,37,000	18,04,83,652	14.61%	1,79,42,64,000	24,58,10,312	13.70%	1,77,07,14,000	24,78,07,398	13.99%
5	CHHATTISGARH	73,47,73,000	13,43,53,127	18.28%	80,64,74,000	15,27,09,427	18.94%	83,02,75,000	16,06,28,347	19.35%
6	GOA	11,57,56,000	2,56,26,959	22.14%	14,43,61,000	3,17,88,850	22.02%	16,52,90,000	3,56,34,351	21.56%
7	GUJARAT	1,40,89,89,000	35,74,81,095	25.37%	1,54,24,61,000	36,52,27,559	23.68%	1,66,76,08,000	37,35,95,024	22.40%
8	HARYANA	84,84,82,000	16,06,49,639	18.93%	96,99,15,000	17,52,11,195	18.06%	1,16,92,72,000	20,92,26,623	17.89%
9	HIMACHAL PRADESH	30,73,04,000	6,71,00,479	21.84%	36,13,36,000	7,59,15,059	21.01%	38,49,09,000	8,50,97,924	22.11%
10	JHARKHAND	56,45,61,000	9,71,91,710	17.22%	67,82,06,000	12,10,31,317	17.85%	75,75,50,000	13,33,04,353	17.60%
11	KARNATAKA	1,74,25,74,000	33,30,89,918	19.11%	1,79,19,49,000	33,67,63,853	18.79%	1,87,40,48,000	34,83,34,147	18.59%
12	KERALA	1,04,71,99,000	25,09,31,683	23.96%	1,17,32,15,000	23,22,67,971	19.80%	1,47,89,12,000	31,36,38,379	21.21%
13	MADHYA PRADESH	1,50,44,43,000	32,18,24,914	21.39%	1,58,54,52,000	32,74,03,068	20.65%	1,72,97,09,000	35,57,25,920	20.57%
14	MAHARASHTRA	3,00,30,52,000	78,02,60,844	25.98%	3,35,67,54,000	81,22,00,447	24.20%	3,79,21,20,000	94,27,36,792	24.86%
15	MANIPUR	10,23,86,000	1,32,26,155	12.92%	16,70,70,000	2,70,49,019	16.19%	19,97,01,000	2,87,52,592	14.40%
16	MEGHALAYA	9,56,51,000	1,72,24,523	18.01%	14,42,76,000	2,20,36,129	15.27%	13,95,65,000	2,06,09,910	14.77%
17	MIZORAM	9,45,40,000	1,45,96,693	15.44%	10,25,39,000	1,64,90,583	16.08%	9,21,64,000	1,50,82,593	16.36%
18	NAGALAND	11,63,70,000	1,42,05,489	12.21%	12,06,49,000	1,58,16,557	13.11%	13,69,49,000	1,70,08,106	12.42%
19	ODISHA	99,13,73,000	19,86,63,753	20.04%	1,04,86,39,000	21,00,38,184	20.03%	1,19,56,72,000	23,23,32,671	19.43%
20	PUNJAB	75,85,96,000	12,54,20,935	16.53%	92,77,23,000	14,66,39,826	15.81%	1,03,87,99,000	15,55,86,140	14.98%
21	RAJASTHAN	1,76,48,51,000	33,49,76,960	18.98%	1,89,70,18,000	35,95,22,217	18.95%	2,08,08,02,000	42,37,90,358	20.37%
22	SIKKIM	6,18,51,000	1,37,98,640	22.31%	7,24,52,000	1,43,29,255	19.78%	7,39,09,000	1,44,76,071	19.59%
23	TAMIL NADU	2,10,43,47,000	49,18,71,051	23.37%	2,46,69,47,000	51,40,43,818	20.84%	2,61,18,86,000	51,23,83,977	19.62%
24	TELANGANA	1,08,79,79,000	18,48,09,598	16.99%	1,33,98,43,000	19,32,79,885	14.43%	1,69,38,34,000	21,13,93,342	12.48%
25	TRIPURA	13,37,69,000	2,67,22,630	19.98%	16,73,08,000	3,47,11,092	20.75%	20,07,32,000	3,89,87,346	19.42%
26	UTTAR PRADESH	2,98,83,30,000	74,07,27,394	24.79%	3,19,96,24,000	78,35,06,284	24.49%	3,95,13,04,000	98,21,25,363	24.86%
27	UTTARAKHAND	32,85,88,000	8,03,26,289	24.45%	40,09,12,000	9,20,64,505	22.96%	44,03,63,000	10,41,23,553	23.64%
28	WEST BENGAL	1,62,57,51,000	37,51,32,817	23.07%	1,80,31,60,000	43,57,86,465	24.17%	2,13,43,65,000	48,81,99,117	22.87%
	<b>TOTAL STATES</b>	<b>26,92,19,57,000</b>	<b>5,82,33,69,745</b>	<b>21.63%</b>	<b>30,69,65,90,000</b>	<b>6,25,30,52,082</b>	<b>20.37%</b>	<b>34,42,99,15,000</b>	<b>6,92,31,82,060</b>	<b>20.11%</b>
29	A & N ISLANDS	4,44,76,098	67,85,287	15.26%	4,42,13,700	67,09,302	15.17%	4,65,12,400	69,80,600	15.01%
30	CHANDIGARH	4,00,86,922	1,05,83,929	26.40%	3,83,93,600	1,01,23,333	26.37%	4,16,26,700	1,09,61,815	26.33%
31	DADRA & NAGAR HAVELI & DAMAN & DIU	1,47,58,206	37,88,885	25.67%	1,01,13,100	25,50,155	25.22%	1,43,97,600	29,85,440	20.74%
32	DELHI	39,63,70,000	10,87,66,660	27.44%	46,21,46,000	11,30,85,381	24.47%	51,79,94,000	14,35,21,950	27.71%
33	JAMMU & KASHMIR- UT	52,96,34,000	11,92,21,405	22.51%	62,48,61,000	16,10,41,462	25.77%	68,80,38,000	16,90,72,216	24.57%
34	LADAKH	-	-	0.00%	2,33,17,200	60,95,330	26.14%	2,33,16,400	61,75,200	26.48%
35	LAKSHADWEEP	1,12,96,914	16,59,357	14.69%	1,14,83,400	18,35,000	15.98%	1,21,17,100	18,80,900	15.52%
36	PUDUCHERRY	6,83,58,000	1,80,46,716	26.40%	7,77,30,000	2,03,00,192	26.12%	8,72,40,000	2,23,14,370	25.58%
	<b>TOTAL U.T.</b>	<b>1,10,49,80,140</b>	<b>26,88,52,239</b>	<b>24.33%</b>	<b>1,29,22,58,000</b>	<b>32,17,40,155</b>	<b>24.90%</b>	<b>1,43,12,42,200</b>	<b>36,38,92,491</b>	<b>25.42%</b>
	<b>TOTAL (STATE &amp; UTs)</b>	<b>28,02,69,37,140</b>	<b>6,09,22,21,984</b>	<b>21.74%</b>	<b>31,98,88,48,000</b>	<b>6,57,47,92,237</b>	<b>20.55%</b>	<b>35,86,11,57,200</b>	<b>7,28,70,74,551</b>	<b>20.32%</b>
	<b>CENTRE TOTAL</b>	<b>26,15,31,96,700</b>	<b>#REF!</b>	<b>#REF!</b>	<b>32,53,95,06,500</b>	<b>#REF!</b>	<b>#REF!</b>	<b>32,46,41,18,500</b>	<b>#REF!</b>	<b>#REF!</b>
	<b>GRAND TOTAL</b>	<b>54,18,01,33,840</b>	<b>#REF!</b>	<b>#REF!</b>	<b>64,52,83,54,500</b>	<b>#REF!</b>	<b>#REF!</b>	<b>68,32,52,75,700</b>	<b>#REF!</b>	<b>#REF!</b>

**STATEMENT NO. 4: BUDGETED EXPENDITURE ON ELEMENTARY EDUCATION (REVENUE ACCOUNT)-  
TOTAL EXPENDITURE**

(RUPEES IN THOUSANDS)

S. No.	STATE/UNION TERRITORY	2019-20 (ACTUAL)	% AGE TO TOTAL EXP. ON EDUCATION	2020-21 (REVISED ESTIMATE)	% AGE TO TOTAL EXP. ON EDUCATION	2021-22 (BUDGET ESTIMATE)	% AGE TO TOTAL EXP. ON EDUCATION
(1)	(2)	(3)	(4)	(5)	(6)	(7)	(8)
1	ANDHRA PRADESH	9,57,27,800	46.70	8,00,24,554	41.21	8,86,99,542	43.33
2	ARUNACHAL PRADESH	67,68,650	56.86	1,03,69,852	66.91	79,53,438	58.21
3	ASSAM	8,30,94,469	53.13	10,47,81,004	51.88	7,36,11,379	45.31
4	BIHAR	5,63,67,833	40.67	7,22,63,696	36.07	8,01,91,211	40.06
5	CHHATTISGARH	6,89,46,541	54.34	7,83,00,760	54.91	8,08,00,226	54.07
6	GOA	39,89,136	22.20	47,61,866	22.05	49,27,411	21.30
7	GUJARAT	14,56,78,657	61.90	15,19,75,354	60.04	15,87,82,383	60.71
8	HARYANA	6,97,91,647	51.82	7,37,63,491	51.40	8,46,18,287	49.74
9	HIMACHAL PRADESH	2,83,29,189	51.17	3,15,17,423	49.96	3,64,96,731	50.84
10	JHARKHAND	5,13,93,867	63.22	5,79,18,104	58.39	6,75,10,166	59.95
11	KARNATAKA	14,53,58,397	54.50	15,00,67,124	55.13	16,07,67,124	56.85
12	KERALA	6,79,93,872	38.06	5,91,55,810	37.44	8,31,58,449	37.80
13	MADHYA PRADESH	17,89,57,078	65.48	20,11,19,725	71.80	22,29,00,717	72.60
14	MAHARAHSTRA	28,87,69,083	48.13	29,12,38,324	47.40	32,82,33,910	46.48
15	MANIPUR	43,15,113	39.66	71,02,993	39.41	75,92,145	38.05
16	MEGHALAYA	96,52,720	59.93	89,49,031	47.67	85,83,617	47.97
17	MIZORAM	59,80,777	46.00	70,21,580	47.06	66,97,843	49.11
18	NAGALAND	56,56,333	44.69	63,28,729	44.12	67,46,035	43.42
19	ODISHA	6,62,40,776	48.55	7,58,48,137	51.86	8,27,83,684	50.42
20	PUNJAB	3,41,82,331	32.21	3,78,84,508	30.82	4,00,61,360	31.19
21	RAJASTHAN	9,91,39,090	32.53	11,05,76,028	33.79	13,68,26,979	35.40
22	SIKKIM	46,50,412	36.09	52,68,308	40.12	52,55,293	39.94
23	TAMIL NADU	13,14,89,358	38.04	13,97,15,277	37.88	14,01,02,404	39.21
24	TELANGANA	4,13,51,630	39.00	4,21,37,900	39.18	4,87,52,548	41.03
25	TRIPURA	10,71,616	6.64	86,22,383	36.96	95,12,495	36.83
26	UTTAR PRADESH	38,16,81,392	76.23	40,17,81,105	76.18	49,92,12,326	75.49
27	UTTARAKHAND	2,63,74,383	40.93	3,01,37,531	40.81	3,21,76,432	40.94
28	WEST BENGAL	9,55,60,183	34.25	10,38,73,059	31.99	12,14,26,869	33.53
	<b>TOTAL STATES</b>	<b>2,19,85,12,333</b>	<b>49.89</b>	<b>2,35,25,03,656</b>	<b>49.41</b>	<b>2,62,43,81,004</b>	<b>50.00</b>
29	A & N ISLANDS	33,69,249	54.45	30,64,500	51.49	32,49,900	52.41
30	CHANDIGARH	22,79,564	33.83	21,37,967	33.37	23,15,174	33.39
31	DADRA & NAGAR HAVELI & DAMAN & DIU	15,57,475	45.69	9,29,485	43.07	9,64,710	36.25
32	DELHI	1,92,04,149	19.27	2,06,51,581	19.94	2,12,95,700	16.31
33	JAMMU & KASHMIR- UT	4,00,40,444	44.76	4,79,21,907	45.98	4,76,53,040	43.81
34	LADAKH	-	0.00	26,07,608	47.47	26,01,200	46.22
35	LAKSHADWEEP	5,74,277	38.80	6,06,000	37.06	6,06,500	36.60
36	PUDUCHERRY	28,38,090	36.53	28,61,910	32.86	33,40,466	34.71
	<b>TOTAL U.T.</b>	<b>6,98,63,248</b>	<b>32.54</b>	<b>8,07,80,958</b>	<b>33.92</b>	<b>8,20,26,690</b>	<b>30.15</b>
	<b>TOTAL (STATE &amp; UTs)</b>	<b>2,26,83,75,581</b>	<b>49.08</b>	<b>2,43,32,84,614</b>	<b>48.67</b>	<b>2,70,64,07,694</b>	<b>49.02</b>
	<b>CENTRE TOTAL</b>	<b>#REF!</b>	<b>#REF!</b>	<b>#REF!</b>	<b>#REF!</b>	<b>#REF!</b>	<b>#REF!</b>
	<b>GRAND TOTAL</b>	<b>#REF!</b>	<b>#REF!</b>	<b>#REF!</b>	<b>#REF!</b>	<b>#REF!</b>	<b>#REF!</b>

**STATEMENT NO. 4.1: BUDGETED EXPENDITURE ON ELEMENTARY EDUCATION (REVENUE ACCOUNT)-  
DIRECTION, INSPECTION & ADMINISTRATION**

(RUPEES IN THOUSANDS)

S. No.	STATE/UNION TERRITORY	2019-20 (ACTUAL)	% AGE TO TOTAL EXP. ON ELEMENTARY EDUCATION	2020-21 (REVISED ESTIMATE)	% AGE TO TOTAL EXP. ON ELEMENTARY EDUCATION	2021-22 (BUDGET ESTIMATE)	% AGE TO TOTAL EXP. ON ELEMENTARY EDUCATION
(1)	(2)	(3)	(4)	(5)	(6)	(7)	(8)
1	ANDHRA PRADESH	10,000	0.01	-	0.00	-	0.00
2	ARUNACHAL PRADESH	59,42,941	87.80	60,81,032	58.64	64,60,883	81.23
3	ASSAM	9,72,768	1.17	12,00,646	1.15	10,89,722	1.48
4	BIHAR	1,76,926	0.31	3,57,326	0.49	4,59,187	0.57
5	CHHATTISGARH	18,54,747	2.69	17,90,832	2.29	18,80,186	2.33
6	GOA	1,05,754	2.65	1,29,650	2.72	1,18,730	2.41
7	GUJARAT	3,75,821	0.26	2,70,200	0.18	4,73,462	0.30
8	HARYANA	7,32,001	1.05	8,38,600	1.14	10,00,100	1.18
9	HIMACHAL PRADESH	8,93,772	3.15	10,43,550	3.31	11,83,144	3.24
10	JHARKHAND	5,91,294	1.15	9,08,899	1.57	7,44,690	1.10
11	KARNATAKA		0.00		0.00		0.00
12	KERALA	9,56,386	1.41	8,86,656	1.50	13,17,004	1.58
13	MADHYA PRADESH	15,21,733	0.85	17,12,512	0.85	19,76,719	0.89
14	MAHARAHSTRA	1,84,865	0.06	2,08,072	0.07	2,32,858	0.07
15	MANIPUR	1,47,173	3.41	1,84,439	2.60	2,12,934	2.80
16	MEGHALAYA	4,84,576	5.02	2,30,240	2.57	2,43,249	2.83
17	MIZORAM	86,415	1.44	94,119	1.34	1,02,432	1.53
18	NAGALAND		0.00		0.00		0.00
19	ODISHA	15,43,229	2.33	17,82,642	2.35	18,74,198	2.26
20	PUNJAB	3,38,127	0.99	2,64,960	0.70	2,78,140	0.69
21	RAJASTHAN	5,02,105	0.51	5,12,110	0.46	5,46,773	0.40
22	SIKKIM		0.00		0.00		0.00
23	TAMIL NADU	69,067	0.05	85,016	0.06	88,727	0.06
24	TELANGANA		0.00		0.00	19,62,220	4.02
25	TRIPURA	2,333	0.22	70,13,500	81.34	77,45,711	81.43
26	UTTAR PRADESH	22,25,384	0.58	18,38,783	0.46	26,41,078	0.53
27	UTTARAKHAND	5,39,494	2.05	5,91,134	1.96	6,19,071	1.92
28	WEST BENGAL	7,49,251	0.78	8,56,576	0.82	9,01,239	0.74
	<b>TOTAL STATES</b>	<b>2,10,06,162</b>	<b>0.96</b>	<b>2,88,81,494</b>	<b>1.23</b>	<b>3,41,52,457</b>	<b>1.30</b>
29	A & N ISLANDS		0.00		0.00		0.00
30	CHANDIGARH	21,96,514	96.36	20,31,082	95.00	22,01,339	95.08
31	DADRA & NAGAR HAVELI & DAMAN & DIU	9,12,676	58.60	9,22,485	99.25	9,57,210	99.22
32	DELHI		0.00		0.00	20,000	0.09
33	JAMMU & KASHMIR- UT	1,99,15,528	49.74	2,48,86,070	51.93	2,45,55,780	51.53
34	LADAKH		0.00		0.00		0.00
35	LAKSHADWEEP		0.00		0.00		0.00
36	PUDUCHERRY		0.00		0.00		0.00
	<b>TOTAL U.T.</b>	<b>2,30,24,718</b>	<b>32.96</b>	<b>2,78,39,637</b>	<b>34.46</b>	<b>2,77,34,329</b>	<b>33.81</b>
	<b>TOTAL (STATE &amp; UTs)</b>	<b>4,40,30,880</b>	<b>1.94</b>	<b>5,67,21,131</b>	<b>2.33</b>	<b>6,18,86,786</b>	<b>2.29</b>

**STATEMENT NO. 4.2: BUDGETED EXPENDITURE ON ELEMENTARY EDUCATION (REVENUE ACCOUNT)- GOVERNMENT  
PRIMARY SCHOOLS**

(RUPEES IN THOUSANDS)

S. No.	STATE/UNION TERRITORY	2019-20 (ACTUAL)	% AGE TO TOTAL EXP. ON ELEMENTARY EDUCATION	2020-21 (REVISED ESTIMATE)	% AGE TO TOTAL EXP. ON ELEMENTARY EDUCATION	2021-22 (BUDGET ESTIMATE)	% AGE TO TOTAL EXP. ON ELEMENTARY EDUCATION
(1)	(2)	(3)	(4)	(5)	(6)	(7)	(8)
1	ANDHRA PRADESH	17,93,119	1.87	17,23,224	2.15	18,38,925	2.07
2	ARUNACHAL PRADESH		0.00		0.00		0.00
3	ASSAM	5,17,85,525	62.32	6,16,33,835	58.82	5,85,81,053	79.58
4	BIHAR	3,84,80,022	68.27	4,02,02,430	55.63	4,46,54,104	55.68
5	CHHATTISGARH	5,78,54,515	83.91	6,27,27,857	80.11	6,67,94,598	82.67
6	GOA	17,01,388	42.65	19,04,611	40.00	17,47,156	35.46
7	GUJARAT	13,85,79,471	95.13	13,88,88,933	91.39	14,55,87,489	91.69
8	HARYANA	6,12,74,974	87.80	6,06,94,600	82.28	7,16,83,600	84.71
9	HIMACHAL PRADESH	2,49,01,462	87.90	2,75,33,445	87.36	3,22,76,777	88.44
10	JHARKHAND	3,38,56,811	65.88	3,80,24,733	65.65	4,43,14,225	65.64
11	KARNATAKA		0.00		0.00		0.00
12	KERALA	2,26,75,143	33.35	1,94,03,915	32.80	2,82,73,085	34.00
13	MADHYA PRADESH	17,23,77,524	96.32	19,63,41,224	97.62	21,86,27,145	98.08
14	MAHARASHTRA		0.00		0.00		0.00
15	MANIPUR	31,70,034	73.46	57,11,896	80.42	66,34,311	87.38
16	MEGHALAYA	38,08,184	39.45	35,76,815	39.97	32,16,013	37.47
17	MIZORAM	53,45,729	89.38	61,28,171	87.28	61,53,917	91.88
18	NAGALAND	55,26,442	97.70	51,28,129	81.03	57,19,016	84.78
19	ODISHA	6,20,37,409	93.65	7,06,86,745	93.20	7,75,23,050	93.65
20	PUNJAB	2,64,79,201	77.46	2,79,98,543	73.90	2,95,50,056	73.76
21	RAJASTHAN	30,28,852	3.06	33,17,273	3.00	60,23,889	4.40
22	SIKKIM	26,46,494	56.91	38,25,597	72.62	38,17,048	72.63
23	TAMIL NADU	9,11,97,055	69.36	9,55,95,175	68.42	9,60,55,375	68.56
24	TELANGANA	47,20,876	11.42	51,15,556	12.14	54,03,304	11.08
25	TRIPURA	9,54,965	89.11	8,60,400	9.98	12,12,889	12.75
26	UTTAR PRADESH	1,57,614	0.04	1,57,399	0.04	2,24,371	0.04
27	UTTARAKHAND	2,30,02,081	87.21	2,62,54,454	87.12	2,79,68,881	86.92
28	WEST BENGAL	45,176	0.05	51,763	0.05	54,549	0.04
	<b>TOTAL STATES</b>	<b>83,74,00,066</b>	<b>38.09</b>	<b>90,34,86,723</b>	<b>38.41</b>	<b>98,39,34,826</b>	<b>37.49</b>
29	A & N ISLANDS	30,19,159	89.61	27,34,400	89.23	29,00,400	89.25
30	CHANDIGARH		0.00		0.00		0.00
31	DADRA & NAGAR HAVELI & DAMAN & DIU		0.00		0.00		0.00
32	DELHI	19,53,334	10.17	23,81,950	11.53	29,84,400	14.01
33	JAMMU & KASHMIR- UT	2,00,47,516	50.07	2,29,01,262	47.79	2,29,49,228	48.16
34	LADAKH	-	0.00	26,07,608	100.00	26,01,200	100.00
35	LAKSHADWEEP	5,74,277	100.00	6,06,000	100.00	6,06,500	100.00
36	PUDUCHERRY	92,169	3.25	90,786	3.17	1,36,561	4.09
	<b>TOTAL U.T.</b>	<b>2,56,86,455</b>	<b>36.77</b>	<b>3,13,22,006</b>	<b>38.77</b>	<b>3,21,78,289</b>	<b>39.23</b>
	<b>TOTAL (STATE &amp; UTs)</b>	<b>86,30,86,521</b>	<b>38.05</b>	<b>93,48,08,729</b>	<b>38.42</b>	<b>1,01,61,13,115</b>	<b>37.54</b>



**STATEMENT NO. 4.3: BUDGETED EXPENDITURE ON ELEMENTARY EDUCATION (REVENUE ACCOUNT)-  
ASSISTANCE TO NON-GOVT. PRIMARY SCHOOLS**

(RUPEES IN THOUSANDS)

S. No.	STATE/UNION TERRITORY	2019-20 (ACTUAL)	% AGE TO TOTAL EXP. ON ELEMENTARY EDUCATION	2020-21 (REVISED ESTIMATE)	% AGE TO TOTAL EXP. ON ELEMENTARY EDUCATION	2021-22 (BUDGET ESTIMATE)	% AGE TO TOTAL EXP. ON ELEMENTARY EDUCATION
(1)	(2)	(3)	(4)	(5)	(6)	(7)	(8)
1	ANDHRA PRADESH	36,92,619	3.86	34,31,977	4.29	34,38,120	3.88
2	ARUNACHAL PRADESH		0.00		0.00		0.00
3	ASSAM	10,27,342	1.24	13,93,955	1.33	13,04,515	1.77
4	BIHAR	2,18,324	0.39	12,98,548	1.80	12,91,102	1.61
5	CHHATTISGARH	12,67,995	1.84	12,76,026	1.63	14,72,000	1.82
6	GOA		0.00		0.00		0.00
7	GUJARAT		0.00		0.00		0.00
8	HARYANA	1,88,121	0.27	2,00,000	0.27	2,45,000	0.29
9	HIMACHAL PRADESH	1,413	0.00	10,002	0.03	6,102	0.02
10	JHARKHAND	21,92,493	4.27	21,20,309	3.66	22,44,856	3.33
11	KARNATAKA	49,99,772	3.44	55,00,000	3.67	70,00,000	4.35
12	KERALA	4,19,41,481	61.68	3,55,20,404	60.05	4,92,37,748	59.21
13	MADHYA PRADESH	49,92,428	2.79	29,88,400	1.49	21,82,001	0.98
14	MAHARAHSTRA	4,55,399	0.16	9,03,344	0.31	9,27,308	0.28
15	MANIPUR	3,43,962	7.97	4,98,082	7.01	5,47,890	7.22
16	MEGHALAYA	53,59,245	55.52	51,36,226	57.39	51,17,220	59.62
17	MIZORAM	3,74,100	6.26	4,30,692	6.13	4,41,494	6.59
18	NAGALAND	-	0.00	3,500	0.06	3,500	0.05
19	ODISHA	16,01,911	2.42	17,23,840	2.27	17,74,835	2.14
20	PUNJAB	71,531	0.21	65,000	0.17	68,250	0.17
21	RAJASTHAN	-	0.00	8,860	0.01	803	0.00
22	SIKKIM		0.00		0.00		0.00
23	TAMIL NADU	3,07,62,215	23.40	3,19,33,632	22.86	3,17,94,688	22.69
24	TELANGANA	7,00,593	1.69	9,30,384	2.21	9,58,296	1.97
25	TRIPURA	91,348	8.52	91,720	1.06	1,06,000	1.11
26	UTTAR PRADESH	33,46,95,823	87.69	31,99,76,211	79.64	40,00,00,666	80.13
27	UTTARAKHAND	28,30,113	10.73	31,45,640	10.44	29,73,393	9.24
28	WEST BENGAL	7,18,97,153	75.24	8,44,62,836	81.31	8,82,12,996	72.65
	<b>TOTAL STATES</b>	<b>50,97,05,381</b>	<b>23.18</b>	<b>50,30,49,588</b>	<b>21.38</b>	<b>60,13,48,783</b>	<b>22.91</b>
29	A & N ISLANDS		0.00		0.00		0.00
30	CHANDIGARH	43,632	1.91	54,000	2.53	60,000	2.59
31	DADRA & NAGAR HAVELI & DAMAN & DIU		0.00		0.00		0.00
32	DELHI		0.00		0.00		0.00
33	JAMMU & KASHMIR- UT		0.00		0.00		0.00
34	LADAKH				0.00		0.00
35	LAKSHADWEEP		0.00		0.00		0.00
36	PUDUCHERRY		0.00		0.00		0.00
	<b>TOTAL U.T.</b>	<b>43,632</b>	<b>0.06</b>	<b>54,000</b>	<b>0.07</b>	<b>60,000</b>	<b>0.07</b>
	<b>TOTAL (STATE &amp; UTs)</b>	<b>50,97,49,013</b>	<b>22.47</b>	<b>50,31,03,588</b>	<b>20.68</b>	<b>60,14,08,783</b>	<b>22.22</b>

**STATEMENT NO. 4.4: BUDGETED EXPENDITURE ON ELEMENTARY EDUCATION (REVENUE ACCOUNT)-  
ASSISTANCE TO LOCAL BODIES FOR PRIMARY EDUCATION**

(RUPEES IN THOUSANDS)

S. No.	STATE/UNION TERRITORY	2019-20 (ACTUAL)	% AGE TO TOTAL EXP. ON ELEMENTARY EDUCATION	2020-21 (REVISED ESTIMATE)	% AGE TO TOTAL EXP. ON ELEMENTARY EDUCATION	2021-22 (BUDGET ESTIMATE)	% AGE TO TOTAL EXP. ON ELEMENTARY EDUCATION
(1)	(2)	(3)	(4)	(5)	(6)	(7)	(8)
1	ANDHRA PRADESH	7,21,38,190	75.36	7,28,89,172	91.08	7,90,27,844	89.10
2	ARUNACHAL PRADESH		0.00		0.00		0.00
3	ASSAM	7,78,649	0.94	9,01,082	0.86	8,92,071	1.21
4	BIHAR	1,30,74,422	23.19	2,32,68,421	32.20	2,61,32,246	32.59
5	CHHATTISGARH	46,41,275	6.73	17,99,600	2.30	2,00,000	0.25
6	GOA		0.00		0.00		0.00
7	GUJARAT		0.00		0.00		0.00
8	HARYANA		0.00		0.00		0.00
9	HIMACHAL PRADESH		0.00		0.00		0.00
10	JHARKHAND		0.00		0.00		0.00
11	KARNATAKA	13,10,68,883	90.17	13,88,35,359	92.52	14,70,73,624	91.48
12	KERALA	9,365	0.01	8,900	0.02	12,500	0.02
13	MADHYA PRADESH		0.00		0.00		0.00
14	MAHARAHSTRA	27,88,02,860	96.55	28,08,65,818	96.44	31,44,81,992	95.81
15	MANIPUR		0.00		0.00		0.00
16	MEGHALAYA	-	0.00	2,110	0.02	2,110	0.02
17	MIZORAM		0.00		0.00		0.00
18	NAGALAND		0.00		0.00		0.00
19	ODISHA		0.00		0.00		0.00
20	PUNJAB		0.00		0.00		0.00
21	RAJASTHAN	3,79,16,869	38.25	3,84,34,628	34.76	4,82,73,560	35.28
22	SIKKIM	7,70,696	16.57	-	0.00	-	0.00
23	TAMIL NADU	51,180	0.04	65,373	0.05	65,373	0.05
24	TELANGANA	3,59,01,731	86.82	3,60,75,102	85.61	3,97,53,776	81.54
25	TRIPURA		0.00		0.00		0.00
26	UTTAR PRADESH		0.00		0.00		0.00
27	UTTARAKHAND	-	0.00	-	0.00	-	0.00
28	WEST BENGAL		0.00		0.00		0.00
	<b>TOTAL STATES</b>	<b>57,51,54,120</b>	<b>26.16</b>	<b>59,31,45,565</b>	<b>25.21</b>	<b>65,59,15,096</b>	<b>24.99</b>
29	A & N ISLANDS		0.00		0.00		0.00
30	CHANDIGARH		0.00		0.00		0.00
31	DADRA & NAGAR HAVELI & DAMAN & DIU	6,42,900	41.28	7,000	0.75	7,500	0.78
32	DELHI	1,44,43,800	75.21	1,46,00,000	70.70	1,46,00,000	68.56
33	JAMMU & KASHMIR- UT		0.00		0.00		0.00
34	LADAKH		0.00		0.00		0.00
35	LAKSHADWEEP		0.00		0.00		0.00
36	PUDUCHERRY		0.00		0.00		0.00
	<b>TOTAL U.T.</b>	<b>1,50,86,700</b>	<b>21.59</b>	<b>1,46,07,000</b>	<b>18.08</b>	<b>1,46,07,500</b>	<b>17.81</b>
	<b>TOTAL (STATE &amp; UTs)</b>	<b>59,02,40,820</b>	<b>26.02</b>	<b>60,77,52,565</b>	<b>24.98</b>	<b>67,05,22,596</b>	<b>24.78</b>

**STATEMENT NO. 4.5: BUDGETED EXPENDITURE ON ELEMENTARY EDUCATION (REVENUE ACCOUNT)-  
TEACHER'S TRAINING**

(RUPEES IN THOUSANDS)

S. No.	STATE/UNION TERRITORY	2019-20 (ACTUAL)	% AGE TO TOTAL EXP. ON ELEMENTARY EDUCATION	2020-21 (REVISED ESTIMATE)	% AGE TO TOTAL EXP. ON ELEMENTARY EDUCATION	2021-22 (BUDGET ESTIMATE)	% AGE TO TOTAL EXP. ON ELEMENTARY EDUCATION
(1)	(2)	(3)	(4)	(5)	(6)	(7)	(8)
1	ANDHRA PRADESH		0.00		0.00		0.00
2	ARUNACHAL PRADESH	-	0.00	50,462	0.49	-	0.00
3	ASSAM	14,107	0.02	33,926	0.03	42,858	0.06
4	BIHAR		0.00		0.00	2,500	0.00
5	CHHATTISGARH	47,973	0.07	63,940	0.08	1,27,290	0.16
6	GOA	8,971	0.22	15,330	0.32	11,600	0.24
7	GUJARAT	2,83,598	0.19	2,72,024	0.18	2,46,872	0.16
8	HARYANA		0.00		0.00		0.00
9	HIMACHAL PRADESH	1,60,033	0.56	1,90,800	0.61	2,46,383	0.68
10	JHARKHAND	1,61,204	0.31	2,34,786	0.41	2,00,566	0.30
11	KARNATAKA	3,10,991	0.21	3,53,545	0.24	3,25,700	0.20
12	KERALA	1,13,944	0.17	64,904	0.11	1,20,000	0.14
13	MADHYA PRADESH	10,449	0.01	10,683	0.01	11,946	0.01
14	MAHARAHSTRA	46,59,188	1.61	43,64,141	1.50	67,93,867	2.07
15	MANIPUR		0.00	234	0.00	234	0.00
16	MEGHALAYA	705	0.01	1,800	0.02	1,650	0.02
17	MIZORAM		0.00		0.00		0.00
18	NAGALAND		0.00		0.00		0.00
19	ODISHA		0.00		0.00		0.00
20	PUNJAB		0.00		0.00		0.00
21	RAJASTHAN	-	0.00	-	0.00	-	0.00
22	SIKKIM	79,389	1.71	97,794	1.86	1,06,768	2.03
23	TAMIL NADU		0.00		0.00		0.00
24	TELANGANA		0.00		0.00		0.00
25	TRIPURA	1,522	0.14	-	0.00	-	0.00
26	UTTAR PRADESH		0.00		0.00		0.00
27	UTTARAKHAND	-	0.00	-	0.00	-	0.00
28	WEST BENGAL	2,37,675	0.25	2,80,822	0.27	4,66,795	0.38
	<b>TOTAL STATES</b>	<b>60,89,749</b>	<b>0.28</b>	<b>60,35,191</b>	<b>0.26</b>	<b>87,05,029</b>	<b>0.33</b>
29	A & N ISLANDS	73,647	2.19	77,800	2.54	78,700	2.42
30	CHANDIGARH	1,697	0.07	2,400	0.11	2,400	0.10
31	DADRA & NAGAR HAVELI & DAMAN & DIU		0.00		0.00		0.00
32	DELHI	1,19,587	0.62	1,72,500	0.84	1,91,000	0.90
33	JAMMU & KASHMIR- UT		0.00		0.00		0.00
34	LADAKH				0.00		0.00
35	LAKSHADWEEP		0.00		0.00		0.00
36	PUDUCHERRY		0.00		0.00		0.00
	<b>TOTAL U.T.</b>	<b>1,94,931</b>	<b>0.28</b>	<b>2,52,700</b>	<b>0.31</b>	<b>2,72,100</b>	<b>0.33</b>
	<b>TOTAL (STATE &amp; UTs)</b>	<b>62,84,680</b>	<b>0.28</b>	<b>62,87,891</b>	<b>0.26</b>	<b>89,77,129</b>	<b>0.33</b>

**STATEMENT NO. 4.6: BUDGETED EXPENDITURE ON ELEMENTARY EDUCATION (REVENUE ACCOUNT)-  
SCHOLARSHIPS**

(RUPEES IN THOUSANDS)

S. No.	STATE/UNION TERRITORY	2019-20 (ACTUAL)	% AGE TO TOTAL EXP. ON ELEMENTARY EDUCATION	2020-21 (REVISED ESTIMATE)	% AGE TO TOTAL EXP. ON ELEMENTARY EDUCATION	2021-22 (BUDGET ESTIMATE)	% AGE TO TOTAL EXP. ON ELEMENTARY EDUCATION
(1)	(2)	(3)	(4)	(5)	(6)	(7)	(8)
1	ANDHRA PRADESH		0.00		0.00		0.00
2	ARUNACHAL PRADESH		0.00		0.00		0.00
3	ASSAM	2,50,000	0.30	2,37,500	0.23	2,560	0.00
4	BIHAR	20,77,592	3.69	27,14,500	3.76	29,14,501	3.63
5	CHHATTISGARH	10,67,259	1.55	17,78,949	2.27	20,12,730	2.49
6	GOA		0.00		0.00		0.00
7	GUJARAT		0.00		0.00		0.00
8	HARYANA	5,21,197	0.75	5,09,000	0.69	5,90,000	0.70
9	HIMACHAL PRADESH		0.00		0.00	20,000	0.05
10	JHARKHAND		0.00		0.00		0.00
11	KARNATAKA	53,80,799	3.70	26,70,670	1.78	34,90,000	2.17
12	KERALA		0.00		0.00		0.00
13	MADHYA PRADESH		0.00		0.00		0.00
14	MAHARAHSTRA		0.00		0.00		0.00
15	MANIPUR		0.00		0.00		0.00
16	MEGHALAYA	-	0.00	1,800	0.02	3,350	0.04
17	MIZORAM		0.00		0.00		0.00
18	NAGALAND	1,447	0.03	-	0.00	-	0.00
19	ODISHA	39,354	0.06	42,910	0.06	42,910	0.05
20	PUNJAB	5,494	0.02	5,500	0.01	7,000	0.02
21	RAJASTHAN	2,00,564	0.20	2,65,030	0.24	2,65,100	0.19
22	SIKKIM		0.00		0.00		0.00
23	TAMIL NADU		0.00		0.00		0.00
24	TELANGANA		0.00		0.00		0.00
25	TRIPURA	11,781	1.10	18,917	0.22	17,000	0.18
26	UTTAR PRADESH		0.00		0.00		0.00
27	UTTARAKHAND	-	0.00	-	0.00	-	0.00
28	WEST BENGAL	4,858	0.01	4,907	0.00	5,005	0.00
	<b>TOTAL STATES</b>	<b>95,60,345</b>	<b>0.43</b>	<b>82,49,683</b>	<b>0.35</b>	<b>93,70,156</b>	<b>0.36</b>
29	A & N ISLANDS		0.00		0.00		0.00
30	CHANDIGARH		0.00		0.00		0.00
31	DADRA & NAGAR HAVELI & DAMAN & DIU		0.00		0.00		0.00
32	DELHI		0.00		0.00		0.00
33	JAMMU & KASHMIR- UT		0.00		0.00		0.00
34	LADAKH				0.00		0.00
35	LAKSHADWEEP		0.00		0.00		0.00
36	PUDUCHERRY	361	0.01	333	0.01	214	0.01
	<b>TOTAL U.T.</b>	<b>361</b>	<b>0.00</b>	<b>333</b>	<b>0.00</b>	<b>214</b>	<b>0.00</b>
	<b>TOTAL (STATE &amp; UTs)</b>	<b>95,60,706</b>	<b>0.42</b>	<b>82,50,016</b>	<b>0.34</b>	<b>93,70,370</b>	<b>0.35</b>

**STATEMENT NO. 4.7: BUDGETED EXPENDITURE ON ELEMENTARY EDUCATION (REVENUE ACCOUNT)-  
TEXT BOOKS**

(RUPEES IN THOUSANDS)

S. No.	STATE/UNION TERRITORY	2019-20 (ACTUAL)	% AGE TO TOTAL EXP. ON ELEMENTARY EDUCATION	2020-21 (REVISED ESTIMATE)	% AGE TO TOTAL EXP. ON ELEMENTARY EDUCATION	2021-22 (BUDGET ESTIMATE)	% AGE TO TOTAL EXP. ON ELEMENTARY EDUCATION
(1)	(2)	(3)	(4)	(5)	(6)	(7)	(8)
1	ANDHRA PRADESH		0.00		0.00		0.00
2	ARUNACHAL PRADESH		0.00		0.00		0.00
3	ASSAM	1,71,600	0.21	1,86,770	0.18	1,24,800	0.17
4	BIHAR		0.00		0.00		0.00
5	CHHATTISGARH	12,78,318	1.85	6,85,500	0.88	6,50,500	0.81
6	GOA		0.00		0.00		0.00
7	GUJARAT		0.00		0.00		0.00
8	HARYANA	1,16,871	0.17	1,19,025	0.16	1,27,128	0.15
9	HIMACHAL PRADESH		0.00		0.00		0.00
10	JHARKHAND		0.00		0.00		0.00
11	KARNATAKA		0.00		0.00		0.00
12	KERALA		0.00		0.00		0.00
13	MADHYA PRADESH	54,944	0.03	62,900	0.03	62,900	0.03
14	MAHARAHSTRA		0.00		0.00		0.00
15	MANIPUR		0.00	144	0.00	144	0.00
16	MEGHALAYA		0.00		0.00		0.00
17	MIZORAM		0.00		0.00		0.00
18	NAGALAND	20,000	0.35	20,000	0.32	20,000	0.30
19	ODISHA	2,39,812	0.36	3,11,366	0.41	3,15,013	0.38
20	PUNJAB		0.00		0.00		0.00
21	RAJASTHAN	-	0.00	-	0.00	-	0.00
22	SIKKIM	72,500	1.56	75,000	1.42	75,000	1.43
23	TAMIL NADU	6,30,584	0.48	8,02,000	0.57	4,40,000	0.31
24	TELANGANA		0.00		0.00		0.00
25	TRIPURA		0.00		0.00		0.00
26	UTTAR PRADESH		0.00		0.00		0.00
27	UTTARAKHAND	-	0.00	-	0.00	-	0.00
28	WEST BENGAL	13,77,021	1.44	13,64,231	1.31	20,26,230	1.67
	<b>TOTAL STATES</b>	<b>39,61,650</b>	<b>0.18</b>	<b>36,26,936</b>	<b>0.15</b>	<b>38,41,715</b>	<b>0.15</b>
29	A & N ISLANDS		0.00		0.00		0.00
30	CHANDIGARH		0.00		0.00		0.00
31	DADRA & NAGAR HAVELI & DAMAN & DIU		0.00		0.00		0.00
32	DELHI		0.00		0.00		0.00
33	JAMMU & KASHMIR- UT		0.00		0.00		0.00
34	LADAKH				0.00		0.00
35	LAKSHADWEEP		0.00		0.00		0.00
36	PUDUCHERRY	1,19,192	4.20	85,641	2.99	1,15,580	3.46
	<b>TOTAL U.T.</b>	<b>1,19,192</b>	<b>0.17</b>	<b>85,641</b>	<b>0.11</b>	<b>1,15,580</b>	<b>0.14</b>
	<b>TOTAL (STATE &amp; UTs)</b>	<b>40,80,842</b>	<b>0.18</b>	<b>37,12,577</b>	<b>0.15</b>	<b>39,57,295</b>	<b>0.15</b>

**STATEMENT NO. 4.8: BUDGETED EXPENDITURE ON ELEMENTARY EDUCATION (REVENUE ACCOUNT)-  
NON-FORMAL EDUCATION**

(RUPEES IN THOUSANDS)

S. No.	STATE/UNION TERRITORY	2019-20 (ACTUAL)	% AGE TO TOTAL EXP. ON ELEMENTARY EDUCATION	2020-21 (REVISED ESTIMATE)	% AGE TO TOTAL EXP. ON ELEMENTARY EDUCATION	2021-22 (BUDGET ESTIMATE)	% AGE TO TOTAL EXP. ON ELEMENTARY EDUCATION
(1)	(2)	(3)	(4)	0	(6)	(7)	(8)
1	ANDHRA PRADESH	-	-	-	-	-	-
2	ARUNACHAL PRADESH	-	-	-	-	-	-
3	ASSAM	-	-	-	-	-	-
4	BIHAR	-	-	-	-	-	-
5	CHHATTISGARH	2,855	0	8,200	0	8,200	0
6	GOA	-	-	-	-	-	-
7	GUJARAT	-	-	-	-	-	-
8	HARYANA	-	-	-	-	-	-
9	HIMACHAL PRADESH	-	-	-	-	-	-
10	JHARKHAND	-	-	-	-	-	-
11	KARNATAKA	-	-	-	-	-	-
12	KERALA	-	-	-	-	-	-
13	MADHYA PRADESH	-	-	-	-	-	-
14	MAHARAHSTRA	-	-	-	-	-	-
15	MANIPUR	-	-	-	-	-	-
16	MEGHALAYA	-	-	-	-	-	-
17	MIZORAM	-	-	-	-	-	-
18	NAGALAND	14,836	0	4,200	0	4,200	0
19	ODISHA	-	-	-	-	-	-
20	PUNJAB	-	-	-	-	-	-
21	RAJASTHAN	6,364	0	7,566	0	8,356	0
22	SIKKIM	-	-	-	-	-	-
23	TAMIL NADU	-	-	-	-	-	-
24	TELANGANA	-	-	-	-	-	-
25	TRIPURA	-	-	-	-	-	-
26	UTTAR PRADESH	38,793	0	44,218	0	59,693	0
27	UTTARAKHAND	-	-	-	-	-	-
28	WEST BENGAL	-	-	105	0	105	0
	<b>TOTAL STATES</b>	<b>62,848</b>	<b>0</b>	<b>64,289</b>	<b>0</b>	<b>80,554</b>	<b>0</b>
29	A & N ISLANDS	-	-	-	-	-	-
30	CHANDIGARH	-	-	-	-	-	-
31	DADRA & NAGAR HAVELI & DAMAN & DIU	-	-	-	-	-	-
32	DELHI	-	-	-	-	-	-
33	JAMMU & KASHMIR- UT	-	-	-	-	-	-
34	LADAKH	-	-	-	-	-	-
35	LAKSHADWEEP	-	-	-	-	-	-
36	PUDUCHERRY	-	-	-	-	-	-
	<b>TOTAL U.T.</b>	<b>-</b>	<b>-</b>	<b>-</b>	<b>-</b>	<b>-</b>	<b>-</b>
	<b>TOTAL (STATE &amp; UTs)</b>	<b>62,848</b>	<b>0</b>	<b>64,289</b>	<b>0</b>	<b>80,554</b>	<b>0</b>

**STATEMENT NO. 4.9: BUDGETED EXPENDITURE ON ELEMENTARY EDUCATION (REVENUE ACCOUNT)  
MID DAY MEAL (STATE SHARE)**

(RUPEES IN THOUSANDS)

S. No.	STATE/UNION TERRITORY	201920 (ACTUAL)	% AGE TO TOTAL EXP. ON ELEMENTARY EDUCATION	202021 (REVISED ESTIMATE)	% AGE TO TOTAL EXP. ON ELEMENTARY EDUCATION	202122 (BUDGET ESTIMATE)	% AGE TO TOTAL EXP. ON ELEMENTARY EDUCATION
(1)	(2)	(3)	(4)	(5)	(6)	(7)	(8)
1	ANDHRA PRADESH	24,47,976	2.56	18,44,198	2.30	36,20,069	4.08
2	ARUNACHAL PRADESH		0.00	23,899	0.23	-	0.00
3	ASSAM		0.00	-	0.00	-	0.00
4	BIHAR	22,14,819	3.93	43,00,471	5.95	46,15,571	5.76
5	CHHATTISGARH	9,31,604	1.35	35,49,856	4.53	32,54,722	4.03
6	GOA		0.00	-	0.00	-	0.00
7	GUJARAT		0.00	-	0.00	-	0.00
8	HARYANA	17,57,037	2.52	26,01,220	3.53	20,76,031	2.45
9	HIMACHAL PRADESH		0.00	-	0.00	-	0.00
10	JHARKHAND	49,12,473	9.56	46,46,700	8.02	50,90,376	7.54
11	KARNATAKA		0.00	-	0.00	-	0.00
12	KERALA	20,58,089	3.03	10,05,281	1.70	33,25,512	4.00
13	MADHYA PRADESH	-	0.00	-	0.00	-	0.00
14	MAHARAHSTRA	-	0.00	-	0.00	-	0.00
15	MANIPUR	11,798	0.27	42,156	0.59	35,000	0.46
16	MEGHALAYA	-	0.00	-	0.00	-	0.00
17	MIZORAM	43,180	0.72	37,827	0.54	-	0.00
18	NAGALAND	-	0.00	30,493	0.48	-	0.00
19	ODISHA	3,67,040	0.55	4,39,694	0.58	3,30,601	0.40
20	PUNJAB	10,37,892	3.04	13,30,000	3.51	13,30,000	3.32
21	RAJASTHAN	51,10,440	5.15	25,66,000	2.32	35,10,001	2.57
22	SIKKIM	-	0.00	-	0.00	-	0.00
23	TAMIL NADU	-	0.00	-	0.00	-	0.00
24	TELANGANA	-	0.00	-	0.00	-	0.00
25	TRIPURA	-	0.00	-	0.00	-	0.00
26	UTTAR PRADESH	66,83,635	1.75	77,67,725	1.93	99,47,602	1.99
27	UTTARAKHAND	-	0.00	1,45,137	0.48	6,13,860	1.91
28	WEST BENGAL	49,69,828	5.20	73,91,787	7.12	93,34,948	7.69
	<b>TOTAL STATES</b>	<b>3,25,45,811</b>	<b>1.48</b>	<b>3,77,22,444</b>	<b>1.60</b>	<b>4,70,84,293</b>	<b>1.79</b>
29	A & N ISLANDS	-	0.00	-	0.00	-	0.00
30	CHANDIGARH	-	0.00	-	0.00	-	0.00
31	DADRA & NAGAR HAVELI & DAMAN & DIU	-	0.00	-	0.00	-	0.00
32	DELHI	5,39,724	2.81	8,43,252	4.08	5,24,120	2.46
33	JAMMU & KASHMIR UT	77,400	0.19	1,34,575	0.28	1,48,032	0.31
34	LADAKH	-		-	0.00	-	0.00
35	LAKSHADWEEP	-	0.00	-	0.00	-	0.00
36	PUDUCHERRY	-	0.00	-	0.00	-	0.00
	<b>TOTAL U.T.</b>	<b>6,17,124</b>	<b>0.88</b>	<b>9,77,827</b>	<b>1.21</b>	<b>6,72,152</b>	<b>0.82</b>
	<b>TOTAL (STATE &amp; UTs)</b>	<b>3,31,62,935</b>	<b>1.46</b>	<b>3,87,00,271</b>	<b>1.59</b>	<b>4,77,56,445</b>	<b>1.76</b>

**STATEMENT NO. 4.10: BUDGETED EXPENDITURE ON ELEMENTARY EDUCATION (REVENUE ACCOUNT)-  
SSA (REVENUE ACCOUNT)**

(RUPEES IN THOUSANDS)

S. No.	STATE/UNION TERRITORY	2019-20 (ACTUAL)	% AGE TO TOTAL EXP. ON ELEMENTARY EDUCATION	2020-21 (REVISED ESTIMATE)	% AGE TO TOTAL EXP. ON ELEMENTARY EDUCATION	2021-22 (BUDGET ESTIMATE)	% AGE TO TOTAL EXP. ON ELEMENTARY EDUCATION
(1)	(2)	(3)	(4)	(5)	(6)	(7)	(8)
1	ANDHRA PRADESH	-	0.00	-	0.00	-	0.00
2	ARUNACHAL PRADESH	-	0.00	35,08,959	33.84	-	0.00
3	ASSAM	-	0.00	-	0.00	15,23,578	2.07
4	BIHAR	-	0.00	-	0.00	-	0.00
5	CHHATTISGARH	-	0.00	46,20,000	5.90	44,00,000	5.45
6	GOA	-	0.00	-	0.00	-	0.00
7	GUJARAT	4,03,409	0.28	44,983	0.03	44,983	0.03
8	HARYANA	14,56,980	2.09	35,71,900	4.84	20,00,000	2.36
9	HIMACHAL PRADESH	2,65,432	0.94	2,89,000	0.92	2,89,100	0.79
10	JHARKHAND	96,79,592	18.83	1,19,82,677	20.69	1,49,15,453	22.09
11	KARNATAKA	31,88,026	2.19	22,47,250	1.50	24,67,500	1.53
12	KERALA	1,99,464	0.29	22,25,750	3.76	8,32,600	1.00
13	MADHYA PRADESH	-	0.00	-	0.00	-	0.00
14	MAHARAHSTRA	-	0.00	-	0.00	-	0.00
15	MANIPUR	6,42,026	14.88	6,56,300	9.24	1,50,000	1.98
16	MEGHALAYA	-	0.00	-	0.00	-	0.00
17	MIZORAM	1,31,353	2.20	3,30,771	4.71	-	0.00
18	NAGALAND	93,608	1.65	11,42,407	18.05	9,99,319	14.81
19	ODISHA	-	0.00	-	0.00	-	0.00
20	PUNJAB	-	0.00	-	0.00	-	0.00
21	RAJASTHAN	4,55,36,579	45.93	-	0.00	-	0.00
22	SIKKIM	-	0.00	-	0.00	-	0.00
23	TAMIL NADU	-	0.00	-	0.00	-	0.00
24	TELANGANA	-	0.00	-	0.00	-	0.00
25	TRIPURA	-	0.00	-	0.00	-	0.00
26	UTTAR PRADESH	1,85,60,545	4.86	4,53,34,100	11.28	5,38,00,000	10.78
27	UTTARAKHAND	-	0.00	-	0.00	-	0.00
28	WEST BENGAL	67,27,819	7.04	44,70,000	4.30	58,99,100	4.86
	<b>TOTAL STATES</b>	<b>8,68,84,833</b>	<b>3.95</b>	<b>8,04,24,097</b>	<b>3.42</b>	<b>8,73,21,633</b>	<b>3.33</b>
29	A & N ISLANDS	-	0.00	-	0.00	-	0.00
30	CHANDIGARH	-	0.00	-	0.00	-	0.00
31	DADRA & NAGAR HAVELI & DAMAN & DIU	-	0.00	-	0.00	-	0.00
32	DELHI	-	0.00	-	0.00	-	0.00
33	JAMMU & KASHMIR- UT	-	0.00	-	0.00	-	0.00
34	LADAKH	-	0.00	-	0.00	-	0.00
35	LAKSHADWEEP	-	0.00	-	0.00	-	0.00
36	PUDUCHERRY	-	0.00	-	0.00	-	0.00
	<b>TOTAL U.T.</b>	<b>-</b>	<b>0.00</b>	<b>-</b>	<b>0.00</b>	<b>-</b>	<b>0.00</b>
	<b>TOTAL (STATE &amp; UTs)</b>	<b>8,68,84,833</b>	<b>3.83</b>	<b>8,04,24,097</b>	<b>3.31</b>	<b>8,73,21,633</b>	<b>3.23</b>



**STATEMENT NO. 4.11: BUDGETED EXPENDITURE ON ELEMENTARY EDUCATION (REVENUE ACCOUNT)-  
FINANCE COMMISSION RECOMMENDATION**

(RUPEES IN THOUSANDS)

S. No.	STATE/UNION TERRITORY	2019-20 (ACTUAL)	% AGE TO TOTAL EXP. ON ELEMENTARY EDUCATION	2020-21 (REVISED ESTIMATE)	% AGE TO TOTAL EXP. ON ELEMENTARY EDUCATION	2021-22 (BUDGET ESTIMATE)	% AGE TO TOTAL EXP. ON ELEMENTARY EDUCATION
(1)	(2)	(3)	(4)	(5)	(6)	(7)	(8)
1	ANDHRA PRADESH	0	0.00	0	0.00	0	0.00
2	ARUNACHAL PRADESH	0	0.00	0	0.00	0	0.00
3	ASSAM	0	0.00	0	0.00	0	0.00
4	BIHAR	0	0.00	0	0.00	0	0.00
5	CHHATTISGARH	0	0.00	0	0.00	0	0.00
6	GOA	0	0.00	0	0.00	0	0.00
7	GUJARAT	0	0.00	0	0.00	0	0.00
8	HARYANA	0	0.00	0	0.00	0	0.00
9	HIMACHAL PRADESH	0	0.00	0	0.00	0	0.00
10	JHARKHAND	0	0.00	0	0.00	0	0.00
11	KARNATAKA	0	0.00	0	0.00	0	0.00
12	KERALA	0	0.00	0	0.00	0	0.00
13	MADHYA PRADESH	0	0.00	0	0.00	0	0.00
14	MAHARAHSTRA	0	0.00	0	0.00	0	0.00
15	MANIPUR	0	0.00	0	0.00	0	0.00
16	MEGHALAYA	0	0.00	0	0.00	0	0.00
17	MIZORAM	0	0.00	0	0.00	0	0.00
18	NAGALAND	0	0.00	0	0.00	0	0.00
19	ODISHA	0	0.00	0	0.00	0	0.00
20	PUNJAB	0	0.00	0	0.00	0	0.00
21	RAJASTHAN	0	0.00	0	0.00	0	0.00
22	SIKKIM	0	0.00	0	0.00	0	0.00
23	TAMIL NADU	0	0.00	0	0.00	0	0.00
24	TELANGANA	0	0.00	0	0.00	0	0.00
25	TRIPURA	0	0.00	0	0.00	0	0.00
26	UTTAR PRADESH	0	0.00	0	0.00	0	0.00
27	UTTARAKHAND	0	0.00	0	0.00	0	0.00
28	WEST BENGAL	0	0.00	0	0.00	0	0.00
	<b>TOTAL STATES</b>	0	0.00	0	0.00	0	0.00
29	A & N ISLANDS	0	0.00	0	0.00	0	0.00
30	CHANDIGARH	0	0.00	0	0.00	0	0.00
31	DADRA & NAGAR HAVELI & DAMAN & DIU	0	0.00	0	0.00	0	0.00
32	DELHI	0	0.00	0	0.00	0	0.00
33	JAMMU & KASHMIR- UT	0	0.00	0	0.00	0	0.00
34	LADAKH	0	0.00	0	0.00	0	0.00
35	LAKSHADWEEP	0	0.00	0	0.00	0	0.00
36	PUDUCHERRY	0	0.00	0	0.00	0	0.00
	<b>TOTAL U.T.</b>	0	0.00	0	0.00	0	0.00
	<b>TOTAL (STATE &amp; UTs)</b>	0	0.00	0	0.00	0	0.00

**STATEMENT NO. 4.12: BUDGETED EXPENDITURE ON ELEMENTARY EDUCATION (REVENUE ACCOUNT)-  
OTHER EXPENDITURE**

(RUPEES IN THOUSANDS)

S. No.	STATE/UNION TERRITORY	2019-20 (ACTUAL)	% AGE TO TOTAL EXP. ON ELEMENTARY EDUCATION	2020-21 (REVISED ESTIMATE)	% AGE TO TOTAL EXP. ON ELEMENTARY EDUCATION	2021-22 (BUDGET ESTIMATE)	% AGE TO TOTAL EXP. ON ELEMENTARY EDUCATION
(1)	(2)	(3)	(4)	(5)	(6)	(7)	(8)
1	ANDHRA PRADESH	1,56,45,896	16.34	1,35,983	0.17	7,74,584	0.87
2	ARUNACHAL PRADESH	8,25,709	12.20	7,05,500	6.80	14,92,555	18.77
3	ASSAM	2,80,94,478	33.81	3,91,93,290	37.40	1,00,50,222	13.65
4	BIHAR	1,25,728	0.22	1,22,000	0.17	1,22,000	0.15
5	CHHATTISGARH		0.00		0.00		0.00
6	GOA	21,73,023	54.47	27,12,275	56.96	30,49,925	61.90
7	GUJARAT	60,36,358	4.14	1,24,99,214	8.22	1,24,29,577	7.83
8	HARYANA	37,44,466	5.37	52,29,146	7.09	68,96,428	8.15
9	HIMACHAL PRADESH	21,07,077	7.44	24,50,626	7.78	24,75,225	6.78
10	JHARKHAND		0.00		0.00		0.00
11	KARNATAKA	4,09,926	0.28	4,60,300	0.31	4,10,300	0.26
12	KERALA	40,000	0.06	40,000	0.07	40,000	0.05
13	MADHYA PRADESH		0.00	4,006	0.00	40,006	0.02
14	MAHARAHSTRA	46,66,771	1.62	48,96,949	1.68	57,97,885	1.77
15	MANIPUR	120	0.00	9,742	0.14	11,632	0.15
16	MEGHALAYA	10	0.00	40	0.00	25	0.00
17	MIZORAM		0.00		0.00		0.00
18	NAGALAND		0.00		0.00		0.00
19	ODISHA	4,12,021	0.62	8,60,940	1.14	9,23,077	1.12
20	PUNJAB	62,50,086	18.28	82,20,505	21.70	88,27,914	22.04
21	RAJASTHAN	68,37,317	6.90	6,54,64,561	59.20	7,81,98,497	57.15
22	SIKKIM	10,81,333	23.25	12,69,917	24.10	12,56,477	23.91
23	TAMIL NADU	87,79,257	6.68	1,12,34,081	8.04	1,16,58,241	8.32
24	TELANGANA	28,430	0.07	16,858	0.04	6,74,952	1.38
25	TRIPURA	9,667	0.90	6,37,846	7.40	4,30,895	4.53
26	UTTAR PRADESH	1,93,19,598	5.06	2,66,62,669	6.64	3,25,38,916	6.52
27	UTTARAKHAND	2,695	0.01	1,166	0.00	1,227	0.00
28	WEST BENGAL	95,51,402	10.00	49,90,032	4.80	1,45,25,902	11.96
	<b>TOTAL STATES</b>	<b>11,61,41,368</b>	<b>5.28</b>	<b>18,78,17,646</b>	<b>7.98</b>	<b>19,26,26,462</b>	<b>7.34</b>
29	A & N ISLANDS	2,76,443	8.20	2,52,300	8.23	2,70,800	8.33
30	CHANDIGARH	37,721	1.65	50,485	2.36	51,435	2.22
31	DADRA & NAGAR HAVELI & DAMAN & DIU	1,899	0.12		0.00		0.00
32	DELHI	21,47,704	11.18	26,53,879	12.85	29,76,180	13.98
33	JAMMU & KASHMIR- UT		0.00		0.00		0.00
34	LADAKH		0.00		0.00		0.00
35	LAKSHADWEEP		0.00		0.00		0.00
36	PUDUCHERRY	26,26,368	92.54	26,85,150	93.82	30,88,111	92.45
	<b>TOTAL U.T.</b>	<b>50,90,135</b>	<b>7.29</b>	<b>56,41,814</b>	<b>6.98</b>	<b>63,86,526</b>	<b>7.79</b>
	<b>TOTAL (STATE &amp; UTs)</b>	<b>12,12,31,503</b>	<b>5.34</b>	<b>19,34,59,460</b>	<b>7.95</b>	<b>19,90,12,988</b>	<b>7.35</b>

**STATEMENT NO. 5: BUDGETED EXPENDITURE ON SECONDARY EDUCATION (REVENUE ACCOUNT)-  
TOTAL EXPENDITURE**

(RUPEES IN THOUSANDS)

S. No.	STATE/UNION TERRITORY	2019-20 (ACTUAL)	% AGE TO TOTAL EXP. ON EDUCATION	2020-21 (REVISED ESTIMATE)	% AGE TO TOTAL EXP. ON EDUCATION	2021-22 (BUDGET ESTIMATE)	% AGE TO TOTAL EXP. ON EDUCATION
(1)	(2)	(3)	(4)	(5)	(6)	(7)	(8)
1	ANDHRA PRADESH	8,13,63,351	39.69	8,59,41,622	44.26	8,96,15,310	43.77
2	ARUNACHAL PRADESH	27,80,713	23.36	32,13,370	20.74	42,11,525	30.82
3	ASSAM	4,67,81,998	29.91	5,93,47,858	29.39	5,56,00,840	34.22
4	BIHAR	2,77,53,888	20.03	5,35,80,274	26.75	5,65,17,459	28.23
5	CHHATTISGARH	4,69,60,965	37.01	5,24,84,745	36.81	5,60,02,032	37.47
6	GOA	92,01,979	51.21	1,10,94,241	51.36	1,21,07,846	52.34
7	GUJARAT	5,70,29,139	24.23	6,53,41,860	25.81	6,93,07,998	26.50
8	HARYANA	3,79,23,924	28.16	4,22,83,169	29.46	5,33,56,140	31.37
9	HIMACHAL PRADESH	2,21,78,306	40.06	2,51,58,413	39.88	2,85,34,142	39.75
10	JHARKHAND	1,28,73,212	15.83	2,12,56,123	21.43	2,70,29,108	24.00
11	KARNATAKA	7,35,44,326	27.57	7,80,70,855	28.68	7,88,62,244	27.89
12	KERALA	7,45,92,713	41.76	6,46,58,098	40.93	9,25,80,265	42.08
13	MADHYA PRADESH	6,88,92,748	25.21	4,83,18,474	17.25	5,08,14,939	16.55
14	MAHARAHSTRA	22,56,59,052	37.61	22,58,93,361	36.77	25,63,81,064	36.30
15	MANIPUR	31,05,413	28.54	58,02,171	32.20	62,99,488	31.57
16	MEGHALAYA	39,83,978	24.74	55,52,756	29.58	50,02,942	27.96
17	MIZORAM	36,30,361	27.92	43,48,005	29.14	37,27,810	27.34
18	NAGALAND	57,11,792	45.13	59,12,588	41.22	64,61,549	41.59
19	ODISHA	4,76,95,882	34.96	4,73,62,578	32.38	5,64,84,464	34.40
20	PUNJAB	6,24,63,368	58.87	7,31,73,819	59.53	7,58,31,011	59.03
21	RAJASTHAN	18,59,25,062	61.01	19,70,36,137	60.21	22,75,76,615	58.88
22	SIKKIM	67,00,405	52.01	59,13,030	45.03	64,49,982	49.03
23	TAMIL NADU	14,25,05,280	41.23	14,57,10,893	39.50	14,87,14,678	41.62
24	TELANGANA	4,77,18,641	45.00	4,78,62,477	44.50	5,16,43,251	43.46
25	TRIPURA	1,31,38,907	81.37	1,27,41,348	54.61	1,41,08,858	54.62
26	UTTAR PRADESH	8,74,58,844	17.47	9,15,18,838	17.35	11,91,95,990	18.03
27	UTTARAKHAND	3,12,89,352	48.55	3,61,49,222	48.95	3,82,68,270	48.70
28	WEST BENGAL	14,28,77,759	51.20	17,34,02,036	53.41	18,64,19,357	51.48
	<b>TOTAL STATES</b>	<b>1,57,17,41,358</b>	<b>35.67</b>	<b>1,68,91,28,361</b>	<b>35.48</b>	<b>1,87,71,05,177</b>	<b>35.76</b>
29	A & N ISLANDS	20,18,387	32.62	20,76,700	34.89	20,87,100	33.66
30	CHANDIGARH	18,41,535	27.33	17,20,942	26.86	18,60,979	26.84
31	DADRA & NAGAR HAVELI & DAMAN & DIU	13,44,063	39.43	8,81,238	40.84	10,87,350	40.86
32	DELHI	7,27,62,132	73.02	7,37,40,455	71.19	9,67,14,650	74.06
33	JAMMU & KASHMIR- UT	3,74,76,364	41.89	4,18,68,931	40.17	4,57,12,879	42.03
34	LADAKH	-		25,19,171	45.86	25,35,200	45.05
35	LAKSHADWEEP	5,93,251	40.08	6,08,500	37.21	6,09,000	36.75
36	PUDUCHERRY	26,32,793	33.89	30,94,044	35.52	30,95,405	32.17
	<b>TOTAL U.T.</b>	<b>11,86,68,525</b>	<b>55.28</b>	<b>12,65,09,981</b>	<b>53.12</b>	<b>15,37,02,563</b>	<b>56.50</b>
	<b>TOTAL (STATE &amp; UTs)</b>	<b>1,69,04,09,883</b>	<b>36.58</b>	<b>1,81,56,38,342</b>	<b>36.32</b>	<b>2,03,08,07,740</b>	<b>36.78</b>
	<b>CENTRE TOTAL</b>	<b>#REF!</b>	<b>#REF!</b>	<b>#REF!</b>	<b>#REF!</b>	<b>#REF!</b>	<b>#REF!</b>
	<b>GRAND TOTAL</b>	<b>#REF!</b>	<b>#REF!</b>	<b>#REF!</b>	<b>#REF!</b>	<b>#REF!</b>	<b>#REF!</b>

**STATEMENT NO. 5.1: BUDGETED EXPENDITURE ON SECONDARY EDUCATION (REVENUE ACCOUNT) -  
DIRECTION, INSPECTION & ADMINISTRATION**

(RUPEES IN THOUSANDS)

S. No.	STATE/UNION TERRITORY	2019-20 (ACTUAL)	% AGE TO TOTAL EXP. ON SECONDARY EDUCATION	2020-21 (REVISED ESTIMATE)	% AGE TO TOTAL EXP. ON SECONDARY EDUCATION	2021-22 (BUDGET ESTIMATE)	% AGE TO TOTAL EXP. ON SECONDARY EDUCATION
(1)	(2)	(3)	(4)	(5)	(6)	(7)	(8)
1	ANDHRA PRADESH		0.00		0.00		0.00
2	ARUNACHAL PRADESH		0.00		0.00		0.00
3	ASSAM	4,13,912	0.88	18,42,085	3.10	27,86,706	5.01
4	BIHAR	17,95,485	6.47	30,69,082	5.73	32,68,835	5.78
5	CHHATTISGARH		0.00		0.00		0.00
6	GOA		0.00	502	0.00	102	0.00
7	GUJARAT	8,22,440	1.44	15,16,700	2.32	16,54,412	2.39
8	HARYANA	14,56,850	3.84	15,63,800	3.70	26,17,400	4.91
9	HIMACHAL PRADESH	3,46,202	1.56	3,83,635	1.52	4,35,566	1.53
10	JHARKHAND	2,59,954	2.02	3,07,729	1.45	3,16,773	1.17
11	KARNATAKA	12,15,914	1.65	9,79,314	1.25	9,97,367	1.26
12	KERALA	23,24,508	3.12	20,89,231	3.23	29,92,511	3.23
13	MADHYA PRADESH	3,09,407	0.45	3,49,883	0.72	15,94,573	3.14
14	MAHARAHSTRA	5,44,521	0.24	5,63,108	0.25	6,71,098	0.26
15	MANIPUR	1,893	0.06	10,437	0.18	9,137	0.15
16	MEGHALAYA	1,12,227	2.82	2,58,498	4.66	2,43,008	4.86
17	MIZORAM	48,581	1.34	55,148	1.27	54,480	1.46
18	NAGALAND	21,31,246	37.31	35,71,377	60.40	39,43,823	61.04
19	ODISHA	3,99,997	0.84	4,71,733	1.00	4,80,263	0.85
20	PUNJAB	5,93,450	0.95	6,15,055	0.84	6,15,212	0.81
21	RAJASTHAN	12,48,902	0.67	14,78,399	0.75	17,25,765	0.76
22	SIKKIM	3,73,509	5.57	6,59,691	11.16	5,01,252	7.77
23	TAMIL NADU	2,59,057	0.18	2,52,455	0.17	2,60,598	0.18
24	TELANGANA	619	0.00	4,388	0.01	1,395	0.00
25	TRIPURA	1,21,553	0.93	28,236	0.22	33,936	0.24
26	UTTAR PRADESH	16,77,352	1.92	16,04,755	1.75	20,91,111	1.75
27	UTTARAKHAND	7,59,900	2.43	8,49,581	2.35	9,06,709	2.37
28	WEST BENGAL	17,61,554	1.23	12,00,457	0.69	12,31,691	0.66
	<b>TOTAL STATES</b>	<b>1,89,79,033</b>	<b>1.21</b>	<b>2,37,25,279</b>	<b>1.40</b>	<b>2,94,33,723</b>	<b>1.57</b>
29	A & N ISLANDS		0.00		0.00		0.00
30	CHANDIGARH	92,898	5.04	1,43,703	8.35	1,49,700	8.04
31	DADRA & NAGAR HAVELI & DAMAN & DIU	6,23,092	46.36	6,21,676	70.55	7,12,850	65.56
32	DELHI	2,56,288	0.35	2,64,930	0.36	6,16,200	0.64
33	JAMMU & KASHMIR- UT	3,73,56,279	99.68	4,08,44,685	97.55	4,47,31,196	97.85
34	LADAKH		0.00		0.00		0.00
35	LAKSHADWEEP		0.00		0.00		0.00
36	PUDUCHERRY	94,061	3.57	99,537	3.22	1,58,230	5.11
	<b>TOTAL U.T.</b>	<b>3,84,22,618</b>	<b>32.38</b>	<b>4,19,74,531</b>	<b>33.18</b>	<b>4,63,68,176</b>	<b>30.17</b>
	<b>TOTAL (STATE &amp; UTs)</b>	<b>5,74,01,651</b>	<b>3.40</b>	<b>6,56,99,810</b>	<b>3.62</b>	<b>7,58,01,899</b>	<b>3.73</b>

**STATEMENT NO. 5.2: BUDGETED EXPENDITURE ON SECONDARY EDUCATION (REVENUE ACCOUNT) -  
GOVERNMENT SECONDARY SCHOOLS**

(RUPEES IN THOUSANDS)

S. No.	STATE/UNION TERRITORY	2019-20 (ACTUAL)	% AGE TO TOTAL EXP. ON SECONDARY EDUCATION	2020-21 (REVISED ESTIMATE)	% AGE TO TOTAL EXP. ON SECONDARY EDUCATION	2021-22 (BUDGET ESTIMATE)	% AGE TO TOTAL EXP. ON SECONDARY EDUCATION
(1)	(2)	(3)	(4)	(5)	(6)	(7)	(8)
1	ANDHRA PRADESH	1,19,74,763	14.72	1,31,22,466	15.27	1,30,38,547	14.55
2	ARUNACHAL PRADESH	27,79,713	99.96	30,46,731	94.81	33,24,175	78.93
3	ASSAM	9,35,895	2.00	10,98,541	1.85	10,82,086	1.95
4	BIHAR	94,62,029	34.09	2,08,08,079	38.84	1,42,87,101	25.28
5	CHHATTISGARH	4,16,84,949	88.77	4,82,00,779	91.84	5,29,82,919	94.61
6	GOA	8,95,315	9.73	11,22,927	10.12	10,58,932	8.75
7	GUJARAT	28,97,437	5.08	33,67,687	5.15	44,00,135	6.35
8	HARYANA	3,32,89,256	87.78	3,57,54,379	84.56	4,43,31,019	83.09
9	HIMACHAL PRADESH	2,02,08,924	91.12	2,31,10,015	91.86	2,59,80,171	91.05
10	JHARKHAND	1,10,20,167	85.61	1,91,57,747	90.13	2,47,60,649	91.61
11	KARNATAKA	98,71,367	13.42	1,07,45,751	13.76	1,18,39,700	15.01
12	KERALA	2,78,93,528	37.39	2,43,33,613	37.63	3,55,05,161	38.35
13	MADHYA PRADESH	3,41,57,474	49.58	3,33,72,706	69.07	4,58,11,139	90.15
14	MAHARAHSTRA	94,115	0.04	91,227	0.04	1,46,673	0.06
15	MANIPUR	26,69,876	85.97	52,39,030	90.29	57,52,375	91.31
16	MEGHALAYA	8,28,148	20.79	13,83,254	24.91	14,35,402	28.69
17	MIZORAM	21,79,428	60.03	24,58,635	56.55	24,48,438	65.68
18	NAGALAND	34,76,653	60.87	22,33,655	37.78	23,97,690	37.11
19	ODISHA	2,17,62,823	45.63	2,30,77,973	48.73	3,01,23,928	53.33
20	PUNJAB	5,49,50,405	87.97	6,30,40,238	86.15	6,51,27,334	85.88
21	RAJASTHAN	16,81,24,395	90.43	17,01,88,204	86.37	19,50,59,159	85.71
22	SIKKIM	8,099	0.12	-	0.00	10,000	0.16
23	TAMIL NADU	10,00,68,057	70.22	10,27,88,987	70.54	10,51,39,787	70.70
24	TELANGANA	79,18,875	16.59	85,94,031	17.96	85,87,990	16.63
25	TRIPURA	1,10,85,931	84.37	1,06,44,044	83.54	1,20,52,522	85.43
26	UTTAR PRADESH	94,99,098	10.86	1,57,14,595	17.17	2,45,86,600	20.63
27	UTTARAKHAND	2,59,69,730	83.00	3,04,31,389	84.18	3,20,28,958	83.70
28	WEST BENGAL	16,34,969	1.14	20,37,955	1.18	25,35,808	1.36
	<b>TOTAL STATES</b>	<b>61,73,41,420</b>	<b>39.28</b>	<b>67,51,64,638</b>	<b>39.97</b>	<b>76,58,34,398</b>	<b>40.80</b>
29	A & N ISLANDS	17,07,761	84.61	17,47,800	84.16	17,39,300	83.34
30	CHANDIGARH	15,94,202	86.57	14,25,428	82.83	15,33,975	82.43
31	DADRA & NAGAR HAVELI & DAMAN & DIU	5,94,664	44.24	99,000	11.23	13,600	1.25
32	DELHI	5,87,02,778	80.68	6,13,11,075	83.14	7,84,70,050	81.14
33	JAMMU & KASHMIR- UT	-	0.00	8,70,700	2.08	8,25,393	1.81
34	LADAKH	-	0.00	24,13,971	95.82	24,00,700	94.69
35	LAKSHADWEEP	5,90,226	99.49	6,06,000	99.59	6,06,500	99.59
36	PUDUCHERRY	22,26,119	84.55	24,48,798	79.15	24,63,995	79.60
	<b>TOTAL U.T.</b>	<b>6,54,15,750</b>	<b>55.12</b>	<b>7,09,22,772</b>	<b>56.06</b>	<b>8,80,53,513</b>	<b>57.29</b>
	<b>TOTAL (STATE &amp; UTs)</b>	<b>68,27,57,170</b>	<b>40.39</b>	<b>74,60,87,410</b>	<b>41.09</b>	<b>85,38,87,911</b>	<b>42.05</b>

**STATEMENT NO. 5.3: BUDGETED EXPENDITURE ON SECONDARY EDUCATION (REVENUE ACCOUNT) - ASSISTANCE TO NON-GOVT. SECONDARY SCHOOLS**

(RUPEES IN THOUSANDS)

S. No.	STATE/UNION TERRITORY	2019-20 (ACTUAL)	% AGE TO TOTAL EXP. ON SECONDARY EDUCATION	2020-21 (REVISED ESTIMATE)	% AGE TO TOTAL EXP. ON SECONDARY EDUCATION	2021-22 (BUDGET ESTIMATE)	% AGE TO TOTAL EXP. ON SECONDARY EDUCATION
(1)	(2)	(3)	(4)	(5)	(6)	(7)	(8)
1	ANDHRA PRADESH	48,20,198	5.92	42,34,465	4.93	45,09,967	5.03
2	ARUNACHAL PRADESH		0.00		0.00		0.00
3	ASSAM	4,24,20,387	90.68	4,97,01,482	83.75	4,87,48,104	87.68
4	BIHAR	18,99,160	6.84	93,58,116	17.47	45,55,001	8.06
5	CHHATTISGARH	21,91,032	4.67	19,77,050	3.77	20,98,300	3.75
6	GOA	75,16,328	81.68	80,55,500	72.61	97,55,000	80.57
7	GUJARAT	4,89,91,553	85.91	5,49,86,783	84.15	5,83,33,643	84.17
8	HARYANA	5,96,225	1.57	8,51,500	2.01	9,52,800	1.79
9	HIMACHAL PRADESH		0.00	7,258	0.03	1	0.00
10	JHARKHAND	15,93,091	12.38	17,90,647	8.42	19,51,686	7.22
11	KARNATAKA	61,53,102	8.37	70,39,482	9.02	63,88,000	8.10
12	KERALA	4,31,17,553	57.80	3,73,52,973	57.77	5,26,02,877	56.82
13	MADHYA PRADESH		0.00		0.00		0.00
14	MAHARAHSTRA	21,54,30,208	95.47	21,39,51,149	94.71	24,15,87,670	94.23
15	MANIPUR	1,21,914	3.93	1,83,193	3.16	2,07,942	3.30
16	MEGHALAYA	28,69,610	72.03	34,21,445	61.62	32,78,192	65.53
17	MIZORAM	11,59,793	31.95	13,46,596	30.97	11,14,827	29.91
18	NAGALAND	-	0.00	3,500	0.06	3,500	0.05
19	ODISHA	2,00,27,767	41.99	1,61,30,863	34.06	2,11,32,567	37.41
20	PUNJAB	24,85,855	3.98	26,14,812	3.57	30,19,900	3.98
21	RAJASTHAN	2,78,200	0.15	4,08,178	0.21	4,87,500	0.21
22	SIKKIM		0.00		0.00		0.00
23	TAMIL NADU	3,39,50,595	23.82	3,49,24,222	23.97	3,58,90,614	24.13
24	TELANGANA	22,83,160	4.78	31,75,230	6.63	32,72,183	6.34
25	TRIPURA	8,48,601	6.46	8,34,780	6.55	9,71,350	6.88
26	UTTAR PRADESH	7,34,56,011	83.99	7,13,90,571	78.01	8,89,41,103	74.62
27	UTTARAKHAND	43,15,798	13.79	46,09,500	12.75	46,10,000	12.05
28	WEST BENGAL	13,76,09,393	96.31	16,11,45,008	92.93	17,19,04,550	92.21
	<b>TOTAL STATES</b>	<b>65,41,35,534</b>	<b>41.62</b>	<b>68,94,94,303</b>	<b>40.82</b>	<b>76,63,17,277</b>	<b>40.82</b>
29	A & N ISLANDS	96,973	4.80	1,06,000	5.10	1,15,000	5.51
30	CHANDIGARH	97,500	5.29	88,800	5.16	98,000	5.27
31	DADRA & NAGAR HAVELI & DAMAN & DIU	1,26,273	9.39	1,29,362	14.68	1,57,500	14.48
32	DELHI	75,42,801	10.37	83,04,000	11.26	1,03,30,000	10.68
33	JAMMU & KASHMIR- UT		0.00		0.00		0.00
34	LADAKH				0.00		0.00
35	LAKSHADWEEP		0.00		0.00		0.00
36	PUDUCHERRY	3,10,220	11.78	4,66,194	15.07	4,66,194	15.06
	<b>TOTAL U.T.</b>	<b>81,73,767</b>	<b>6.89</b>	<b>90,94,356</b>	<b>7.19</b>	<b>1,11,66,694</b>	<b>7.27</b>
	<b>TOTAL (STATE &amp; UTs)</b>	<b>66,23,09,301</b>	<b>39.18</b>	<b>69,85,88,659</b>	<b>38.48</b>	<b>77,74,83,971</b>	<b>38.28</b>

**STATEMENT NO. 5.4: BUDGETED EXPENDITURE ON SECONDARY EDUCATION (REVENUE ACCOUNT) - ASSISTANCE TO LOCAL BODIES FOR SECONDARY SCHOOLS**

(RUPEES IN THOUSANDS)

S. No.	STATE/UNION TERRITORY	2019-20 (ACTUAL)	% AGE TO TOTAL EXP. ON SECONDARY EDUCATION	2020-21 (REVISED ESTIMATE)	% AGE TO TOTAL EXP. ON SECONDARY EDUCATION	2021-22 (BUDGET ESTIMATE)	% AGE TO TOTAL EXP. ON SECONDARY EDUCATION
(1)	(2)	(3)	(4)	(5)	(6)	(7)	(8)
1	ANDHRA PRADESH	5,78,14,473	71.06	6,39,82,426	74.45	6,43,06,819	71.76
2	ARUNACHAL PRADESH	-	0.00	-	0.00	-	0.00
3	ASSAM	-	0.00	-	0.00	-	0.00
4	BIHAR	86,84,735	31.29	1,25,22,396	23.37	2,22,83,922	39.43
5	CHHATTISGARH	22,50,117	4.79	15,91,200	3.03	1,60,000	0.29
6	GOA	-	0.00	-	0.00	-	0.00
7	GUJARAT	-	0.00	-	0.00	-	0.00
8	HARYANA	-	0.00	-	0.00	-	0.00
9	HIMACHAL PRADESH	-	0.00	-	0.00	-	0.00
10	JHARKHAND	-	0.00	-	0.00	-	0.00
11	KARNATAKA	5,50,11,223	74.80	5,82,05,308	74.55	5,85,91,677	74.30
12	KERALA	7,198	0.01	6,000	0.01	14,000	0.02
13	MADHYA PRADESH	3,34,98,581	48.62	1,43,65,900	29.73	31,61,301	6.22
14	MAHARAHSTRA	75,34,203	3.34	81,25,207	3.60	1,12,40,635	4.38
15	MANIPUR	-	0.00	270	0.00	270	0.00
16	MEGHALAYA	-	0.00	-	0.00	-	0.00
17	MIZORAM	-	0.00	-	0.00	-	0.00
18	NAGALAND	-	0.00	-	0.00	-	0.00
19	ODISHA	-	0.00	-	0.00	-	0.00
20	PUNJAB	-	0.00	-	0.00	-	0.00
21	RAJASTHAN	-	0.00	-	0.00	-	0.00
22	SIKKIM	6,92,716	10.34	-	0.00	-	0.00
23	TAMIL NADU	-	0.00	-	0.00	-	0.00
24	TELANGANA	3,34,73,026	70.15	3,25,03,469	67.91	3,57,92,953	69.31
25	TRIPURA	-	0.00	-	0.00	-	0.00
26	UTTAR PRADESH	-	0.00	-	0.00	-	0.00
27	UTTARAKHAND	-	0.00	-	0.00	-	0.00
28	WEST BENGAL	-	0.00	-	0.00	-	0.00
	<b>TOTAL STATES</b>	<b>19,89,66,272</b>	<b>12.66</b>	<b>19,13,02,176</b>	<b>11.33</b>	<b>19,55,51,577</b>	<b>10.42</b>
29	A & N ISLANDS	57,351	2.84	50,400	2.43	60,000	2.87
30	CHANDIGARH	-	0.00	-	0.00	-	0.00
31	DADRA & NAGAR HAVELI & DAMAN & DIU	-	0.00	-	0.00	-	0.00
32	DELHI	-	0.00	-	0.00	-	0.00
33	JAMMU & KASHMIR- UT	-	0.00	-	0.00	-	0.00
34	LADAKH	-	-	-	0.00	-	0.00
35	LAKSHADWEEP	-	0.00	-	0.00	-	0.00
36	PUDUCHERRY	-	0.00	-	0.00	-	0.00
	<b>TOTAL U.T.</b>	<b>57,351</b>	<b>0.05</b>	<b>50,400</b>	<b>0.04</b>	<b>60,000</b>	<b>0.04</b>
	<b>TOTAL (STATE &amp; UTs)</b>	<b>19,90,23,623</b>	<b>11.77</b>	<b>19,13,52,576</b>	<b>10.54</b>	<b>19,56,11,577</b>	<b>9.63</b>

**STATEMENT NO. 5.5: BUDGETED EXPENDITURE ON SECONDARY EDUCATION (REVENUE ACCOUNT) - SCHOLARSHIPS**

(RUPEES IN THOUSANDS)

S. No.	STATE/UNION TERRITORY	2019-20 (ACTUAL)	% AGE TO TOTAL EXP. ON SECONDARY EDUCATION	2020-21 (REVISED ESTIMATE)	% AGE TO TOTAL EXP. ON SECONDARY EDUCATION	2021-22 (BUDGET ESTIMATE)	% AGE TO TOTAL EXP. ON SECONDARY EDUCATION
(1)	(2)	(3)	(4)	(5)	(6)	(7)	(8)
1	ANDHRA PRADESH	53,627	0.07	53,886	0.06	1,05,400	0.12
2	ARUNACHAL PRADESH	-	0.00	6,139	0.19	10,000	0.24
3	ASSAM	469	0.00	3,441	0.01	3,223	0.01
4	BIHAR	49,49,650	17.83	57,72,500	10.77	1,03,22,500	18.26
5	CHHATTISGARH		0.00		0.00		0.00
6	GOA	4,702	0.05	12,000	0.11	9,500	0.08
7	GUJARAT	16,71,761	2.93	18,21,845	2.79	19,86,840	2.87
8	HARYANA	3,18,174	0.84	24,64,100	5.83	13,93,700	2.61
9	HIMACHAL PRADESH		0.00		0.00		0.00
10	JHARKHAND		0.00		0.00		0.00
11	KARNATAKA	65,209	0.09	94,400	0.12	95,000	0.12
12	KERALA	77,382	0.10	12,719	0.02	91,964	0.10
13	MADHYA PRADESH		0.00		0.00		0.00
14	MAHARAHSTRA	91,724	0.04	34,249	0.02	87,000	0.03
15	MANIPUR	228	0.01	9,769	0.17	18,024	0.29
16	MEGHALAYA	375	0.01	1,760	0.03	1,790	0.04
17	MIZORAM		0.00		0.00		0.00
18	NAGALAND	2,000	0.04	2,000	0.03	2,000	0.03
19	ODISHA	77,968	0.16	1,03,840	0.22	1,03,840	0.18
20	PUNJAB	52,065	0.08	84,560	0.12	72,420	0.10
21	RAJASTHAN	6,97,259	0.38	14,49,566	0.74	13,52,418	0.59
22	SIKKIM	-	0.00	20,105	0.34	3,947	0.06
23	TAMIL NADU	26,485	0.02	28,020	0.02	25,821	0.02
24	TELANGANA	21,745	0.05	9,500	0.02	9,500	0.02
25	TRIPURA	18,715	0.14	27,389	0.21	33,589	0.24
26	UTTAR PRADESH	54,519	0.06	6,907	0.01	7,149	0.01
27	UTTARAKHAND	2,220	0.01	2,828	0.01	7,849	0.02
28	WEST BENGAL	17,312	0.01	41,529	0.02	56,030	0.03
	<b>TOTAL STATES</b>	<b>82,03,589</b>	<b>0.52</b>	<b>1,20,63,052</b>	<b>0.71</b>	<b>1,57,99,504</b>	<b>0.84</b>
29	A & N ISLANDS	11,407	0.57	8,000	0.39	8,000	0.38
30	CHANDIGARH	133	0.01	150	0.01	150	0.01
31	DADRA & NAGAR HAVELI & DAMAN & DIU		0.00		0.00		0.00
32	DELHI	73,788	0.10	-	0.00	80,000	0.08
33	JAMMU & KASHMIR- UT	1,20,085	0.32	1,47,546	0.35	1,50,290	0.33
34	LADAKH				0.00		0.00
35	LAKSHADWEEP		0.00		0.00		0.00
36	PUDUCHERRY	94	0.00	497	0.02	93	0.00
	<b>TOTAL U.T.</b>	<b>2,05,507</b>	<b>0.17</b>	<b>1,56,193</b>	<b>0.12</b>	<b>2,38,533</b>	<b>0.16</b>
	<b>TOTAL (STATE &amp; UTs)</b>	<b>84,09,096</b>	<b>0.50</b>	<b>1,22,19,245</b>	<b>0.67</b>	<b>1,60,38,037</b>	<b>0.79</b>



**STATEMENT NO. 5.6: BUDGETED EXPENDITURE ON SECONDARY EDUCATION (REVENUE ACCOUNT) - TEACHER'S TRAINING**

(RUPEES IN THOUSANDS)

S. No.	STATE/UNION TERRITORY	2019-20 (ACTUAL)	% AGE TO TOTAL EXP. ON SECONDARY EDUCATION	2020-21 (REVISED ESTIMATE)	% AGE TO TOTAL EXP. ON SECONDARY EDUCATION	2021-22 (BUDGET ESTIMATE)	% AGE TO TOTAL EXP. ON SECONDARY EDUCATION
(1)	(2)	(3)	(4)	(5)	(6)	(7)	(8)
1	ANDHRA PRADESH	1,79,947	0.22	3,53,128	0.41	3,31,573	0.37
2	ARUNACHAL PRADESH		0.00		0.00		0.00
3	ASSAM		0.00		0.00		0.00
4	BIHAR	-	0.00	1,00,000	0.19	10,000	0.02
5	CHHATTISGARH	1,39,007	0.30	2,50,976	0.48	2,56,860	0.46
6	GOA		0.00		0.00		0.00
7	GUJARAT	10,579	0.02	11,325	0.02	7,411	0.01
8	HARYANA	2,69,966	0.71	3,19,120	0.75	4,44,400	0.83
9	HIMACHAL PRADESH		0.00		0.00		0.00
10	JHARKHAND		0.00		0.00		0.00
11	KARNATAKA		0.00		0.00		0.00
12	KERALA	38,467	0.05	15,000	0.02	74,500	0.08
13	MADHYA PRADESH	1,80,786	0.26	2,26,985	0.47	2,44,924	0.48
14	MAHARAHSTRA	8,58,546	0.38	13,16,002	0.58	18,62,934	0.73
15	MANIPUR	6,103	0.20	11,060	0.19	11,060	0.18
16	MEGHALAYA	23,581	0.59	37,461	0.67	44,550	0.89
17	MIZORAM	17,728	0.49	59,435	1.37	16,599	0.45
18	NAGALAND		0.00		0.00		0.00
19	ODISHA	3,62,158	0.76	4,51,133	0.95	2,60,858	0.46
20	PUNJAB	5,741	0.01	1,000	0.00	1,800	0.00
21	RAJASTHAN	-	0.00	-	0.00	-	0.00
22	SIKKIM		0.00		0.00		0.00
23	TAMIL NADU	11,52,419	0.81	10,65,576	0.73	8,91,890	0.60
24	TELANGANA	83,925	0.18	88,700	0.19	90,280	0.17
25	TRIPURA	672	0.01	2,01,544	1.58	28,180	0.20
26	UTTAR PRADESH	-	0.00	7,820	0.01	16,600	0.01
27	UTTARAKHAND	26,960	0.09	33,603	0.09	37,651	0.10
28	WEST BENGAL	16,310	0.01	18,852	0.01	19,820	0.01
	<b>TOTAL STATES</b>	<b>33,72,895</b>	<b>0.21</b>	<b>45,68,720</b>	<b>0.27</b>	<b>46,51,890</b>	<b>0.25</b>
29	A & N ISLANDS		0.00		0.00		0.00
30	CHANDIGARH	56,802	3.08	62,861	3.65	79,154	4.25
31	DADRA & NAGAR HAVELI & DAMAN & DIU	34	0.00	100	0.01		0.00
32	DELHI	4,10,454	0.56	2,60,800	0.35	6,22,500	0.64
33	JAMMU & KASHMIR- UT		0.00		0.00		0.00
34	LADAKH	-	0.00	1,05,200	4.18	1,34,500	5.31
35	LAKSHADWEEP		0.00		0.00		0.00
36	PUDUCHERRY		0.00		0.00		0.00
	<b>TOTAL U.T.</b>	<b>4,67,290</b>	<b>0.39</b>	<b>4,28,961</b>	<b>0.34</b>	<b>8,36,154</b>	<b>0.54</b>
	<b>TOTAL (STATE &amp; UTs)</b>	<b>38,40,185</b>	<b>0.23</b>	<b>49,97,681</b>	<b>0.28</b>	<b>54,88,044</b>	<b>0.27</b>

**STATEMENT NO. 5.7: BUDGETED EXPENDITURE ON SECONDARY EDUCATION (REVENUE ACCOUNT) -  
TEXT BOOKS**

(RUPEES IN THOUSANDS)

S. No.	STATE/UNION TERRITORY	2019-20 (ACTUAL)	% AGE TO TOTAL EXP. ON SECONDARY EDUCATION	2020-21 (REVISED ESTIMATE)	% AGE TO TOTAL EXP. ON SECONDARY EDUCATION	2021-22 (BUDGET ESTIMATE)	% AGE TO TOTAL EXP. ON SECONDARY EDUCATION
(1)	(2)	(3)	(4)	(5)	(6)	(7)	(8)
1	ANDHRA PRADESH	4,03,775	0.50	71,064	0.08	69,399	0.08
2	ARUNACHAL PRADESH	-	0.00	-	0.00	-	0.00
3	ASSAM	-	0.00	-	0.00	-	0.00
4	BIHAR	-	0.00	-	0.00	-	0.00
5	CHHATTISGARH	6,34,259	1.35	4,14,260	0.79	4,51,810	0.81
6	GOA	-	0.00	-	0.00	-	0.00
7	GUJARAT	6,87,000	1.20	5,30,000	0.81	5,50,000	0.79
8	HARYANA	-	0.00	-	0.00	-	0.00
9	HIMACHAL PRADESH	-	0.00	-	0.00	-	0.00
10	JHARKHAND	-	0.00	-	0.00	-	0.00
11	KARNATAKA	-	0.00	-	0.00	-	0.00
12	KERALA	8,59,750	1.15	4,96,352	0.77	6,60,949	0.71
13	MADHYA PRADESH	7,46,500	1.08	3,000	0.01	3,002	0.01
14	MAHARAHSTRA	-	0.00	-	0.00	-	0.00
15	MANIPUR	-	0.00	-	0.00	-	0.00
16	MEGHALAYA	37	0.00	-	0.00	-	0.00
17	MIZORAM	-	0.00	-	0.00	-	0.00
18	NAGALAND	20,000	0.35	22,750	0.38	10,000	0.15
19	ODISHA	-	0.00	-	0.00	-	0.00
20	PUNJAB	-	0.00	3,48,400	0.48	3,16,000	0.42
21	RAJASTHAN	-	0.00	-	0.00	-	0.00
22	SIKKIM	-	0.00	-	0.00	-	0.00
23	TAMIL NADU	8,90,767	0.63	6,65,000	0.46	3,15,000	0.21
24	TELANGANA	14,12,429	2.96	4,18,444	0.87	6,72,594	1.30
25	TRIPURA	-	0.00	4,569	0.04	-	0.00
26	UTTAR PRADESH	-	0.00	-	0.00	-	0.00
27	UTTARAKHAND	57,736	0.18	46,000	0.13	62,000	0.16
28	WEST BENGAL	10,42,935	0.73	8,01,807	0.46	15,51,908	0.83
	<b>TOTAL STATES</b>	<b>67,55,188</b>	<b>0.43</b>	<b>38,21,646</b>	<b>0.23</b>	<b>46,62,662</b>	<b>0.25</b>
29	A & N ISLANDS	21,816	1.08	15,000	0.72	15,400	0.74
30	CHANDIGARH	-	0.00	-	0.00	-	0.00
31	DADRA & NAGAR HAVELI & DAMAN & DIU	-	0.00	-	0.00	-	0.00
32	DELHI	13,91,155	1.91	15,13,200	2.05	15,93,800	1.65
33	JAMMU & KASHMIR	-	0.00	-	0.00	-	0.00
34	LADAKH	-	0.00	-	0.00	-	0.00
35	LAKSHADWEEP	-	0.00	-	0.00	-	0.00
36	PUDUCHERRY	-	0.00	-	0.00	-	0.00
	<b>TOTAL U.T.</b>	<b>14,12,971</b>	<b>1.19</b>	<b>15,28,200</b>	<b>1.21</b>	<b>16,09,200</b>	<b>1.05</b>
	<b>TOTAL (STATE &amp; UTs)</b>	<b>81,68,159</b>	<b>0.48</b>	<b>53,49,846</b>	<b>0.29</b>	<b>62,71,862</b>	<b>0.31</b>

**STATEMENT NO. 5.8: BUDGETED EXPENDITURE ON SECONDARY EDUCATION (REVENUE ACCOUNT) -  
VOCATIONAL EDUCATION**

**(RUPEES IN THOUSANDS)**

S. No.	STATE/UNION TERRITORY	2019-20 (ACTUAL)	% AGE TO TOTAL EXP. ON SECONDARY EDUCATION	2020-21 (REVISED ESTIMATE)	% AGE TO TOTAL EXP. ON SECONDARY EDUCATION	2021-22 (BUDGET ESTIMATE)	% AGE TO TOTAL EXP. ON SECONDARY EDUCATION
(1)	(2)	(3)	(4)	(5)	(6)	(7)	(8)
1	ANDHRA PRADESH	0	0.00	0	0.00	0	0.00
2	ARUNACHAL PRADESH	0	0.00	0	0.00	0	0.00
3	ASSAM	0	0.00	0	0.00	0	0.00
4	BIHAR	0	0.00	50,000	0.09	50,000	0.09
5	CHHATTISGARH	0	0.00	0	0.00	0	0.00
6	GOA	0	0.00	0	0.00	0	0.00
7	GUJARAT	0	0.00	0	0.00	0	0.00
8	HARYANA	0	0.00	0	0.00	0	0.00
9	HIMACHAL PRADESH	0	0.00	0	0.00	0	0.00
10	JHARKHAND	0	0.00	0	0.00	0	0.00
11	KARNATAKA	0	0.00	0	0.00	0	0.00
12	KERALA	0	0.00	0	0.00	0	0.00
13	MADHYA PRADESH	0	0.00	0	0.00	0	0.00
14	MAHARAHSTRA	0	0.00	0	0.00	0	0.00
15	MANIPUR	0	0.00	0	0.00	0	0.00
16	MEGHALAYA	0	0.00	0	0.00	0	0.00
17	MIZORAM	4,396	0.12	5,428	0.12	6,070	0.16
18	NAGALAND	0	0.00	0	0.00	0	0.00
19	ODISHA	0	0.00	0	0.00	0	0.00
20	PUNJAB	0	0.00	0	0.00	0	0.00
21	RAJASTHAN	0	0.00	0	0.00	0	0.00
22	SIKKIM	0	0.00	0	0.00	0	0.00
23	TAMIL NADU	0	0.00	0	0.00	0	0.00
24	TELANGANA	0	0.00	0	0.00	0	0.00
25	TRIPURA	26,124	0.20	841	0.01	0	0.00
26	UTTAR PRADESH	0	0.00	0	0.00	0	0.00
27	UTTARAKHAND	0	0.00	0	0.00	0	0.00
28	WEST BENGAL	0	0.00		0.00	0	0.00
	<b>TOTAL STATES</b>	<b>30,520</b>	<b>0.00</b>	<b>56,269</b>	<b>0.00</b>	<b>56,070</b>	<b>0.00</b>
29	A & N ISLANDS	0	0.00	0	0.00	0	0.00
30	CHANDIGARH	0	0.00	0	0.00	0	0.00
31	DADRA & NAGAR HAVELI & DAMAN & DIU	0	0.00	0	0.00	0	0.00
32	DELHI	53,076	0.07	55,250	0.07	46,400	0.05
33	JAMMU & KASHMIR- UT	0	0.00	0	0.00	0	0.00
34	LADAKH	0	0.00	0	0.00	0	0.00
35	LAKSHADWEEP	0	0.00	0	0.00	0	0.00
36	PUDUCHERRY	0	0.00	0	0.00	0	0.00
	<b>TOTAL U.T.</b>	<b>53,076</b>	<b>0.04</b>	<b>55,250</b>	<b>0.04</b>	<b>46,400</b>	<b>0.03</b>
	<b>TOTAL (STATE &amp; UTs)</b>	<b>83,596</b>	<b>0.00</b>	<b>1,11,519</b>	<b>0.01</b>	<b>1,02,470</b>	<b>0.01</b>

**STATEMENT NO. 5.9: BUDGETED EXPENDITURE ON SECONDARY EDUCATION (REVENUE ACCOUNT) -  
OTHER EXPENDITURE**

(RUPEES IN THOUSANDS)

S. No.	STATE/UNION TERRITORY	2019-20 (ACTUAL)	% AGE TO TOTAL EXP. ON SECONDARY EDUCATION	2020-21 (REVISED ESTIMATE)	% AGE TO TOTAL EXP. ON SECONDARY EDUCATION	2021-22 (BUDGET ESTIMATE)	% AGE TO TOTAL EXP. ON SECONDARY EDUCATION
(1)	(2)	(3)	(4)	(5)	(6)	(7)	(8)
1	ANDHRA PRADESH	61,16,568	7.52	41,24,187	4.80	72,53,605	8.09
2	ARUNACHAL PRADESH	1,000	0.04	1,60,500	4.99	8,77,350	20.83
3	ASSAM	30,11,335	6.44	67,02,309	11.29	29,80,721	5.36
4	BIHAR	9,62,829	3.47	19,00,101	3.55	17,40,100	3.08
5	CHHATTISGARH	61,601	0.13	50,480	0.10	52,143	0.09
6	GOA	7,85,634	8.54	19,03,312	17.16	12,84,312	10.61
7	GUJARAT	19,48,369	3.42	31,07,520	4.76	23,75,557	3.43
8	HARYANA	19,93,453	5.26	13,30,270	3.15	36,16,821	6.78
9	HIMACHAL PRADESH	16,23,180	7.32	16,57,505	6.59	21,18,404	7.42
10	JHARKHAND		0.00		0.00		0.00
11	KARNATAKA	12,27,511	1.67	10,06,600	1.29	9,50,500	1.21
12	KERALA	2,74,327	0.37	3,52,210	0.54	6,38,303	0.69
13	MADHYA PRADESH		0.00		0.00		0.00
14	MAHARAHSTRA	11,05,735	0.49	18,12,419	0.80	7,85,054	0.31
15	MANIPUR	3,05,399	9.83	3,48,412	6.00	3,00,680	4.77
16	MEGHALAYA	1,50,000	3.77	4,50,338	8.11	-	0.00
17	MIZORAM	2,20,435	6.07	4,22,763	9.72	87,396	2.34
18	NAGALAND	81,893	1.43	79,306	1.34	1,04,536	1.62
19	ODISHA	50,65,169	10.62	71,27,036	15.05	43,83,008	7.76
20	PUNJAB	43,75,852	7.01	64,69,754	8.84	66,78,345	8.81
21	RAJASTHAN	1,55,76,306	8.38	2,35,11,790	11.93	2,89,51,773	12.72
22	SIKKIM	56,26,081	83.97	52,33,234	88.50	59,34,783	92.01
23	TAMIL NADU	61,57,900	4.32	59,86,633	4.11	61,90,968	4.16
24	TELANGANA	25,24,862	5.29	30,68,715	6.41	32,16,356	6.23
25	TRIPURA	10,37,311	7.89	9,99,945	7.85	9,89,281	7.01
26	UTTAR PRADESH	27,71,863	3.17	27,94,190	3.05	35,53,426	2.98
27	UTTARAKHAND	1,57,008	0.50	1,76,321	0.49	6,15,103	1.61
28	WEST BENGAL	7,95,286	0.56	81,56,428	4.70	91,19,550	4.89
	<b>TOTAL STATES</b>	<b>6,39,56,907</b>	<b>4.07</b>	<b>8,89,32,278</b>	<b>5.26</b>	<b>9,47,98,075</b>	<b>5.05</b>
29	A & N ISLANDS	1,23,079	6.10	1,49,500	7.20	1,49,400	7.16
30	CHANDIGARH		0.00		0.00		0.00
31	DADRA & NAGAR HAVELI & DAMAN & DIU		0.00	31,100	3.53	2,03,400	18.71
32	DELHI	43,31,792	5.95	20,31,200	2.75	49,55,700	5.12
33	JAMMU & KASHMIR- UT	-	0.00	6,000	0.01	6,000	0.01
34	LADAKH		0.00		0.00		0.00
35	LAKSHADWEEP	3,025	0.51	2,500	0.41	2,500	0.41
36	PUDUCHERRY	2,299	0.09	79,018	2.55	6,893	0.22
	<b>TOTAL U.T.</b>	<b>44,60,195</b>	<b>3.76</b>	<b>22,99,318</b>	<b>1.82</b>	<b>53,23,893</b>	<b>3.46</b>
	<b>TOTAL (STATE &amp; UTs)</b>	<b>6,84,17,102</b>	<b>4.05</b>	<b>9,12,31,596</b>	<b>5.02</b>	<b>10,01,21,968</b>	<b>4.93</b>

**STATEMENT NO. 6: BUDGETED EXPENDITURE ON ADULT EDUCATION (REVENUE ACCOUNT)-  
TOTAL EXPENDITURE**

(RUPEES IN THOUSANDS)

S. No.	STATE/UNION TERRITORY	2019-20 (ACTUAL)	% AGE TO TOTAL EXP. ON EDUCATION	2020-21 (REVISED ESTIMATE)	% AGE TO TOTAL EXP. ON EDUCATION	2021-22 (BUDGET ESTIMATE)	% AGE TO TOTAL EXP. ON EDUCATION
(1)	(2)	(3)	(4)	(5)	(6)	(7)	(8)
1	ANDHRA PRADESH	1,43,987	0.07	1,39,283	0.07	1,62,080	0.08
2	ARUNACHAL PRADESH	7,48,177	6.28	98,884	0.64	1,43,220	1.05
3	ASSAM	2,73,949	0.18	3,70,160	0.18	2,86,608	0.18
4	BIHAR	35,63,259	2.57	45,24,837	2.26	45,31,476	2.26
5	CHHATTISGARH	20,840	0.02	59,000	0.04	88,800	0.06
6	GOA	17,105	0.10	28,107	0.13	23,700	0.10
7	GUJARAT	10,970	0.00	15,342	0.01	33,675	0.01
8	HARYANA	2,843	0.00	4,150	0.00	85,000	0.05
9	HIMACHAL PRADESH	-	0.00	2,108	0.00	4,100	0.01
10	JHARKHAND	-	0.00	-	0.00	-	0.00
11	KARNATAKA	17,640	0.01	23,559	0.01	18,200	0.01
12	KERALA	1,71,722	0.10	1,44,436	0.09	2,37,500	0.11
13	MADHYA PRADESH	-	0.00	-	0.00	-	0.00
14	MAHARAHSTRA	3,12,268	0.05	1,97,778	0.03	2,89,817	0.04
15	MANIPUR	1,06,019	0.97	47,879	0.27	44,946	0.23
16	MEGHALAYA	73,201	0.45	93,406	0.50	1,28,443	0.72
17	MIZORAM	75,479	0.58	88,412	0.59	81,334	0.60
18	NAGALAND	-	0.00	11,361	0.08	34,041	0.22
19	ODISHA		0.00		0.00		0.00
20	PUNJAB	2,565	0.00	2,455	0.00	19,473	0.02
21	RAJASTHAN	99,478	0.03	1,32,874	0.04	2,22,419	0.06
22	SIKKIM	805	0.01	-	0.00	5,090	0.04
23	TAMIL NADU	51,314	0.01	50,769	0.01	94,957	0.03
24	TELANGANA	74,909	0.07	74,023	0.07	86,512	0.07
25	TRIPURA	-	0.00	-	0.00	-	0.00
26	UTTAR PRADESH		0.00		0.00		0.00
27	UTTARAKHAND	-	0.00	-	0.00	-	0.00
28	WEST BENGAL	1,04,072	0.04	1,05,022	0.03	1,18,134	0.03
	<b>TOTAL STATES</b>	<b>58,70,602</b>	<b>0.13</b>	<b>62,13,845</b>	<b>0.13</b>	<b>67,39,525</b>	<b>0.13</b>
29	A & N ISLANDS	8,781	0.14	11,800	0.20	12,500	0.20
30	CHANDIGARH	11,231	0.17	12,150	0.19	14,500	0.21
31	DADRA & NAGAR HAVELI & DAMAN & DIU	3,505	0.10	3,800	0.18	5,610	0.21
32	DELHI		0.00		0.00		0.00
33	JAMMU & KASHMIR- UT	-	0.00	1,170	0.00	24,486	0.02
34	LADAKH	-	0.00	-	0.00	-	0.00
35	LAKSHADWEEP	-	0.00	-	0.00	-	0.00
36	PUDUCHERRY	6,292	0.08	4,872	0.06	10,469	0.11
	<b>TOTAL U.T.</b>	<b>29,809</b>	<b>0.01</b>	<b>33,792</b>	<b>0.01</b>	<b>67,565</b>	<b>0.02</b>
	<b>TOTAL (STATE &amp; UTs)</b>	<b>59,00,411</b>	<b>0.13</b>	<b>62,47,637</b>	<b>0.12</b>	<b>68,07,090</b>	<b>0.12</b>
	<b>CENTRAL TOTAL</b>	<b>#REF!</b>	<b>#REF!</b>	<b>#REF!</b>	<b>#REF!</b>	<b>#REF!</b>	<b>#REF!</b>
	<b>GRAND TOTAL</b>	<b>#REF!</b>	<b>#REF!</b>	<b>#REF!</b>	<b>#REF!</b>	<b>#REF!</b>	<b>#REF!</b>

**STATEMENT NO. 6.1: BUDGETED EXPENDITURE ON ADULT EDUCATION (REVENUE ACCOUNT)-  
DIRECTION, INSPECTION & ADMINISTRATION**

(RUPEES IN THOUSANDS)

S. No.	STATE/UNION TERRITORY	2019-20 (ACTUAL)	% AGE TO TOTAL EXP. ON ADULT EDUCATION	2020-21 (REVISED ESTIMATE)	% AGE TO TOTAL EXP. ON ADULT EDUCATION	2021-22 (BUDGET ESTIMATE)	% AGE TO TOTAL EXP. ON ADULT EDUCATION
(1)	(2)	(3)	(4)	(5)	(6)	(7)	(8)
1	ANDHRA PRADESH	1,43,987	100.00	1,39,283	100.00	1,39,088	85.81
2	ARUNACHAL PRADESH	94,067	12.57	98,884	100.00	1,23,220	86.04
3	ASSAM	2,73,949	100.00	3,10,890	83.99	2,77,591	96.85
4	BIHAR	23,259	0.65	23,237	0.51	29,876	0.66
5	CHHATTISGARH		0.00		0.00		0.00
6	GOA		0.00		0.00		0.00
7	GUJARAT	704	6.42	1,366	8.90	1,065	3.16
8	HARYANA		0.00		0.00		0.00
9	HIMACHAL PRADESH				0.00		0.00
10	JHARKHAND						
11	KARNATAKA	17,640	100.00	23,559	100.00	18,200	100.00
12	KERALA	10,045	5.85	30,928	21.41	56,500	23.79
13	MADHYA PRADESH	-		-			
14	MAHARAHSTRA		0.00		0.00		0.00
15	MANIPUR	1,06,019	100.00	47,879	100.00	44,946	100.00
16	MEGHALAYA	4,724	6.45	9,420	10.09	11,300	8.80
17	MIZORAM	34,895	46.23	41,121	46.51	38,337	47.14
18	NAGALAND		0.00		0.00		0.00
19	ODISHA		0.00				
20	PUNJAB		0.00		0.00		0.00
21	RAJASTHAN	-	0.00	-	0.00	-	0.00
22	SIKKIM		0.00				0.00
23	TAMIL NADU	18,709	36.46	19,624	38.65	19,957	21.02
24	TELANGANA	74,909	100.00	74,023	100.00	60,512	69.95
25	TRIPURA						
26	UTTAR PRADESH						
27	UTTARAKHAND	-		-			
28	WEST BENGAL	26,191	25.17	31,801	30.28	42,324	35.83
	<b>TOTAL STATES</b>	<b>8,29,098</b>	<b>14.12</b>	<b>8,52,015</b>	<b>13.71</b>	<b>8,62,916</b>	<b>12.80</b>
29	A & N ISLANDS		0.00		0.00		0.00
30	CHANDIGARH	11,231	100.00	12,150	100.00	14,500	100.00
31	DADRA & NAGAR HAVELI & DAMAN & DIU		0.00		0.00		0.00
32	DELHI						
33	JAMMU & KASHMIR- UT						
34	LADAKH						
35	LAKSHADWEEP						
36	PUDUCHERRY		0.00		0.00		0.00
	<b>TOTAL U.T.</b>	<b>11,231</b>	<b>37.68</b>	<b>12,150</b>	<b>35.96</b>	<b>14,500</b>	<b>21.46</b>
	<b>TOTAL (STATE &amp; UTs)</b>	<b>8,40,329</b>	<b>14.24</b>	<b>8,64,165</b>	<b>13.83</b>	<b>8,77,416</b>	<b>12.89</b>

**STATEMENT NO. 6.2: BUDGETED EXPENDITURE ON ADULT EDUCATION (REVENUE ACCOUNT)-  
RURAL FUNCTIONAL LITERACY PROGRAMME**

(RUPEES IN THOUSANDS)

S. No.	STATE/UNION TERRITORY	2019-20 (ACTUAL)	% AGE TO TOTAL EXP. ON ADULT EDUCATION	2020-21 (REVISED ESTIMATE)	% AGE TO TOTAL EXP. ON ADULT EDUCATION	2021-22 (BUDGET ESTIMATE)	% AGE TO TOTAL EXP. ON ADULT EDUCATION
(1)	(2)	(3)	(4)	(5)	(6)	(7)	(8)
1	ANDHRA PRADESH		0.00		0.00		0.00
2	ARUNACHAL PRADESH		0.00		0.00		0.00
3	ASSAM		0.00		0.00		0.00
4	BIHAR		0.00		0.00		0.00
5	CHHATTISGARH		0.00		0.00		0.00
6	GOA		0.00		0.00		0.00
7	GUJARAT	10,266	93.58	13,976	91.10	15,760	46.80
8	HARYANA		0.00		0.00		0.00
9	HIMACHAL PRADESH			100	4.74	100	2.44
10	JHARKHAND						
11	KARNATAKA		0.00		0.00		0.00
12	KERALA	1,61,677	94.15	1,13,508	78.59	1,81,000	76.21
13	MADHYA PRADESH						
14	MAHARAHSTRA	1,56,308	50.06		0.00		0.00
15	MANIPUR		0.00		0.00		0.00
16	MEGHALAYA	-	0.00	250	0.27	250	0.19
17	MIZORAM	2,809	3.72	3,005	3.40	2,250	2.77
18	NAGALAND				0.00		0.00
19	ODISHA						
20	PUNJAB		0.00		0.00		0.00
21	RAJASTHAN	-	0.00	-	0.00	-	0.00
22	SIKKIM		0.00				0.00
23	TAMIL NADU		0.00		0.00		0.00
24	TELANGANA		0.00		0.00		0.00
25	TRIPURA						
26	UTTAR PRADESH						
27	UTTARAKHAND						
28	WEST BENGAL		0.00		0.00		0.00
	<b>TOTAL STATES</b>	<b>3,31,060</b>	<b>5.64</b>	<b>1,30,839</b>	<b>2.11</b>	<b>1,99,360</b>	<b>2.96</b>
29	A & N ISLANDS		0.00		0.00		0.00
30	CHANDIGARH		0.00		0.00		0.00
31	DADRA & NAGAR HAVELI & DAMAN & DIU		0.00		0.00		0.00
32	DELHI						
33	JAMMU & KASHMIR- UT						
34	LADAKH						
35	LAKSHADWEEP						
36	PUDUCHERRY		0.00		0.00		0.00
	<b>TOTAL U.T.</b>	<b>-</b>	<b>0</b>	<b>-</b>	<b>0</b>	<b>-</b>	<b>0</b>
	<b>TOTAL (STATE &amp; UTs)</b>	<b>3,31,060</b>		<b>1,30,839</b>		<b>1,99,360</b>	

**STATEMENT NO. 6.3: BUDGETED EXPENDITURE ON ADULT EDUCATION (REVENUE ACCOUNT)-  
STATE ADULT EDUCATION PROGRAMME**

(RUPEES IN THOUSANDS)

S. No.	STATE/UNION TERRITORY	2019-20 (ACTUAL)	% AGE TO TOTAL EXP. ON ADULT EDUCATION	2020-21 (REVISED ESTIMATE)	% AGE TO TOTAL EXP. ON ADULT EDUCATION	2021-22 (BUDGET ESTIMATE)	% AGE TO TOTAL EXP. ON ADULT EDUCATION
(1)	(2)	(3)	(4)	(5)	(6)	(7)	(8)
1	ANDHRA PRADESH	0	0	0	0	0	0
2	ARUNACHAL PRADESH	0	0	0	0	0	0
3	ASSAM	0	0	0	0	0	0
4	BIHAR	0	0	0	0	0	0
5	CHHATTISGARH	0	0	0	0	0	0
6	GOA	0	0	0	0	0	0
7	GUJARAT	0	0	0	0	0	0
8	HARYANA	0	0	0	0	0	0
9	HIMACHAL PRADESH	0	0	0	0	0	0
10	JHARKHAND	0	0	0	0	0	0
11	KARNATAKA	0	0	0	0	0	0
12	KERALA	0	0	0	0	0	0
13	MADHYA PRADESH	0	0	0	0	0	0
14	MAHARAHSTRA	0	0	0	0	0	0
15	MANIPUR	0	0	0	0	0	0
16	MEGHALAYA	68,477	93.55	82,836	88.68	1,16,893	91.01
17	MIZORAM	0	0	0	0	0	0
18	NAGALAND	0	0	0	0	0	0
19	ODISHA	0	0	0	0	0	0
20	PUNJAB	0	0	0	0	0	0
21	RAJASTHAN	0	0	0	0	0	0
22	SIKKIM	0	0	0	0	0	0
23	TAMIL NADU	0	0	0	0	0	0
24	TELANGANA	0	0	0	0	0	0
25	TRIPURA	0	0	0	0	0	0
26	UTTAR PRADESH	0	0	0	0	0	0
27	UTTARAKHAND	0	0	0	0	0	0
28	WEST BENGAL	0	0	0	0	0	0
	<b>TOTAL STATES</b>	<b>68,477</b>	<b>1.17</b>	<b>82,836</b>	<b>1.33</b>	<b>1,16,893</b>	<b>1.73</b>
29	A & N ISLANDS	0	0	0	0	0	0
30	CHANDIGARH	0	0	0	0	0	0
31	DADRA & NAGAR HAVELI & DAMAN & DIU	0	0	0	0	0	0
32	DELHI	0	0	0	0	0	0
33	JAMMU & KASHMIR- UT	0	0	0	0	0	0
34	LADAKH	0	0	0	0	0	0
35	LAKSHADWEEP	0	0	0	0	0	0
36	PUDUCHERRY	0	0	0	0	0	0
	<b>TOTAL U.T.</b>	<b>0</b>	<b>0</b>	<b>0</b>	<b>0</b>	<b>0</b>	<b>0</b>
	<b>TOTAL (STATE &amp; UTs)</b>	<b>68,477</b>	<b>1.16</b>	<b>82,836</b>	<b>1.33</b>	<b>1,16,893</b>	<b>1.72</b>



**STATEMENT NO. 6.4: BUDGETED EXPENDITURE ON ADULT EDUCATION (REVENUE ACCOUNT)-  
OTHER ADULT EDUCATION PROGRAMME**

(RUPEES IN THOUSANDS)

S. No.	STATE/UNION TERRITORY	2019-20 (ACTUAL)	% AGE TO TOTAL EXP. ON ADULT EDUCATION	2020-21 (REVISED ESTIMATE)	% AGE TO TOTAL EXP. ON ADULT EDUCATION	2021-22 (BUDGET ESTIMATE)	% AGE TO TOTAL EXP. ON ADULT EDUCATION
(1)	(2)	(3)	(4)	(5)	(6)	(7)	(8)
1	ANDHRA PRADESH	-	0.00	-	0.00	22,992	14.19
2	ARUNACHAL PRADESH		0.00		0.00		0.00
3	ASSAM		0.00	9,520	2.57	6,204	2.16
4	BIHAR	2,50,000	7.02	5,01,600	11.09	5,01,600	11.07
5	CHHATTISGARH	20,840	100.00	59,000	100.00	88,800	100.00
6	GOA	17,105	100.00	28,103	99.99	23,700	100.00
7	GUJARAT	-	0.00	-	0.00	10,062	29.88
8	HARYANA	2,843	100.00	4,150	100.00	85,000	100.00
9	HIMACHAL PRADESH			1,739	82.50	2,600	63.41
10	JHARKHAND						
11	KARNATAKA		0.00		0.00		0.00
12	KERALA		0.00		0.00		0.00
13	MADHYA PRADESH						
14	MAHARAHSTRA	51,229	16.41	58,198	29.43	83,106	28.68
15	MANIPUR		0.00		0.00		0.00
16	MEGHALAYA		0.00		0.00		0.00
17	MIZORAM	37,775	50.05	44,286	50.09	40,747	50.10
18	NAGALAND	-		11,361	100.00	34,041	100.00
19	ODISHA						
20	PUNJAB	2,565	100.00	2,455	100.00	13,073	67.13
21	RAJASTHAN	90,847	91.32	1,12,725	84.84	1,83,626	82.56
22	SIKKIM	805	100.00	-		5,090	100.00
23	TAMIL NADU	32,605	63.54	31,145	61.35	51,975	54.74
24	TELANGANA		0.00		0.00	26,000	30.05
25	TRIPURA						
26	UTTAR PRADESH						
27	UTTARAKHAND						
28	WEST BENGAL	70,547	67.79	67,698	64.46	52,776	44.67
	<b>TOTAL STATES</b>	<b>5,77,161</b>	<b>9.83</b>	<b>9,31,980</b>	<b>15.00</b>	<b>12,31,392</b>	<b>18.27</b>
29	A & N ISLANDS	6,393	72.80	9,300	78.81	9,800	78.40
30	CHANDIGARH		0.00		0.00		0.00
31	DADRA & NAGAR HAVELI & DAMAN & DIU	3,505	100.00	3,800	100.00	5,610	100.00
32	DELHI						
33	JAMMU & KASHMIR- UT	-		1,170	100.00	24,486	100.00
34	LADAKH						
35	LAKSHADWEEP						
36	PUDUCHERRY	6,292	100.00	4,872	100.00	10,467	99.98
	<b>TOTAL U.T.</b>	<b>16,190</b>	<b>54.31</b>	<b>19,142</b>	<b>56.65</b>	<b>50,363</b>	<b>74.54</b>
	<b>TOTAL (STATE &amp; UTs)</b>	<b>5,93,351</b>	<b>10.06</b>	<b>9,51,122</b>	<b>15.22</b>	<b>12,81,755</b>	<b>18.83</b>

**STATEMENT NO. 6.5: BUDGETED EXPENDITURE ON ADULT EDUCATION (REVENUE ACCOUNT)-  
OTHER EXPENDITURE**

(RUPEES IN THOUSANDS)

S. No.	STATE/UNION TERRITORY	2019-20 (ACTUAL)	% AGE TO TOTAL EXP. ON ADULT EDUCATION	2020-21 (REVISED ESTIMATE)	% AGE TO TOTAL EXP. ON ADULT EDUCATION	2021-22 (BUDGET ESTIMATE)	% AGE TO TOTAL EXP. ON ADULT EDUCATION
(1)	(2)	(3)	(4)	(5)	(6)	(7)	(8)
1	ANDHRA PRADESH		0.00		0.00		0.00
2	ARUNACHAL PRADESH	6,54,110	87.43		0.00	20,000	13.96
3	ASSAM	-	0.00	49,750	13.44	2,813	0.98
4	BIHAR	32,90,000	92.33	40,00,000	88.40	40,00,000	88.27
5	CHHATTISGARH		0.00		0.00		0.00
6	GOA		0.00	4	0.01		0.00
7	GUJARAT	-	0.00	-	0.00	6,788	20.16
8	HARYANA		0.00		0.00		0.00
9	HIMACHAL PRADESH			269	12.76	1,400	34.15
10	JHARKHAND						
11	KARNATAKA		0.00		0.00		0.00
12	KERALA		0.00		0.00		0.00
13	MADHYA PRADESH						
14	MAHARAHSTRA	1,04,731	33.54	1,39,580	70.57	2,06,711	71.32
15	MANIPUR		0.00		0.00		0.00
16	MEGHALAYA	-	0.00	900	0.96	-	0.00
17	MIZORAM		0.00		0.00		0.00
18	NAGALAND						
19	ODISHA						
20	PUNJAB		0.00		0.00	6,400	32.87
21	RAJASTHAN	8,631	8.68	20,149	15.16	38,793	17.44
22	SIKKIM		0.00				0.00
23	TAMIL NADU		0.00		0.00	23,025	24.25
24	TELANGANA		0.00		0.00		0.00
25	TRIPURA						
26	UTTAR PRADESH						
27	UTTARAKHAND						
28	WEST BENGAL	7,334	7.05	5,523	5.26	23,034	19.50
	<b>TOTAL STATES</b>	<b>40,64,806</b>	<b>69.24</b>	<b>42,16,175</b>	<b>67.85</b>	<b>43,28,964</b>	<b>64.23</b>
29	A & N ISLANDS	2,388	27.20	2,500	21.19	2,700	21.60
30	CHANDIGARH		0.00		0.00		0.00
31	DADRA & NAGAR HAVELI & DAMAN & DIU						
32	DELHI						
33	JAMMU & KASHMIR- UT						
34	LADAKH						
35	LAKSHADWEEP						
36	PUDUCHERRY		0.00		0.00	2	0.02
	<b>TOTAL U.T.</b>	<b>2,388</b>	<b>8.01</b>	<b>2,500</b>	<b>7.40</b>	<b>2,702</b>	<b>4.00</b>
	<b>TOTAL (STATE &amp; UTs)</b>	<b>40,67,194</b>	<b>68.93</b>	<b>42,18,675</b>	<b>67.52</b>	<b>43,31,666</b>	<b>63.63</b>

**STATEMENT NO. 7: BUDGETED EXPENDITURE ON UNIVERSITY/SCHOLARSHIP/DL EDUCATION (REVENUE ACCOUNT)-  
TOTAL EXPENDITURE**

(RUPEES IN THOUSANDS)

S. No.	STATE/UNION TERRITORY	2019-20 (ACTUAL)	% AGE TO TOTAL EXP. ON EDUCATION	2020-21 (REVISED ESTIMATE)	% AGE TO TOTAL EXP. ON EDUCATION	2021-22 (BUDGET ESTIMATE)	% AGE TO TOTAL EXP. ON EDUCATION
(1)	(2)	(3)	(4)	(5)	(6)	(7)	(8)
1	ANDHRA PRADESH	2,17,53,005	10.61	2,16,11,057	11.13	2,02,25,709	9.88
2	ARUNACHAL PRADESH	12,96,891	10.89	15,24,756	9.84	10,10,125	7.39
3	ASSAM	2,08,43,850	13.33	3,01,49,853	14.93	2,67,22,444	16.45
4	BIHAR	4,51,99,074	32.61	5,93,22,478	29.61	4,84,47,927	24.20
5	CHHATTISGARH	90,68,952	7.15	90,81,536	6.37	99,02,125	6.63
6	GOA	35,17,243	19.57	41,45,769	19.19	43,22,068	18.68
7	GUJARAT	2,09,44,653	8.90	2,24,26,374	8.86	1,87,37,318	7.16
8	HARYANA	2,16,78,986	16.10	2,08,85,350	14.55	2,53,07,880	14.88
9	HIMACHAL PRADESH	40,36,625	7.29	52,55,408	8.33	56,42,312	7.86
10	JHARKHAND	1,57,53,414	19.38	1,75,18,885	17.66	1,54,58,857	13.73
11	KARNATAKA	3,70,41,322	13.89	3,14,60,920	11.56	3,07,48,107	10.87
12	KERALA	2,55,22,920	14.29	2,43,58,295	15.42	3,01,91,518	13.72
13	MADHYA PRADESH	1,88,12,397	6.88	2,47,06,941	8.82	2,68,48,958	8.74
14	MAHARAHSTRA	5,59,41,694	9.32	6,94,36,920	11.30	8,27,88,865	11.72
15	MANIPUR	29,48,006	27.09	43,89,985	24.36	50,20,982	25.16
16	MEGHALAYA	19,44,499	12.07	32,35,590	17.23	31,83,305	17.79
17	MIZORAM	21,51,705	16.55	21,04,378	14.10	18,29,081	13.41
18	NAGALAND	10,51,120	8.30	12,07,512	8.42	14,41,628	9.28
19	ODISHA	1,92,29,666	14.09	1,94,23,418	13.28	2,12,05,894	12.92
20	PUNJAB	74,97,388	7.07	96,91,673	7.89	98,66,762	7.68
21	RAJASTHAN	1,43,46,622	4.71	1,40,72,901	4.30	1,56,89,932	4.06
22	SIKKIM	7,94,589	6.17	6,29,911	4.80	6,77,998	5.15
23	TAMIL NADU	3,41,93,223	9.89	3,33,44,325	9.04	3,50,24,249	9.80
24	TELANGANA	1,29,74,968	12.24	1,41,33,578	13.14	1,49,51,959	12.58
25	TRIPURA	14,13,832	8.76	16,84,847	7.22	18,85,661	7.30
26	UTTAR PRADESH	2,36,22,833	4.72	2,62,17,075	4.97	3,25,57,854	4.92
27	UTTARAKHAND	46,74,155	7.25	51,50,081	6.97	55,69,642	7.09
28	WEST BENGAL	3,06,86,843	11.00	3,81,64,971	11.76	4,09,62,146	11.31
	<b>TOTAL STATES</b>	<b>45,89,40,476</b>	<b>10.41</b>	<b>51,53,34,787</b>	<b>10.82</b>	<b>53,62,21,306</b>	<b>10.22</b>
29	A & N ISLANDS	4,19,299	6.78	4,31,400	7.25	4,92,300	7.94
30	CHANDIGARH	14,77,221	21.93	14,15,415	22.09	15,40,107	22.21
31	DADRA & NAGAR HAVELI & DAMAN & DIU	81,687	2.40	91,119	4.22	1,67,830	6.31
32	DELHI	34,88,847	3.50	36,22,500	3.50	48,59,300	3.72
33	JAMMU & KASHMIR- UT	1,05,70,321	11.82	1,25,73,833	12.06	1,34,61,065	12.38
34	LADAKH	-		3,27,040	5.95	4,30,600	7.65
35	LAKSHADWEEP	1,29,948	8.78	1,44,500	8.84	1,65,000	9.96
36	PUDUCHERRY	12,31,024	15.84	15,38,762	17.67	17,80,844	18.51
	<b>TOTAL U.T.</b>	<b>1,73,98,347</b>	<b>8.10</b>	<b>2,01,44,569</b>	<b>8.46</b>	<b>2,28,97,046</b>	<b>8.42</b>
	<b>TOTAL (STATE &amp; UTs)</b>	<b>47,63,38,823</b>	<b>10.31</b>	<b>53,54,79,356</b>	<b>10.71</b>	<b>55,91,18,352</b>	<b>10.13</b>
	<b>CENTRAL TOTAL</b>	<b>19,00,23,500</b>	<b>21.74</b>	<b>17,47,44,200</b>	<b>20.60</b>	<b>21,06,82,400</b>	<b>22.61</b>
	<b>GRAND TOTAL</b>	<b>66,63,62,323</b>	<b>12.13</b>	<b>71,02,23,556</b>	<b>12.15</b>	<b>76,98,00,752</b>	<b>11.93</b>

**STATEMENT NO. 7.1: BUDGETED EXPENDITURE ON UNIVERSITY/SCHOLARSHIP/DL EDUCATION (REVENUE ACCOUNT)- DIRECTION & ADMINISTRATION**

(RUPEES IN THOUSANDS)

S. No.	STATE/UNION TERRITORY	2019-20 (ACTUAL)	% AGE TO TOTAL EXP. ON UNIVERSITY EDUCATION	2020-21 (REVISED ESTIMATE)	% AGE TO TOTAL EXP. ON UNIVERSITY EDUCATION	2021-22 (BUDGET ESTIMATE)	% AGE TO TOTAL EXP. ON UNIVERSITY EDUCATION
(1)	(2)	(3)	(4)	(5)	(6)	(7)	(8)
1	ANDHRA PRADESH	1,24,529	0.57	1,46,956	0.68	1,25,600	0.62
2	ARUNACHAL PRADESH	45,751	3.53	44,520	2.92	53,088	5.26
3	ASSAM	98,621	0.47	18,69,546	6.20	9,36,671	3.51
4	BIHAR	85,725	0.19	2,39,790	0.40	1,97,170	0.41
5	CHHATTISGARH	10,53,745	11.62	6,86,161	7.56	10,08,350	10.18
6	GOA	88,032	2.50	93,151	2.25	1,04,750	2.42
7	GUJARAT	2,10,881	1.01	2,11,175	0.94	1,43,014	0.76
8	HARYANA	11,08,750	5.11	14,66,950	7.02	17,13,780	6.77
9	HIMACHAL PRADESH		0.00		0.00		0.00
10	JHARKHAND	39,454	0.25	48,110	0.27	46,067	0.30
11	KARNATAKA	3,89,410	1.05	1,89,200	0.60	1,62,377	0.53
12	KERALA	7,18,521	2.82	4,22,658	1.74	4,89,871	1.62
13	MADHYA PRADESH	1,73,994	0.92	1,99,066	0.81	2,04,276	0.76
14	MAHARAHSTRA		0.00		0.00		0.00
15	MANIPUR	24,191	0.82	37,600	0.86	37,600	0.75
16	MEGHALAYA	30,007	1.54	78,465	2.43	87,995	2.76
17	MIZORAM	47,524	2.21	52,574	2.50	48,478	2.65
18	NAGALAND	1,38,305	13.16	1,39,793	11.58	1,63,441	11.34
19	ODISHA	1,22,045	0.63	1,43,075	0.74	1,36,535	0.64
20	PUNJAB	808	0.01	1,586	0.02	21,151	0.21
21	RAJASTHAN	1,81,839	1.27	1,75,892	1.25	1,94,208	1.24
22	SIKKIM		0.00		0.00		0.00
23	TAMIL NADU	1,98,584	0.58	1,86,038	0.56	2,00,597	0.57
24	TELANGANA	95,128	0.73	90,320	0.64	89,700	0.60
25	TRIPURA	80,382	5.69	15,59,828	92.58	18,01,180	95.52
26	UTTAR PRADESH	1,64,172	0.69	1,54,924	0.59	2,29,543	0.71
27	UTTARAKHAND	66,389	1.42	60,181	1.17	86,715	1.56
28	WEST BENGAL	1,49,036	0.49	1,78,179	0.47	1,87,041	0.46
	<b>TOTAL STATES</b>	<b>54,35,823</b>	<b>1.18</b>	<b>84,75,738</b>	<b>1.64</b>	<b>84,69,198</b>	<b>1.58</b>
29	A & N ISLANDS		0.00		0.00		0.00
30	CHANDIGARH	6,513	0.44	7,500	0.53	7,500	0.49
31	DADRA & NAGAR HAVELI & DAMAN & DIU		0.00		0.00		0.00
32	DELHI	30,325	0.87	95,600	2.64	1,04,700	2.15
33	JAMMU & KASHMIR- UT	16,387	0.16	18,490	0.15	35,244	0.26
34	LADAKH				0.00		0.00
35	LAKSHADWEEP		0.00		0.00		0.00
36	PUDUCHERRY		0.00		0.00		0.00
	<b>TOTAL U.T.</b>	<b>53,225</b>	<b>0.31</b>	<b>1,21,590</b>	<b>0.60</b>	<b>1,47,444</b>	<b>0.64</b>
	<b>TOTAL (STATE &amp; UTs)</b>	<b>54,89,048</b>	<b>1.15</b>	<b>85,97,328</b>	<b>1.61</b>	<b>86,16,642</b>	<b>1.54</b>

**STATEMENT NO. 7.2: BUDGETED EXPENDITURE ON UNIVERSITY/SCHOLARSHIP/DL EDUCATION (REVENUE ACCOUNT)- ASSISTANCE TO UNIVERSITIES**

(RUPEES IN THOUSANDS)

S. No.	STATE/UNION TERRITORY	2019-20 (ACTUAL)	% AGE TO TOTAL EXP. ON UNIVERSITY EDUCATION	2020-21 (REVISED ESTIMATE)	% AGE TO TOTAL EXP. ON UNIVERSITY EDUCATION	2021-22 (BUDGET ESTIMATE)	% AGE TO TOTAL EXP. ON UNIVERSITY EDUCATION
(1)	(2)	(3)	(4)	(5)	(6)	(7)	(8)
1	ANDHRA PRADESH	61,22,331	28.14	79,38,865	36.74	59,33,716	29.34
2	ARUNACHAL PRADESH		0.00		0.00		0.00
3	ASSAM	42,91,210	20.59	41,71,573	13.84	41,94,833	15.70
4	BIHAR	3,92,09,741	86.75	4,00,67,342	67.54	4,26,69,422	88.07
5	CHHATTISGARH	8,41,700	9.28	8,54,100	9.40	8,84,800	8.94
6	GOA	6,46,666	18.39	8,52,000	20.55	9,00,000	20.82
7	GUJARAT	54,59,157	26.06	53,54,025	23.87	58,75,953	31.36
8	HARYANA	53,60,000	24.72	41,60,000	19.92	52,50,000	20.74
9	HIMACHAL PRADESH	6,57,372	16.29	9,27,600	17.65	10,17,750	18.04
10	JHARKHAND	1,42,22,536	90.28	1,55,76,104	88.91	1,32,91,165	85.98
11	KARNATAKA	88,53,756	23.90	75,18,843	23.90	75,85,800	24.67
12	KERALA	88,50,734	34.68	84,80,830	34.82	97,26,244	32.22
13	MADHYA PRADESH		0.00		0.00		0.00
14	MAHARAHSTRA	51,60,380	9.22	68,43,916	9.86	89,66,588	10.83
15	MANIPUR	3,400	0.12	60,000	1.37	78,000	1.55
16	MEGHALAYA	-	0.00		0.00		0.00
17	MIZORAM		0.00		0.00		0.00
18	NAGALAND		0.00		0.00		0.00
19	ODISHA	43,23,550	22.48	45,76,090	23.56	48,97,790	23.10
20	PUNJAB	24,61,295	32.83	32,84,660	33.89	34,72,833	35.20
21	RAJASTHAN	31,14,189	21.71	30,34,880	21.57	33,40,518	21.29
22	SIKKIM		0.00		0.00		0.00
23	TAMIL NADU	87,87,401	25.70	72,78,724	21.83	69,32,841	19.79
24	TELANGANA	47,78,483	36.83	53,66,065	37.97	58,78,769	39.32
25	TRIPURA	20,000	1.41	40,000	2.37	40,000	2.12
26	UTTAR PRADESH	17,79,352	7.53	18,50,977	7.06	21,05,396	6.47
27	UTTARAKHAND	11,36,185	24.31	12,25,185	23.79	12,56,679	22.56
28	WEST BENGAL	1,12,51,939	36.67	1,25,25,972	32.82	1,39,35,281	34.02
	<b>TOTAL STATES</b>	<b>13,73,31,377</b>	<b>29.92</b>	<b>14,19,87,751</b>	<b>27.55</b>	<b>14,82,34,378</b>	<b>27.64</b>
29	A & N ISLANDS		0.00		0.00		0.00
30	CHANDIGARH		0.00		0.00		0.00
31	DADRA & NAGAR HAVELI & DAMAN & DIU		0.00		0.00		0.00
32	DELHI	10,03,750	28.77	6,05,000	16.70	15,56,000	32.02
33	JAMMU & KASHMIR- UT	36,56,971	34.60	54,47,819	43.33	56,19,969	41.75
34	LADAKH	-		1,66,493	50.91	1,44,800	33.63
35	LAKSHADWEEP		0.00		0.00		0.00
36	PUDUCHERRY	138	0.01	184	0.01	276	0.02
	<b>TOTAL U.T.</b>	<b>46,60,859</b>	<b>26.79</b>	<b>62,19,496</b>	<b>30.87</b>	<b>73,21,045</b>	<b>31.97</b>
	<b>TOTAL (STATE &amp; UTs)</b>	<b>14,19,92,236</b>	<b>29.81</b>	<b>14,82,07,247</b>	<b>27.68</b>	<b>15,55,55,423</b>	<b>27.82</b>

**STATEMENT NO. 7.3: BUDGETED EXPENDITURE ON UNIVERSITY/SCHOLARSHIP/DL EDUCATION (REVENUE ACCOUNT)-  
GOVERNMENT COLLEGES**

(RUPEES IN THOUSANDS)

S. No.	STATE/UNION TERRITORY	2019-20 (ACTUAL)	% AGE TO TOTAL EXP. ON UNIVERSITY EDUCATION	2020-21 (REVISED ESTIMATE)	% AGE TO TOTAL EXP. ON UNIVERSITY EDUCATION	2021-22 (BUDGET ESTIMATE)	% AGE TO TOTAL EXP. ON UNIVERSITY EDUCATION
(1)	(2)	(3)	(4)	(5)	(6)	(7)	(8)
1	ANDHRA PRADESH	83,11,870	38.21	80,91,307	37.44	72,38,687	35.79
2	ARUNACHAL PRADESH	7,29,316	56.24	7,93,600	52.05	8,54,937	84.64
3	ASSAM	1,60,65,893	77.08	2,05,58,339	68.19	2,00,95,280	75.20
4	BIHAR	5,15,598	1.14	5,82,745	0.98	6,11,234	1.26
5	CHHATTISGARH	64,97,816	71.65	68,96,415	75.94	73,57,565	74.30
6	GOA	5,70,469	16.22	6,54,461	15.79	6,85,618	15.86
7	GUJARAT	14,98,077	7.15	16,23,383	7.24	18,67,987	9.97
8	HARYANA	73,95,683	34.11	77,07,800	36.91	1,06,35,000	42.02
9	HIMACHAL PRADESH	28,73,766	71.19	34,90,403	66.42	37,77,969	66.96
10	JHARKHAND	14,91,424	9.47	18,94,671	10.82	21,21,625	13.72
11	KARNATAKA	1,49,25,908	40.30	1,36,47,700	43.38	1,32,77,530	43.18
12	KERALA	43,45,688	17.03	48,57,971	19.94	63,15,059	20.92
13	MADHYA PRADESH	1,46,53,029	77.89	1,79,51,830	72.66	2,30,70,026	85.93
14	MAHARASHTRA	18,43,414	3.30	22,09,601	3.18	25,80,297	3.12
15	MANIPUR	25,56,332	86.71	40,60,130	92.49	46,66,530	92.94
16	MEGHALAYA	4,26,607	21.94	8,29,197	25.63	8,24,055	25.89
17	MIZORAM	20,15,469	93.67	19,65,674	93.41	17,44,774	95.39
18	NAGALAND	8,51,222	80.98	9,37,139	77.61	10,47,607	72.67
19	ODISHA	29,20,924	15.19	34,82,183	17.93	30,76,178	14.51
20	PUNJAB	20,68,047	27.58	18,83,289	19.43	24,18,412	24.51
21	RAJASTHAN	1,00,97,506	70.38	94,44,813	67.11	1,06,22,566	67.70
22	SIKKIM	7,94,589	100.00	6,29,911	100.00	6,77,998	100.00
23	TAMIL NADU	1,02,38,947	29.94	98,11,677	29.43	1,11,69,498	31.89
24	TELANGANA	69,67,513	53.70	73,80,893	52.22	75,74,723	50.66
25	TRIPURA	12,99,229	91.89	62,678	3.72	23,170	1.23
26	UTTAR PRADESH	31,24,268	13.23	32,08,463	12.24	45,53,669	13.99
27	UTTARAKHAND	24,99,949	53.48	28,53,167	55.40	31,59,081	56.72
28	WEST BENGAL	26,35,022	8.59	31,69,760	8.31	33,36,735	8.15
	<b>TOTAL STATES</b>	<b>13,02,13,575</b>	<b>28.37</b>	<b>14,06,79,200</b>	<b>27.30</b>	<b>15,53,83,810</b>	<b>28.98</b>
29	A & N ISLANDS	4,16,299	99.28	4,10,800	95.22	4,67,300	94.92
30	CHANDIGARH	9,35,717	63.34	8,47,915	59.91	9,60,607	62.37
31	DADRA & NAGAR HAVELI & DAMAN & DIU	81,687	100.00	91,119	100.00	1,67,830	100.00
32	DELHI		0.00		0.00	25,51,000	52.50
33	JAMMU & KASHMIR- UT	55,27,708	52.29	66,20,202	52.65	73,26,504	54.43
34	LADAKH	-		1,60,547	49.09	2,85,800	66.37
35	LAKSHADWEEP	1,29,948	100.00	1,44,500	100.00	1,65,000	100.00
36	PUDUCHERRY	10,72,073	87.09	11,61,595	75.49	12,32,368	69.20
	<b>TOTAL U.T.</b>	<b>81,63,432</b>	<b>46.92</b>	<b>94,36,678</b>	<b>46.84</b>	<b>1,31,56,409</b>	<b>57.46</b>
	<b>TOTAL (STATE &amp; UTs)</b>	<b>13,83,77,007</b>	<b>29.05</b>	<b>15,01,15,878</b>	<b>28.03</b>	<b>16,85,40,219</b>	<b>30.14</b>

**STATEMENT NO. 7.4: BUDGETED EXPENDITURE ON UNIVERSITY/SCHOLARSHIP/DL EDUCATION (REVENUE ACCOUNT)- ASSISTANCE TO NON-GOVT. COLLEGES**

(RUPEES IN THOUSANDS)

S. No.	STATE/UNION TERRITORY	2019-20 (ACTUAL)	% AGE TO TOTAL EXP. ON UNIVERSITY EDUCATION	2020-21 (REVISED ESTIMATE)	% AGE TO TOTAL EXP. ON UNIVERSITY EDUCATION	2021-22 (BUDGET ESTIMATE)	% AGE TO TOTAL EXP. ON UNIVERSITY EDUCATION
(1)	(2)	(3)	(4)	(5)	(6)	(7)	(8)
1	ANDHRA PRADESH	71,44,921	32.85	54,00,966	24.99	65,72,697	32.50
2	ARUNACHAL PRADESH		0.00		0.00		0.00
3	ASSAM	63,955	0.31	1,74,192	0.58	96,332	0.36
4	BIHAR	53,263	0.12	1,26,07,601	21.25	26,12,600	5.39
5	CHHATTISGARH	5,55,570	6.13	5,83,460	6.42	5,90,010	5.96
6	GOA	19,42,306	55.22	20,08,700	48.45	22,34,500	51.70
7	GUJARAT	1,08,61,824	51.86	1,19,82,891	53.43	72,14,331	38.50
8	HARYANA	68,00,000	31.37	70,00,000	33.52	69,00,000	27.26
9	HIMACHAL PRADESH	1,57,745	3.91	1,85,000	3.52	1,85,000	3.28
10	JHARKHAND		0.00		0.00		0.00
11	KARNATAKA	1,23,25,310	33.27	95,77,600	30.44	91,19,900	29.66
12	KERALA	1,03,15,420	40.42	89,86,295	36.89	1,29,75,861	42.98
13	MADHYA PRADESH		0.00		0.00		0.00
14	MAHARAHSTRA	4,89,29,923	87.47	6,03,63,666	86.93	7,12,24,508	86.03
15	MANIPUR	3,14,313	10.66	1,28,800	2.93	1,28,800	2.57
16	MEGHALAYA	14,57,988	74.98	21,70,311	67.08	21,09,715	66.27
17	MIZORAM	3,078	0.14	3,390	0.16	5,050	0.28
18	NAGALAND	26,500	2.52	26,500	2.19	26,500	1.84
19	ODISHA	96,04,445	49.95	94,50,865	48.66	1,05,32,800	49.67
20	PUNJAB	23,89,369	31.87	30,00,000	30.95	28,50,000	28.88
21	RAJASTHAN	2,549	0.02	2	0.00	10,001	0.06
22	SIKKIM		0.00		0.00		0.00
23	TAMIL NADU	1,49,20,354	43.64	1,60,16,638	48.03	1,66,67,218	47.59
24	TELANGANA	11,26,173	8.68	12,91,593	9.14	13,30,341	8.90
25	TRIPURA		0.00		0.00		0.00
26	UTTAR PRADESH	1,84,71,343	78.19	2,07,26,280	79.06	2,53,03,994	77.72
27	UTTARAKHAND	9,70,489	20.76	10,09,393	19.60	10,65,267	19.13
28	WEST BENGAL	1,63,63,175	53.32	2,20,15,111	57.68	2,24,35,249	54.77
	<b>TOTAL STATES</b>	<b>16,48,00,013</b>	<b>35.91</b>	<b>19,47,09,254</b>	<b>37.78</b>	<b>20,21,90,674</b>	<b>37.71</b>
29	A & N ISLANDS		0.00		0.00		0.00
30	CHANDIGARH	5,34,991	36.22	5,60,000	39.56	5,72,000	37.14
31	DADRA & NAGAR HAVELI & DAMAN & DIU		0.00		0.00		0.00
32	DELHI	23,50,000	67.36	27,83,000	76.83	5,000	0.10
33	JAMMU & KASHMIR- UT	13,69,255	12.95	4,87,322	3.88	4,79,348	3.56
34	LADAKH				0.00		0.00
35	LAKSHADWEEP		0.00		0.00		0.00
36	PUDUCHERRY		0.00		0.00		0.00
	<b>TOTAL U.T.</b>	<b>42,54,246</b>	<b>24.45</b>	<b>38,30,322</b>	<b>19.01</b>	<b>10,56,348</b>	<b>4.61</b>
	<b>TOTAL (STATE &amp; UTs)</b>	<b>16,90,54,259</b>	<b>35.49</b>	<b>19,85,39,576</b>	<b>37.08</b>	<b>20,32,47,022</b>	<b>36.35</b>

**STATEMENT NO. 7.5: BUDGETED EXPENDITURE ON UNIVERSITY/SCHOLARSHIP/DL EDUCATION (REVENUE ACCOUNT)- SCHOLARSHIPS**

(RUPEES IN THOUSANDS)

S. No.	STATE/UNION TERRITORY	2019-20 (ACTUAL)	% AGE TO TOTAL EXP. ON UNIVERSITY EDUCATION	2020-21 (REVISED ESTIMATE)	% AGE TO TOTAL EXP. ON UNIVERSITY EDUCATION	2021-22 (BUDGET ESTIMATE)	% AGE TO TOTAL EXP. ON UNIVERSITY EDUCATION
(1)	(2)	(3)	(4)	(5)	(6)	(7)	(8)
1	ANDHRA PRADESH	29,360	0.13	4,418	0.02	17,072	0.08
2	ARUNACHAL PRADESH	-	0.00	-	0.00	100	0.01
3	ASSAM	3,684	0.02	4,208	0.01	4,140	0.02
4	BIHAR	52,61,604	11.64	57,50,000	9.69	22,20,000	4.58
5	CHHATTISGARH	1,20,121	1.32	60,400	0.67	60,400	0.61
6	GOA		0.00		0.00		0.00
7	GUJARAT	25,00,000	11.94	28,20,000	12.57	28,70,000	15.32
8	HARYANA	11,428	0.05	13,000	0.06	18,000	0.07
9	HIMACHAL PRADESH		0.00		0.00		0.00
10	JHARKHAND		0.00		0.00		0.00
11	KARNATAKA	3,51,363	0.95	3,89,500	1.24	3,81,000	1.24
12	KERALA	93,298	0.37	75,452	0.31	1,24,952	0.41
13	MADHYA PRADESH	867	0.00	8,004	0.03	5,004	0.02
14	MAHARAHSTRA	7,977	0.01	19,736	0.03	17,472	0.02
15	MANIPUR	500	0.02	15,100	0.34	15,600	0.31
16	MEGHALAYA	2,411	0.12	94,447	2.92	1,00,940	3.17
17	MIZORAM	85,634	3.98	77,365	3.68	30,779	1.68
18	NAGALAND	29,977	2.85	30,000	2.48	30,000	2.08
19	ODISHA	1,80,633	0.94	4,90,500	2.53	8,49,091	4.00
20	PUNJAB	1,997	0.03	301	0.00	501	0.01
21	RAJASTHAN	61,956	0.43	1,60,100	1.14	2,00,100	1.28
22	SIKKIM		0.00		0.00		0.00
23	TAMIL NADU	47,534	0.14	51,246	0.15	52,895	0.15
24	TELANGANA		0.00	400	0.00	400	0.00
25	TRIPURA	5,248	0.37	7,489	0.44	7,400	0.39
26	UTTAR PRADESH		0.00		0.00		0.00
27	UTTARAKHAND	-	0.00	-	0.00	-	0.00
28	WEST BENGAL		0.00		0.00		0.00
	<b>TOTAL STATES</b>	<b>87,95,592</b>	<b>1.92</b>	<b>1,00,71,666</b>	<b>1.95</b>	<b>70,05,846</b>	<b>1.31</b>
29	A & N ISLANDS	3,000	0.72	20,600	4.78	25,000	5.08
30	CHANDIGARH		0.00		0.00		0.00
31	DADRA & NAGAR HAVELI & DAMAN & DIU		0.00		0.00		0.00
32	DELHI		0.00		0.00		0.00
33	JAMMU & KASHMIR- UT		0.00		0.00		0.00
34	LADAKH				0.00		0.00
35	LAKSHADWEEP		0.00		0.00		0.00
36	PUDUCHERRY	1,58,813	12.90	2,76,983	18.00	4,00,300	22.48
	<b>TOTAL U.T.</b>	<b>1,61,813</b>	<b>0.93</b>	<b>2,97,583</b>	<b>1.48</b>	<b>4,25,300</b>	<b>1.86</b>
	<b>TOTAL (STATE &amp; UTs)</b>	<b>89,57,405</b>	<b>1.88</b>	<b>1,03,69,249</b>	<b>1.94</b>	<b>74,31,146</b>	<b>1.33</b>



**STATEMENT NO. 7.6: BUDGETED EXPENDITURE ON UNIVERSITY/SCHOLARSHIP/DL EDUCATION (REVENUE ACCOUNT)- OTHER EXPENDITURE**

(RUPEES IN THOUSANDS)

S. No.	STATE/UNION TERRITORY	2019-20 (ACTUAL)	% AGE TO TOTAL EXP. ON UNIVERSITY EDUCATION	2020-21 (REVISED ESTIMATE)	% AGE TO TOTAL EXP. ON UNIVERSITY EDUCATION	2021-22 (BUDGET ESTIMATE)	% AGE TO TOTAL EXP. ON UNIVERSITY EDUCATION
(1)	(2)	(3)	(4)	(5)	(6)	(7)	(8)
1	ANDHRA PRADESH	19,994	0.09	28,545	0.13	3,37,937	1.67
2	ARUNACHAL PRADESH	5,21,824	40.24	6,86,636	45.03	1,02,000	10.10
3	ASSAM	3,20,487	1.54	33,71,995	11.18	13,95,188	5.22
4	BIHAR	73,143	0.16	75,000	0.13	1,37,501	0.28
5	CHHATTISGARH	-	0.00	1,000	0.01	1,000	0.01
6	GOA	2,69,770	7.67	5,37,457	12.96	3,97,200	9.19
7	GUJARAT	4,14,714	1.98	4,34,900	1.94	7,66,033	4.09
8	HARYANA	10,03,125	4.63	5,37,600	2.57	7,91,100	3.13
9	HIMACHAL PRADESH	3,47,742	8.61	6,52,405	12.41	6,61,593	11.73
10	JHARKHAND		0.00		0.00		0.00
11	KARNATAKA	1,95,575	0.53	1,38,077	0.44	2,21,500	0.72
12	KERALA	11,99,259	4.70	15,35,089	6.30	5,59,531	1.85
13	MADHYA PRADESH	39,84,507	21.18	65,48,041	26.50	35,69,652	13.30
14	MAHARAHSTRA		0.00	1	0.00		0.00
15	MANIPUR	49,270	1.67	88,355	2.01	94,452	1.88
16	MEGHALAYA	27,486	1.41	63,170	1.95	60,600	1.90
17	MIZORAM		0.00	5,375	0.26		0.00
18	NAGALAND	5,116	0.49	74,080	6.13	1,74,080	12.08
19	ODISHA	20,78,069	10.81	12,80,705	6.59	17,13,500	8.08
20	PUNJAB	5,75,872	7.68	15,21,837	15.70	11,03,865	11.19
21	RAJASTHAN	8,88,583	6.19	12,57,214	8.93	13,22,539	8.43
22	SIKKIM		0.00		0.00		0.00
23	TAMIL NADU	403	0.00	2	0.00	1,200	0.00
24	TELANGANA	7,671	0.06	4,307	0.03	78,026	0.52
25	TRIPURA	8,973	0.63	14,852	0.88	13,911	0.74
26	UTTAR PRADESH	83,698	0.35	2,76,431	1.05	3,65,252	1.12
27	UTTARAKHAND	1,143	0.02	2,155	0.04	1,900	0.03
28	WEST BENGAL	2,87,671	0.94	2,75,949	0.72	10,67,840	2.61
	<b>TOTAL STATES</b>	<b>1,23,64,095</b>	<b>2.69</b>	<b>1,94,11,178</b>	<b>3.77</b>	<b>1,49,37,400</b>	<b>2.79</b>
29	A & N ISLANDS		0.00		0.00		0.00
30	CHANDIGARH		0.00		0.00		0.00
31	DADRA & NAGAR HAVELI & DAMAN & DIU		0.00		0.00		0.00
32	DELHI	1,04,772	3.00	1,38,900	3.83	6,42,600	13.22
33	JAMMU & KASHMIR- UT		0.00		0.00		0.00
34	LADAKH				0.00		0.00
35	LAKSHADWEEP		0.00		0.00		0.00
36	PUDUCHERRY		0.00	1,00,000	6.50	1,47,900	8.31
	<b>TOTAL U.T.</b>	<b>1,04,772</b>	<b>0.60</b>	<b>2,38,900</b>	<b>1.19</b>	<b>7,90,500</b>	<b>3.45</b>
	<b>TOTAL (STATE &amp; UTs)</b>	<b>1,24,68,867</b>	<b>2.62</b>	<b>1,96,50,078</b>	<b>3.67</b>	<b>1,57,27,900</b>	<b>2.81</b>

**STATEMENT NO. 8: BUDGETED EXPENDITURE ON TECHNICAL EDUCATION (REVENUE ACCOUNT)-  
TOTAL EXPENDITURE**

(RUPEES IN THOUSANDS)

S. No.	STATE/UNION TERRITORY	2019-20 (ACTUAL)	% AGE TO TOTAL EXP. ON EDUCATION	2020-21 (REVISED ESTIMATE)	% AGE TO TOTAL EXP. ON EDUCATION	2021-22 (BUDGET ESTIMATE)	% AGE TO TOTAL EXP. ON EDUCATION
(1)	(2)	(3)	(4)	(5)	(6)	(7)	(8)
1	Andhra Pradesh	39,96,335	1.95	47,55,623	2.45	41,16,375	2.01
2	Arunachal Pradesh	1,81,929	1.53	1,58,181	1.02	1,83,656	1.34
3	Assam	19,23,552	1.23	26,65,745	1.32	28,45,328	1.75
4	Bihar	17,07,178	1.23	26,91,060	1.34	32,76,911	1.64
5	Chhattisgarh	16,32,358	1.29	20,87,335	1.46	20,32,777	1.36
6	Goa	11,26,781	6.27	13,65,753	6.32	15,12,473	6.54
7	Gujarat	89,77,275	3.81	1,09,20,100	4.31	1,13,89,755	4.35
8	Haryana	52,93,212	3.93	65,86,229	4.59	67,38,411	3.96
9	Himachal Pradesh	6,24,207	1.13	8,75,937	1.39	8,36,999	1.17
10	Jharkhand	10,69,223	1.32	18,10,021	1.82	19,14,040	1.70
11	Karnataka	85,92,153	3.22	1,07,99,095	3.97	1,04,96,950	3.71
12	Kerala	97,74,632	5.47	89,72,308	5.68	1,28,58,732	5.84
13	Madhya Pradesh	47,64,407	1.74	51,63,375	1.84	56,53,709	1.84
14	Maharashtra	2,70,42,799	4.51	2,48,05,952	4.04	3,18,94,168	4.52
15	Manipur	1,65,380	1.52	2,60,468	1.45	2,65,448	1.33
16	Meghalaya	1,54,285	0.96	2,86,162	1.52	4,09,185	2.29
17	Mizoram	1,49,356	1.15	1,64,413	1.10	1,69,440	1.24
18	Nagaland	2,27,081	1.79	2,11,135	1.47	2,49,973	1.61
19	Odisha	24,23,388	1.78	26,94,153	1.84	28,28,278	1.72
20	Punjab	14,53,917	1.37	15,80,208	1.29	21,00,993	1.64
21	Rajasthan	18,52,915	0.61	21,57,695	0.66	24,48,524	0.63
22	Sikkim	1,31,328	1.02	1,58,244	1.21	1,51,109	1.15
23	Tamil Nadu	1,05,46,568	3.05	1,32,84,713	3.60	1,35,48,881	3.79
24	Telangana	33,26,608	3.14	27,12,342	2.52	27,50,283	2.31
25	Tripura	2,22,702	1.38	36,727	0.16	42,756	0.17
26	Uttar Pradesh	40,75,907	0.81	39,16,071	0.74	50,52,629	0.76
27	Uttarakhand	16,35,071	2.54	18,72,519	2.54	20,11,793	2.56
28	West Bengal	51,08,013	1.83	58,25,159	1.79	88,09,172	2.43
	<b>TOTAL STATES</b>	<b>10,81,78,560</b>	<b>2.45</b>	<b>11,88,16,723</b>	<b>2.50</b>	<b>13,65,88,748</b>	<b>2.60</b>
29	A & N ISLANDS	2,58,691	4.18	2,51,400	4.22	2,39,300	3.86
30	CHANDIGARH	9,94,763	14.76	9,57,200	14.94	11,07,900	15.98
31	DADRA & NAGAR HAVELI & DAMAN & DIU	1,93,404	5.67	1,78,984	8.29	2,50,100	9.40
32	DELHI	25,91,554	2.60	39,69,170	3.83	53,25,100	4.08
33	JAMMU & KASHMIR- UT	11,97,877	1.34	16,82,332	1.61	17,11,712	1.57
34	LADAKH	-	-	27,324	0.50	41,800	0.74
35	LAKSHADWEEP	-	0.00	-	0.00	-	0.00
36	PUDUCHERRY	8,78,235	11.30	9,42,492	10.82	11,37,097	11.82
	<b>TOTAL U.T.</b>	<b>61,14,524</b>	<b>2.85</b>	<b>80,08,902</b>	<b>3.36</b>	<b>98,13,009</b>	<b>3.61</b>
	<b>TOTAL (STATE &amp; UTs)</b>	<b>11,42,93,084</b>	<b>2.47</b>	<b>12,68,25,625</b>	<b>2.54</b>	<b>14,64,01,757</b>	<b>2.65</b>
	<b>CENTRAL TOTAL</b>	<b>14,97,57,100</b>	<b>17.14</b>	<b>14,37,37,200</b>	<b>16.94</b>	<b>16,09,39,200</b>	<b>17.27</b>
	<b>GRAND TOTAL</b>	<b>26,40,50,184</b>	<b>4.80</b>	<b>27,05,62,825</b>	<b>4.63</b>	<b>30,73,40,957</b>	<b>4.76</b>

**STATEMENT NO. 8.1: BUDGETED EXPENDITURE ON TECHNICAL EDUCATION (REVENUE ACCOUNT)-  
DIRECTION, INSPECTION & ADMINISTRATION**

(RUPEES IN THOUSANDS)

S. No.	STATE/UNION TERRITORY	2019-20 (ACTUAL)	% AGE TO TOTAL EXP. ON TECHNICAL EDUCATION	2020-21 (REVISED ESTIMATE)	% AGE TO TOTAL EXP. ON TECHNICAL EDUCATION	2021-22 (BUDGET ESTIMATE)	% AGE TO TOTAL EXP. ON TECHNICAL EDUCATION
(1)	(2)	(3)	(4)	(5)	(6)	(7)	(8)
1	Andhra Pradesh	83,171	2.08	68,086	1.43	61,477	1.49
2	Arunachal Pradesh		0.00		0.00		
3	Assam	3,28,823	17.09	3,54,280	13.29	2,28,143	8.02
4	Bihar	61,832	3.62	70,483	2.62	1,08,183	3.30
5	Chhattisgarh	57,151	3.50	49,140	2.35	49,220	2.42
6	Goa						
7	Gujarat	25,24,745	28.12	27,76,684	25.43	29,16,394	25.61
8	Haryana	88,926	1.68	1,38,260	2.10	1,40,161	2.08
9	Himachal Pradesh	22,102	3.54	31,300	3.57	34,510	4.12
10	Jharkhand	6,889	0.64	8,000	0.44	9,000	0.47
11	Karnataka	1,43,961	1.68	1,64,755	1.53	1,56,500	1.49
12	Kerala	2,07,338	2.12	1,74,925	1.95	3,05,526	2.38
13	Madhya Pradesh	1,25,267	2.63	1,37,773	2.67	1,41,895	2.51
14	Maharashtra	6,42,083	2.37	6,82,371	2.75	8,49,002	2.66
15	Manipur	3,898	2.36	9,358	3.59	9,358	3.53
16	Meghalaya	3,271	2.12	17,192	6.01	16,445	4.02
17	Mizoram	21,444	14.36	26,005	15.82	25,674	15.15
18	Nagaland	71,711	31.58	50,052	23.71	66,672	26.67
19	Odisha	1,00,358	4.14	1,13,566	4.22	1,11,348	3.94
20	Punjab	73,438	5.05	74,287	4.70	79,879	3.80
21	Rajasthan	1,39,664	7.54	1,47,933	6.86	1,62,743	6.65
22	Sikkim	1,31,328	100.00	1,58,244	100.00	1,51,109	100.00
23	Tamil Nadu	40,81,644	38.70	42,86,005	32.26	44,58,061	32.90
24	Telangana	44,352	1.33	52,316	1.93	55,567	2.02
25	Tripura						
26	Uttar Pradesh	1,65,988	4.07	1,38,255	3.53	1,86,719	3.70
27	Uttarakhand	44,171	2.70	51,373	2.74	55,340	2.75
28	West Bengal	93,815	1.84	1,06,283	1.82	1,12,595	1.28
	<b>TOTAL STATES</b>	<b>92,67,370</b>	<b>8.57</b>	<b>98,86,926</b>	<b>8.32</b>	<b>1,04,91,521</b>	<b>7.68</b>
29	<b>A &amp; N ISLANDS</b>						
30	CHANDIGARH	22,551	2.27	24,217	2.53	26,190	2.36
31	DADRA & NAGAR HAVELI & DAMAN & DIU	84,994	43.95	83,038	46.39		0.00
32	DELHI	1,17,102	4.52	1,31,170	3.30	1,33,750	2.51
33	JAMMU & KASHMIR- UT	11,97,877	100.00	16,82,332	100.00	17,11,712	100.00
34	LADAKH						
35	LAKSHADWEEP						
36	PUDUCHERRY	21,603	2.46	24,522	2.60	27,482	2.42
	<b>TOTAL U.T.</b>	<b>14,44,127</b>	<b>23.62</b>	<b>19,45,279</b>	<b>24.29</b>	<b>18,99,134</b>	<b>19.35</b>
	<b>TOTAL (STATE &amp; UTs)</b>	<b>1,07,11,497</b>	<b>9.37</b>	<b>1,18,32,205</b>	<b>9.33</b>	<b>1,23,90,655</b>	<b>8.46</b>

**STATEMENT NO. 8.2: BUDGETED EXPENDITURE ON TECHNICAL EDUCATION (REVENUE ACCOUNT)-  
TECHNICAL SCHOOLS**

(RUPEES IN THOUSANDS)

S. No.	STATE/UNION TERRITORY	2019-20 (ACTUAL)	% AGE TO TOTAL EXP. ON TECHNICAL EDUCATION	2020-21 (REVISED ESTIMATE)	% AGE TO TOTAL EXP. ON TECHNICAL EDUCATION	2021-22 (BUDGET ESTIMATE)	% AGE TO TOTAL EXP. ON TECHNICAL EDUCATION
(1)	(2)	(3)	(4)	(5)	(6)	(7)	(8)
1	Andhra Pradesh	-	0	-	0	-	0
2	Arunachal Pradesh	-	0	-	0	-	0
3	Assam	28,796	1.50	35,256	1.32	34,069	1.20
4	Bihar	7,567	0.44	11,188	0.42	11,108	0.34
5	Chhattisgarh	-	0.00	-	0.00	-	0.00
6	Goa	2,94,843	26.17	3,09,831	22.69	5,74,911	38.01
7	Gujarat	2,30,124	2.56	2,63,002	2.41	2,51,309	2.21
8	Haryana	-	0.00	-	0.00	-	0.00
9	Himachal Pradesh	-	0.00	-	0.00	-	0.00
10	Jharkhand	1,986	0.19	1,618	0.09	1,254	0.07
11	Karnataka	42,793	0.50	47,000	0.44	49,600	0.47
12	Kerala	7,20,221	7.37	6,11,356	6.81	9,80,169	7.62
13	Madhya Pradesh	-	0.00	-	0.00	-	0.00
14	Maharashtra	12,01,842	4.44	11,94,788	4.82	18,01,586	5.65
15	Manipur	-	0.00	-	0.00	-	0.00
16	Meghalaya	2,379	1.54	9,140	3.19	1,14,150	27.90
17	Mizoram	-	0.00	-	0.00	-	0.00
18	Nagaland	-	0.00	-	0.00	-	0.00
19	Odisha	8,859	0.37	10,313	0.38	10,837	0.38
20	Punjab	-	0.00	-	0.00	-	0.00
21	Rajasthan	-	0.00	-	0.00	-	0.00
22	Sikkim	-	0.00	-	0.00	-	0.00
23	Tamil Nadu	-	0.00	-	0.00	-	0.00
24	Telangana	-	0.00	-	0.00	-	0.00
25	Tripura	234	0.11	349	0.95	620	1.45
26	Uttar Pradesh	-	0.00	-	0.00	-	0.00
27	Uttarakhand	-	0.00	-	0.00	-	0.00
28	West Bengal	33,780	0.66	42,062	0.72	48,022	0.55
	<b>TOTAL STATES</b>	<b>25,73,424</b>	<b>2.38</b>	<b>25,35,903</b>	<b>2.13</b>	<b>38,77,635</b>	<b>2.84</b>
29	A & N ISLANDS	-	0.00	-	0.00	-	0.00
30	CHANDIGARH	-	0.00	-	0.00	-	0.00
31	DADRA & NAGAR HAVELI & DAMAN & DIU	-	0.00	-	0.00	-	0.00
32	DELHI	-	0.00	-	0.00	-	0.00
33	JAMMU & KASHMIR- UT	-	0.00	-	0.00	-	0.00
34	LADAKH	-		-		-	
35	LAKSHADWEEP	-		-		-	
36	PUDUCHERRY	17,209	1.96	18,400	1.95	20,427	1.80
	<b>TOTAL U.T.</b>	<b>17,209</b>	<b>0.28</b>	<b>18,400</b>	<b>0.23</b>	<b>20,427</b>	<b>0.21</b>
	<b>TOTAL (STATE &amp; UTs)</b>	<b>25,90,633</b>	<b>2.27</b>	<b>25,54,303</b>	<b>2.01</b>	<b>38,98,062</b>	<b>2.66</b>

**STATEMENT NO. 8.3: BUDGETED EXPENDITURE ON TECHNICAL EDUCATION (REVENUE ACCOUNT)-  
POLYTECHNICS**

(RUPEES IN THOUSANDS)

S. No.	STATE/UNION TERRITORY	2019-20 (ACTUAL)	% AGE TO TOTAL EXP. ON TECHNICAL EDUCATION	2020-21 (REVISED ESTIMATE)	% AGE TO TOTAL EXP. ON TECHNICAL EDUCATION	2021-22 (BUDGET ESTIMATE)	% AGE TO TOTAL EXP. ON TECHNICAL EDUCATION
(1)	(2)	(3)	(4)	(5)	(6)	(7)	(8)
1	Andhra Pradesh	33,36,843	83.50	31,57,839	66.40	23,07,095	56.05
2	Arunachal Pradesh	1,61,909	89.00	1,52,380	96.33	1,77,156	96.46
3	Assam	9,44,599	49.11	13,99,548	52.50	16,28,704	57.24
4	Bihar	8,85,585	51.87	11,61,295	43.15	16,11,816	49.19
5	Chhattisgarh	9,50,606	58.24	13,06,595	62.60	12,58,627	61.92
6	Goa	4,16,391	36.95	5,31,596	38.92	4,57,929	30.28
7	Gujarat	30,41,776	33.88	41,46,158	37.97	39,62,787	34.79
8	Haryana	21,39,950	40.43	23,50,995	35.70	28,33,250	42.05
9	Himachal Pradesh	4,27,373	68.47	5,26,328	60.09	5,51,994	65.95
10	Jharkhand	5,52,741	51.70	8,17,369	45.16	8,76,473	45.79
11	Karnataka	35,07,513	40.82	44,06,695	40.81	43,93,500	41.86
12	Kerala	24,40,902	24.97	21,40,652	23.86	33,07,609	25.72
13	Madhya Pradesh	15,98,372	33.55	18,77,515	36.36	21,46,978	37.97
14	Maharashtra	48,93,209	18.09	52,26,883	21.07	61,00,565	19.13
15	Manipur	94,977	57.43	1,60,760	61.72	1,60,740	60.55
16	Meghalaya	1,41,999	92.04	2,39,930	83.84	2,60,180	63.58
17	Mizoram	1,27,912	85.64	1,38,408	84.18	1,43,766	84.85
18	Nagaland	1,49,352	65.77	1,44,583	68.48	1,66,801	66.73
19	Odisha	8,10,050	33.43	9,02,696	33.51	9,13,138	32.29
20	Punjab	11,17,269	76.85	12,28,429	77.74	13,00,891	61.92
21	Rajasthan	15,35,918	82.89	17,64,535	81.78	19,95,217	81.49
22	Sikkim						
23	Tamil Nadu	28,97,672	27.48	47,03,294	35.40	43,30,272	31.96
24	Telangana	21,53,930	64.75	17,87,449	65.90	17,96,862	65.33
25	Tripura	71,678	32.19	30,668	83.50	38,280	89.53
26	Uttar Pradesh	25,52,406	62.62	24,12,598	61.61	31,91,142	63.16
27	Uttarakhand	9,59,900	58.71	11,54,995	61.68	12,50,452	62.16
28	West Bengal	18,29,935	35.82	24,25,650	41.64	26,78,453	30.41
	<b>TOTAL STATES</b>	<b>3,97,40,767</b>	<b>36.74</b>	<b>4,62,95,843</b>	<b>38.96</b>	<b>4,98,40,677</b>	<b>36.49</b>
29	A & N ISLANDS	2,58,691	100.00	2,51,400	100.00	2,39,300	100.00
30	CHANDIGARH	1,86,103	18.71	1,73,850	18.16	1,87,960	16.97
31	DADRA & NAGAR HAVELI & DAMAN & DIU	92,850	48.01	78,813	44.03	2,26,700	90.64
32	DELHI	10,51,139	40.56	18,20,070	45.86	15,74,300	29.56
33	JAMMU & KASHMIR- UT						
34	LADAKH			27,324	100.00	41,800	100.00
35	LAKSHADWEEP						
36	PUDUCHERRY	3,48,428	39.67	3,62,269	38.44	4,63,074	40.72
	<b>TOTAL U.T.</b>	<b>19,37,211</b>	<b>31.68</b>	<b>27,13,726</b>	<b>33.88</b>	<b>27,33,134</b>	<b>27.85</b>
	<b>TOTAL (STATE &amp; UTs)</b>	<b>4,16,77,978</b>	<b>36.47</b>	<b>4,90,09,569</b>	<b>38.64</b>	<b>5,25,73,811</b>	<b>35.91</b>

**STATEMENT NO. 8.4: BUDGETED EXPENDITURE ON TECHNICAL EDUCATION (REVENUE ACCOUNT)-  
ASSISTANCE TO UNIVERSITIES FOR TECHNICAL EDUCATION**

(RUPEES IN THOUSANDS)

S. No.	STATE/UNION TERRITORY	2019-20 (ACTUAL)	% AGE TO TOTAL EXP. ON TECHNICAL EDUCATION	2020-21 (REVISED ESTIMATE)	% AGE TO TOTAL EXP. ON TECHNICAL EDUCATION	2021-22 (BUDGET ESTIMATE)	% AGE TO TOTAL EXP. ON TECHNICAL EDUCATION
(1)	(2)	(3)	(4)	(5)	(6)	(7)	(8)
1	Andhra Pradesh	5,35,968	13.41	15,02,787	31.60	16,75,781	40.71
2	Arunachal Pradesh						
3	Assam						
4	Bihar	36,160	2.12	40,001	1.49	40,001	1.22
5	Chhattisgarh			10,000	0.48	35,000	1.72
6	Goa						
7	Gujarat						
8	Haryana	22,50,000	42.51	30,30,454	46.01	26,42,500	39.22
9	Himachal Pradesh						
10	Jharkhand						
11	Karnataka						
12	Kerala	16,58,819	16.97	18,43,502	20.55	23,05,800	17.93
13	Madhya Pradesh						0.00
14	Maharashtra	1,12,990	0.42	1,90,838	0.77	2,50,897	0.79
15	Manipur	66,505	40.21	90,000	34.55	95,000	35.79
16	Meghalaya						
17	Mizoram						
18	Nagaland						
19	Odisha						
20	Punjab					3,12,800	14.89
21	Rajasthan	34,999	1.89	38,000	1.76	29,502	1.20
22	Sikkim						
23	Tamil Nadu	8,58,185	8.14	10,96,604	8.25	11,16,279	8.24
24	Telangana	11,14,309	33.50	8,47,165	31.23	8,72,580	31.73
25	Tripura						
26	Uttar Pradesh						
27	Uttarakhand						
28	West Bengal	35,699	0.70	41,940	0.72	53,802	0.61
	<b>TOTAL STATES</b>	<b>67,03,634</b>	<b>6.20</b>	<b>87,31,291</b>	<b>7.35</b>	<b>94,29,942</b>	<b>6.90</b>
29	A & N ISLANDS						
30	CHANDIGARH						
31	DADRA & NAGAR HAVELI & DAMAN & DIU						
32	DELHI	2,80,325	10.82	4,50,000	11.34	12,20,000	22.91
33	JAMMU & KASHMIR- UT						
34	LADAKH						
35	LAKSHADWEEP						
36	PUDUCHERRY						
	<b>TOTAL U.T.</b>	<b>2,80,325</b>	<b>4.58</b>	<b>4,50,000</b>	<b>5.62</b>	<b>12,20,000</b>	<b>12.43</b>
	<b>TOTAL (STATE &amp; UTs)</b>	<b>69,83,959</b>	<b>6.11</b>	<b>91,81,291</b>	<b>7.24</b>	<b>1,06,49,942</b>	<b>7.27</b>

**STATEMENT NO. 8.5: BUDGETED EXPENDITURE ON TECHNICAL EDUCATION (REVENUE ACCOUNT)- ASSISTANCE TO NON- GOVT. TECHNICAL COLLEGES AND INSTITUTIONS**

(RUPEES IN THOUSANDS)

S. No.	STATE/UNION TERRITORY	2019-20 (ACTUAL)	% AGE TO TOTAL EXP. ON TECHNICAL EDUCATION	2020-21 (REVISED ESTIMATE)	% AGE TO TOTAL EXP. ON TECHNICAL EDUCATION	2021-22 (BUDGET ESTIMATE)	% AGE TO TOTAL EXP. ON TECHNICAL EDUCATION
(1)	(2)	(3)	(4)	(5)	(6)	(7)	(8)
1	Andhra Pradesh	8,353	0.21	6,051	0.13	5,299	0.13
2	Arunachal Pradesh						
3	Assam						
4	Bihar						
5	Chhattisgarh						
6	Goa						
7	Gujarat						
8	Haryana	3,19,979	6.05	4,70,000	7.14	4,80,000	7.12
9	Himachal Pradesh						
10	Jharkhand			2,24,000	12.38	2,50,000	13.06
11	Karnataka	41,04,761	47.77	51,77,980	47.95	32,53,300	30.99
12	Kerala	12,03,814	12.32	10,63,193	11.85	17,25,101	13.42
13	Madhya Pradesh	25,04,072	52.56	26,19,975	50.74	27,04,806	47.84
14	Maharashtra	1,01,42,666	37.51	1,19,41,811	48.14	1,31,71,122	41.30
15	Manipur						
16	Meghalaya						
17	Mizoram						
18	Nagaland						
19	Odisha						
20	Punjab						
21	Rajasthan	1,03,001	5.56	1,42,493	6.60	1,84,811	7.55
22	Sikkim						
23	Tamil Nadu	6,30,581	5.98	7,87,791	5.93	6,25,585	4.62
24	Telangana						
25	Tripura						
26	Uttar Pradesh	3,04,307	7.47	2,66,115	6.80	2,94,498	5.83
27	Uttarakhand	30,000	1.83	25,650	1.37	27,000	1.34
28	West Bengal						
	<b>TOTAL STATES</b>	<b>1,93,51,534</b>	<b>17.89</b>	<b>2,27,25,059</b>	<b>19.13</b>	<b>2,27,21,522</b>	<b>16.63</b>
29	A & N ISLANDS						
30	CHANDIGARH						
31	DADRA & NAGAR HAVELI & DAMAN & DIU						
32	DELHI	5,934	0.23	7,835	0.20	8,000	0.15
33	JAMMU & KASHMIR- UT						
34	LADAKH						
35	LAKSHADWEEP						
36	PUDUCHERRY						
	<b>TOTAL U.T.</b>	<b>5,934</b>	<b>0.10</b>	<b>7,835</b>	<b>0.10</b>	<b>8,000</b>	<b>0.08</b>
	<b>TOTAL (STATE &amp; UTs)</b>	<b>1,93,57,468</b>	<b>16.94</b>	<b>2,27,32,894</b>	<b>17.92</b>	<b>2,27,29,522</b>	<b>15.53</b>

**STATEMENT NO. 8.6: BUDGETED EXPENDITURE ON TECHNICAL EDUCATION (REVENUE ACCOUNT)-  
ENGINEERING COLLEGES AND INSTITUTIONS**

(RUPEES IN THOUSANDS)

S. No.	STATE/UNION TERRITORY	2019-20 (ACTUAL)	% AGE TO TOTAL EXP. ON TECHNICAL EDUCATION	2020-21 (REVISED ESTIMATE)	% AGE TO TOTAL EXP. ON TECHNICAL EDUCATION	2021-22 (BUDGET ESTIMATE)	% AGE TO TOTAL EXP. ON TECHNICAL EDUCATION
(1)	(2)	(3)	(4)	(5)	(6)	(7)	(8)
1	Andhra Pradesh	1,567	0.04	174	0.00	1,171	0.03
2	Arunachal Pradesh		0.00		0.00		0.00
3	Assam	6,12,756	31.86	8,54,806	32.07	9,38,151	32.97
4	Bihar	6,92,294	40.55	11,48,093	42.66	13,75,703	41.98
5	Chhattisgarh	5,44,638	33.37	6,58,400	31.54	6,26,730	30.83
6	Goa	4,15,547	36.88	5,24,326	38.39	4,79,633	31.71
7	Gujarat	27,42,863	30.55	32,08,514	29.38	35,67,942	31.33
8	Haryana	4,31,501	8.15	5,62,520	8.54	5,64,500	8.38
9	Himachal Pradesh	1,69,365	27.13	2,78,384	31.78	2,44,671	29.23
10	Jharkhand	4,51,274	42.21	6,59,034	36.41	6,77,313	35.39
11	Karnataka	4,39,466	5.11	6,39,465	5.92	22,54,950	21.48
12	Kerala	29,79,925	30.49	28,82,208	32.12	38,40,626	29.87
13	Madhya Pradesh	4,63,520	9.73	4,86,691	9.43	5,79,909	10.26
14	Maharashtra	19,10,295	7.06	19,78,107	7.97	23,51,621	7.37
15	Manipur		0.00		0.00		0.00
16	Meghalaya	-	0.00		0.00		0.00
17	Mizoram		0.00		0.00		0.00
18	Nagaland		0.00		0.00		0.00
19	Odisha	8,27,297	34.14	10,07,247	37.39	10,74,341	37.99
20	Punjab		0.00		0.00		0.00
21	Rajasthan	-	0.00	-	0.00	-	0.00
22	Sikkim		0.00		0.00		0.00
23	Tamil Nadu	15,58,334	14.78	19,01,979	14.32	24,86,593	18.35
24	Telangana	2,755	0.08	14,412	0.53	14,274	0.52
25	Tripura	1,49,586	67.17	3,160	8.60		0.00
26	Uttar Pradesh	9,33,766	22.91	9,66,767	24.69	12,35,746	24.46
27	Uttarakhand	6,01,000	36.76	6,40,501	34.21	6,79,001	33.75
28	West Bengal	5,86,195	11.48	7,19,226	12.35	7,67,555	8.71
	<b>TOTAL STATES</b>	<b>1,65,13,944</b>	<b>15.27</b>	<b>1,91,34,014</b>	<b>16.10</b>	<b>2,37,60,430</b>	<b>17.40</b>
29	A & N ISLANDS		0.00		0.00		0.00
30	CHANDIGARH	7,86,109	79.02	7,59,133	79.31	8,93,750	80.67
31	DADRA & NAGAR HAVELI & DAMAN & DIU	12,449	6.44	13,803	7.71	21,800	8.72
32	DELHI	11,35,977	43.83	15,52,030	39.10	23,36,350	43.87
33	JAMMU & KASHMIR- UT						
34	LADAKH						
35	LAKSHADWEEP						
36	PUDUCHERRY	4,90,995	55.91	5,37,191	57.00	6,25,989	55.05
	<b>TOTAL U.T.</b>	<b>24,25,530</b>	<b>39.67</b>	<b>28,62,157</b>	<b>35.74</b>	<b>38,77,889</b>	<b>39.52</b>
	<b>TOTAL (STATE &amp; UTs)</b>	<b>1,89,39,474</b>	<b>16.57</b>	<b>2,19,96,171</b>	<b>17.34</b>	<b>2,76,38,319</b>	<b>18.88</b>



**STATEMENT NO. 8.7: BUDGETED EXPENDITURE ON TECHNICAL EDUCATION (REVENUE ACCOUNT)-  
SCHOLARSHIPS**

(RUPEES IN THOUSANDS)

S. No.	STATE/UNION TERRITORY	2019-20 (ACTUAL)	% AGE TO TOTAL EXP. ON TECHNICAL EDUCATION	2020-21 (REVISED ESTIMATE)	% AGE TO TOTAL EXP. ON TECHNICAL EDUCATION	2021-22 (BUDGET ESTIMATE)	% AGE TO TOTAL EXP. ON TECHNICAL EDUCATION
(1)	(2)	(3)	(4)	(5)	(6)	(7)	(8)
1	Andhra Pradesh	7,185	0.18	1,446	0.03	10,688	0.26
2	Arunachal Pradesh		0.00		0.00		0.00
3	Assam	8,578	0.45	21,855	0.82	16,261	0.57
4	Bihar		0.00		0.00		0.00
5	Chhattisgarh	1,644	0.10	2,200	0.11	2,200	0.11
6	Goa		0.00		0.00		0.00
7	Gujarat		0.00		0.00		0.00
8	Haryana	9,774	0.18	7,000	0.11	10,000	0.15
9	Himachal Pradesh		0.00		0.00		0.00
10	Jharkhand		0.00		0.00		0.00
11	Karnataka	2,42,384	2.82	2,55,400	2.37	2,70,000	2.57
12	Kerala		0.00	1	0.00	1	0.00
13	Madhya Pradesh		0.00		0.00		0.00
14	Maharashtra	79,14,176	29.27	34,71,009	13.99	71,32,017	22.36
15	Manipur		0.00	350	0.13	350	0.13
16	Meghalaya	3,004	1.95	12,400	4.33	11,410	2.79
17	Mizoram		0.00		0.00		0.00
18	Nagaland	6,018	2.65	16,500	7.81	16,500	6.60
19	Odisha		0.00		0.00		0.00
20	Punjab	10	0.00	25	0.00	30	0.00
21	Rajasthan	19,808	1.07	20,000	0.93	25,000	1.02
22	Sikkim		0.00		0.00		0.00
23	Tamil Nadu	-	0.00	120	0.00	120	0.00
24	Telangana		0.00	1,000	0.04	1,000	0.04
25	Tripura	679	0.30	1,332	3.63	2,516	5.88
26	Uttar Pradesh		0.00		0.00		0.00
27	Uttarakhand	-	0.00	-	0.00	-	0.00
28	West Bengal		0.00		0.00		0.00
	<b>TOTAL STATES</b>	<b>82,13,260</b>	<b>7.59</b>	<b>38,10,638</b>	<b>3.21</b>	<b>74,98,093</b>	<b>5.49</b>
29	A & N ISLANDS		0.00		0.00		0.00
30	CHANDIGARH		0.00		0.00		0.00
31	DADRA & NAGAR HAVELI & DAMAN & DIU		0.00		0.00		0.00
32	DELHI		0.00		0.00		0.00
33	JAMMU & KASHMIR- UT		0.00		0.00		0.00
34	LADAKH						
35	LAKSHADWEEP						
36	PUDUCHERRY		0.00	110	0.01	125	0.01
	<b>TOTAL U.T.</b>		<b>0.00</b>	<b>110</b>	<b>0.00</b>	<b>125</b>	<b>0.00</b>
	<b>TOTAL (STATE &amp; UTs)</b>	<b>82,13,260</b>	<b>7.19</b>	<b>38,10,748</b>	<b>3.00</b>	<b>74,98,218</b>	<b>5.12</b>

**STATEMENT NO. 8.8: BUDGETED EXPENDITURE ON TECHNICAL EDUCATION (REVENUE ACCOUNT)-  
TRAINING**

(RUPEES IN THOUSANDS)

S. No.	STATE/UNION TERRITORY	2019-20 (ACTUAL)	% AGE TO TOTAL EXP. ON TECHNICAL EDUCATION	2020-21 (REVISED ESTIMATE)	% AGE TO TOTAL EXP. ON TECHNICAL EDUCATION	2021-22 (BUDGET ESTIMATE)	% AGE TO TOTAL EXP. ON TECHNICAL EDUCATION
(1)	(2)	(3)	(4)	(5)	(6)	(7)	(8)
1	Andhra Pradesh		0.00		0.00		0.00
2	Arunachal Pradesh		0.00		0.00		0.00
3	Assam		0.00		0.00		0.00
4	Bihar	19,702	1.15	70,000	2.60	50,000	1.53
5	Chhattisgarh		0.00		0.00		0.00
6	Goa		0.00		0.00		0.00
7	Gujarat	4,333	0.05	2,085	0.02	3,900	0.03
8	Haryana		0.00		0.00		0.00
9	Himachal Pradesh		0.00		0.00		0.00
10	Jharkhand	56,333	5.27	1,00,000	5.52	1,00,000	5.22
11	Karnataka		0.00		0.00		0.00
12	Kerala	1,78,072	1.82	1,48,548	1.66	2,19,320	1.71
13	Madhya Pradesh		0.00		0.00		0.00
14	Maharashtra	885	0.00	4	0.00	4,500	0.01
15	Manipur		0.00		0.00		0.00
16	Meghalaya	-	0.00		0.00		0.00
17	Mizoram		0.00		0.00		0.00
18	Nagaland		0.00		0.00		0.00
19	Odisha		0.00		0.00		0.00
20	Punjab		0.00		0.00		0.00
21	Rajasthan	-	0.00	-	0.00	-	0.00
22	Sikkim		0.00		0.00		0.00
23	Tamil Nadu		0.00		0.00		0.00
24	Telangana		0.00		0.00		0.00
25	Tripura		0.00		0.00		0.00
26	Uttar Pradesh		0.00		0.00		0.00
27	Uttarakhand	-	0.00	-	0.00	-	0.00
28	West Bengal	12,36,420	24.21	9,86,444	16.93	29,83,633	33.87
	<b>TOTAL STATES</b>	<b>14,95,745</b>	<b>1.38</b>	<b>13,07,081</b>	<b>1.10</b>	<b>33,61,353</b>	<b>2.46</b>
29	A & N ISLANDS		0.00		0.00		0.00
30	CHANDIGARH		0.00		0.00		0.00
31	DADRA & NAGAR HAVELI & DAMAN & DIU		0.00		0.00		0.00
32	DELHI	-	0.00	500	0.01	3,000	0.06
33	JAMMU & KASHMIR- UT		0.00		0.00		0.00
34	LADAKH						
35	LAKSHADWEEP						
36	PUDUCHERRY		0.00		0.00		0.00
	<b>TOTAL U.T.</b>	<b>-</b>	<b>0.00</b>	<b>500</b>	<b>0.00</b>	<b>3,000</b>	<b>0.00</b>
	<b>TOTAL (STATE &amp; UTs)</b>	<b>14,95,745</b>	<b>1.00</b>	<b>13,07,581</b>	<b>0.91</b>	<b>33,64,353</b>	<b>2.09</b>

**STATEMENT NO. 8.9: BUDGETED EXPENDITURE ON TECHNICAL EDUCATION (REVENUE ACCOUNT)-  
OTHER EXPENDITURE**

(RUPEES IN THOUSANDS)

S. No.	STATE/UNION TERRITORY	2019-20 (ACTUAL)	% AGE TO TOTAL EXP. ON TECHNICAL EDUCATION	2020-21 (REVISED ESTIMATE)	% AGE TO TOTAL EXP. ON TECHNICAL EDUCATION	2021-22 (BUDGET ESTIMATE)	% AGE TO TOTAL EXP. ON TECHNICAL EDUCATION
(1)	(2)	(3)	(4)	(5)	(6)	(7)	(8)
1	Andhra Pradesh	23,248	0.58	19,240	0.40	54,864	1.33
2	Arunachal Pradesh	20,020	11.00	5,801	3.67	6,500	3.54
3	Assam		0.00		0.00		0.00
4	Bihar	4,038	0.24	1,90,000	7.06	80,100	2.44
5	Chhattisgarh	78,319	4.80	61,000	2.92	61,000	3.00
6	Goa		0.00		0.00		0.00
7	Gujarat	4,33,434	4.83	5,23,657	4.80	6,87,423	6.04
8	Haryana	53,082	1.00	27,000	0.41	68,000	1.01
9	Himachal Pradesh	5,367	0.86	39,925	4.56	5,824	0.70
10	Jharkhand	-	0.00	-	0.00	-	0.00
11	Karnataka	1,11,275	1.30	1,07,800	1.00	1,19,100	1.13
12	Kerala	3,85,541	3.94	1,07,923	1.20	1,74,580	1.36
13	Madhya Pradesh	73,176	1.54	41,421	0.80	80,121	1.42
14	Maharashtra	2,24,653	0.83	1,20,141	0.48	2,32,858	0.73
15	Manipur		0.00		0.00		0.00
16	Meghalaya	3,632	2.35	7,500	2.62	7,000	1.71
17	Mizoram		0.00		0.00		0.00
18	Nagaland		0.00		0.00		0.00
19	Odisha	6,76,824	27.93	6,60,331	24.51	7,18,614	25.41
20	Punjab	2,63,200	18.10	2,77,467	17.56	4,07,393	19.39
21	Rajasthan	19,525	1.05	44,734	2.07	51,251	2.09
22	Sikkim		0.00		0.00		0.00
23	Tamil Nadu	5,20,152	4.93	5,08,920	3.83	5,31,971	3.93
24	Telangana	11,262	0.34	10,000	0.37	10,000	0.36
25	Tripura	525	0.24	1,218	3.32	1,340	3.13
26	Uttar Pradesh	1,19,440	2.93	1,32,336	3.38	1,44,524	2.86
27	Uttarakhand	-	0.00	-	0.00	-	0.00
28	West Bengal	12,92,169	25.30	15,03,554	25.81	21,65,112	24.58
	<b>TOTAL STATES</b>	<b>43,18,882</b>	<b>3.99</b>	<b>43,89,968</b>	<b>3.69</b>	<b>56,07,575</b>	<b>4.11</b>
29	A & N ISLANDS	-	0.00	-	0.00	-	0.00
30	CHANDIGARH	-	0.00	-	0.00	-	0.00
31	DADRA & NAGAR HAVELI & DAMAN & DIU	3,111	1.61	3,330	1.86	1,600	0.64
32	DELHI	1,077	0.04	7,565	0.19	49,700	0.93
33	JAMMU & KASHMIR- UT		0.00		0.00		0.00
34	LADAKH						0.00
35	LAKSHADWEEP						
36	PUDUCHERRY		0.00		0.00		0.00
	<b>TOTAL U.T.</b>	<b>4,188</b>	<b>0.07</b>	<b>10,895</b>	<b>0.14</b>	<b>51,300</b>	<b>0.52</b>
	<b>TOTAL (STATE &amp; UTs)</b>	<b>43,23,070</b>	<b>3.78</b>	<b>44,00,863</b>	<b>3.47</b>	<b>56,58,875</b>	<b>3.87</b>

**STATEMENT NO. 9: BUDGETED EXPENDITURE ON GENERAL EDUCATION (REVENUE ACCOUNT)-  
TOTAL EXPENDITURE**

(RUPEES IN THOUSANDS)

S. No.	STATE/UNION TERRITORY	2019-20 (ACTUAL)	% AGE TO TOTAL EXP. ON EDUCATION	2020-21 (REVISED ESTIMATE)	% AGE TO TOTAL EXP. ON EDUCATION	2021-22 (BUDGET ESTIMATE)	% AGE TO TOTAL EXP. ON EDUCATION
(1)	(2)	(3)	(4)	(5)	(6)	(7)	(8)
1	Andhra Pradesh	15,32,148	0.75	12,55,232	0.65	13,73,596	0.67
2	Arunachal Pradesh	1,27,887	1.07	1,32,068	0.85	1,60,890	1.18
3	Assam	10,26,903	0.66	18,43,821	0.91	6,55,599	0.40
4	Bihar	11,21,373	0.81	15,53,526	0.78	16,88,905	0.84
5	Chhattisgarh	2,16,476	0.17	5,47,365	0.38	5,78,399	0.39
6	Goa	93,718	0.52	1,27,905	0.59	1,07,951	0.47
7	Gujarat	25,35,086	1.08	22,28,073	0.88	30,18,029	1.15
8	Haryana	-	0.00	-	0.00	-	0.00
9	Himachal Pradesh	1,08,327	0.20	1,60,513	0.25	1,59,210	0.22
10	Jharkhand		0.00		0.00		0.00
11	Karnataka	15,73,256	0.59	12,16,267	0.45	12,91,800	0.46
12	Kerala	4,17,996	0.23	5,47,268	0.35	8,00,422	0.36
13	Madhya Pradesh	17,33,134	0.63	6,25,403	0.22	6,49,837	0.21
14	Maharashtra	23,06,676	0.38	28,40,398	0.46	66,55,005	0.94
15	Manipur	2,29,495	2.11	4,03,587	2.24	7,15,876	3.59
16	Meghalaya	2,97,580	1.85	6,56,276	3.50	5,85,586	3.27
17	Mizoram	1,88,028	1.45	2,43,667	1.63	1,91,943	1.41
18	Nagaland	-	0.00	70,000	0.49	-	0.00
19	Odisha	59,067	0.04	2,25,630	0.15	1,79,980	0.11
20	Punjab	3,78,219	0.36	4,10,742	0.33	4,01,376	0.31
21	Rajasthan	6,45,124	0.21	2,82,489	0.09	2,68,386	0.07
22	Sikkim	6,06,282	4.71	11,62,387	8.85	6,16,946	4.69
23	Tamil Nadu	2,63,72,039	7.63	3,62,51,455	9.83	1,92,68,622	5.39
24	Telangana	5,58,494	0.53	5,83,663	0.54	5,98,739	0.50
25	Tripura	1,57,445	0.98	85,335	0.37	96,787	0.37
26	Uttar Pradesh	11,46,020	0.23	13,47,325	0.26	17,37,124	0.26
27	Uttarakhand	2,09,614	0.33	2,37,173	0.32	2,49,988	0.32
28	West Bengal	41,01,509	1.47	26,50,775	0.82	36,62,299	1.01
	<b>TOTAL STATES</b>	<b>4,77,41,896</b>	<b>1.08</b>	<b>5,76,88,343</b>	<b>1.21</b>	<b>4,57,13,295</b>	<b>0.87</b>
29	A & N ISLANDS	1,04,050	1.68	1,06,600	1.79	1,09,500	1.77
30	CHANDIGARH	1,14,132	1.69	1,42,836	2.23	66,100	0.95
31	DADRA & NAGAR HAVELI & DAMAN & DIU	2,28,446	6.70	73,220	3.39	1,85,500	6.97
32	DELHI	15,99,696	1.61	16,01,015	1.55	23,89,400	1.83
33	JAMMU & KASHMIR- UT	1,72,493	0.19	1,75,073	0.17	1,97,960	0.18
34	LADAKH	-		11,581	0.21	19,000	0.34
35	LAKSHADWEEP	1,82,546	12.33	2,76,200	16.89	2,76,500	16.69
36	PUDUCHERRY	1,77,927	2.29	2,64,454	3.04	2,54,242	2.64
	<b>TOTAL U.T.</b>	<b>25,79,290</b>	<b>1.20</b>	<b>26,50,979</b>	<b>1.11</b>	<b>34,98,202</b>	<b>1.29</b>
	<b>TOTAL (STATE &amp; UTs)</b>	<b>5,03,21,186</b>	<b>1.09</b>	<b>6,03,39,322</b>	<b>1.21</b>	<b>4,92,11,497</b>	<b>0.89</b>
	<b>CENTRAL TOTAL</b>	<b>35,92,000</b>	<b>0.41</b>	<b>39,32,900</b>	<b>0.46</b>	<b>59,46,100</b>	<b>0.64</b>
	<b>GRAND TOTAL</b>	<b>5,39,13,186</b>	<b>0.98</b>	<b>6,42,72,222</b>	<b>1.10</b>	<b>5,51,57,597</b>	<b>0.85</b>

**STATEMENT NO. 9.1: BUDGETED EXPENDITURE ON GENERAL EDUCATION (REVENUE ACCOUNT)-  
DIRECTION & ADMINISTRATION**

(RUPEES IN THOUSANDS)

S. No.	STATE/UNION TERRITORY	2019-20 (ACTUAL)	% AGE TO TOTAL EXP. ON GENERAL EDUCATION	2020-21 (REVISED ESTIMATE)	% AGE TO TOTAL EXP. ON GENERAL EDUCATION	2021-22 (BUDGET ESTIMATE)	% AGE TO TOTAL EXP. ON GENERAL EDUCATION
(1)	(2)	(3)	(4)	(5)	(6)	(7)	(8)
1	Andhra Pradesh	7,06,492	46.11	6,89,596	54.94	7,34,944	53.51
2	Arunachal Pradesh	1,27,887	100.00	1,32,068	100.00	1,60,890	100.00
3	Assam	48,307	4.70	60,065	3.26	49,903	7.61
4	Bihar	1,51,310	13.49	1,99,895	12.87	1,89,690	11.23
5	Chhattisgarh	2,13,981	98.85	3,00,315	54.87	3,05,399	52.80
6	Goa	93,618	99.89	1,27,805	99.92	1,07,851	99.91
7	Gujarat	17,94,530	70.79	15,86,629	71.21	22,06,865	73.12
8	Haryana						
9	Himachal Pradesh		0.00		0.00		0.00
10	Jharkhand						
11	Karnataka		0.00		0.00		0.00
12	Kerala		0.00		0.00		0.00
13	Madhya Pradesh	15,30,209	88.29	3,70,010	59.16	3,68,802	56.75
14	Maharashtra	9,00,690	39.05	10,43,443	36.74	11,44,279	17.19
15	Manipur	1,46,108	63.67	1,84,859	45.80	4,09,562	57.21
16	Meghalaya	398	0.13	900	0.14	1,000	0.17
17	Mizoram	1,10,114	58.56	1,18,667	48.70	98,528	51.33
18	Nagaland	-		70,000	100.00	-	
19	Odisha	46,986	79.55	74,166	32.87	68,115	37.85
20	Punjab	3,78,020	99.95	3,97,941	96.88	3,91,111	97.44
21	Rajasthan	-	0.00	-	0.00	-	0.00
22	Sikkim	5,35,697	88.36	10,32,387	88.82	5,36,423	86.95
23	Tamil Nadu		0.00		0.00		0.00
24	Telangana	4,94,749	88.59	5,21,813	89.40	5,36,967	89.68
25	Tripura	1,57,445	100.00	85,335	100.00	96,787	100.00
26	Uttar Pradesh	50,007	4.36	49,599	3.68	65,547	3.77
27	Uttarakhand	1,94,530	92.80	2,22,790	93.94	2,34,708	93.89
28	West Bengal	18,01,234	43.92	4,19,035	15.81	9,29,143	25.37
	<b>TOTAL STATES</b>	<b>94,82,312</b>	<b>19.86</b>	<b>76,87,318</b>	<b>13.33</b>	<b>86,36,514</b>	<b>18.89</b>
29	A & N ISLANDS	94,402	90.73	95,300	89.40	98,200	89.68
30	CHANDIGARH	58,634	51.37	53,900	37.74	60,400	91.38
31	DADRA & NAGAR HAVELI & DAMAN & DIU	11,188	4.90	13,220	18.06		0.00
32	DELHI	5,42,561	33.92	5,27,915	32.97	7,00,000	29.30
33	JAMMU & KASHMIR- UT		0.00		0.00		0.00
34	LADAKH	-		11,581	100.00	19,000	100.00
35	LAKSHADWEEP	12,546	6.87	11,200	4.06	11,500	4.16
36	PUDUCHERRY	1,18,959	66.86	1,18,175	44.69	1,15,728	45.52
	<b>TOTAL U.T.</b>	<b>8,38,290</b>	<b>32.50</b>	<b>8,31,291</b>	<b>31.36</b>	<b>10,04,828</b>	<b>28.72</b>
	<b>TOTAL (STATE &amp; UTs)</b>	<b>1,03,20,602</b>	<b>20.51</b>	<b>85,18,609</b>	<b>14.12</b>	<b>96,41,342</b>	<b>19.59</b>

**STATEMENT NO. 9.2: BUDGETED EXPENDITURE ON GENERAL EDUCATION (REVENUE ACCOUNT)-  
SCHOLARSHIPS**

(RUPEES IN THOUSANDS)

S. No.	STATE/UNION TERRITORY	2019-20 (ACTUAL)	% AGE TO TOTAL EXP. ON GENERAL EDUCATION	2020-21 (REVISED ESTIMATE)	% AGE TO TOTAL EXP. ON GENERAL EDUCATION	2021-22 (BUDGET ESTIMATE)	% AGE TO TOTAL EXP. ON GENERAL EDUCATION
(1)	(2)	(3)	(4)	(5)	(6)	(7)	(8)
1	Andhra Pradesh		0.00		0.00		0.00
2	Arunachal Pradesh		0.00		0.00		0.00
3	Assam		0.00		0.00		0.00
4	Bihar		0.00		0.00		0.00
5	Chhattisgarh		0.00		0.00		0.00
6	Goa		0.00		0.00		0.00
7	Gujarat	3,492	0.14	4,000	0.18	5,000	0.17
8	Haryana						
9	Himachal Pradesh		0.00	56,618	35.27	37,500	23.55
10	Jharkhand						
11	Karnataka	798	0.05	800	0.07	800	0.06
12	Kerala		0.00		0.00		0.00
13	Madhya Pradesh	1,48,816	8.59	2,10,685	33.69	2,10,685	32.42
14	Maharashtra	34,386	1.49	22,055	0.78	42,059	0.63
15	Manipur		0.00	150	0.04		0.00
16	Meghalaya	1,80,229	60.56	4,99,326	76.08	4,27,086	72.93
17	Mizoram		0.00		0.00		0.00
18	Nagaland						
19	Odisha		0.00		0.00		0.00
20	Punjab	199	0.05	1,051	0.26	265	0.07
21	Rajasthan	-	0.00	-	0.00	-	0.00
22	Sikkim	70,585	11.64	1,30,000	11.18	80,523	13.05
23	Tamil Nadu		0.00		0.00		0.00
24	Telangana		0.00		0.00		0.00
25	Tripura		0.00		0.00		0.00
26	Uttar Pradesh		0.00		0.00		0.00
27	Uttarakhand	14	0.01	50	0.02	50	0.02
28	West Bengal	20,14,463	49.12	20,34,608	76.76	20,75,300	56.67
	<b>TOTAL STATES</b>	<b>24,52,982</b>	<b>5.14</b>	<b>29,59,343</b>	<b>5.13</b>	<b>28,79,268</b>	<b>6.30</b>
29	A & N ISLANDS	267	0.26	400	0.38	400	0.37
30	CHANDIGARH	55,498	48.63	88,936	62.26	5,700	8.62
31	DADRA & NAGAR HAVELI & DAMAN & DIU	1,26,610	55.42	49,950	68.22	50,000	26.95
32	DELHI	6,16,069	38.51	6,40,000	39.97	10,00,000	41.85
33	JAMMU & KASHMIR- UT	35,000	20.29	36,000	20.56	36,000	18.19
34	LADAKH				0.00		0.00
35	LAKSHADWEEP		0.00		0.00		0.00
36	PUDUCHERRY	1,690	0.95	5,027	1.90	3,024	1.19
	<b>TOTAL U.T.</b>	<b>8,35,134</b>	<b>32.38</b>	<b>8,20,313</b>	<b>30.94</b>	<b>10,95,124</b>	<b>31.31</b>
	<b>TOTAL (STATE &amp; UTs)</b>	<b>32,88,116</b>	<b>6.53</b>	<b>37,79,656</b>	<b>6.26</b>	<b>39,74,392</b>	<b>8.08</b>

**STATEMENT NO. 9.3: BUDGETED EXPENDITURE ON GENERAL EDUCATION (REVENUE ACCOUNT)-  
RESEARCH**

(RUPEES IN THOUSANDS)

S. No.	STATE/UNION TERRITORY	2019-20 (ACTUAL)	% AGE TO TOTAL EXP. ON GENERAL EDUCATION	2020-21 (REVISED ESTIMATE)	% AGE TO TOTAL EXP. ON GENERAL EDUCATION	2021-22 (BUDGET ESTIMATE)	% AGE TO TOTAL EXP. ON GENERAL EDUCATION
(1)	(2)	(3)	(4)	(5)	(6)	(7)	(8)
1	Andhra Pradesh		0.00		0.00		0.00
2	Arunachal Pradesh		0.00		0.00		0.00
3	Assam	6,59,975	64.27	13,45,142	72.95	2,92,999	44.69
4	Bihar	2,88,123	25.69	4,64,597	29.91	4,59,324	27.20
5	Chhattisgarh		0.00		0.00		0.00
6	Goa		0.00		0.00		0.00
7	Gujarat		0.00		0.00		0.00
8	Haryana						
9	Himachal Pradesh		0.00		0.00		0.00
10	Jharkhand						
11	Karnataka		0.00		0.00		0.00
12	Kerala	55,025	13.16	1,23,753	22.61	3,13,103	39.12
13	Madhya Pradesh		0.00		0.00		0.00
14	Maharashtra		0.00	2,475	0.09	4,900	0.07
15	Manipur		0.00		0.00		0.00
16	Meghalaya	-	0.00		0.00		0.00
17	Mizoram	6,099	3.24	7,300	3.00	2,943	1.53
18	Nagaland				0.00		
19	Odisha		0.00		0.00		0.00
20	Punjab		0.00		0.00		0.00
21	Rajasthan	42,913	6.65	6,432	2.28	7,625	2.84
22	Sikkim		0.00		0.00		0.00
23	Tamil Nadu		0.00		0.00		0.00
24	Telangana		0.00		0.00		0.00
25	Tripura		0.00		0.00		0.00
26	Uttar Pradesh	48,496	4.23	48,026	3.56	67,215	3.87
27	Uttarakhand	-	0.00	-	0.00	-	0.00
28	West Bengal		0.00		0.00		0.00
	<b>TOTAL STATES</b>	<b>11,00,631</b>	<b>2.31</b>	<b>19,97,725</b>	<b>3.46</b>	<b>11,48,109</b>	<b>2.51</b>
29	A & N ISLANDS		0.00		0.00		0.00
30	CHANDIGARH		0.00		0.00		0.00
31	DADRA & NAGAR HAVELI & DAMAN & DIU		0.00		0.00		0.00
32	DELHI		0.00		0.00	40,000	1.67
33	JAMMU & KASHMIR- UT	35,211	20.41	41,250	23.56	53,400	26.98
34	LADAKH				0.00		0.00
35	LAKSHADWEEP		0.00		0.00		0.00
36	PUDUCHERRY		0.00		0.00		0.00
	<b>TOTAL U.T.</b>	<b>35,211</b>	<b>1.37</b>	<b>41,250</b>	<b>1.56</b>	<b>93,400</b>	<b>2.67</b>
	<b>TOTAL (STATE &amp; UTs)</b>	<b>11,35,842</b>	<b>2.26</b>	<b>20,38,975</b>	<b>3.38</b>	<b>12,41,509</b>	<b>2.52</b>

**STATEMENT NO. 9.4: BUDGETED EXPENDITURE ON GENERAL EDUCATION (REVENUE ACCOUNT)-  
TRAINING**

(RUPEES IN THOUSANDS)

S. No.	STATE/UNION TERRITORY	2019-20 (ACTUAL)	% AGE TO TOTAL EXP. ON GENERAL EDUCATION	2020-21 (REVISED ESTIMATE)	% AGE TO TOTAL EXP. ON GENERAL EDUCATION	2021-22 (BUDGET ESTIMATE)	% AGE TO TOTAL EXP. ON GENERAL EDUCATION
(1)	(2)	(3)	(4)	(5)	(6)	(7)	(8)
1	Andhra Pradesh	8,24,083	53.79	5,64,193	44.95	6,36,834	46.36
2	Arunachal Pradesh		0.00		0.00		0.00
3	Assam	2,64,883	25.79	3,42,358	18.57	2,71,774	41.45
4	Bihar	6,79,956	60.64	8,88,389	57.19	10,39,431	61.54
5	Chhattisgarh		0.00		0.00		0.00
6	Goa		0.00		0.00		0.00
7	Gujarat	2,23,024	8.80	2,02,311	9.08	2,08,726	6.92
8	Haryana						
9	Himachal Pradesh		0.00		0.00		0.00
10	Jharkhand						
11	Karnataka	11,25,257	71.52	9,75,967	80.24	10,08,300	78.05
12	Kerala	3,05,568	73.10	2,79,157	51.01	4,22,660	52.80
13	Madhya Pradesh		0.00		0.00		0.00
14	Maharashtra	1,86,861	8.10	2,06,360	7.27	2,43,867	3.66
15	Manipur	66,484	28.97	1,69,213	41.93	1,78,744	24.97
16	Meghalaya	-	0.00		0.00		0.00
17	Mizoram		0.00		0.00		0.00
18	Nagaland				0.00		
19	Odisha	5,241	8.87	26,500	11.74	21,500	11.95
20	Punjab		0.00		0.00		0.00
21	Rajasthan	4,61,814	71.59	2,57,073	91.00	2,40,159	89.48
22	Sikkim		0.00		0.00		0.00
23	Tamil Nadu		0.00		0.00		0.00
24	Telangana	32,807	5.87	28,466	4.88	26,247	4.38
25	Tripura		0.00		0.00		0.00
26	Uttar Pradesh	5,98,941	52.26	6,40,439	47.53	8,61,117	49.57
27	Uttarakhand	15,070	7.19	14,333	6.04	15,230	6.09
28	West Bengal		0.00		0.00		0.00
	<b>TOTAL STATES</b>	<b>47,89,989</b>	<b>10.03</b>	<b>45,94,759</b>	<b>7.96</b>	<b>51,74,589</b>	<b>11.32</b>
29	A & N ISLANDS		0.00		0.00		0.00
30	CHANDIGARH		0.00		0.00		0.00
31	DADRA & NAGAR HAVELI & DAMAN & DIU		0.00		0.00		0.00
32	DELHI		0.00		0.00		0.00
33	JAMMU & KASHMIR- UT	1,02,282	59.30	97,823	55.88	1,08,560	54.84
34	LADAKH				0.00		0.00
35	LAKSHADWEEP		0.00		0.00		0.00
36	PUDUCHERRY		0.00		0.00		0.00
	<b>TOTAL U.T.</b>	<b>1,02,282</b>	<b>3.97</b>	<b>97,823</b>	<b>3.69</b>	<b>1,08,560</b>	<b>3.10</b>
	<b>TOTAL (STATE &amp; UTs)</b>	<b>48,92,271</b>	<b>9.72</b>	<b>46,92,582</b>	<b>7.78</b>	<b>52,83,149</b>	<b>10.74</b>



**STATEMENT NO. 9.5: BUDGETED EXPENDITURE ON GENERAL EDUCATION (REVENUE ACCOUNT)-  
OTHER EXPENDITURE**

(RUPEES IN THOUSANDS)

S. No.	STATE/UNION TERRITORY	2019-20 (ACTUAL)	% AGE TO TOTAL EXP. ON GENERAL EDUCATION	2020-21 (REVISED ESTIMATE)	% AGE TO TOTAL EXP. ON GENERAL EDUCATION	2021-22 (BUDGET ESTIMATE)	% AGE TO TOTAL EXP. ON GENERAL EDUCATION
(1)	(2)	(3)	(4)	(5)	(6)	(7)	(8)
1	Andhra Pradesh	1,573	0.10	1,443	0.11	1,818	0.13
2	Arunachal Pradesh		0.00		0.00		0.00
3	Assam	53,738	5.23	96,256	5.22	40,923	6.24
4	Bihar	1,984	0.18	645	0.04	460	0.03
5	Chhattisgarh	2,495	1.15	2,47,050	45.13	2,73,000	47.20
6	Goa	100	0.11	100	0.08	100	0.09
7	Gujarat	5,14,040	20.28	4,35,133	19.53	5,97,438	19.80
8	Haryana						
9	Himachal Pradesh	1,08,327	100.00	1,03,895	64.73	1,21,710	76.45
10	Jharkhand						
11	Karnataka	4,47,201	28.43	2,39,500	19.69	2,82,700	21.88
12	Kerala	57,403	13.73	1,44,358	26.38	64,659	8.08
13	Madhya Pradesh	54,109	3.12	44,708	7.15	70,350	10.83
14	Maharashtra	11,84,739	51.36	15,66,065	55.14	52,19,900	78.44
15	Manipur	16,903	7.37	49,365	12.23	1,27,570	17.82
16	Meghalaya	1,16,953	39.30	1,56,050	23.78	1,57,500	26.90
17	Mizoram	71,815	38.19	1,17,700	48.30	90,472	47.13
18	Nagaland						
19	Odisha	6,840	11.58	1,24,964	55.38	90,365	50.21
20	Punjab		0.00	11,750	2.86	10,000	2.49
21	Rajasthan	1,40,397	21.76	18,984	6.72	20,602	7.68
22	Sikkim		0.00		0.00		0.00
23	Tamil Nadu	2,63,72,039	100.00	3,62,51,455	100.00	1,92,68,622	100.00
24	Telangana	30,938	5.54	33,384	5.72	35,525	5.93
25	Tripura		0.00		0.00		0.00
26	Uttar Pradesh	4,48,576	39.14	6,09,261	45.22	7,43,245	42.79
27	Uttarakhand		0.00		0.00		0.00
28	West Bengal	2,85,812	6.97	1,97,132	7.44	6,57,856	17.96
	<b>TOTAL STATES</b>	<b>2,99,15,982</b>	<b>62.66</b>	<b>4,04,49,198</b>	<b>70.12</b>	<b>2,78,74,815</b>	<b>60.98</b>
29	A & N ISLANDS	9,381	9.02	10,900	10.23	10,900	9.95
30	CHANDIGARH		0.00		0.00		0.00
31	DADRA & NAGAR HAVELI & DAMAN & DIU	90,648	39.68	10,050	13.73	1,35,500	73.05
32	DELHI	4,41,066	27.57	4,33,100	27.05	6,49,400	27.18
33	JAMMU & KASHMIR- UT		0.00		0.00		0.00
34	LADAKH						
35	LAKSHADWEEP	1,70,000	93.13	2,65,000	95.94	2,65,000	95.84
36	PUDUCHERRY	57,278	32.19	1,41,252	53.41	1,35,490	53.29
	<b>TOTAL U.T.</b>	<b>7,68,373</b>	<b>29.79</b>	<b>8,60,302</b>	<b>32.45</b>	<b>11,96,290</b>	<b>34.20</b>
	<b>TOTAL (STATE &amp; UTs)</b>	<b>3,06,84,355</b>	<b>60.98</b>	<b>4,13,09,500</b>	<b>68.46</b>	<b>2,90,71,105</b>	<b>59.07</b>

**STATEMENT NO. 10: BUDGETED EXPENDITURE ON LANGUAGE EDUCATION (REVENUE ACCOUNT)-  
TOTAL EXPENDITURE**

(RUPEES IN THOUSANDS)

S. No.	STATE/UNION TERRITORY	2019-20 (ACTUAL)	% AGE TO TOTAL EXP. ON EDUCATION	2020-21 (REVISED ESTIMATE)	% AGE TO TOTAL EXP. ON EDUCATION	2021-22 (BUDGET ESTIMATE)	% AGE TO TOTAL EXP. ON EDUCATION
(1)	(2)	(3)	(4)	(5)	(6)	(7)	(8)
1	ANDHRA PRADESH	4,80,968	0.23	4,50,254	0.23	5,34,615	0.26
2	ARUNACHAL PRADESH	-	0.00	-	0.00	-	0.00
3	ASSAM	24,40,228	1.56	27,95,759	1.38	27,55,571	1.70
4	BIHAR	28,79,894	2.08	63,94,995	3.19	55,39,886	2.77
5	CHHATTISGARH	27,889	0.02	39,641	0.03	43,209	0.03
6	GOA	22,417	0.12	76,900	0.36	1,31,900	0.57
7	GUJARAT	1,75,344	0.07	2,28,082	0.09	2,81,434	0.11
8	HARYANA	-	0.00	-	0.00	-	0.00
9	HIMACHAL PRADESH	90,114	0.16	1,15,374	0.18	1,09,966	0.15
10	JHARKHAND	2,08,616	0.26	6,92,918	0.70	7,00,316	0.62
11	KARNATAKA	5,80,904	0.22	5,60,110	0.21	6,09,900	0.22
12	KERALA	1,57,743	0.09	1,54,099	0.10	1,74,713	0.08
13	MADHYA PRADESH	1,46,578	0.05	1,58,803	0.06	1,68,405	0.05
14	MAHARAHSTRA	128	0.00	3	0.00	455	0.00
15	MANIPUR	11,196	0.10	14,424	0.08	15,924	0.08
16	MEGHALAYA	-	0.00	550	0.00	450	0.00
17	MIZORAM	8,27,200	6.36	9,51,323	6.38	9,39,914	6.89
18	NAGALAND	10,342	0.08	6,02,400	4.20	6,03,433	3.88
19	ODISHA	7,87,541	0.58	7,14,299	0.49	6,95,215	0.42
20	PUNJAB	1,29,561	0.12	1,69,131	0.14	1,82,021	0.14
21	RAJASTHAN	27,54,326	0.90	29,65,670	0.91	35,04,083	0.91
22	SIKKIM		0.00		0.00		0.00
23	TAMIL NADU	4,85,201	0.14	5,03,717	0.14	5,76,349	0.16
24	TELANGANA	25,248	0.02	40,714	0.04	41,936	0.04
25	TRIPURA	1,42,959	0.89	1,60,128	0.69	1,82,248	0.71
26	UTTAR PRADESH	27,27,065	0.54	26,44,264	0.50	35,15,972	0.53
27	UTTARAKHAND	2,59,735	0.40	3,04,649	0.41	3,09,569	0.39
28	WEST BENGAL	5,97,584	0.21	6,40,648	0.20	7,23,508	0.20
	<b>TOTAL STATES</b>	<b>1,59,68,781</b>	<b>0.36</b>	<b>2,13,78,855</b>	<b>0.45</b>	<b>2,23,40,992</b>	<b>0.43</b>
29	A & N ISLANDS	9,250	0.15	9,300	0.16	10,200	0.16
30	CHANDIGARH	18,974	0.28	19,640	0.31	28,540	0.41
31	DADRA & NAGAR HAVELI & DAMAN & DIU	-	0.00	-	0.00	-	0.00
32	DELHI		0.00		0.00		0.00
33	JAMMU & KASHMIR- UT		0.00		0.00		0.00
34	LADAKH	-		-	0.00	-	0.00
35	LAKSHADWEEP	-	0.00	-	0.00	-	0.00
36	PUDUCHERRY	4,910	0.06	4,032	0.05	4,534	0.05
	<b>TOTAL U.T.</b>	<b>33,134</b>	<b>0.02</b>	<b>32,972</b>	<b>0.01</b>	<b>43,274</b>	<b>0.02</b>
	<b>TOTAL (STATE &amp; UTs)</b>	<b>1,60,01,915</b>	<b>0.35</b>	<b>2,14,11,827</b>	<b>0.43</b>	<b>2,23,84,266</b>	<b>0.41</b>
	<b>CENTRAL TOTAL</b>	<b>49,43,700</b>	<b>0.57</b>	<b>44,91,400</b>	<b>0.53</b>	<b>56,83,800</b>	<b>0.61</b>
	<b>GRAND TOTAL</b>	<b>2,09,45,615</b>	<b>0.38</b>	<b>2,59,03,227</b>	<b>0.44</b>	<b>2,80,68,066</b>	<b>0.43</b>

**STATEMENT NO. 10.1: BUDGETED EXPENDITURE ON LANGUAGE EDUCATION (REVENUE ACCOUNT)-  
DIRECTION, INSPECTION & ADMINISTRATION**

(RUPEES IN THOUSANDS)

S. No.	STATE/UNION TERRITORY	2019-20 (ACTUAL)	% AGE TO TOTAL EXP. ON LANGUAGE EDUCATION	2020-21 (REVISED ESTIMATE)	% AGE TO TOTAL EXP. ON LANGUAGE EDUCATION	2021-22 (BUDGET ESTIMATE)	% AGE TO TOTAL EXP. ON LANGUAGE EDUCATION
(1)	(2)	(3)	(4)	(5)	(6)	(7)	(8)
1	ANDHRA PRADESH		0.00		0.00		0.00
2	ARUNACHAL PRADESH						
3	ASSAM	42,037	1.72	78,485	2.81	84,551	3.07
4	BIHAR		0.00		0.00		0.00
5	CHHATTISGARH		0.00		0.00		0.00
6	GOA		0.00		0.00		0.00
7	GUJARAT		0.00		0.00		0.00
8	HARYANA						
9	HIMACHAL PRADESH	28,456	31.58	42,385	36.74	35,332	32.13
10	JHARKHAND		0.00		0.00		0.00
11	KARNATAKA		0.00		0.00		0.00
12	KERALA		0.00		0.00		0.00
13	MADHYA PRADESH		0.00		0.00		0.00
14	MAHARAHSTRA		0.00		0.00		0.00
15	MANIPUR	7,710	68.86	8,898	61.69	8,898	55.88
16	MEGHALAYA				0.00		0.00
17	MIZORAM		0.00		0.00		0.00
18	NAGALAND		0.00		0.00		0.00
19	ODISHA		0.00		0.00		0.00
20	PUNJAB	1,20,495	93.00	1,19,131	70.44	1,30,021	71.43
21	RAJASTHAN	14,097	0.51	17,637	0.59	20,017	0.57
22	SIKKIM						
23	TAMIL NADU	1,35,142	27.85	1,29,679	25.74	1,41,578	24.56
24	TELANGANA		0.00		0.00		0.00
25	TRIPURA		0.00		0.00		0.00
26	UTTAR PRADESH	4,304	0.16	4,751	0.18	6,927	0.20
27	UTTARAKHAND	8,196	3.16	7,649	2.51	7,987	2.58
28	WEST BENGAL		0.00		0.00		0.00
	<b>TOTAL STATES</b>	<b>3,60,437</b>	<b>2.26</b>	<b>4,08,615</b>	<b>1.91</b>	<b>4,35,311</b>	<b>1.95</b>
29	A & N ISLANDS		0.00		0.00		0.00
30	CHANDIGARH	18,974	100.00	19,640	100.00	28,540	100.00
31	DADRA & NAGAR HAVELI & DAMAN & DIU						
32	DELHI						
33	JAMMU & KASHMIR- UT						
34	LADAKH						
35	LAKSHADWEEP						
36	PUDUCHERRY		0.00		0.00		0.00
	<b>TOTAL U.T.</b>	<b>18,974</b>	<b>57.26</b>	<b>19,640</b>	<b>59.57</b>	<b>28,540</b>	<b>65.95</b>
	<b>TOTAL (STATE &amp; UTs)</b>	<b>3,79,411</b>	<b>2.37</b>	<b>4,28,255</b>	<b>2.00</b>	<b>4,63,851</b>	<b>2.07</b>

**STATEMENT NO. 10.2: BUDGETED EXPENDITURE ON LANGUAGE EDUCATION (REVENUE ACCOUNT)-  
PROMOTION OF MODERN INDIAN LANGUAGES & LITERATURE**

(RUPEES IN THOUSANDS)

S. No.	STATE/UNION TERRITORY	2019-20 (ACTUAL)	% AGE TO TOTAL EXP. ON LANGUAGE EDUCATION	2020-21 (REVISED ESTIMATE)	% AGE TO TOTAL EXP. ON LANGUAGE EDUCATION	2021-22 (BUDGET ESTIMATE)	% AGE TO TOTAL EXP. ON LANGUAGE EDUCATION
(1)	(2)	(3)	(4)	(5)	(6)	(7)	(8)
1	ANDHRA PRADESH	40162	8.35	36,151	8.03	53,055	9.92
2	ARUNACHAL PRADESH						
3	ASSAM		0.00		0.00		0.00
4	BIHAR		0.00		0.00		0.00
5	CHHATTISGARH	19,576	70.19	30,641	77.30	33,709	78.01
6	GOA		0.00		0.00		0.00
7	GUJARAT	37,503	21.39	86,799	38.06	41,952	14.91
8	HARYANA						
9	HIMACHAL PRADESH	5,614	6.23	7,576	6.57	7,536	6.85
10	JHARKHAND		0.00		0.00		0.00
11	KARNATAKA		0.00		0.00		0.00
12	KERALA	1,57,315	99.73	1,50,671	97.78	1,71,285	98.04
13	MADHYA PRADESH		0.00		0.00		0.00
14	MAHARAHSTRA		0.00	1	33.33	18	3.96
15	MANIPUR	3,486	31.14	5,182	35.93	6,682	41.96
16	MEGHALAYA	-		200	36.36	200	44.44
17	MIZORAM	8,27,200	100.00	9,51,323	100.00	9,39,914	100.00
18	NAGALAND	10,342	100.00	6,02,400	100.00	6,03,433	100.00
19	ODISHA	3,13,094	39.76	2,35,893	33.02	2,19,204	31.53
20	PUNJAB	8,127	6.27	37,200	21.99	39,200	21.54
21	RAJASTHAN	37,373	1.36	34,843	1.17	38,982	1.11
22	SIKKIM						
23	TAMIL NADU	1,25,427	25.85	1,65,369	32.83	1,96,572	34.11
24	TELANGANA	10,949	43.37	14,689	36.08	15,130	36.08
25	TRIPURA		0.00		0.00		0.00
26	UTTAR PRADESH	1,34,390	4.93	1,36,054	5.15	1,59,543	4.54
27	UTTARAKHAND	11,500	4.43	16,079	5.28	10,372	3.35
28	WEST BENGAL	4,77,725	79.94	5,39,719	84.25	5,49,865	76.00
	<b>TOTAL STATES</b>	<b>22,19,783</b>	<b>13.90</b>	<b>30,50,790</b>	<b>14.27</b>	<b>30,86,652</b>	<b>13.82</b>
29	A & N ISLANDS	9,250	100.00	9,300	100.00	10,200	100.00
30	CHANDIGARH		0.00		0.00		0.00
31	DADRA & NAGAR HAVELI & DAMAN & DIU						
32	DELHI						
33	JAMMU & KASHMIR- UT						
34	LADAKH						
35	LAKSHADWEEP						
36	PUDUCHERRY		0.00		0.00		0.00
	<b>TOTAL U.T.</b>	<b>9,250</b>	<b>27.92</b>	<b>9,300</b>	<b>28.21</b>	<b>10,200</b>	<b>23.57</b>
	<b>TOTAL (STATE &amp; UTs)</b>	<b>22,29,033</b>	<b>13.93</b>	<b>30,60,090</b>	<b>14.29</b>	<b>30,96,852</b>	<b>13.83</b>

**STATEMENT NO. 10.3: BUDGETED EXPENDITURE ON LANGUAGE EDUCATION (REVENUE ACCOUNT)-  
SANSKRIT EDUCATION**

(RUPEES IN THOUSANDS)

S. No.	STATE/UNION TERRITORY	2019-20 (ACTUAL)	% AGE TO TOTAL EXP. ON LANGUAGE EDUCATION	2020-21 (REVISED ESTIMATE)	% AGE TO TOTAL EXP. ON LANGUAGE EDUCATION	2021-22 (BUDGET ESTIMATE)	% AGE TO TOTAL EXP. ON LANGUAGE EDUCATION
(1)	(2)	(3)	(4)	(5)	(6)	(7)	(8)
1	ANDHRA PRADESH	4,40,806	91.65	4,14,103	91.97	4,81,560	90.08
2	ARUNACHAL PRADESH						
3	ASSAM	2,48,870	10.20	3,01,800	10.79	2,87,687	10.44
4	BIHAR	6,41,345	22.27	15,41,756	24.11	15,20,102	27.44
5	CHHATTISGARH	8,313	29.81	9,000	22.70	9,500	21.99
6	GOA	1,557	6.95	8,400	10.92	10,000	7.58
7	GUJARAT	1,37,841	78.61	1,41,283	61.94	2,39,482	85.09
8	HARYANA						
9	HIMACHAL PRADESH	53,483	59.35	62,306	54.00	64,396	58.56
10	JHARKHAND	41,716	20.00	67,489	9.74	66,996	9.57
11	KARNATAKA	5,80,904	100.00	5,60,110	100.00	6,09,900	100.00
12	KERALA		0.00		0.00		0.00
13	MADHYA PRADESH	1,46,578	100.00	1,58,803	100.00	1,68,405	100.00
14	MAHARAHSTRA	128	100.00	2	66.67	437	96.04
15	MANIPUR		0.00	120	0.83	120	0.75
16	MEGHALAYA	-		350	63.64	250	55.56
17	MIZORAM		0.00		0.00		0.00
18	NAGALAND		0.00		0.00		0.00
19	ODISHA	4,62,547	58.73	4,65,821	65.21	4,64,915	66.87
20	PUNJAB		0.00		0.00		0.00
21	RAJASTHAN	24,31,451	88.28	26,17,073	88.25	30,38,929	86.73
22	SIKKIM						
23	TAMIL NADU	74,775	15.41	81,789	16.24	94,639	16.42
24	TELANGANA	14,299	56.63	26,025	63.92	26,806	63.92
25	TRIPURA	41	0.03	28	0.02	28	0.02
26	UTTAR PRADESH	25,88,371	94.91	25,03,459	94.68	33,49,502	95.27
27	UTTARAKHAND	2,39,859	92.35	2,80,921	92.21	2,91,210	94.07
28	WEST BENGAL	60,457	10.12	71,018	11.09	74,214	10.26
	<b>TOTAL STATES</b>	<b>81,73,341</b>	<b>51.18</b>	<b>93,11,656</b>	<b>43.56</b>	<b>1,07,99,078</b>	<b>48.34</b>
29	A & N ISLANDS		0.00		0.00		0.00
30	CHANDIGARH		0.00		0.00		0.00
31	DADRA & NAGAR HAVELI & DAMAN & DIU						
32	DELHI						
33	JAMMU & KASHMIR- UT						
34	LADAKH						
35	LAKSHADWEEP						
36	PUDUCHERRY						
	<b>TOTAL U.T.</b>	<b>-</b>	<b>0.00</b>	<b>-</b>	<b>0.00</b>	<b>-</b>	<b>0.00</b>
	<b>TOTAL (STATE &amp; UTs)</b>	<b>81,73,341</b>	<b>51.08</b>	<b>93,11,656</b>	<b>43.49</b>	<b>1,07,99,078</b>	<b>48.24</b>

**STATEMENT NO. 10.4: BUDGETED EXPENDITURE ON LANGUAGE EDUCATION (REVENUE ACCOUNT)-  
COMMERCIAL INSTITUTES**

(RUPEES IN THOUSANDS)

S. No.	STATE/UNION TERRITORY	2019-20 (ACTUAL)	% AGE TO TOTAL EXP. ON LANGUAGE EDUCATION	2020-21 (REVISED ESTIMATE)	% AGE TO TOTAL EXP. ON LANGUAGE EDUCATION	2021-22 (BUDGET ESTIMATE)	% AGE TO TOTAL EXP. ON LANGUAGE EDUCATION
(1)	(2)	(3)	(4)	(5)	(6)	(7)	(8)
1	ANDHRA PRADESH	0	0	0	0	0	0
2	ARUNACHAL PRADESH	0	0	0	0	0	0
3	ASSAM	0	0	0	0	0	0
4	BIHAR	0	0	0	0	0	0
5	CHHATTISGARH	0	0	0	0	0	0
6	GOA	0	0	0	0	0	0
7	GUJARAT	0	0	0	0	0	0
8	HARYANA	0	0	0	0	0	0
9	HIMACHAL PRADESH	0	0	0	0	0	0
10	JHARKHAND	0	0	0	0	0	0
11	KARNATAKA	0	0	0	0	0	0
12	KERALA	0	0	0	0	0	0
13	MADHYA PRADESH	0	0	0	0	0	0
14	MAHARAHSTRA	0	0	0	0	0	0
15	MANIPUR	0	0	0	0	0	0
16	MEGHALAYA	0	0	0	0	0	0
17	MIZORAM	0	0	0	0	0	0
18	NAGALAND	0	0	0	0	0	0
19	ODISHA	0	0	0	0	0	0
20	PUNJAB	0	0	0	0	0	0
21	RAJASTHAN	0	0	0	0	0	0
22	SIKKIM	0	0	0	0	0	0
23	TAMIL NADU	0	0	0	0	0	0
24	TELANGANA	0	0	0	0	0	0
25	TRIPURA	0	0	0	0	0	0
26	UTTAR PRADESH	0	0	0	0	0	0
27	UTTARAKHAND	0	0	0	0	0	0
28	WEST BENGAL	0	0	0	0	0	0
	<b>TOTAL STATES</b>	<b>0</b>	<b>0</b>	<b>0</b>	<b>0</b>	<b>0</b>	<b>0</b>
29	A & N ISLANDS	0	0	0	0	0	0
30	CHANDIGARH	0	0	0	0	0	0
31	DADRA & NAGAR HAVELI & DAMAN & DIU	0	0	0	0	0	0
32	DELHI	0	0	0	0	0	0
33	JAMMU & KASHMIR- UT	0	0	0	0	0	0
34	LADAKH	0	0	0	0	0	0
35	LAKSHADWEEP	0	0	0	0	0	0
36	PUDUCHERRY	0	0	0	0	0	0
	<b>TOTAL U.T.</b>	<b>0</b>	<b>0</b>	<b>0</b>	<b>0</b>	<b>0</b>	<b>0</b>
	<b>TOTAL (STATE &amp; UTs)</b>	<b>0</b>	<b>0</b>	<b>0</b>	<b>0</b>	<b>0</b>	<b>0</b>

**STATEMENT NO. 10.5: BUDGETED EXPENDITURE ON LANGUAGE EDUCATION (REVENUE ACCOUNT)-  
OTHER EXPENDITURE**

(RUPEES IN THOUSANDS)

S. No.	STATE/UNION TERRITORY	2019-20 (ACTUAL)	% AGE TO TOTAL EXP. ON LANGUAGE EDUCATION	2020-21 (REVISED ESTIMATE)	% AGE TO TOTAL EXP. ON LANGUAGE EDUCATION	2021-22 (BUDGET ESTIMATE)	% AGE TO TOTAL EXP. ON LANGUAGE EDUCATION
(1)	(2)	(3)	(4)	(5)	(6)	(7)	(8)
1	ANDHRA PRADESH		0.00		0.00		0.00
2	ARUNACHAL PRADESH						
3	ASSAM	21,49,321	88.08	24,15,474	86.40	23,83,333	86.49
4	BIHAR	22,38,549	77.73	48,53,239	75.89	40,19,784	72.56
5	CHHATTISGARH		0.00		0.00		0.00
6	GOA	20,860	93.05	68,500	89.08	1,21,900	92.42
7	GUJARAT		0.00		0.00		0.00
8	HARYANA						
9	HIMACHAL PRADESH	2,561	2.84	3,107	2.69	2,702	2.46
10	JHARKHAND	1,66,900	80.00	6,25,429	90.26	6,33,320	90.43
11	KARNATAKA		0.00		0.00		0.00
12	KERALA	428	0.27	3,428	2.22	3,428	1.96
13	MADHYA PRADESH		0.00		0.00		0.00
14	MAHARAHSTRA		0.00		0.00		0.00
15	MANIPUR		0.00	224	1.55	224	1.41
16	MEGHALAYA				0.00		0.00
17	MIZORAM		0.00		0.00		0.00
18	NAGALAND		0.00		0.00		0.00
19	ODISHA	11,900	1.51	12,585	1.76	11,096	1.60
20	PUNJAB	939	0.72	12,800	7.57	12,800	7.03
21	RAJASTHAN	2,71,405	9.85	2,96,117	9.98	4,06,155	11.59
22	SIKKIM						
23	TAMIL NADU	1,49,857	30.89	1,26,880	25.19	1,43,560	24.91
24	TELANGANA		0.00		0.00		0.00
25	TRIPURA	1,42,918	99.97	1,60,100	99.98	1,82,220	99.98
26	UTTAR PRADESH		0.00		0.00		0.00
27	UTTARAKHAND	180	0.07	-	0.00	-	0.00
28	WEST BENGAL	59,402	9.94	29,911	4.67	99,429	13.74
	<b>TOTAL STATES</b>	<b>52,15,220</b>	<b>32.66</b>	<b>86,07,794</b>	<b>40.26</b>	<b>80,19,951</b>	<b>35.90</b>
29	A & N ISLANDS		0.00		0.00		0.00
30	CHANDIGARH		0.00		0.00		0.00
31	DADRA & NAGAR HAVELI & DAMAN & DIU						
32	DELHI						
33	JAMMU & KASHMIR- UT						
34	LADAKH						
35	LAKSHADWEEP						
36	PUDUCHERRY	4,910	100.00	4,032	100.00	4,534	100.00
	<b>TOTAL U.T.</b>	<b>4,910</b>	<b>14.82</b>	<b>4,032</b>	<b>12.23</b>	<b>4,534</b>	<b>10.48</b>
	<b>TOTAL (STATE &amp; UTs)</b>	<b>52,20,130</b>	<b>32.62</b>	<b>86,11,826</b>	<b>40.22</b>	<b>80,24,485</b>	<b>35.85</b>

**STATEMENT NO. 11: BUDGETED EXPENDITURE ON EDUCATION OF THE EDUCATION DEPARTMENTS ACCORDING TO HEADS OF CHARGES FOR 2019-20 (ACTUAL) (REVENUE ACCOUNT)**

(RUPEES IN THOUSANDS)

S. No.	STATE / UNION TERRITORY	ELEMENTARY TOTAL	EDUCATION % AGE	SECONDARY TOTAL	EDUCATION % AGE	ADULT TOTAL	EDUCATION % AGE	UNIV. & HIGHER TOTAL	EDUCATION % AGE
(1)	(2)	(3)	(4)	(5)	(6)	(7)	(8)	(9)	(10)
1	ANDHRA PRADESH	9,57,27,800	46.70	8,13,63,351	39.69	1,43,987	0.07	2,17,53,005	10.61
2	ARUNACHAL PRADESH	67,68,650	56.86	27,80,713	23.36	7,48,177	6.28	12,96,891	10.89
3	ASSAM	8,30,94,469	53.13	4,67,81,998	29.91	2,73,949	0.18	2,08,43,850	13.33
4	BIHAR	5,63,67,833	40.67	2,77,53,888	20.03	35,63,259	2.57	4,51,99,074	32.61
5	CHHATTISGARH	6,89,46,541	54.34	4,69,60,965	37.01	20,840	0.02	90,68,952	7.15
6	GOA	39,89,136	22.20	92,01,979	51.21	17,105	0.10	35,17,243	19.57
7	GUJARAT	14,56,78,657	61.90	5,70,29,139	24.23	10,970	0.00	2,09,44,653	8.90
8	HARYANA	6,97,91,647	51.82	3,79,23,924	28.16	2,843	0.00	2,16,78,986	16.10
9	HIMACHAL PRADESH	2,83,29,189	51.17	2,21,78,306	40.06	-	0.00	40,36,625	7.29
10	JHARKHAND	5,13,93,867	63.22	1,28,73,212	15.83	-	0.00	1,57,53,414	19.38
11	KARNATAKA	14,53,58,397	54.50	7,35,44,326	27.57	17,640	0.01	3,70,41,322	13.89
12	KERALA	6,79,93,872	38.06	7,45,92,713	41.76	1,71,722	0.10	2,55,22,920	14.29
13	MADHYA PRADESH	17,89,57,078	65.48	6,88,92,748	25.21	-	0.00	1,88,12,397	6.88
14	MAHARAHSTRA	28,87,69,083	48.13	22,56,59,052	37.61	3,12,268	0.05	5,59,41,694	9.32
15	MANIPUR	43,15,113	39.66	31,05,413	28.54	1,06,019	0.97	29,48,006	27.09
16	MEGHALAYA	96,52,720	59.93	39,83,978	24.74	73,201	0.45	19,44,499	12.07
17	MIZORAM	59,80,777	46.00	36,30,361	27.92	75,479	0.58	21,51,705	16.55
18	NAGALAND	56,56,333	44.69	57,11,792	45.13	-	0.00	10,51,120	8.30
19	ODISHA	6,62,40,776	48.55	4,76,95,882	34.96	-	0.00	1,92,29,666	14.09
20	PUNJAB	3,41,82,331	32.21	6,24,63,368	58.87	2,565	0.00	74,97,388	7.07
21	RAJASTHAN	9,91,39,090	32.53	18,59,25,062	61.01	99,478	0.03	1,43,46,622	4.71
22	SIKKIM	46,50,412	36.09	67,00,405	52.01	805	0.01	7,94,589	6.17
23	TAMIL NADU	13,14,89,358	38.04	14,25,05,280	41.23	51,314	0.01	3,41,93,223	9.89
24	TELANGANA	4,13,51,630	39.00	4,77,18,641	45.00	74,909	0.07	1,29,74,968	12.24
25	TRIPURA	10,71,616	6.64	1,31,38,907	81.37	-	0.00	14,13,832	8.76
26	UTTAR PRADESH	38,16,81,392	76.23	8,74,58,844	17.47	-	0.00	2,36,22,833	4.72
27	UTTARAKHAND	2,63,74,383	40.93	3,12,89,352	48.55	-	0.00	46,74,155	7.25
28	WEST BENGAL	9,55,60,183	34.25	14,28,77,759	51.20	1,04,072	0.04	3,06,86,843	11.00
<b>TOTAL STATES</b>		<b>2,19,85,12,333</b>	<b>49.89</b>	<b>1,57,17,41,358</b>	<b>35.67</b>	<b>58,70,602</b>	<b>0.13</b>	<b>45,89,40,476</b>	<b>10.41</b>
29	A & N ISLANDS	33,69,249	54.45	20,18,387	32.62	8,781	0.14	4,19,299	6.78
30	CHANDIGARH	22,79,564	33.83	18,41,535	27.33	11,231	0.17	14,77,221	21.93
31	DADRA & NAGAR HAVELI & DAMAN & DIU	15,57,475	45.69	13,44,063	39.43	3,505	0.10	81,687	2.40
32	DELHI	1,92,04,149	19.27	7,27,62,132	73.02	-	0.00	34,88,847	3.50
33	JAMMU & KASHMIR- UT	4,00,40,444	44.76	3,74,76,364	41.89	-	0.00	1,05,70,321	11.82
34	LADAKH	-	0	-	0	-	0	-	0
35	LAKSHADWEEP	5,74,277	38.80	5,93,251	40.08	-	0.00	1,29,948	8.78
36	PUDUCHERRY	28,38,090	36.53	26,32,793	33.89	6,292	0.08	12,31,024	15.84
<b>TOTAL U.T.</b>		<b>6,98,63,248</b>	<b>32.54</b>	<b>11,86,68,525</b>	<b>55.28</b>	<b>29,809</b>	<b>0.01</b>	<b>1,73,98,347</b>	<b>8.10</b>
<b>TOTAL (STATE &amp; UTs)</b>		<b>2,26,83,75,581</b>	<b>49.08</b>	<b>1,69,04,09,883</b>	<b>36.58</b>	<b>59,00,411</b>	<b>0.13</b>	<b>47,63,38,823</b>	<b>10.31</b>
<b>CENTRE TOTAL</b>		<b>#REF!</b>	<b>#REF!</b>	<b>#REF!</b>	<b>#REF!</b>	<b>#REF!</b>	<b>#REF!</b>	<b>#REF!</b>	<b>#REF!</b>
<b>GRAND TOTAL</b>		<b>#REF!</b>	<b>#REF!</b>	<b>#REF!</b>	<b>#REF!</b>	<b>#REF!</b>	<b>#REF!</b>	<b>#REF!</b>	<b>#REF!</b>



**STATEMENT NO. 11: BUDGETED EXPENDITURE ON EDUCATION OF THE EDUCATION DEPARTMENTS  
ACCORDING TO HEADS OF CHARGES FOR 2019-20 (ACTUAL) (REVENUE ACCOUNT)**

(RUPEES IN THOUSANDS)

S. No.	STATE / UNION TERRITORY	TECHNICAL TOTAL	EDUCATION % AGE	GENERAL TOTAL	EDUCATION % AGE	LANGUAGE TOTAL	EDUCATION % AGE	TOTAL
(1)	(2)	(11)	(12)	(13)	(14)	(15)	(16)	(17)
1	ANDHRA PRADESH	39,96,335	1.95	15,32,148	0.75	4,80,968	0.23	20,49,97,594
2	ARUNACHAL PRADESH	1,81,929	1.53	1,27,887	1.07	-	0.00	1,19,04,247
3	ASSAM	19,23,552	1.23	10,26,903	0.66	24,40,228	1.56	15,63,84,949
4	BIHAR	17,07,178	1.23	11,21,373	0.81	28,79,894	2.08	13,85,92,499
5	CHHATTISGARH	16,32,358	1.29	2,16,476	0.17	27,889	0.02	12,68,74,021
6	GOA	11,26,781	6.27	93,718	0.52	22,417	0.12	1,79,68,379
7	GUJARAT	89,77,275	3.81	25,35,086	1.08	1,75,344	0.07	23,53,51,124
8	HARYANA	52,93,212	3.93	-	0.00	-	0.00	13,46,90,612
9	HIMACHAL PRADESH	6,24,207	1.13	1,08,327	0.20	90,114	0.16	5,53,66,768
10	JHARKHAND	10,69,223	1.32	-	0.00	2,08,616	0.26	8,12,98,332
11	KARNATAKA	85,92,153	3.22	15,73,256	0.59	5,80,904	0.22	26,67,07,998
12	KERALA	97,74,632	5.47	4,17,996	0.23	1,57,743	0.09	17,86,31,598
13	MADHYA PRADESH	47,64,407	1.74	17,33,134	0.63	1,46,578	0.05	27,33,06,342
14	MAHARAHSTRA	2,70,42,799	4.51	23,06,676	0.38	128	0.00	60,00,31,700
15	MANIPUR	1,65,380	1.52	2,29,495	2.11	11,196	0.10	1,08,80,622
16	MEGHALAYA	1,54,285	0.96	2,97,580	1.85	-	0.00	1,61,06,263
17	MIZORAM	1,49,356	1.15	1,88,028	1.45	8,27,200	6.36	1,30,02,906
18	NAGALAND	2,27,081	1.79	-	0.00	10,342	0.08	1,26,56,668
19	ODISHA	24,23,388	1.78	59,067	0.04	7,87,541	0.58	13,64,36,320
20	PUNJAB	14,53,917	1.37	3,78,219	0.36	1,29,561	0.12	10,61,07,349
21	RAJASTHAN	18,52,915	0.61	6,45,124	0.21	27,54,326	0.90	30,47,62,617
22	SIKKIM	1,31,328	1.02	6,06,282	4.71	-	0.00	1,28,83,821
23	TAMIL NADU	1,05,46,568	3.05	2,63,72,039	7.63	4,85,201	0.14	34,56,42,983
24	TELANGANA	33,26,608	3.14	5,58,494	0.53	25,248	0.02	10,60,30,498
25	TRIPURA	2,22,702	1.38	1,57,445	0.98	1,42,959	0.89	1,61,47,461
26	UTTAR PRADESH	40,75,907	0.81	11,46,020	0.23	27,27,065	0.54	50,07,12,061
27	UTTARAKHAND	16,35,071	2.54	2,09,614	0.33	2,59,735	0.40	6,44,42,310
28	WEST BENGAL	51,08,013	1.83	41,01,509	1.47	5,97,584	0.21	27,90,35,963
<b>TOTAL STATES</b>		<b>10,81,78,560</b>	<b>2.45</b>	<b>4,77,41,896</b>	<b>1.08</b>	<b>1,59,68,781</b>	<b>0.36</b>	<b>4,40,69,54,005</b>
29	A & N ISLANDS	2,58,691	4.18	1,04,050	1.68	9,250	0.15	61,87,707
30	CHANDIGARH	9,94,763	14.76	1,14,132	1.69	18,974	0.28	67,37,420
31	DADRA & NAGAR HAVELI & DAMAN & DIU	1,93,404	5.67	2,28,446	6.70	-	0.00	34,08,580
32	DELHI	25,91,554	2.60	15,99,696	1.61	-	0.00	9,96,46,378
33	JAMMU & KASHMIR- UT	11,97,877	1.34	1,72,493	0.19	-	0.00	8,94,57,499
34	LADAKH	-	0	-	0	-	0	-
35	LAKSHADWEEP	-	0.00	1,82,546	12.33	-	0.00	14,80,022
36	PUDUCHERRY	8,78,235	11.30	1,77,927	2.29	4,910	0.06	77,69,271
<b>TOTAL U.T.</b>		<b>61,14,524</b>	<b>2.85</b>	<b>25,79,290</b>	<b>1.20</b>	<b>33,134</b>	<b>0.02</b>	<b>21,46,86,877</b>
<b>TOTAL (STATE &amp; UTs)</b>		<b>11,42,93,084</b>	<b>2.47</b>	<b>5,03,21,186</b>	<b>1.09</b>	<b>1,60,01,915</b>	<b>0.35</b>	<b>4,62,16,40,882</b>
<b>CENTRE TOTAL</b>		<b>#REF!</b>	<b>#REF!</b>	<b>#REF!</b>	<b>#REF!</b>	<b>49,43,700</b>	<b>#REF!</b>	<b>#REF!</b>
<b>GRAND TOTAL</b>		<b>#REF!</b>	<b>#REF!</b>	<b>#REF!</b>	<b>#REF!</b>	<b>2,09,45,615</b>	<b>#REF!</b>	<b>#REF!</b>

**STATEMENT NO. 11 (a): BUDGETED EXPENDITURE ON EDUCATION OF THE EDUCATION DEPARTMENTS ACCORDING TO HEADS OF CHARGES FOR 2019-20 (ACTUAL) (CAPITAL ACCOUNT)**

( RUPEES IN THOUSANDS )

S. No.	STATE / UNION TERRITORY	ELEMENTARY TOTAL	SECONDARY TOTAL	ADULT TOTAL	UNIV. & HIGHER TOTAL	TECHNICAL TOTAL	GENERAL TOTAL	LANGUAGE TOTAL	T O T A L
(1)	(2)	(3)	(4)	(5)	(6)	(7)	(8)	(9)	(10)
1	ANDHRA PRADESH	5,266	12,53,209		7,73,108	3,54,940			23,86,523
2	ARUNACHAL PRADESH	1,42,026	41,541		-	65,730	3,24,335		5,73,632
3	ASSAM	7,77,916	40,803		-	4,69,141	1,30,602		14,18,462
4	BIHAR	35,46,603			60,511	12,92,325	-		48,99,439
5	CHHATTISGARH	4,70,525	27,04,604		4,80,386	3,15,049			39,70,564
6	GOA	7,594	5,97,332		5,50,000	58,872			12,13,798
7	GUJARAT	14,73,206	8,54,977		3,21,404	8,21,352			34,70,939
8	HARYANA	2,20,109	12,09,789	15,17,514		2,52,129	6,83,305		38,82,846
9	HIMACHAL PRADESH	1,25,369	3,70,477		3,59,561	8,20,731			16,76,138
10	JHARKHAND					23,32,381			23,32,381
11	KARNATAKA	8,99,949	36,85,407		40,46,007	24,15,785	760		1,10,47,908
12	KERALA	16,805	7,98,985	4,04,045		10,67,783	8,23,286		31,10,904
13	MADHYA PRADESH	28,00,701	32,50,241		32,01,136	5,79,419	5,73,590		1,04,05,087
14	MAHARAHSTRA		17,98,032		1,22,364	1,84,436	1,980		21,06,812
15	MANIPUR	21,230					4,44,910		4,66,140
16	MEGHALAYA								-
17	MIZORAM			7,200			1,24,781		1,31,981
18	NAGALAND		25,847	86,500		9,233			1,21,580
19	ODISHA	20,342	4,30,359	5,00,000		11,31,808	78,953		21,61,462
20	PUNJAB		7,067		4,63,207	8,210	30,922		5,09,406
21	RAJASTHAN	9,04,602	13,52,962	4,47,292	4,47,292	7,286	11,64,102	-	43,23,536
22	SIKKIM	-	19,296		1,81,684	-			2,00,980
23	TAMIL NADU		21,47,752		10,00,064	9,31,162	58,568		41,37,546
24	TELANGANA	33,886	1,29,217		2,02,752	72,429			4,38,284
25	TRIPURA		11,548		-		6,704		18,252
26	UTTAR PRADESH	14,63,292	32,64,776		23,30,016	3,34,688	5,33,099		79,25,871
27	UTTARAKHAND	57,068	3,70,526	-	3,98,871	1,34,898	-	20,000	9,81,363
28	WEST BENGAL	3,12,439	2,29,173	5,30,322		12,33,017	3,15,521		26,20,472
<b>TOTAL STATES</b>		<b>1,32,98,928</b>	<b>2,45,93,920</b>	<b>34,92,873</b>	<b>1,49,38,363</b>	<b>1,48,92,804</b>	<b>52,95,418</b>	<b>20,000</b>	<b>7,65,32,306</b>
29	A & N ISLANDS	1,08,861	1,40,978		51,516	29,768	88,187		4,19,310
30	CHANDIGARH	11,784	2,81,206		74,942	61,900	58,131		4,87,963
31	DADRA & NAGAR HAVELI & DAMAN & DIU		2,20,000			18,856	5,77,450		8,16,306
32	DELHI		84,88,081		2,38,977	4,05,005	33,18,478		1,24,50,541
33	JAMMU & KASHMIR- UT	2,344	1,06,86,084		13,13,564	-	13,003		1,20,14,995
34	LADAKH	-			-	-	-		-
35	LAKSHADWEEP		1,00,075		5,307		34,908		1,40,290
36	PUDUCHERRY	22,591	81,764		16,907	203	46,938		1,68,403
<b>TOTAL U.T.</b>		<b>1,45,580</b>	<b>1,99,98,188</b>	<b>-</b>	<b>17,01,213</b>	<b>5,15,732</b>	<b>41,37,095</b>	<b>-</b>	<b>2,64,97,808</b>
<b>TOTAL (STATE &amp; UTs)</b>		<b>1,34,44,508</b>	<b>4,45,92,108</b>	<b>34,92,873</b>	<b>1,66,39,576</b>	<b>1,54,08,536</b>	<b>94,32,513</b>	<b>20,000</b>	<b>10,30,30,114</b>

**STATEMENT NO. 11 (b): BUDGETED EXPENDITURE ON EDUCATION OF THE EDUCATION DEPARTMENTS ACCORDING TO HEADS OF CHARGES FOR 2019-20 (ACTUAL) (LOANS AND ADVANCES ACCOUNT)**

(RUPEES IN THOUSANDS)

S. No.	STATE / UNION TERRITORY	ELEMENTARY TOTAL	SECONDARY TOTAL	ADULT TOTAL	UNIV. & HIGHER TOTAL	TECHNICAL TOTAL	GENERAL TOTAL	LANGUAGE TOTAL	TOTAL
(1)	(2)	(3)	(4)	(5)	(6)	(7)	(8)	(9)	(10)
1	ANDHRA PRADESH	0	0	0	0	0	0	0	0
2	ARUNACHAL PRADESH	0	0	0	0	0	0	0	0
3	ASSAM	0	0	0	0	0	0	0	0
4	BIHAR	0	0	0	0	0	0	0	0
5	CHHATTISGARH	0	0	0	0	0	0	0	0
6	GOA	0	0	0	0	0	0	0	0
7	GUJARAT	0	0	0	0	0	0	0	0
8	HARYANA	0	0	0	0	0	0	0	0
9	HIMACHAL PRADESH	0	0	0	10,000	0	0	0	10,000
10	JHARKHAND	0	0	0	0	0	0	0	0
11	KARNATAKA	0	0	0	0	0	0	0	0
12	KERALA	0	0	0	0	0	0	0	0
13	MADHYA PRADESH	0	0	0	4,62,720	0	0	0	4,62,720
14	MAHARAHSTRA	0	0	0	0	0	0	0	0
15	MANIPUR	0	0	0	0	0	0	0	0
16	MEGHALAYA	0	0	0	0	0	0	0	0
17	MIZORAM	0	0	0	0	0	0	0	0
18	NAGALAND	0	0	0	0	0	0	0	0
19	ODISHA	0	0	0	0	0	0	0	0
20	PUNJAB	0	0	0	0	0	0	0	0
21	RAJASTHAN	0	0	0	0	0	0	0	0
22	SIKKIM	0	0	0	0	0	0	0	0
23	TAMIL NADU	0	0	0	14,05,700	0	0	0	14,05,700
24	TELANGANA	0	0	0	0	0	0	0	0
25	TRIPURA	0	0	0	0	0	0	0	0
26	UTTAR PRADESH	0	0	0	0	0	0	0	0
27	UTTARAKHAND	0	0	0	0	0	0	0	0
28	WEST BENGAL	0	0	0	0	0	0	0	0
	<b>TOTAL STATES</b>	<b>0</b>	<b>0</b>	<b>0</b>	<b>18,78,420</b>	<b>0</b>	<b>0</b>	<b>0</b>	<b>18,78,420</b>
29	A & N ISLANDS	0	0	0	0	0	0	0	0
30	CHANDIGARH	0	0	0	0	0	0	0	0
31	DADRA & NAGAR HAVELI & DAMAN & DIU	0	0	0	0	0	0	0	0
32	DELHI	0	0	0	0	1,00,000	0	0	1,00,000
33	JAMMU & KASHMIR- UT	0	0	0	0	0	0	0	0
34	LADAKH	0	0	0	0	0	0	0	0
35	LAKSHADWEEP	0	0	0	0	0	0	0	0
36	PUDUCHERRY	0	0	0	0	0	0	0	0
	<b>TOTAL U.T.</b>	<b>0</b>	<b>0</b>	<b>0</b>	<b>0</b>	<b>1,00,000</b>	<b>0</b>	<b>0</b>	<b>1,00,000</b>
	<b>TOTAL (STATE &amp; UTs)</b>	<b>0</b>	<b>0</b>	<b>0</b>	<b>18,78,420</b>	<b>1,00,000</b>	<b>0</b>	<b>0</b>	<b>19,78,420</b>

**STATEMENT NO. 12: BUDGETED EXPENDITURE ON EDUCATION OF THE EDUCATION DEPARTMENTS ACCORDING TO HEADS OF CHARGES FOR 2020-21 (REVISED ESTIMATE) (REVENUE ACCOUNT)**

(RUPEES IN THOUSANDS)

S. No.	STATE / UNION TERRITORY	ELEMENTARY TOTAL	EDUCATION % AGE	SECONDARY TOTAL	EDUCATION % AGE	ADULT TOTAL	EDUCATION % AGE	UNIV. & HIGHER TOTAL	EDUCATION % AGE
(1)	(2)	(3)	(4)	(5)	(6)	(7)	(8)	(9)	(10)
1	ANDHRA PRADESH	8,00,24,554	41.21	8,59,41,622	44.26	1,39,283	0.07	2,16,11,057	11.13
2	ARUNACHAL PRADESH	1,03,69,852	66.91	32,13,370	20.74	98,884	0.64	15,24,756	9.84
3	ASSAM	10,47,81,004	51.88	5,93,47,858	29.39	3,70,160	0.18	3,01,49,853	14.93
4	BIHAR	7,22,63,696	36.07	5,35,80,274	26.75	45,24,837	2.26	5,93,22,478	29.61
5	CHHATTISGARH	7,83,00,760	54.91	5,24,84,745	36.81	59,000	0.04	90,81,536	6.37
6	GOA	47,61,866	22.05	1,10,94,241	51.36	28,107	0.13	41,45,769	19.19
7	GUJARAT	15,19,75,354	60.04	6,53,41,860	25.81	15,342	0.01	2,24,26,374	8.86
8	HARYANA	7,37,63,491	51.40	4,22,83,169	29.46	4,150	0.00	2,08,85,350	14.55
9	HIMACHAL PRADESH	3,15,17,423	49.96	2,51,58,413	39.88	2,108	0.00	52,55,408	8.33
10	JHARKHAND	5,79,18,104	58.39	2,12,56,123	21.43	-	0.00	1,75,18,885	17.66
11	KARNATAKA	15,00,67,124	55.13	7,80,70,855	28.68	23,559	0.01	3,14,60,920	11.56
12	KERALA	5,91,55,810	37.44	6,46,58,098	40.93	1,44,436	0.09	2,43,58,295	15.42
13	MADHYA PRADESH	20,11,19,725	71.80	4,83,18,474	17.25	-	0.00	2,47,06,941	8.82
14	MAHARAHSTRA	29,12,38,324	47.40	22,58,93,361	36.77	1,97,778	0.03	6,94,36,920	11.30
15	MANIPUR	71,02,993	39.41	58,02,171	32.20	47,879	0.27	43,89,985	24.36
16	MEGHALAYA	89,49,031	47.67	55,52,756	29.58	93,406	0.50	32,35,590	17.23
17	MIZORAM	70,21,580	47.06	43,48,005	29.14	88,412	0.59	21,04,378	14.10
18	NAGALAND	63,28,729	44.12	59,12,588	41.22	11,361	0.08	12,07,512	8.42
19	ODISHA	7,58,48,137	51.86	4,73,62,578	32.38	-	0.00	1,94,23,418	13.28
20	PUNJAB	3,78,84,508	30.82	7,31,73,819	59.53	2,455	0.00	96,91,673	7.89
21	RAJASTHAN	11,05,76,028	33.79	19,70,36,137	60.21	1,32,874	0.04	1,40,72,901	4.30
22	SIKKIM	52,68,308	40.12	59,13,030	45.03	-	0.00	6,29,911	4.80
23	TAMIL NADU	13,97,15,277	37.88	14,57,10,893	39.50	50,769	0.01	3,33,44,325	9.04
24	TELANGANA	4,21,37,900	39.18	4,78,62,477	44.50	74,023	0.07	1,41,33,578	13.14
25	TRIPURA	86,22,383	36.96	1,27,41,348	54.61	-	0.00	16,84,847	7.22
26	UTTAR PRADESH	40,17,81,105	76.18	9,15,18,838	17.35	-	0.00	2,62,17,075	4.97
27	UTTARAKHAND	3,01,37,531	40.81	3,61,49,222	48.95	-	0.00	51,50,081	6.97
28	WEST BENGAL	10,38,73,059	31.99	17,34,02,036	53.41	1,05,022	0.03	3,81,64,971	11.76
<b>TOTAL STATES</b>		<b>2,35,25,03,656</b>	<b>49.41</b>	<b>1,68,91,28,361</b>	<b>35.48</b>	<b>62,13,845</b>	<b>0.13</b>	<b>51,53,34,787</b>	<b>10.82</b>
29	A & N ISLANDS	30,64,500	51.49	20,76,700	34.89	11,800	0.20	4,31,400	7.25
30	CHANDIGARH	21,37,967	33.37	17,20,942	26.86	12,150	0.19	14,15,415	22.09
31	DADRA & NAGAR HAVELI & DAMAN & DIU	9,29,485	43.07	8,81,238	40.84	3,800	0.18	91,119	4.22
32	DELHI	2,06,51,581	19.94	7,37,40,455	71.19	-	0.00	36,22,500	3.50
33	JAMMU & KASHMIR- UT	4,79,21,907	45.98	4,18,68,931	40.17	1,170	0.00	1,25,73,833	12.06
34	LADAKH	26,07,608	47.47	25,19,171	45.86	-	0.00	3,27,040	5.95
35	LAKSHADWEEP	6,06,000	37.06	6,08,500	37.21	-	0.00	1,44,500	8.84
36	PUDUCHERRY	28,61,910	32.86	30,94,044	35.52	4,872	0.06	15,38,762	17.67
<b>TOTAL U.T.</b>		<b>8,07,80,958</b>	<b>33.92</b>	<b>12,65,09,981</b>	<b>53.12</b>	<b>33,792</b>	<b>0.01</b>	<b>2,01,44,569</b>	<b>8.46</b>
<b>TOTAL (STATE &amp; UTs)</b>		<b>2,43,32,84,614</b>	<b>48.67</b>	<b>1,81,56,38,342</b>	<b>36.32</b>	<b>62,47,637</b>	<b>0.12</b>	<b>53,54,79,356</b>	<b>10.71</b>
<b>CENTRE TOTAL</b>		<b>#REF!</b>	<b>#REF!</b>	<b>#REF!</b>	<b>#REF!</b>	<b>#REF!</b>	<b>#REF!</b>	<b>#REF!</b>	<b>#REF!</b>
<b>GRAND TOTAL</b>		<b>#REF!</b>	<b>#REF!</b>	<b>#REF!</b>	<b>#REF!</b>	<b>#REF!</b>	<b>#REF!</b>	<b>#REF!</b>	<b>#REF!</b>

**STATEMENT NO. 12: BUDGETED EXPENDITURE ON EDUCATION OF THE EDUCATION DEPARTMENTS ACCORDING TO HEADS OF CHARGES FOR 2020-21 (REVISED ESTIMATE) (REVENUE ACCOUNT)**

(RUPEES IN THOUSANDS)

S. No.	STATE / UNION TERRITORY	TECHNICAL TOTAL	EDUCATION % AGE	GENERAL TOTAL	EDUCATION % AGE	LANGUAGE TOTAL	EDUCATION % AGE	TOTAL
(1)	(2)	(11)	(12)	(13)	(14)	(15)	(16)	(17)
1	ANDHRA PRADESH	47,55,623	2.45	12,55,232	0.65	4,50,254	0.23	19,41,77,625
2	ARUNACHAL PRADESH	1,58,181	1.02	1,32,068	0.85	-	0.00	1,54,97,111
3	ASSAM	26,65,745	1.32	18,43,821	0.91	27,95,759	1.38	20,19,54,200
4	BIHAR	26,91,060	1.34	15,53,526	0.78	63,94,995	3.19	20,03,30,866
5	CHHATTISGARH	20,87,335	1.46	5,47,365	0.38	39,641	0.03	14,26,00,382
6	GOA	13,65,753	6.32	1,27,905	0.59	76,900	0.36	2,16,00,541
7	GUJARAT	1,09,20,100	4.31	22,28,073	0.88	2,28,082	0.09	25,31,35,185
8	HARYANA	65,86,229	4.59	-	0.00	-	0.00	14,35,22,389
9	HIMACHAL PRADESH	8,75,937	1.39	1,60,513	0.25	1,15,374	0.18	6,30,85,176
10	JHARKHAND	18,10,021	1.82	-	0.00	6,92,918	0.70	9,91,96,051
11	KARNATAKA	1,07,99,095	3.97	12,16,267	0.45	5,60,110	0.21	27,21,97,930
12	KERALA	89,72,308	5.68	5,47,268	0.35	1,54,099	0.10	15,79,90,314
13	MADHYA PRADESH	51,63,375	1.84	6,25,403	0.22	1,58,803	0.06	28,00,92,721
14	MAHARAHSTRA	2,48,05,952	4.04	28,40,398	0.46	3	0.00	61,44,12,736
15	MANIPUR	2,60,468	1.45	4,03,587	2.24	14,424	0.08	1,80,21,507
16	MEGHALAYA	2,86,162	1.52	6,56,276	3.50	550	0.00	1,87,73,771
17	MIZORAM	1,64,413	1.10	2,43,667	1.63	9,51,323	6.38	1,49,21,778
18	NAGALAND	2,11,135	1.47	70,000	0.49	6,02,400	4.20	1,43,43,725
19	ODISHA	26,94,153	1.84	2,25,630	0.15	7,14,299	0.49	14,62,68,215
20	PUNJAB	15,80,208	1.29	4,10,742	0.33	1,69,131	0.14	12,29,12,536
21	RAJASTHAN	21,57,695	0.66	2,82,489	0.09	29,65,670	0.91	32,72,23,794
22	SIKKIM	1,58,244	1.21	11,62,387	8.85	-	0.00	1,31,31,880
23	TAMIL NADU	1,32,84,713	3.60	3,62,51,455	9.83	5,03,717	0.14	36,88,61,149
24	TELANGANA	27,12,342	2.52	5,83,663	0.54	40,714	0.04	10,75,44,697
25	TRIPURA	36,727	0.16	85,335	0.37	1,60,128	0.69	2,33,30,768
26	UTTAR PRADESH	39,16,071	0.74	13,47,325	0.26	26,44,264	0.50	52,74,24,679
27	UTTARAKHAND	18,72,519	2.54	2,37,173	0.32	3,04,649	0.41	7,38,51,175
28	WEST BENGAL	58,25,159	1.79	26,50,775	0.82	6,40,648	0.20	32,46,61,670
<b>TOTAL STATES</b>		<b>11,88,16,723</b>	<b>2.50</b>	<b>5,76,88,343</b>	<b>1.21</b>	<b>2,13,78,855</b>	<b>0.45</b>	<b>4,76,10,64,571</b>
29	A & N ISLANDS	2,51,400	4.22	1,06,600	1.79	9,300	0.16	59,51,700
30	CHANDIGARH	9,57,200	14.94	1,42,836	2.23	19,640	0.31	64,06,150
31	DADRA & NAGAR HAVELI & DAMAN & DIU	1,78,984	8.29	73,220	3.39	-	0.00	21,57,846
32	DELHI	39,69,170	3.83	16,01,015	1.55	-	0.00	10,35,84,721
33	JAMMU & KASHMIR- UT	16,82,332	1.61	1,75,073	0.17	-	0.00	10,42,23,246
34	LADAKH	27,324	0.50	11,581	0.21	-	0.00	54,92,724
35	LAKSHADWEEP	-	0.00	2,76,200	16.89	-	0.00	16,35,200
36	PUDUCHERRY	9,42,492	10.82	2,64,454	3.04	4,032	0.05	87,10,566
<b>TOTAL U.T.</b>		<b>80,08,902</b>	<b>3.36</b>	<b>26,50,979</b>	<b>1.11</b>	<b>32,972</b>	<b>0.01</b>	<b>23,81,62,153</b>
<b>TOTAL (STATE &amp; UTs)</b>		<b>12,68,25,625</b>	<b>2.54</b>	<b>6,03,39,322</b>	<b>1.21</b>	<b>2,14,11,827</b>	<b>0.43</b>	<b>4,99,92,26,724</b>
<b>CENTRE TOTAL</b>		<b>#REF!</b>	<b>#REF!</b>	<b>#REF!</b>	<b>#REF!</b>	<b>#REF!</b>	<b>#REF!</b>	<b>#REF!</b>
<b>GRAND TOTAL</b>		<b>#REF!</b>	<b>#REF!</b>	<b>#REF!</b>	<b>#REF!</b>	<b>#REF!</b>	<b>#REF!</b>	<b>#REF!</b>

**STATEMENT NO. 12 (a): BUDGETED EXPENDITURE ON EDUCATION OF THE EDUCATION DEPARTMENTS ACCORDING TO HEADS OF CHARGES FOR 2020-21 REVISED ESTIMATE) (CAPITAL ACCOUNT)**

(RUPEES IN THOUSANDS)

S.No.	STATE / UNION TERRITORY	ELEMENTARY TOTAL	SECONDARY TOTAL	ADULT TOTAL	UNIV. & HIGHER TOTAL	TECHNICAL TOTAL	GENERAL TOTAL	LANGUAGE TOTAL	T O T A L
(1)	(2)	(3)	(4)	(5)	(6)	(7)	(8)	(9)	(10)
1	ANDHRA PRADESH	13,872	3,36,93,703		6,49,674	2,86,519			3,46,43,768
2	ARUNACHAL PRADESH	1,26,730	2,01,646		25,125	-	1,50,966		5,04,467
3	ASSAM	31,50,000	1,40,090		5,65,500	5,85,464	2,57,262		46,98,316
4	BIHAR	42,50,000	50,32,000		1,02,100	66,30,000	2,500		1,60,16,600
5	CHHATTISGARH	3,76,990	50,06,310		8,12,900	11,01,942			72,98,142
6	GOA	10,000	8,41,526		6,60,000	8,71,486			23,83,012
7	GUJARAT	35,22,283	12,65,530		3,44,708	11,55,283			62,87,804
8	HARYANA	2,00,000	15,00,000	15,50,000		2,05,350	9,00,000		43,55,350
9	HIMACHAL PRADESH	2,08,805	7,12,874		4,91,200	8,37,900			22,50,779
10	JHARKHAND					10,02,000			10,02,000
11	KARNATAKA	40,00,000	15,20,700		27,70,700	22,12,300	4,100		1,05,07,800
12	KERALA	1,000	7,51,108	3,45,599		7,21,165	10,69,212		28,88,084
13	MADHYA PRADESH	16,40,000	31,44,414		34,00,004	12,82,045	7,77,211		1,02,43,674
14	MAHARAHSTRA		8,38,877		1,28,244	6,07,334	5,380		15,79,835
15	MANIPUR	20,500	43,516	14,400		16,007	2,09,860		3,04,283
16	MEGHALAYA	90,000	2,000		95,125	15,000			2,02,125
17	MIZORAM						50,000		50,000
18	NAGALAND		73,610	81,750		98,508			2,53,868
19	ODISHA	60,000	5,10,000	1,20,000		7,89,000	1,50,000		16,29,000
20	PUNJAB		4,47,661		6,99,964	30,600	3,60,759		15,38,984
21	RAJASTHAN	15,58,595	46,59,227	5,79,728	5,79,728	84,601	18,30,922	15,000	93,07,801
22	SIKKIM	14,358	2,20,781		8,20,640	35,943			10,91,722
23	TAMIL NADU		20,09,691		12,62,176	4,83,034	78,526		38,33,427
24	TELANGANA	6,000	44,000		50,000				1,00,000
25	TRIPURA		6,725		7,200		2,173		16,098
26	UTTAR PRADESH	10,14,106	35,88,296		26,17,883	4,18,054	9,86,917		86,25,256
27	UTTARAKHAND	1,00,001	6,23,202	-	3,74,352	1,45,858	50,000	19,250	13,12,663
28	WEST BENGAL	2,20,000	1,55,000	5,45,000		7,30,750	2,10,000		18,60,750
<b>TOTAL STATES</b>		<b>2,05,83,240</b>	<b>6,70,32,487</b>	<b>32,36,477</b>	<b>1,64,57,223</b>	<b>2,03,46,143</b>	<b>70,95,788</b>	<b>34,250</b>	<b>13,47,85,608</b>
29	A & N ISLANDS	62,600	1,20,000		38,300	30,000	59,500		3,10,400
30	CHANDIGARH	11,800	2,27,594		1,26,002	95,569	50,135		5,11,100
31	DADRA & NAGAR HAVELI & DAMAN & DIU		2,85,000			16,000	2,64,385		5,65,385
32	DELHI		55,46,900		5,47,500	13,48,500	25,50,000		99,92,900
33	JAMMU & KASHMIR- UT	3,300	17,42,847		74,15,730	2,30,600	52,19,423		1,46,11,900
34	LADAKH	-			1,15,500	-	26,900		1,42,400
35	LAKSHADWEEP		90,000		7,500		32,000		1,29,500
36	PUDUCHERRY	19,500	1,08,183		20,246	2,46,912	1,71,820		5,66,661
<b>TOTAL U.T.</b>		<b>97,200</b>	<b>81,20,524</b>	<b>-</b>	<b>82,70,778</b>	<b>19,67,581</b>	<b>83,74,163</b>	<b>-</b>	<b>2,68,30,246</b>
<b>TOTAL (STATE &amp; UTs)</b>		<b>2,06,80,440</b>	<b>7,51,53,011</b>	<b>32,36,477</b>	<b>2,47,28,001</b>	<b>2,23,13,724</b>	<b>1,54,69,951</b>	<b>34,250</b>	<b>16,16,15,854</b>

**STATEMENT NO. 12 (b): BUDGETED EXPENDITURE ON EDUCATION OF THE EDUCATION DEPARTMENTS ACCORDING TO HEADS OF CHARGES FOR 2020-21 (REVISED ESTIMATE) (LOANS AND ADVANCES ACCOUNT)**

(RUPEES IN THOUSANDS)

S.No.	STATE / UNION TERRITORY	ELEMENTARY TOTAL	SECONDARY TOTAL	ADULT TOTAL	UNIV. & HIGHER TOTAL	TECHNICAL TOTAL	GENERAL TOTAL	LANGUAGE TOTAL	TOTAL
(1)	(2)	(3)	(4)	(5)	(6)	(7)	(8)	(9)	(10)
1	ANDHRA PRADESH	0	0	0	0	0	0	0	0
2	ARUNACHAL PRADESH	0	0	0	0	0	0	0	0
3	ASSAM	0	0	0	0	0	0	0	0
4	BIHAR	0	0	0	0	0	0	0	0
5	CHHATTISGARH	0	0	0	0	0	0	0	0
6	GOA	0	0	0	0	0	0	0	0
7	GUJARAT	0	0	0	0	0	0	0	0
8	HARYANA	0	0	0	0	0	0	0	0
9	HIMACHAL PRADESH	0	0	0	16,001	0	0	0	16,001
10	JHARKHAND	0	0	0	0	0	0	0	0
11	KARNATAKA	0	0	0	0	0	0	0	0
12	KERALA	0	0	0	0	0	0	0	0
13	MADHYA PRADESH	0	0	0	5,78,401	0	0	0	5,78,401
14	MAHARAHSTRA	0	0	0	0	0	0	0	0
15	MANIPUR	0	0	0	0	0	0	0	0
16	MEGHALAYA	0	0	0	0	0	0	0	0
17	MIZORAM	0	0	0	0	0	0	0	0
18	NAGALAND	0	0	0	0	0	0	0	0
19	ODISHA	0	0	0	0	0	0	0	0
20	PUNJAB	0	0	0	0	0	0	0	0
21	RAJASTHAN	0	0	0	0	0	0	0	0
22	SIKKIM	0	0	0	0	0	0	0	0
23	TAMIL NADU	0	0	0	17,647	0	0	0	17,647
24	TELANGANA	0	0	0	0	0	0	0	0
25	TRIPURA	0	0	0	0	0	0	0	0
26	UTTAR PRADESH	0	0	0	0	0	0	0	0
27	UTTARAKHAND	0	0	0	0	0	0	0	0
28	WEST BENGAL	0	0	0	0	0	0	0	0
<b>TOTAL STATES</b>		<b>0</b>	<b>0</b>	<b>0</b>	<b>6,12,049</b>	<b>0</b>	<b>0</b>	<b>0</b>	<b>6,12,049</b>
29	A & N ISLANDS	0	0	0	0	0	0	0	0
30	CHANDIGARH	0	0	0	0	0	0	0	0
31	DADRA & NAGAR HAVELI & DAMAN & DIU	0	0	0	0	0	0	0	0
32	DELHI	0	0	0	0	1,00,000	0	0	1,00,000
33	JAMMU & KASHMIR- UT	0	0	0	0	0	0	0	0
34	LADAKH	0	0	0	0	0	0	0	0
35	LAKSHADWEEP	0	0	0	0	0	0	0	0
36	PUDUCHERRY	0	0	0	0	0	0	0	0
<b>TOTAL U.T.</b>		<b>0</b>	<b>0</b>	<b>0</b>	<b>0</b>	<b>1,00,000</b>	<b>0</b>	<b>0</b>	<b>1,00,000</b>
<b>TOTAL (STATE &amp; UTs)</b>		<b>0</b>	<b>0</b>	<b>0</b>	<b>6,12,049</b>	<b>1,00,000</b>	<b>0</b>	<b>0</b>	<b>7,12,049</b>

**STATEMENT NO. 13: BUDGETED EXPENDITURE ON EDUCATION OF THE EDUCATION DEPARTMENTS ACCORDING TO HEADS OF CHARGES  
FOR 2021-22 (BUDGET ESTIMATE) (REVENUE ACCOUNT)**

(RUPEES IN THOUSANDS)

S. No.	STATE / UNION TERRITORY	ELEMENTARY TOTAL	EDUCATION % AGE	SECONDARY TOTAL	EDUCATION % AGE	ADULT TOTAL	EDUCATION % AGE	UNIV. & HIGHER TOTAL	EDUCATION % AGE
(1)	(2)	(3)	(4)	(5)	(6)	(7)	(8)	(9)	(10)
1	ANDHRA PRADESH	8,86,99,542	43.33	8,96,15,310	43.77	1,62,080	0.08	2,02,25,709	9.88
2	ARUNACHAL PRADESH	79,53,438	58.21	42,11,525	30.82	1,43,220	1.05	10,10,125	7.39
3	ASSAM	7,36,11,379	45.31	5,56,00,840	34.22	2,86,608	0.18	2,67,22,444	16.45
4	BIHAR	8,01,91,211	40.06	5,65,17,459	28.23	45,31,476	2.26	4,84,47,927	24.20
5	CHHATTISGARH	8,08,00,226	54.07	5,60,02,032	37.47	88,800	0.06	99,02,125	6.63
6	GOA	49,27,411	21.30	1,21,07,846	52.34	23,700	0.10	43,22,068	18.68
7	GUJARAT	15,87,82,383	60.71	6,93,07,998	26.50	33,675	0.01	1,87,37,318	7.16
8	HARYANA	8,46,18,287	49.74	5,33,56,140	31.37	85,000	0.05	2,53,07,880	14.88
9	HIMACHAL PRADESH	3,64,96,731	50.84	2,85,34,142	39.75	4,100	0.01	56,42,312	7.86
10	JHARKHAND	6,75,10,166	59.95	2,70,29,108	24.00	-	0.00	1,54,58,857	13.73
11	KARNATAKA	16,07,67,124	56.85	7,88,62,244	27.89	18,200	0.01	3,07,48,107	10.87
12	KERALA	8,31,58,449	37.80	9,25,80,265	42.08	2,37,500	0.11	3,01,91,518	13.72
13	MADHYA PRADESH	22,29,00,717	72.60	5,08,14,939	16.55	-	0.00	2,68,48,958	8.74
14	MAHARAHSTRA	32,82,33,910	46.48	25,63,81,064	36.30	2,89,817	0.04	8,27,88,865	11.72
15	MANIPUR	75,92,145	38.05	62,99,488	31.57	44,946	0.23	50,20,982	25.16
16	MEGHALAYA	85,83,617	47.97	50,02,942	27.96	1,28,443	0.72	31,83,305	17.79
17	MIZORAM	66,97,843	49.11	37,27,810	27.34	81,334	0.60	18,29,081	13.41
18	NAGALAND	67,46,035	43.42	64,61,549	41.59	34,041	0.22	14,41,628	9.28
19	ODISHA	8,27,83,684	50.42	5,64,84,464	34.40	-	0.00	2,12,05,894	12.92
20	PUNJAB	4,00,61,360	31.19	7,58,31,011	59.03	19,473	0.02	98,66,762	7.68
21	RAJASTHAN	13,68,26,979	35.40	22,75,76,615	58.88	2,22,419	0.06	1,56,89,932	4.06
22	SIKKIM	52,55,293	39.94	64,49,982	49.03	5,090	0.04	6,77,998	5.15
23	TAMIL NADU	14,01,02,404	39.21	14,87,14,678	41.62	94,957	0.03	3,50,24,249	9.80
24	TELANGANA	4,87,52,548	41.03	5,16,43,251	43.46	86,512	0.07	1,49,51,959	12.58
25	TRIPURA	95,12,495	36.83	1,41,08,858	54.62	-	0.00	18,85,661	7.30
26	UTTAR PRADESH	49,92,12,326	75.49	11,91,95,990	18.03	-	0.00	3,25,57,854	4.92
27	UTTARAKHAND	3,21,76,432	40.94	3,82,68,270	48.70	-	0.00	55,69,642	7.09
28	WEST BENGAL	12,14,26,869	33.53	18,64,19,357	51.48	1,18,134	0.03	4,09,62,146	11.31
<b>TOTAL STATES</b>		<b>2,62,43,81,004</b>	<b>50.00</b>	<b>1,87,71,05,177</b>	<b>35.76</b>	<b>67,39,525</b>	<b>0.13</b>	<b>53,62,21,306</b>	<b>10.22</b>
29	A & N ISLANDS	32,49,900	52.41	<b>20,87,100</b>	33.66	12,500	0.20	4,92,300	7.94
30	CHANDIGARH	23,15,174	33.39	18,60,979	26.84	14,500	0.21	15,40,107	22.21
31	DADRA & NAGAR HAVELI & DAMAN & DIU	9,64,710	36.25	10,87,350	40.86	5,610	0.21	1,67,830	6.31
32	DELHI	2,12,95,700	16.31	9,67,14,650	74.06	-	0.00	48,59,300	3.72
33	JAMMU & KASHMIR- UT	4,76,53,040	43.81	4,57,12,879	42.03	24,486	0.02	1,34,61,065	12.38
34	LADAKH	26,01,200	46.22	25,35,200	45.05	-	0.00	4,30,600	7.65
35	LAKSHADWEEP	6,06,500	36.60	6,09,000	36.75	-	0.00	1,65,000	9.96
36	PUDUCHERRY	33,40,466	34.71	30,95,405	32.17	10,469	0.11	17,80,844	18.51
<b>TOTAL U.T.</b>		<b>8,20,26,690</b>	<b>30.15</b>	<b>15,37,02,563</b>	<b>56.50</b>	<b>67,565</b>	<b>0.02</b>	<b>2,28,97,046</b>	<b>8.42</b>
<b>TOTAL (STATE &amp; UTs)</b>		<b>2,70,64,07,694</b>	<b>49.02</b>	<b>2,03,08,07,740</b>	<b>36.78</b>	<b>68,07,090</b>	<b>0.12</b>	<b>55,91,18,352</b>	<b>10.13</b>
<b>CENTRE TOTAL</b>		<b>#REF!</b>	<b>#REF!</b>	<b>#REF!</b>	<b>#REF!</b>	<b>#REF!</b>	<b>#REF!</b>	<b>#REF!</b>	<b>#REF!</b>
<b>GRAND TOTAL</b>		<b>#REF!</b>	<b>#REF!</b>	<b>#REF!</b>	<b>#REF!</b>	<b>#REF!</b>	<b>#REF!</b>	<b>#REF!</b>	<b>#REF!</b>



**STATEMENT NO. 13: BUDGETED EXPENDITURE ON EDUCATION OF THE EDUCATION DEPARTMENTS ACCORDING TO HEADS OF CHARGES FOR 2021-22 (BUDGET ESTIMATE) (REVENUE ACCOUNT)**

(RUPEES IN THOUSANDS)

S. No.	STATE / UNION TERRITORY	TECHNICAL TOTAL	EDUCATION % AGE	GENERAL TOTAL	EDUCATION % AGE	LANGUAGE TOTAL	EDUCATION % AGE	TOTAL
(1)	(2)	(11)	(12)	(13)	(14)	(15)	(16)	(17)
1	ANDHRA PRADESH	41,16,375	2.01	13,73,596	0.67	5,34,615	0.26	20,47,27,227
2	ARUNACHAL PRADESH	1,83,656	1.34	1,60,890	1.18	-	0.00	1,36,62,854
3	ASSAM	28,45,328	1.75	6,55,599	0.40	27,55,571	1.70	16,24,77,769
4	BIHAR	32,76,911	1.64	16,88,905	0.84	55,39,886	2.77	20,01,93,775
5	CHHATTISGARH	20,32,777	1.36	5,78,399	0.39	43,209	0.03	14,94,47,568
6	GOA	15,12,473	6.54	1,07,951	0.47	1,31,900	0.57	2,31,33,349
7	GUJARAT	1,13,89,755	4.35	30,18,029	1.15	2,81,434	0.11	26,15,50,592
8	HARYANA	67,38,411	3.96	-	0.00	-	0.00	17,01,05,718
9	HIMACHAL PRADESH	8,36,999	1.17	1,59,210	0.22	1,09,966	0.15	7,17,83,460
10	JHARKHAND	19,14,040	1.70	-	0.00	7,00,316	0.62	11,26,12,487
11	KARNATAKA	1,04,96,950	3.71	12,91,800	0.46	6,09,900	0.22	28,27,94,325
12	KERALA	1,28,58,732	5.84	8,00,422	0.36	1,74,713	0.08	22,00,01,599
13	MADHYA PRADESH	56,53,709	1.84	6,49,837	0.21	1,68,405	0.05	30,70,36,565
14	MAHARAHSTRA	3,18,94,168	4.52	66,55,005	0.94	455	0.00	70,62,43,284
15	MANIPUR	2,65,448	1.33	7,15,876	3.59	15,924	0.08	1,99,54,809
16	MEGHALAYA	4,09,185	2.29	5,85,586	3.27	450	0.00	1,78,93,528
17	MIZORAM	1,69,440	1.24	1,91,943	1.41	9,39,914	6.89	1,36,37,365
18	NAGALAND	2,49,973	1.61	-	0.00	6,03,433	3.88	1,55,36,659
19	ODISHA	28,28,278	1.72	1,79,980	0.11	6,95,215	0.42	16,41,77,515
20	PUNJAB	21,00,993	1.64	4,01,376	0.31	1,82,021	0.14	12,84,62,996
21	RAJASTHAN	24,48,524	0.63	2,68,386	0.07	35,04,083	0.91	38,65,36,938
22	SIKKIM	1,51,109	1.15	6,16,946	4.69	-	0.00	1,31,56,418
23	TAMIL NADU	1,35,48,881	3.79	1,92,68,622	5.39	5,76,349	0.16	35,73,30,140
24	TELANGANA	27,50,283	2.31	5,98,739	0.50	41,936	0.04	11,88,25,228
25	TRIPURA	42,756	0.17	96,787	0.37	1,82,248	0.71	2,58,28,805
26	UTTAR PRADESH	50,52,629	0.76	17,37,124	0.26	35,15,972	0.53	66,12,71,896
27	UTTARAKHAND	20,11,793	2.56	2,49,988	0.32	3,09,569	0.39	7,85,85,694
28	WEST BENGAL	88,09,172	2.43	36,62,299	1.01	7,23,508	0.20	36,21,21,485
	<b>TOTAL STATES</b>	<b>13,65,88,748</b>	<b>2.60</b>	<b>4,57,13,295</b>	<b>0.87</b>	<b>2,23,40,992</b>	<b>0.43</b>	<b>5,24,90,90,048</b>
29	A & N ISLANDS	2,39,300	3.86	1,09,500	1.77	10,200	0.16	62,00,800
30	CHANDIGARH	11,07,900	15.98	66,100	0.95	28,540	0.41	69,33,300
31	DADRA & NAGAR HAVELI & DAMAN & DIU	2,50,100	9.40	1,85,500	6.97	-	0.00	26,61,100
32	DELHI	53,25,100	4.08	23,89,400	1.83	-	0.00	13,05,84,150
33	JAMMU & KASHMIR- UT	17,11,712	1.57	1,97,960	0.18	-	0.00	10,87,61,142
34	LADAKH	41,800	0.74	19,000	0.34	-	0.00	56,27,800
35	LAKSHADWEEP	-	0.00	2,76,500	16.69	-	0.00	16,57,000
36	PUDUCHERRY	11,37,097	11.82	2,54,242	2.64	4,534	0.05	96,23,057
	<b>TOTAL U.T.</b>	<b>98,13,009</b>	<b>3.61</b>	<b>34,98,202</b>	<b>1.29</b>	<b>43,274</b>	<b>0.02</b>	<b>27,20,48,349</b>
	<b>TOTAL (STATE &amp; UTs)</b>	<b>14,64,01,757</b>	<b>2.65</b>	<b>4,92,11,497</b>	<b>0.89</b>	<b>2,23,84,266</b>	<b>0.41</b>	<b>5,52,11,38,397</b>
	<b>CENTRE TOTAL</b>	<b>#REF!</b>	<b>#REF!</b>	<b>#REF!</b>	<b>#REF!</b>	<b>#REF!</b>	<b>#REF!</b>	<b>#REF!</b>
	<b>GRAND TOTAL</b>	<b>#REF!</b>	<b>#REF!</b>	<b>#REF!</b>	<b>#REF!</b>	<b>#REF!</b>	<b>#REF!</b>	<b>#REF!</b>

**STATEMENT NO. 13 (a): BUDGETED EXPENDITURE ON EDUCATION OF THE EDUCATION DEPARTMENTS ACCORDING TO HEADS OF CHARGES  
FOR 2021-22 (BUDGET ESTIMATE) (CAPITAL ACCOUNT)**

( RUPEES IN THOUSANDS )

S. No.	STATE / UNION TERRITORY	ELEMENTARY TOTAL	SECONDARY TOTAL	ADULT TOTAL	UNIV. & HIGHER TOTAL	TECHNICAL TOTAL	GENERAL TOTAL	LANGUAGE TOTAL	T O T A L
(1)	(2)	(3)	(4)	(5)	(6)	(7)	(8)	(9)	(10)
1	ANDHRA PRADESH	30,000	3,61,20,740		26,69,128	8,24,613			3,96,44,481
2	ARUNACHAL PRADESH	2,93,300	-		-	-	2,31,500		5,24,800
3	ASSAM	29,03,700	5,23,002		18,19,880	6,91,510	1,70,495		61,08,587
4	BIHAR	27,50,000	67,67,000		2,20,100	82,71,550	100		1,80,08,750
5	CHHATTISGARH	5,22,010	48,77,575		6,78,750	7,20,110			67,98,445
6	GOA	1,00,000	3,54,201		5,10,100	5,60,741			15,25,042
7	GUJARAT	30,85,982	15,16,178		6,78,174	16,56,507			69,36,841
8	HARYANA	2,00,000	28,99,075	13,60,000		2,70,000	12,50,000		59,79,075
9	HIMACHAL PRADESH	2,18,900	4,38,900		4,24,900	8,16,900			18,99,600
10	JHARKHAND					10,50,100			10,50,100
11	KARNATAKA	44,00,000	20,00,100		34,00,227	12,00,000	5,733		1,10,06,060
12	KERALA	100	9,03,700	3,91,300		6,93,901	11,18,503		31,07,504
13	MADHYA PRADESH	7,21,637	79,19,881		60,11,458	1,05,84,660	21,69,010		2,74,06,646
14	MAHARAHSTRA		7,20,000		1,86,683	8,19,800	49,140		17,75,623
15	MANIPUR	18,000	24,900	20,000		8,550	2,02,449		2,73,899
16	MEGHALAYA	20,000	1,12,000		1,23,000	16,000			2,71,000
17	MIZORAM								-
18	NAGALAND		4,76,900	32,000		1,45,000			6,53,900
19	ODISHA	40,000	6,20,001	6,45,000		9,00,001	50,000		22,55,002
20	PUNJAB		2,65,948		13,12,700	2,10,301	5,64,452		23,53,401
21	RAJASTHAN	12,59,203	47,26,383	6,77,282	6,77,282	47,204	17,54,805	15,002	91,57,161
22	SIKKIM	4,000	2,22,972		14,49,563	20,000			16,96,535
23	TAMIL NADU		14,19,216		31,32,478	3,53,691	7,869		49,13,254
24	TELANGANA	6,000	15,98,068		2,15,280	47,837	4,90,600		23,57,785
25	TRIPURA		5,13,400		24,000	450	18,982		5,56,832
26	UTTAR PRADESH	25,14,334	75,45,701		36,19,453	4,56,200	12,11,989		1,53,47,677
27	UTTARAKHAND	1,00,001	9,41,902	-	4,94,002	1,55,453	50,000	20,000	17,61,358
28	WEST BENGAL	10,50,000	9,70,000	13,80,500		26,88,360	4,49,252		65,38,112
	<b>TOTAL STATES</b>	<b>2,02,37,167</b>	<b>8,44,77,743</b>	<b>45,06,082</b>	<b>2,76,47,158</b>	<b>3,32,09,439</b>	<b>97,94,879</b>	<b>35,002</b>	<b>17,99,07,470</b>
29	A & N ISLANDS	80,000	1,20,000		62,000	39,000	65,100		3,66,100
30	CHANDIGARH	21,837	1,50,933		3,03,950	3,33,300	1,23,780		9,33,800
31	DADRA & NAGAR HAVELI & DAMAN & DIU		4,50,000			42,500	7,01,000		11,93,500
32	DELHI		82,60,000		13,00,000	32,56,500	40,00,000		1,68,16,500
33	JAMMU & KASHMIR- UT	4,14,504	17,61,032		79,22,500	1,92,500	58,49,943		1,61,40,479
34	LADAKH	25,000			56,500	15,000	19,000		1,15,500
35	LAKSHADWEEP		70,000		5,000		22,000		97,000
36	PUDUCHERRY	17,700	66,000		15,250	52,452	50,467		2,01,869
	<b>TOTAL U.T.</b>	<b>5,59,041</b>	<b>1,08,77,965</b>	<b>-</b>	<b>96,65,200</b>	<b>39,31,252</b>	<b>1,08,31,290</b>	<b>-</b>	<b>3,58,64,748</b>
	<b>TOTAL (STATE &amp; UTs)</b>	<b>2,07,96,208</b>	<b>9,53,55,708</b>	<b>45,06,082</b>	<b>3,73,12,358</b>	<b>3,71,40,691</b>	<b>2,06,26,169</b>	<b>35,002</b>	<b>21,57,72,218</b>

**STATEMENT NO. 13 (b): BUDGETED EXPENDITURE ON EDUCATION OF THE EDUCATION DEPARTMENTS ACCORDING TO HEADS OF CHARGES FOR 2021-22 (BUDGET ESTIMATE) (LOANS AND ADVANCES ACCOUNT)**

( RUPEES IN THOUSANDS )

S. No.	STATE / UNION TERRITORY	ELEMENTARY TOTAL	SECONDARY TOTAL	ADULT TOTAL	UNIV. & HIGHER TOTAL	TECHNICAL TOTAL	GENERAL TOTAL	LANGUAGE TOTAL	TOTAL
(1)	(2)	(3)	(4)	(5)	(6)	(7)	(8)	(9)	(10)
1	ANDHRA PRADESH	0	0	0	0	0	0	0	0
2	ARUNACHAL PRADESH	0	0	0	0	0	0	0	0
3	ASSAM	0	0	0	0	0	0	0	0
4	BIHAR	0	0	0	0	0	0	0	0
5	CHHATTISGARH	0	0	0	0	0	0	0	0
6	GOA	0	0	0	0	0	0	0	0
7	GUJARAT	0	0	0	0	0	0	0	0
8	HARYANA	0	0	0	0	0	0	0	0
9	HIMACHAL PRADESH	0	0	0	1	0	0	0	1
10	JHARKHAND	0	0	0	0	0	0	0	0
11	KARNATAKA	0	0	0	0	0	0	0	0
12	KERALA	0	0	0	0	0	0	0	0
13	MADHYA PRADESH	0	0	0	5,78,401	0	0	0	5,78,401
14	MAHARAHSTRA	0	0	0	0	0	0	0	0
15	MANIPUR	0	0	0	0	0	0	0	0
16	MEGHALAYA	0	0	0	0	0	0	0	0
17	MIZORAM	0	0	0	0	0	0	0	0
18	NAGALAND	0	0	0	0	0	0	0	0
19	ODISHA	0	0	0	0	0	0	0	0
20	PUNJAB	0	0	0	0	0	0	0	0
21	RAJASTHAN	0	0	0	0	0	0	0	0
22	SIKKIM	0	0	0	0	0	0	0	0
23	TAMIL NADU	0	0	0	0	0	0	0	0
24	TELANGANA	0	0	0	0	0	0	0	0
25	TRIPURA	0	0	0	0	0	0	0	0
26	UTTAR PRADESH	0	0	0	0	0	0	0	0
27	UTTARAKHAND	0	0	0	0	0	0	0	0
28	WEST BENGAL	0	0	0	0	0	0	0	0
	<b>TOTAL STATES</b>	<b>0</b>	<b>0</b>	<b>0</b>	<b>5,78,402</b>	<b>0</b>	<b>0</b>	<b>0</b>	<b>5,78,402</b>
29	A & N ISLANDS	0	0	0	0	0	0	0	0
30	CHANDIGARH	0	0	0	0	0	0	0	0
31	DADRA & NAGAR HAVELI & DAMAN & DIU	0	0	0	0	0	0	0	0
32	DELHI	0	0	0	0	0	0	0	0
33	JAMMU & KASHMIR- UT	0	0	0	0	0	0	0	0
34	LADAKH	0	0	0	0	0	0	0	0
35	LAKSHADWEEP	0	0	0	0	0	0	0	0
36	PUDUCHERRY	0	0	0	0	0	0	0	0
	<b>TOTAL U.T.</b>	<b>0</b>	<b>0</b>	<b>0</b>	<b>0</b>	<b>0</b>	<b>0</b>	<b>0</b>	<b>0</b>
	<b>TOTAL (STATE &amp; UTs)</b>	<b>0</b>	<b>0</b>	<b>0</b>	<b>5,78,402</b>	<b>0</b>	<b>0</b>	<b>0</b>	<b>5,78,402</b>

**STATEMENT NO.14: SECTOR-WISE EXPENDITURE ON EDUCATION BY EDUCATION DEPARTMENTS  
STATES/ UTs AND CENTRE FOR 2019-20 (ACTUAL) (REVENUE ACCOUNT)**

(RUPEES IN THOUSANDS)

S. No.	SECTOR	EXPENDITURE ON EDUCATION			%AGE TO TOTAL EXPENDITURE
		STATES/UT	CENTRE	TOTAL	
(1)	(2)	(3)	(4)	(5)	(6)
1	ELEMENTARY EDUCATION	2,26,83,75,581	42,18,41,273	2,69,02,16,854	48.95
2	SECONDARY EDUCATION	1,69,04,09,883	10,41,50,372	1,79,45,60,255	32.65
3	ADULT EDUCATION	59,00,411	1,10,886	60,11,297	0.11
4	UNIVERSITY/DL/SCHLORSHIP	47,63,38,823	19,00,23,500	66,63,62,323	12.12
5	TECHNICAL EDUCATION	11,42,93,084	14,97,57,100	26,40,50,184	4.80
6	GENERAL EDUCATION	5,03,21,186	35,92,000	5,39,13,186	0.98
7	LANGUAGE DEVELOPMENT	1,60,01,915	49,43,700	2,09,45,615	0.38
	<b>TOTAL</b>	<b>4,62,16,40,882</b>	<b>87,44,18,831</b>	<b>5,49,60,59,713</b>	<b>100.00</b>

**STATEMENT NO.15: SECTOR-WISE EXPENDITURE ON EDUCATION BY EDUCATION DEPARTMENTS  
STATES/ UTs AND CENTRE FOR 2020-21 (REVISED ESTIMATE) (REVENUE ACCOUNT)**

(RUPEES IN THOUSANDS)

S. No.	SECTOR	EXPENDITURE ON EDUCATION			% TO TOTAL EXPENDITURE
		STATES/UT	CENTRE	TOTAL	
(1)	(2)	(3)	(4)	(5)	(6)
1	ELEMENTARY EDUCATION	2,43,32,84,614	41,20,90,733	2,84,53,75,347	48.65
2	SECONDARY EDUCATION	1,81,56,38,342	10,89,09,133	1,92,45,47,475	32.91
3	ADULT EDUCATION	62,47,637	11,24,167	73,71,804	0.13
4	UNIVERSITY/DL/SCHLORSHIP	53,54,79,356	17,47,44,200	71,02,23,556	12.14
5	TECHNICAL EDUCATION	12,68,25,625	14,37,37,200	27,05,62,825	4.63
6	GENERAL EDUCATION	6,03,39,322	39,32,900	6,42,72,222	1.10
7	LANGUAGE DEVELOPMENT	2,14,11,827	44,91,400	2,59,03,227	0.44
	<b>TOTAL</b>	<b>4,99,92,26,724</b>	<b>84,90,29,733</b>	<b>5,84,82,56,457</b>	<b>100.00</b>

**STATEMENT NO.16: SECTOR-WISE EXPENDITURE ON EDUCATION BY EDUCATION DEPARTMENTS  
STATES/ UTs AND CENTRE FOR 2021-22 (BUDGET ESTIMATE) (REVENUE ACCOUNT)**

**(RUPEES IN THOUSANDS)**

S. No.	SECTOR	EXPENDITURE ON EDUCATION			% TO TOTAL EXPENDITURE
		STATES/UT	CENTRE	TOTAL	
(1)	(2)	(3)	(4)	(5)	(6)
1	ELEMENTARY EDUCATION	2,70,64,07,694	42,59,21,600	3,13,23,29,294	48.54
2	SECONDARY EDUCATION	2,03,08,07,740	12,03,85,000	2,15,11,92,740	33.33
3	ADULT EDUCATION	68,07,090	26,30,000	94,37,090	0.15
4	UNIVERSITY/DL/SCHLORSHIP	55,91,18,352	21,06,82,400	76,98,00,752	11.93
5	TECHNICAL EDUCATION	14,64,01,757	16,09,39,200	30,73,40,957	4.76
6	GENERAL EDUCATION	4,92,11,497	59,46,100	5,51,57,597	0.85
7	LANGUAGE DEVELOPMENT	2,23,84,266	56,83,800	2,80,68,066	0.43
	<b>TOTAL</b>	<b>5,52,11,38,397</b>	<b>93,21,88,100</b>	<b>6,45,33,26,497</b>	<b>100.00</b>

**STATEMENT NO. 17 : BUDGET PROVISIONS FOR CENTRE & STATE EDUCATION DEPARTMENTS UNDER REVENUE ACCOUNT, CAPITAL ACCOUNT OUT -SIDE REVENUE ACCOUNT & LOANS AND ADVANCES ACCOUNT FOR 2019-20 (ACTUAL)**

(RUPEES IN THOUSANDS)

S. No.	STATE / UNION TERRITORY	REVENUE ACCOUNT			CAPITAL ACCOUNT OUT-SIDE REVENUE ACCOUNT		
		TOTAL BUDGET	EDUCATION DEPARTMENTS	%AGE OF COL (4) TO COL. (3)	TOTAL BUDGET	EDUCATION DEPARTMENTS	%AGE OF COL (7) TO COL. (6)
(1)	(2)	(3)	(4)	(5)	(6)	(7)	(8)
1	ANDHRA PRADESH	1,37,47,45,000	20,49,97,594	14.91	12,24,20,750	23,86,523	1.95
2	ARUNACHAL PRADESH	12,21,87,000	1,19,04,247	9.74	3,69,30,470	5,73,632	1.55
3	ASSAM	65,81,73,000	15,63,84,949	23.76	13,18,54,220	14,18,462	1.08
4	BIHAR	1,23,53,37,000	13,85,92,499	11.22	12,30,39,050	48,99,439	3.98
5	CHHATTISGARH	73,47,73,000	12,68,74,021	17.27	8,56,63,900	39,70,564	4.64
6	GOA	11,57,56,000	1,79,68,379	15.52	1,65,93,160	12,13,798	7.32
7	GUJARAT	1,40,89,89,000	23,53,51,124	16.70	25,65,06,100	34,70,939	1.35
8	HARYANA	84,84,82,000	13,46,90,612	15.87	17,66,59,320	38,82,846	2.20
9	HIMACHAL PRADESH	30,73,04,000	5,53,66,768	18.02	5,17,39,140	16,76,138	3.24
10	JHARKHAND	56,45,61,000	8,12,98,332	14.40	9,87,87,100	23,32,381	2.36
11	KARNATAKA	1,74,25,74,000	26,67,07,998	15.31	35,52,94,390	1,10,47,908	3.11
12	KERALA	1,04,71,99,000	17,86,31,598	17.06	8,45,48,030	31,10,904	3.68
13	MADHYA PRADESH	1,50,44,43,000	27,33,06,342	18.17	29,24,14,770	1,04,05,087	3.56
14	MAHARAHSTRA	3,00,30,52,000	60,00,31,700	19.98	36,41,55,690	21,06,812	0.58
15	MANIPUR	10,23,86,000	1,08,80,622	10.63	1,15,52,430	4,66,140	4.03
16	MEGHALAYA	9,56,51,000	1,61,06,263	16.84	93,97,110	-	0.00
17	MIZORAM	9,45,40,000	1,30,02,906	13.75	1,37,26,740	1,31,981	0.96
18	NAGALAND	11,63,70,000	1,26,56,668	10.88	1,20,63,250	1,21,580	1.01
19	ODISHA	99,13,73,000	13,64,36,320	13.76	20,27,72,750	21,61,462	1.07
20	PUNJAB	75,85,96,000	10,61,07,349	13.99	17,82,77,320	5,09,406	0.29
21	RAJASTHAN	1,76,48,51,000	30,47,62,617	17.27	14,71,80,460	43,23,536	2.94
22	SIKKIM	6,18,51,000	1,28,83,821	20.83	72,06,090	2,00,980	2.79
23	TAMIL NADU	2,10,43,47,000	34,56,42,983	16.43	25,63,15,800	41,37,546	1.61
24	TELANGANA	1,08,79,79,000	10,60,30,498	9.75	16,85,88,050	4,38,284	0.26
25	TRIPURA	13,37,69,000	1,61,47,461	12.07	88,32,220	18,252	0.21
26	UTTAR PRADESH	2,98,83,30,000	50,07,12,061	16.76	59,99,80,260	79,25,871	1.32
27	UTTARAKHAND	32,85,88,000	6,44,42,310	19.61	5,41,41,790	9,81,363	1.81
28	WEST BENGAL	1,62,57,51,000	27,90,35,963	17.16	15,97,05,150	26,20,472	1.64
	<b>TOTAL STATES</b>	<b>26,92,19,57,000</b>	<b>4,40,69,54,005</b>	<b>16.37</b>	<b>4,02,63,45,510</b>	<b>7,65,32,306</b>	<b>1.90</b>
29	A & N ISLANDS	4,44,76,098	61,87,707	13.91	50,11,800	4,19,310	8.37
30	CHANDIGARH	4,00,86,922	67,37,420	16.81	13,48,500	4,87,963	36.19
31	DADRA & NAGAR HAVELI & DAMAN & DIU	1,47,58,206	34,08,580	23.10	63,95,000	8,16,306	12.76
32	DELHI	39,63,70,000	9,96,46,378	25.14	5,47,18,400	1,24,50,541	22.75
33	JAMMU & KASHMIR- UT	52,96,34,000	8,94,57,499	16.89	9,94,42,260	1,20,14,995	12.08
34	LADAKH	-	-	0.00	-	-	-
35	LAKSHADWEEP	1,12,96,914	14,80,022	13.10	16,76,100	1,40,290	8.37
36	PUDUCHERRY	6,83,58,000	77,69,271	11.37	32,66,050	1,68,403	5.16
	<b>TOTAL U.T.</b>	<b>1,10,49,80,140</b>	<b>21,46,86,877</b>	<b>19.43</b>	<b>17,18,58,110</b>	<b>2,64,97,808</b>	<b>15.42</b>
	<b>TOTAL (STATE &amp; UTs)</b>	<b>28,02,69,37,140</b>	<b>4,62,16,40,882</b>	<b>16.49</b>	<b>4,19,82,03,620</b>	<b>10,30,30,114</b>	<b>2.45</b>
	<b>CENTRE TOTAL</b>	<b>26,15,31,96,700</b>	<b>87,44,18,831</b>	<b>3.34</b>	<b>3,87,74,41,100</b>	<b>-</b>	<b>0.00</b>
	<b>GRAND TOTAL</b>	<b>54,18,01,33,840</b>	<b>5,49,60,59,713</b>	<b>10.14</b>	<b>8,07,56,44,720</b>	<b>10,30,30,114</b>	<b>1.28</b>

**STATEMENT NO. 17 : BUDGET PROVISIONS FOR CENTRE & STATE EDUCATION DEPARTMENTS UNDER REVENUE ACCOUNT, CAPITAL ACCOUNT OUT -SIDE REVENUE ACCOUNT & LOANS AND ADVANCES ACCOUNT FOR 2019-20 (ACTUAL)**

(RUPEES IN THOUSANDS)

S. No.	STATE / UNION TERRITORY	LOANS AND ADVANCES ACCOUNT			TOTAL REVENUE, CAPITAL & LOANS AND ADVANCES		
		TOTAL BUDGET	EDUCATION DEPARTMENTS	%AGE OF COL (10) TO COL (9)	TOTAL BUDGET	EDUCATION DEPARTMENTS	%AGE OF COL (13) TO COL. (12)
(1)	(2)	(9)	(10)	(11)	(12)	(13)	(14)
1	ANDHRA PRADESH	5,35,62,910	-	0.00	1,55,07,28,660	20,73,84,117	13.37
2	ARUNACHAL PRADESH	1,60,190	-	0.00	15,92,77,660	1,24,77,879	7.83
3	ASSAM	31,61,590	-	0.00	79,31,88,810	15,78,03,411	19.89
4	BIHAR	66,62,990	-	0.00	1,36,50,39,040	14,34,91,938	10.51
5	CHHATTISGARH	5,61,080	-	0.00	82,09,97,980	13,08,44,585	15.94
6	GOA	1,34,180	-	0.00	13,24,83,340	1,91,82,177	14.48
7	GUJARAT	1,31,17,220	-	0.00	1,67,86,12,320	23,88,22,063	14.23
8	HARYANA	1,30,92,490	-	0.00	1,03,82,33,810	13,85,73,458	13.35
9	HIMACHAL PRADESH	45,82,070	10,000	0.22	36,36,25,210	5,70,52,906	15.69
10	JHARKHAND	16,54,290	-	0.00	66,50,02,390	8,36,30,713	12.58
11	KARNATAKA	4,06,90,700	-	0.00	2,13,85,59,090	27,77,55,906	12.99
12	KERALA	1,21,02,210	-	0.00	1,14,38,49,240	18,17,42,502	15.89
13	MADHYA PRADESH	98,71,570	4,62,720	4.69	1,80,67,29,340	28,41,74,149	15.73
14	MAHARAHSTRA	1,96,98,600	-	0.00	3,38,69,06,290	60,21,38,512	17.78
15	MANIPUR	-	-	-	11,39,38,430	1,13,46,762	9.96
16	MEGHALAYA	4,37,840	-	0.00	10,54,85,950	1,61,06,263	15.27
17	MIZORAM	8,19,520	-	0.00	10,90,86,260	1,31,34,887	12.04
18	NAGALAND	92,660	-	0.00	12,85,25,910	1,27,78,248	9.94
19	ODISHA	1,25,93,050	-	0.00	1,20,67,38,800	13,85,97,782	11.49
20	PUNJAB	78,38,830	-	0.00	94,47,12,150	10,66,16,755	11.29
21	RAJASTHAN	2,25,51,860	-	0.00	1,93,45,83,320	30,90,86,153	15.98
22	SIKKIM	1,70,660	-	0.00	6,92,27,750	1,30,84,801	18.90
23	TAMIL NADU	4,02,22,510	14,05,700	3.49	2,40,08,85,310	35,11,86,229	14.63
24	TELANGANA	8,69,97,760	-	0.00	1,34,35,64,810	10,64,68,782	7.92
25	TRIPURA	37,500	-	0.00	14,26,38,720	1,61,65,713	11.33
26	UTTAR PRADESH	2,12,00,070	-	0.00	3,60,95,10,330	50,86,37,932	14.09
27	UTTARAKHAND	12,57,780	-	0.00	38,39,87,570	6,54,23,673	17.04
28	WEST BENGAL	1,26,63,080	-	0.00	1,79,81,19,230	28,16,56,435	15.66
	<b>TOTAL STATES</b>	<b>38,59,35,210</b>	<b>18,78,420</b>	<b>0.49</b>	<b>31,33,42,37,720</b>	<b>4,48,53,64,731</b>	<b>14.31</b>
29	A & N ISLANDS	-	-	-	4,94,87,898	66,07,017	13.35
30	CHANDIGARH	-	-	-	4,14,35,422	72,25,383	17.44
31	DADRA & NAGAR HAVELI & DAMAN & DIU	-	-	-	2,11,53,206	42,24,886	19.97
32	DELHI	3,26,62,960	1,00,000	0.31	48,37,51,360	11,21,96,919	23.19
33	JAMMU & KASHMIR- UT	23,440	-	0.00	62,90,99,700	10,14,72,494	16.13
34	LADAKH	-	-	-	-	-	-
35	LAKSHADWEEP	-	-	-	1,29,73,014	16,20,312	12.49
36	PUDUCHERRY	1,120	-	0.00	7,16,25,170	79,37,674	11.08
	<b>TOTAL U.T.</b>	<b>3,26,87,520</b>	<b>1,00,000</b>	<b>0.31</b>	<b>1,30,95,25,770</b>	<b>24,12,84,685</b>	<b>18.43</b>
	<b>TOTAL (STATE &amp; UTs)</b>	<b>41,86,22,730</b>	<b>19,78,420</b>	<b>0.47</b>	<b>32,64,37,63,490</b>	<b>4,72,66,49,416</b>	<b>14.48</b>
	<b>CENTRE TOTAL</b>	<b>45,14,17,700</b>	<b>-</b>	<b>0.00</b>	<b>30,48,20,55,500</b>	<b>87,44,18,831</b>	<b>2.87</b>
	<b>GRAND TOTAL</b>	<b>87,00,40,430</b>	<b>19,78,420</b>	<b>0.23</b>	<b>63,12,58,18,990</b>	<b>5,60,10,68,247</b>	<b>8.87</b>



**STATEMENT NO. 18: BUDGET PROVISIONS FOR CENTRE & STATE EDUCATION DEPARTMENTS UNDER REVENUE ACCOUNT, CAPITAL ACCOUNT OUT -SIDE REVENUE ACCOUNT & LOANS AND ADVANCES ACCOUNT FOR 2020-21 (REVISED ESTIMATE)**

(RUPEES IN THOUSANDS)

S. No.	STATE / UNION TERRITORY	REVENUE ACCOUNT			CAPITAL ACCOUNT OUT-SIDE REVENUE ACCOUNT		
		TOTAL BUDGET	EDUCATION DEPARTMENTS	%AGE OF COL (4) TO COL. (3)	TOTAL BUDGET	EDUCATION DEPARTMENTS	%AGE OF COL (7) TO COL. (6)
(1)	(2)	(3)	(4)	(5)	(6)	(7)	(8)
1	ANDHRA PRADESH	1,52,98,99,000	19,41,77,625	12.69	18,79,73,900	3,46,43,768	18.43
2	ARUNACHAL PRADESH	14,40,28,000	1,54,97,111	10.76	6,18,85,520	5,04,467	0.82
3	ASSAM	96,01,16,000	20,19,54,200	21.03	23,83,84,300	46,98,316	1.97
4	BIHAR	1,79,42,64,000	20,03,30,866	11.17	37,74,78,780	1,60,16,600	4.24
5	CHHATTISGARH	80,64,74,000	14,26,00,382	17.68	10,68,05,080	72,98,142	6.83
6	GOA	14,43,61,000	2,16,00,541	14.96	4,04,68,320	23,83,012	5.89
7	GUJARAT	1,54,24,61,000	25,31,35,185	16.41	28,45,36,800	62,87,804	2.21
8	HARYANA	96,99,15,000	14,35,22,389	14.80	5,06,53,930	43,55,350	8.60
9	HIMACHAL PRADESH	36,13,36,000	6,30,85,176	17.46	6,11,75,240	22,50,779	3.68
10	JHARKHAND	67,82,06,000	9,91,96,051	14.63	8,06,94,770	10,02,000	1.24
11	KARNATAKA	1,79,19,49,000	27,21,97,930	15.19	37,14,62,940	1,05,07,800	2.83
12	KERALA	1,17,32,15,000	15,79,90,314	13.47	9,39,09,230	28,88,084	3.08
13	MADHYA PRADESH	1,58,54,52,000	28,00,92,721	17.67	29,67,06,620	1,02,43,674	3.45
14	MAHARAHSTRA	3,35,67,54,000	61,44,12,736	18.30	41,27,54,570	15,79,835	0.38
15	MANIPUR	16,70,70,000	1,80,21,507	10.79	4,54,11,630	3,04,283	0.67
16	MEGHALAYA	14,42,76,000	1,87,73,771	13.01	2,38,24,530	2,02,125	0.85
17	MIZORAM	10,25,39,000	1,49,21,778	14.55	1,41,52,270	50,000	0.35
18	NAGALAND	12,06,49,000	1,43,43,725	11.89	2,17,52,230	2,53,868	1.17
19	ODISHA	1,04,86,39,000	14,62,68,215	13.95	19,29,81,730	16,29,000	0.84
20	PUNJAB	92,77,23,000	12,29,12,536	13.25	6,82,16,790	15,38,984	2.26
21	RAJASTHAN	1,89,70,18,000	32,72,23,794	17.25	16,79,90,490	93,07,801	5.54
22	SIKKIM	7,24,52,000	1,31,31,880	18.12	1,69,57,310	10,91,722	6.44
23	TAMIL NADU	2,46,69,47,000	36,88,61,149	14.95	37,73,44,200	38,33,427	1.02
24	TELANGANA	1,33,98,43,000	10,75,44,697	8.03	10,56,11,800	1,00,000	0.09
25	TRIPURA	16,73,08,000	2,33,30,768	13.94	1,76,79,620	16,098	0.09
26	UTTAR PRADESH	3,19,96,24,000	52,74,24,679	16.48	68,25,38,710	86,25,256	1.26
27	UTTARAKHAND	40,09,12,000	7,38,51,175	18.42	7,60,89,640	13,12,663	1.73
28	WEST BENGAL	1,80,31,60,000	32,46,61,670	18.01	14,51,81,060	18,60,750	1.28
	<b>TOTAL STATES</b>	<b>30,69,65,90,000</b>	<b>4,76,10,64,571</b>	<b>15.51</b>	<b>4,62,06,22,010</b>	<b>13,47,85,608</b>	<b>2.92</b>
29	A & N ISLANDS	4,42,13,700	59,51,700	13.46	40,36,000	3,10,400	7.69
30	CHANDIGARH	3,83,93,600	64,06,150	16.69	31,55,500	5,11,100	16.20
31	DADRA & NAGAR HAVELI & DAMAN & DIU	1,01,13,100	21,57,846	21.34	40,72,200	5,65,385	13.88
32	DELHI	46,21,46,000	10,35,84,721	22.41	5,41,52,900	99,92,900	18.45
33	JAMMU & KASHMIR- UT	62,48,61,000	10,42,23,246	16.68	36,46,11,110	1,46,11,900	4.01
34	LADAKH	2,33,17,200	54,92,724	23.56	3,62,62,800	1,42,400	0.39
35	LAKSHADWEEP	1,14,83,400	16,35,200	14.24	20,13,700	1,29,500	6.43
36	PUDUCHERRY	7,77,30,000	87,10,566	11.21	36,33,570	5,66,661	15.60
	<b>TOTAL U.T.</b>	<b>1,29,22,58,000</b>	<b>23,81,62,153</b>	<b>18.43</b>	<b>47,19,37,780</b>	<b>2,68,30,246</b>	<b>5.69</b>
	<b>TOTAL (STATE &amp; UTs)</b>	<b>31,98,88,48,000</b>	<b>4,99,92,26,724</b>	<b>15.63</b>	<b>5,09,25,59,790</b>	<b>16,16,15,854</b>	<b>3.17</b>
	<b>CENTRE TOTAL</b>	<b>32,53,95,06,500</b>	<b>84,90,29,733</b>	<b>2.61</b>	<b>3,59,36,90,700</b>	<b>-</b>	<b>0.00</b>
	<b>GRAND TOTAL</b>	<b>64,52,83,54,500</b>	<b>5,84,82,56,457</b>	<b>9.06</b>	<b>8,68,62,50,490</b>	<b>16,16,15,854</b>	<b>1.86</b>

**STATEMENT NO. 18: BUDGET PROVISIONS FOR CENTRE & STATE EDUCATION DEPARTMENTS UNDER REVENUE ACCOUNT, CAPITAL ACCOUNT OUT -SIDE REVENUE ACCOUNT & LOANS AND ADVANCES ACCOUNT FOR 2020-21 (REVISED ESTIMATE)**

(RUPEES IN THOUSANDS)

S. No.	STATE / UNION TERRITORY	LOANS AND ADVANCES ACCOUNT			TOTAL REVENUE, CAPITAL & LOANS AND ADVANCES		
		TOTAL BUDGET	EDUCATION DEPARTMENTS	%AGE OF COL (10) TO COL (9)	TOTAL BUDGET	EDUCATION DEPARTMENTS	%AGE OF COL (13) TO COL (12)
(1)	(2)	(9)	(10)	(11)	(12)	(13)	(14)
1	ANDHRA PRADESH	1,70,74,830	-	0.00	1,73,49,47,730	22,88,21,393	13.19
2	ARUNACHAL PRADESH	54,500	-	0.00	20,59,68,020	1,60,01,578	7.77
3	ASSAM	34,36,490	-	0.00	1,20,19,36,790	20,66,52,516	17.19
4	BIHAR	1,23,04,450	-	0.00	2,18,40,47,230	21,63,47,466	9.91
5	CHHATTISGARH	15,40,520	-	0.00	91,48,19,600	14,98,98,524	16.39
6	GOA	7,02,810	-	0.00	18,55,32,130	2,39,83,553	12.93
7	GUJARAT	1,23,55,830	-	0.00	1,83,93,53,630	25,94,22,989	14.10
8	HARYANA	1,09,99,640	-	0.00	1,03,15,68,570	14,78,77,739	14.34
9	HIMACHAL PRADESH	36,10,800	16,001	0.44	42,61,22,040	6,53,51,956	15.34
10	JHARKHAND	1,35,99,690	-	0.00	77,25,00,460	10,01,98,051	12.97
11	KARNATAKA	1,97,82,700	-	0.00	2,18,31,94,640	28,27,05,730	12.95
12	KERALA	1,67,01,570	-	0.00	1,28,38,25,800	16,08,78,398	12.53
13	MADHYA PRADESH	1,29,02,260	5,78,401	4.48	1,89,50,60,880	29,09,14,796	15.35
14	MAHARAHSTRA	2,55,29,500	-	0.00	3,79,50,38,070	61,59,92,571	16.23
15	MANIPUR	1,53,000	-	0.00	21,26,34,630	1,83,25,790	8.62
16	MEGHALAYA	10,26,100	-	0.00	16,91,26,630	1,89,75,896	11.22
17	MIZORAM	31,000	-	0.00	11,67,22,270	1,49,71,778	12.83
18	NAGALAND	58,290	-	0.00	14,24,59,520	1,45,97,593	10.25
19	ODISHA	1,35,28,780	-	0.00	1,25,51,49,510	14,78,97,215	11.78
20	PUNJAB	92,36,280	-	0.00	1,00,51,76,070	12,44,51,520	12.38
21	RAJASTHAN	49,86,420	-	0.00	2,06,99,94,910	33,65,31,595	16.26
22	SIKKIM	13,500	-	0.00	8,94,22,810	1,42,23,602	15.91
23	TAMIL NADU	6,13,41,800	17,647	0.03	2,90,56,33,000	37,27,12,223	12.83
24	TELANGANA	15,66,21,970	-	0.00	1,60,20,76,770	10,76,44,697	6.72
25	TRIPURA	31,250	-	0.00	18,50,18,870	2,33,46,866	12.62
26	UTTAR PRADESH	1,63,68,500	-	0.00	3,89,85,31,210	53,60,49,935	13.75
27	UTTARAKHAND	14,75,950	-	0.00	47,84,77,590	7,51,63,838	15.71
28	WEST BENGAL	3,65,24,930	-	0.00	1,98,48,65,990	32,65,22,420	16.45
	<b>TOTAL STATES</b>	<b>45,19,93,360</b>	<b>6,12,049</b>	<b>0.14</b>	<b>35,76,92,05,370</b>	<b>4,89,64,62,228</b>	<b>13.69</b>
29	A & N ISLANDS	-	-		4,82,49,700	62,62,100	12.98
30	CHANDIGARH	-	-		4,15,49,100	69,17,250	16.65
31	DADRA & NAGAR HAVELI & DAMAN & DIU	-	-		1,41,85,300	27,23,231	19.20
32	DELHI	4,10,49,800	1,00,000	0.24	55,73,48,700	11,36,77,621	20.40
33	JAMMU & KASHMIR- UT	11,24,000	-	0.00	99,05,96,110	11,88,35,146	12.00
34	LADAKH	-	-		5,95,80,000	56,35,124	9.46
35	LAKSHADWEEP	-	-		1,34,97,100	17,64,700	13.07
36	PUDUCHERRY	50,400	-	0.00	8,14,13,970	92,77,227	11.40
	<b>TOTAL U.T.</b>	<b>4,22,24,200</b>	<b>1,00,000</b>	<b>0.24</b>	<b>1,80,64,19,980</b>	<b>26,50,92,399</b>	<b>14.68</b>
	<b>TOTAL (STATE &amp; UTs)</b>	<b>49,42,17,560</b>	<b>7,12,049</b>	<b>0.14</b>	<b>37,57,56,25,350</b>	<b>5,16,15,54,627</b>	<b>13.74</b>
	<b>CENTRE TOTAL</b>	<b>2,57,55,60,300</b>	<b>-</b>	<b>0.00</b>	<b>38,70,87,57,500</b>	<b>84,90,29,733</b>	<b>2.19</b>
	<b>GRAND TOTAL</b>	<b>3,06,97,77,860</b>	<b>7,12,049</b>	<b>0.02</b>	<b>76,28,43,82,850</b>	<b>6,01,05,84,360</b>	<b>7.88</b>

**STATEMENT NO. 19: BUDGET PROVISIONS FOR CENTRE & STATE EDUCATION DEPARTMENTS UNDER REVENUE ACCOUNT, CAPITAL ACCOUNT OUT -SIDE REVENUE ACCOUNT & LOANS AND ADVANCES ACCOUNT FOR 2021-22 (BUDGET ESTIMATE)**

(RUPEES IN THOUSANDS)

S. No.	STATE / UNION TERRITORY	REVENUE ACCOUNT			CAPITAL ACCOUNT OUT-SIDE REVENUE ACCOUNT		
		TOTAL BUDGET	EDUCATION DEPARTMENTS	%AGE OF COL (4) TO COL. (3)	TOTAL BUDGET	EDUCATION DEPARTMENTS	%AGE OF COL (7) TO COL. (6)
(1)	(2)	(3)	(4)	(5)	(6)	(7)	(8)
1	ANDHRA PRADESH	1,82,19,65,000	20,47,27,227	11.24	31,19,83,750	3,96,44,481	12.71
2	ARUNACHAL PRADESH	15,34,43,000	1,36,62,854	8.90	6,32,80,520	5,24,800	0.83
3	ASSAM	84,40,55,000	16,24,77,769	19.25	19,49,09,860	61,08,587	3.13
4	BIHAR	1,77,07,14,000	20,01,93,775	11.31	30,78,80,160	1,80,08,750	5.85
5	CHHATTISGARH	83,02,75,000	14,94,47,568	18.00	13,83,93,550	67,98,445	4.91
6	GOA	16,52,90,000	2,31,33,349	14.00	5,92,01,230	15,25,042	2.58
7	GUJARAT	1,66,76,08,000	26,15,50,592	15.68	30,81,56,700	69,36,841	2.25
8	HARYANA	1,16,92,72,000	17,01,05,718	14.55	9,31,76,600	59,79,075	6.42
9	HIMACHAL PRADESH	38,49,09,000	7,17,83,460	18.65	6,01,33,710	18,99,600	3.16
10	JHARKHAND	75,75,50,000	11,26,12,487	14.87	9,66,12,660	10,50,100	1.09
11	KARNATAKA	1,87,40,48,000	28,27,94,325	15.09	41,35,81,180	1,10,06,060	2.66
12	KERALA	1,47,89,12,000	22,00,01,599	14.88	12,59,62,740	31,07,504	2.47
13	MADHYA PRADESH	1,72,97,09,000	30,70,36,565	17.75	40,66,67,580	2,74,06,646	6.74
14	MAHARAHSTRA	3,79,21,20,000	70,62,43,284	18.62	55,61,30,440	17,75,623	0.32
15	MANIPUR	19,97,01,000	1,99,54,809	9.99	5,52,59,780	2,73,899	0.50
16	MEGHALAYA	13,95,65,000	1,78,93,528	12.82	2,81,64,970	2,71,000	0.96
17	MIZORAM	9,21,64,000	1,36,37,365	14.80	1,41,74,450	-	0.00
18	NAGALAND	13,69,49,000	1,55,36,659	11.34	2,36,05,900	6,53,900	2.77
19	ODISHA	1,19,56,72,000	16,41,77,515	13.73	25,78,78,000	22,55,002	0.87
20	PUNJAB	1,03,87,99,000	12,84,62,996	12.37	14,13,42,720	23,53,401	1.67
21	RAJASTHAN	2,08,08,02,000	38,65,36,938	18.58	24,21,59,700	91,57,161	3.78
22	SIKKIM	7,39,09,000	1,31,56,418	17.80	2,07,54,970	16,96,535	8.17
23	TAMIL NADU	2,61,18,86,000	35,73,30,140	13.68	42,18,09,660	49,13,254	1.16
24	TELANGANA	1,69,38,34,000	11,88,25,228	7.02	29,04,67,660	23,57,785	0.81
25	TRIPURA	20,07,32,000	2,58,28,805	12.87	1,95,79,250	5,56,832	2.84
26	UTTAR PRADESH	3,95,13,04,000	66,12,71,896	16.74	1,13,76,76,960	1,53,47,677	1.35
27	UTTARAKHAND	44,03,63,000	7,85,85,694	17.85	8,97,28,450	17,61,358	1.96
28	WEST BENGAL	2,13,43,65,000	36,21,21,485	16.97	32,77,42,010	65,38,112	1.99
	<b>TOTAL STATES</b>	<b>34,42,99,15,000</b>	<b>5,24,90,90,048</b>	<b>15.25</b>	<b>6,20,64,15,160</b>	<b>17,99,07,470</b>	<b>2.90</b>
29	A & N ISLANDS	4,65,12,400	62,00,800	13.33	66,61,700	3,66,100	5.50
30	CHANDIGARH	4,16,26,700	69,33,300	16.66	49,84,500	9,33,800	18.73
31	DADRA & NAGAR HAVELI & DAMAN & DIU	1,43,97,600	26,61,100	18.48	76,48,300	11,93,500	15.60
32	DELHI	51,79,94,000	13,05,84,150	25.21	10,55,72,420	1,68,16,500	15.93
33	JAMMU & KASHMIR- UT	68,80,38,000	10,87,61,142	15.81	35,43,44,680	1,61,40,479	4.56
34	LADAKH	2,33,16,400	56,27,800	24.14	3,62,63,600	1,15,500	0.32
35	LAKSHADWEEP	1,21,17,100	16,57,000	13.67	22,88,500	97,000	4.24
36	PUDUCHERRY	8,72,40,000	96,23,057	11.03	31,50,700	2,01,869	6.41
	<b>TOTAL U.T.</b>	<b>1,43,12,42,200</b>	<b>27,20,48,349</b>	<b>19.01</b>	<b>52,09,14,400</b>	<b>3,58,64,748</b>	<b>6.88</b>
	<b>TOTAL (STATE &amp; UTs)</b>	<b>35,86,11,57,200</b>	<b>5,52,11,38,397</b>	<b>15.40</b>	<b>6,72,73,29,560</b>	<b>21,57,72,218</b>	<b>3.21</b>
	<b>CENTRE TOTAL</b>	<b>32,46,41,18,500</b>	<b>93,21,88,100</b>	<b>2.87</b>	<b>5,34,86,21,000</b>	<b>-</b>	<b>0.00</b>
	<b>GRAND TOTAL</b>	<b>68,32,52,75,700</b>	<b>6,45,33,26,497</b>	<b>9.45</b>	<b>12,07,59,50,560</b>	<b>21,57,72,218</b>	<b>1.79</b>

**STATEMENT NO. 19: BUDGET PROVISIONS FOR CENTRE & STATE EDUCATION DEPARTMENTS UNDER REVENUE ACCOUNT, CAPITAL ACCOUNT OUT -SIDE REVENUE ACCOUNT & LOANS AND ADVANCES ACCOUNT FOR 2021-22 (BUDGET ESTIMATE)**

(RUPEES IN THOUSANDS)

S. No.	STATE / UNION TERRITORY	LOANS AND ADVANCES ACCOUNT			TOTAL REVENUE, CAPITAL & LOANS AND ADVANCES		
		TOTAL BUDGET	EDUCATION DEPARTMENTS	%AGE OF COL (10) TO COL (9)	TOTAL BUDGET	EDUCATION DEPARTMENTS	%AGE OF COL (13) TO COL. (12)
(1)	(2)	(9)	(10)	(11)	(12)	(13)	(14)
1	ANDHRA PRADESH	88,15,130	-	0.00	2,14,27,63,880	24,43,71,708	11.40
2	ARUNACHAL PRADESH	70,000	-	0.00	21,67,93,520	1,41,87,654	6.54
3	ASSAM	12,36,030	-	0.00	1,04,02,00,890	16,85,86,356	16.21
4	BIHAR	1,34,88,600	-	0.00	2,09,20,82,760	21,82,02,525	10.43
5	CHHATTISGARH	23,95,020	-	0.00	97,10,63,570	15,62,46,013	16.09
6	GOA	1,98,110	-	0.00	22,46,89,340	2,46,58,391	10.97
7	GUJARAT	1,42,60,320	-	0.00	1,99,00,25,020	26,84,87,433	13.49
8	HARYANA	1,23,94,260	-	0.00	1,27,48,42,860	17,60,84,793	13.81
9	HIMACHAL PRADESH	35,38,660	1	0.00	44,85,81,370	7,36,83,061	16.43
10	JHARKHAND	1,57,15,900	-	0.00	86,98,78,560	11,36,62,587	13.07
11	KARNATAKA	2,87,92,540	-	0.00	2,31,64,21,720	29,38,00,385	12.68
12	KERALA	1,54,49,430	-	0.00	1,62,03,24,170	22,31,09,103	13.77
13	MADHYA PRADESH	2,98,54,680	5,78,401	1.94	2,16,62,31,260	33,50,21,612	15.47
14	MAHARAHSTRA	3,13,50,020	-	0.00	4,37,96,00,460	70,80,18,907	16.17
15	MANIPUR	42,000	-	0.00	25,50,02,780	2,02,28,708	7.93
16	MEGHALAYA	5,93,750	-	0.00	16,83,23,720	1,81,64,528	10.79
17	MIZORAM	6,000	-	0.00	10,63,44,450	1,36,37,365	12.82
18	NAGALAND	26,800	-	0.00	16,05,81,700	1,61,90,559	10.08
19	ODISHA	1,12,40,020	-	0.00	1,46,47,90,020	16,64,32,517	11.36
20	PUNJAB	1,48,80,980	-	0.00	1,19,50,22,700	13,08,16,397	10.95
21	RAJASTHAN	36,19,460	-	0.00	2,32,65,81,160	39,56,94,099	17.01
22	SIKKIM	13,500	-	0.00	9,46,77,470	1,48,52,953	15.69
23	TAMIL NADU	5,80,79,220	-	0.00	3,09,17,74,880	36,22,43,394	11.72
24	TELANGANA	23,25,63,330	-	0.00	2,21,68,64,990	12,11,83,013	5.47
25	TRIPURA	63,500	-	0.00	22,03,74,750	2,63,85,637	11.97
26	UTTAR PRADESH	1,90,41,930	-	0.00	5,10,80,22,890	67,66,19,572	13.25
27	UTTARAKHAND	14,96,000	-	0.00	53,15,87,450	8,03,47,052	15.11
28	WEST BENGAL	1,47,38,300	-	0.00	2,47,68,45,310	36,86,59,597	14.88
	<b>TOTAL STATES</b>	<b>53,39,63,490</b>	<b>5,78,402</b>	<b>0.11</b>	<b>41,17,02,93,650</b>	<b>5,42,95,75,919</b>	<b>13.19</b>
29	A & N ISLANDS	-	-		5,31,74,100	65,66,900	12.35
30	CHANDIGARH	-	-		4,66,11,200	78,67,100	16.88
31	DADRA & NAGAR HAVELI & DAMAN & DIU	-	-		2,20,45,900	38,54,600	17.48
32	DELHI	2,37,82,300	-	0.00	64,73,48,720	14,74,00,650	22.77
33	JAMMU & KASHMIR- UT	10,89,000	-	0.00	1,04,34,71,680	12,49,01,621	11.97
34	LADAKH	-	-		5,95,80,000	57,43,300	9.64
35	LAKSHADWEEP	-	-		1,44,05,600	17,54,000	12.18
36	PUDUCHERRY	5,000	-	0.00	9,03,95,700	98,24,926	10.87
	<b>TOTAL U.T.</b>	<b>2,48,76,300</b>	<b>-</b>	<b>0.00</b>	<b>1,97,70,32,900</b>	<b>30,79,13,097</b>	<b>15.57</b>
	<b>TOTAL (STATE &amp; UTs)</b>	<b>55,88,39,790</b>	<b>5,78,402</b>	<b>0.10</b>	<b>43,14,73,26,550</b>	<b>5,73,74,89,016</b>	<b>13.30</b>
	<b>CENTRE TOTAL</b>	<b>1,64,83,04,400</b>	<b>-</b>	<b>0.00</b>	<b>39,46,10,43,900</b>	<b>93,21,88,100</b>	<b>2.36</b>
	<b>GRAND TOTAL</b>	<b>2,20,71,44,190</b>	<b>5,78,402</b>	<b>0.03</b>	<b>82,60,83,70,450</b>	<b>6,66,96,77,116</b>	<b>8.07</b>

**Indian Institute of Technology Financial Performance Report 2021-22**

( In Rs. Lakhs)

S. No.	Name of the Institution	Grants received	Academic Income	Other Income	Total Income	Total expenditure
1	Indian Institute of Technology ,Bhilai	3,887	748	432	5,067	4,644
2	Indian Institute of Technology,Bhubaneshwar	11,851	3,237	27,384	42,472	40,310
3	Indian Institute of Technology ,Chennai	56,748	6,850	1,795	65,392	69,787
4	Indian Institute of Technology,Delhi	60,917	8,025	3,935	72,877	1,08,591
5	Indian Institute of Technology (Indian School of Mines),Dhanbad	28,221	5,454	-3,604	30,071	23,655
6	Indian Institute of Technology,Dharwad	3,019	1,067	71	4,157	3,739
7	Indian Institute of Technology,Goa	3,079	763	86	3,928	4,324
8	Indian Institute of Technology,Guwahati	30,137	5,623	2,181	37,941	50,215
9	Indian Institute of Technology,Hyderabad	17,788	5,042	1,585	24,415	29,602
10	Indian Institute of Technology ,Indore	11,492	2,530	4,496	18,518	16,658
11	Indian Institute of Technology ,Jammu	5,280	1,057	189	6,526	6,954
12	Indian Institute of Technology,Kanpur	55,203	6,682	24,737	86,621	75,942
13	Indian Institute of Technology,Kharagpur	57,788	9,130	15,994	82,912	84,323
14	Indian Institute of Technology,Mandi	8,601	996	750	10,347	13,939
15	Indian Institute of Technology,Mumbai	68,716	9,636	14,717	93,069	1,01,517
16	Indian Institute of Technology,Palakkad	6,225	1,248	133	7,606	8,764
17	Indian Institute of Technology,Patna	11,877	2,023	15,935	29,836	16,731
18	Indian Institute of Technology,Roorkee	39,665	11,460	1,594	52,719	85,557
19	Indian Institute of Technology,Ropar	15,569	1,921	21,397	38,887	38,887
20	Indian Institute of Technology (Banaras Hindu University) ,Varanasi	21,739	5,988	7,505	35,232	31,178
<b>Total</b>		<b>5,30,524</b>	<b>89,480</b>	<b>1,28,590</b>	<b>7,48,594</b>	<b>8,15,317</b>

**National Institute of Technology Financial Performance Report 2021-22**

( In Rs. Lakhs)

S. No.	Name of the Institution	Grants received	Academic income	Other income	Total Income	Total expenditure
1	National Institute of Technology,Agartala	10,767	2,764	202	13,733	12,146
2	Motilal Nehru National Institute of Technology,Allahabad	11,970	5,264	1,071	18,305	16,472
3	National Institute of Technology,ANDHRA PRADESH	6,211	1,519	674	8,403	5,825
4	National Institute of Technology,Arunachal Pradesh	2,546	255	93	2,894	2,957
5	Maulana Azad National Institute of Technology,Bhopal	14,514	4,443	1,311	20,268	17,399
6	National Institute of Technology,Calicut	15,056	4,379	2,945	22,380	19,467
7	National Institute of Technology,Delhi	2,173	646	667	3,485	2,776
8	National Institute of Technology,Durgapur	12,609	3,484	1,401	17,495	15,324
9	National Institute of Technology ,Goa	2,177	529	203	2,909	2,559
10	National Institute of Technology,Hamirpur	11,741	2,118	470	14,329	10,754
11	Malviya National Institute of Technology,Jaipur	14,533	2,939	1,128	18,600	21,738
12	Dr. B. R. Ambedkar National Institute of Technology,alandhar	8,533	2,540	581	11,654	12,354
13	National Institute of Technology,Jamshedpur	9,269	2,905	1,183	13,357	12,123
14	National Institute of Technology,Karnataka	16,749	4,409	2,073	23,231	28,307
15	National Institute of Technology,Kurukshetra	10,617	3,201	3,285	17,103	14,988
16	National Institute of Technology, Manipur	3,003	200	85	3,288	3,046
17	National Institute of Technology, Meghalaya	4,415	424	603	5,442	4,922
18	National Institute of Technology, Mizoram	3,023	192	56	3,270	2,236
19	National Institute of Technology, Nagaland	1,359	362	133	1,854	2,762
20	Visvesvaraya National Institute of Technology,Nagpur	14,644	4,826	1,327	20,797	16,473
21	National Institute of Technology,Patna	8,419	2,150	1,114	11,683	10,899
22	National Institute of Technology, Puducherry	2,380	677	211	3,268	3,111
23	National Institute of Technology,Raipur	7,697	2,693	2,674	13,064	13,357
24	National Institute of Technology,Rourkela	18,831	4,081	834	23,746	22,481
25	National Institute of Technology, Sikkim	882	308	67	1,257	2,494
26	National Institute of Technology,Silchar	11,171	2,396	4,200	17,767	14,964
27	National Institute of Technology,Srinagar	12,225	1,811	2,382	16,418	12,376
28	Sardar Vallabhbhai National Institute of Technology,Surat	13,117	3,815	1,142	18,075	17,295
29	National Institute of Technology, Tiruchirapalli	17,582	6,110	1,737	25,429	80,877
30	National Institute of Technology, Uttarakhand	2,382	420	401	3,203	2,656
31	National Institute of Technology,Warangal	18,780	4,660	2,921	26,361	23,225
	<b>Total</b>	<b>2,89,375</b>	<b>76,518</b>	<b>37,173</b>	<b>4,03,066</b>	<b>4,28,364</b>

**Indian Institute of Management Financial Performance Report 2021-22**

(In Rs. Lakhs)

S. No.	Name of the Institution	Grants received	Academic Income	Other Income	Total Income	Total expenditure
1	INDIAN INSTITUTE OF MANAGEMENT ,AHMEDABAD	319	25,875	4,024	30,217	25,492
2	INDIAN INSTITUTE OF MANAGEMENT ,AMRITSAR	2,579	3,528	149	6,256	3,501
3	INDIAN INSTITUTE OF MANAGEMENT ,BANGALORE		22,898	3,296	26,194	17,954
4	INDIAN INSTITUTE OF MANAGEMENT ,BODH GAYA	1,672	2,679	375	4,726	1,619
5	INDIAN INSTITUTE OF MANAGEMENT ,INDORE		17,443	4,709	22,151	14,090
6	INDIAN INSTITUTE OF MANAGEMENT ,JAMMU AND KASHMIR	2,418	4,004	353	6,775	2,721
7	INDIAN INSTITUTE OF MANAGEMENT ,KASHIPUR		5,533	1,167	6,699	4,886
8	INDIAN INSTITUTE OF MANAGEMENT ,KOLKATA	11	14,209	8,222	22,442	16,878
9	INDIAN INSTITUTE OF MANAGEMENT ,KOZHIKODE	1	24,275	780	25,056	15,072
10	INDIAN INSTITUTE OF MANAGEMENT ,LUCKNOW		17,698	2,309	20,007	12,726
11	INDIAN INSTITUTE OF MANAGEMENT ,NAGPUR	2,404	4,502	1,160	8,066	3,962
12	INDIAN INSTITUTE OF MANAGEMENT ,RAIPUR		5,792	701	6,493	4,393
13	INDIAN INSTITUTE OF MANAGEMENT ,RANCHI		6,763	1,831	8,595	3,790
14	INDIAN INSTITUTE OF MANAGEMENT ,ROHTAK		10,009	1,382	11,390	6,225
15	INDIAN INSTITUTE OF MANAGEMENT ,SAMBALPUR	1,763	2,176	285	4,223	2,512
16	INDIAN INSTITUTE OF MANAGEMENT ,SHILLONG	430	5,278	2,620	8,327	5,289
17	INDIAN INSTITUTE OF MANAGEMENT ,SIRMAUR	2,206	2,945	803	5,954	2,401
18	INDIAN INSTITUTE OF MANAGEMENT ,TIRUCHIRAPALLI		6,498	341	6,839	5,467
19	INDIAN INSTITUTE OF MANAGEMENT ,UDAIPUR		7,195	423	7,617	6,728
20	INDIAN INSTITUTE OF MANAGEMENT ,VISAKHAPATNAM	3,000	3,036	512	6,548	3,712
	<b>Total</b>	<b>16,803</b>	<b>1,92,334</b>	<b>35,440</b>	<b>2,44,577</b>	<b>1,59,417</b>

## Central Universities Financial Performance Report 2021-22

(In Rs. Lakhs)

S. No.	Name of the Institution	Grants received	Academic Income	Other Income	Total Income	Total expenditure
1	TRIPURA UNIVERSITY, AGARTALA	7,088	1,214	345	8,646	8,809
2	MIZORAM UNIVERSITY, AIZAWL	12,130	1,411	849	14,389	12,798
3	ALIGARH MUSLIM UNIVERSITY, ALIGARH	1,21,492	2,191	1,841	1,25,525	1,54,737
4	UNIVERSITY OF ALLAHABAD, ALLAHABAD	38,155	2,631	2,302	43,088	57,806
5	BANARAS HINDU UNIVERSITY, BANARAS	1,51,881	7,156	29,513	1,88,550	1,80,876
6	CENTRAL UNIVERSITY OF PUNJAB, BATHINDA	4,176	406	444	5,026	6,245
7	SIKKIM UNIVERSITY, GANGTOK	6,886	344	532	7,761	7,658
8	CENTRAL UNIVERSITY OF KARNATAKA, GULBARGA	3,469	311	928	4,708	4,903
9	MAULANA AZAD NATIONAL URDU UNIVERSITY, HYDERABAD	15,388	759	312	16,459	18,083
10	THE ENGLISH AND FOREIGN LANGUAGES UNIVERSITY, HYDERABAD	8,278	142	87	8,506	9,354
11	UNIVERSITY OF HYDERABAD, HYDERABAD	29,187	1,223	756	31,166	62,165
12	MANIPUR UNIVERSITY, IMPHAL	11,388	2,159	1,238	14,785	14,637
13	RAJIV GANDHI UNIVERSITY, ITANAGAR	10,823	1,315	1,117	13,254	10,765
14	CENTRAL UNIVERSITY OF RAJASTHAN, JAIPUR	4,587	550	301	5,437	5,259
15	CENTRAL UNIVERISTY OF KERALA, KASARAGOD	4,442	392	328	5,163	5,647
16	CENTRAL UNIVERSITY OF ORISSA, KORAPUT	1,896	227	410	2,532	2,370
17	BABASHEB BHIMRAO AMBEDKAR UNIVERSITY, LUCKNOW	8,885	1,833	120	10,837	11,669
18	CENTRAL UNIVERSITY OF HARYANA, MAHENDERGARH	4,146	813	261	5,220	4,887
19	SOUTH ASIAN UNIVERSITY, NEW DELHI	10,298	398	186	10,882	10,476
20	CENTRAL SANSKRIT UNIVERSITY, NEW DELHI	18,056	323	98	18,477	23,919
21	JAWAHARLAL NEHRU UNIVERSITY, NEW DELHI	40,203	584	1,910	42,696	56,411
22	Jamia Milia Islamia, NEW DELHI	43,186	1,962	1,529	46,678	61,086
23	UNIVERSITY OF DELHI, NEW DELHI	69,728	15,347	1,270	86,345	1,07,536
24	CENTRAL UNIVERSITY OF JHARKHAND, RANCHI	3,633	528	353	4,514	4,565
25	DR. HARISINGH GAUR VISHWAVIDYALAYA, SAGAR	14,947	1,180	1,032	17,159	15,715
26	VISVA BHARATI, SHANTINIKETAN	29,092	656	976	30,723	31,434
27	ASSAM UNIVERSITY, SILCHAR	13,837	1,330	1,220	16,388	28,677
28	TEZPUR UNIVERSITY, TEZPUR	8,947	1,543	905	11,396	18,831
29	CENTRAL UNIVERSITY OF TAMIL NADU, TIRUVARUR	4,264	370	180	4,814	6,147
30	CENTRAL UNIVERSITY OF ANDHRA PRADESH, ANANTPUR	420	68	0	488	455
31	GURU GHASIDAS VISHWAVIDYALAYA, BILASPUR	9,384	1,539	362	11,285	16,610
32	INDIAN MARITIME UNIVERSITY, CHENNAI		10,372	716	11,088	10,995
33	CENTRAL UNIVERSITY OF KASHMIR, GANDERBAL	3,228	471	88	3,787	4,241
34	HEMWATI NANDAN BAHUGUNA GARHWAL UNIVERISTY, GARHWAL	12,650	3,672	914	17,236	31,162
35	CENTRAL UNIVERSITY OF SOUTH BIHAR, GAYA	4,134	544	472	5,150	6,539
36	RANI LAKSHMI BAI CENTRAL AGRICULTURAL UNIVERSITY, JHANSI	1,653	52	34	1,739	2,247
37	CENTRAL UNIVERSITY OF HIMACHAL PRADESH, KANGRA	3,534	112	526	4,173	4,575
38	NAGALAND UNIVERSITY, LUMAMI	12,647	700	130	13,477	13,256
39	NALANDA UNIVERSITY, RAJGIR	3,620	239	103	3,961	4,956
40	CENTRAL UNIVERSITY OF JAMMU, SAMBA	3,518	264	476	4,259	4,640
41	CENTRAL UNIVERSITY OF GUJARAT, VADODARA	3,395	77	118	3,591	4,243
42	Mahatma Gandhi Antrastriya Hindi Vishwavidyalaya, WARDHA	4,796	69	222	5,086	6,030
	<b>Total</b>	<b>7,63,464</b>	<b>67,473</b>	<b>55,504</b>	<b>8,86,442</b>	<b>10,53,409</b>











**GOVERNMENT OF INDIA  
MINISTRY OF EDUCATION  
(DEPARTMENT OF HIGHER EDUCATION)  
PLANNING, MONITORING AND STATISTICS BUREAU  
NEW DELHI  
2024**