

Bridging the Divide with Technology

EMPOWERING THROUGH EDUCATION

Operates the world's largest free library movement – **Kalam Library Project** which encompasses over **460 free libraries** spread across **15 states** of India and reaching out to over **500,000 underprivileged children**.

Trained and deployed over **1,200 teachers** from technological backgrounds for a **100 hours school adoption program** – **Kalam Bharat**, across **750+ schools** across India.

The **world's largest NGO on social media** with over **23 lakh volunteers and followers** connected to us digitally from across the world.



THE DIVIDE: HOW REAL IS IT?

INEQUALITY OF OPPORTUNITY

The richest 5% in urban India spend 29 times more on education than households in the middle of the rural income distribution

Monthly per capita expenditure on education (in Rs)

	Rural	Urban
Poorest 5%	7.54	16.32
5-10%	10.88	25.26
10-20%	14.88	37.59
20-30%	19.66	53.92
30-40%	22.45	72.01
40-50%	28.35	100.84
50-60%	31.47	125.49
60-70%	40.82	158.01
70-80%	54.28	220.37
80-90%	79.09	326.22
90-95%	121.49	491.57
Richest 5%	277.5	908.12

Source: NSSO

Digital Divide

Most w

Men

Internet an



54 pe
popul



99 pe
aged
the in

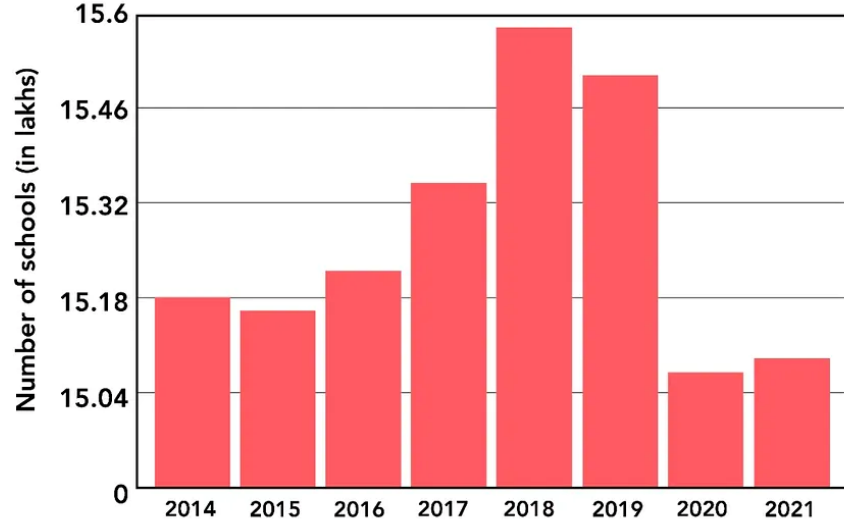


11 pe
such a
smart



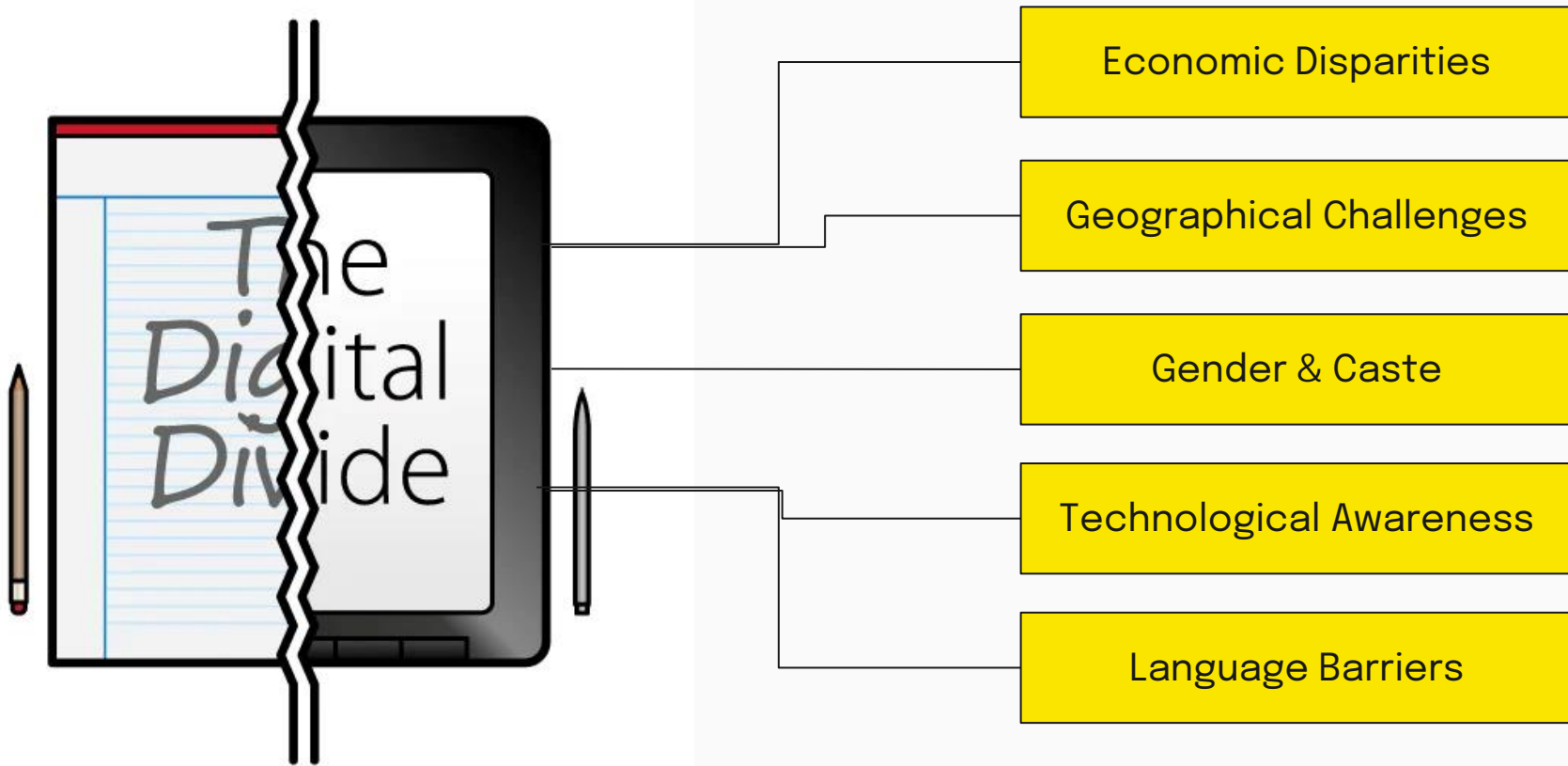
24 pe
includ

Total number of Schools year wise

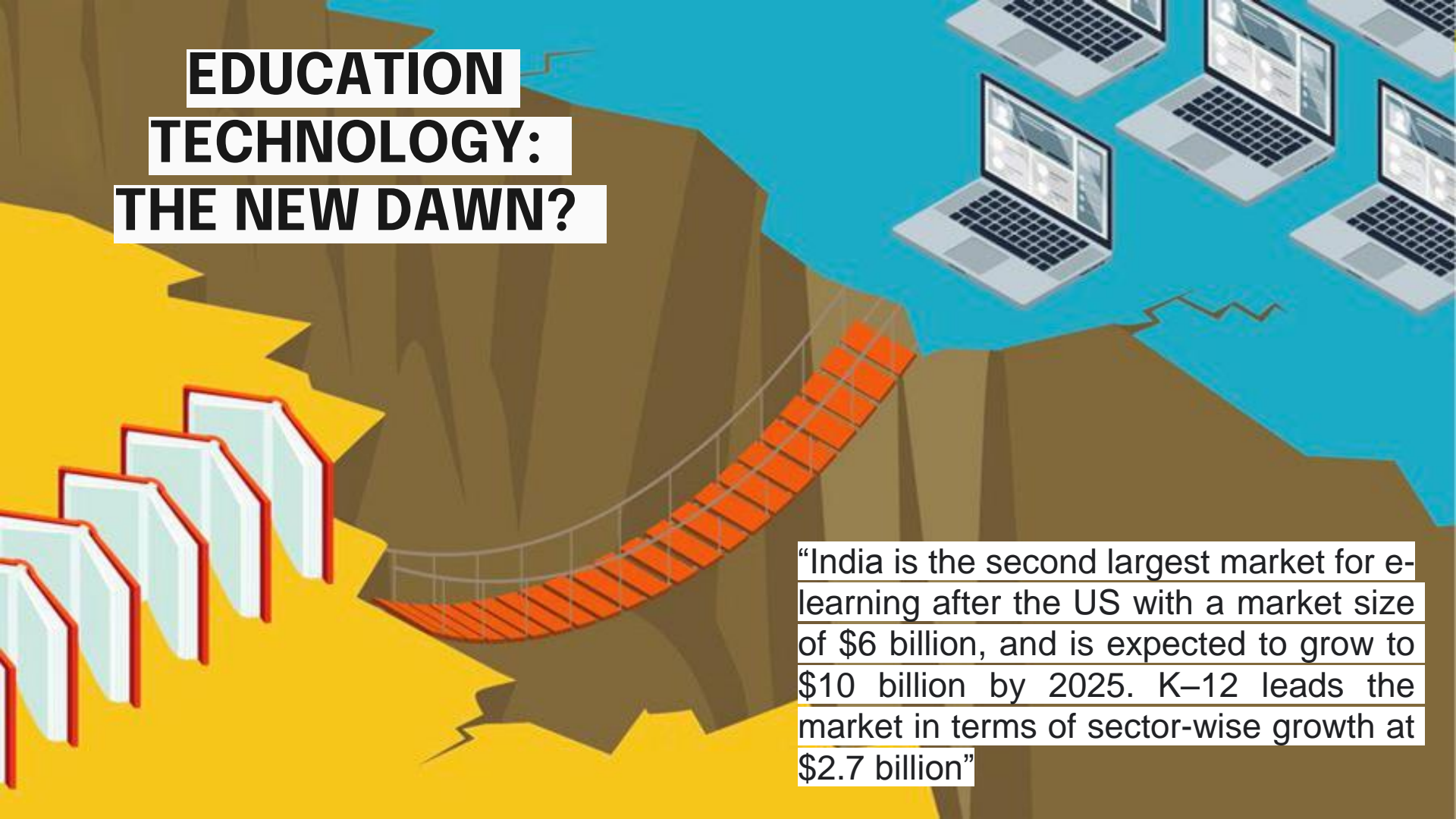


Source: Nielsen and IAMIA, 2019

FACTORS CONTRIBUTING TO THE DIVIDE



EDUCATION TECHNOLOGY: THE NEW DAWN?

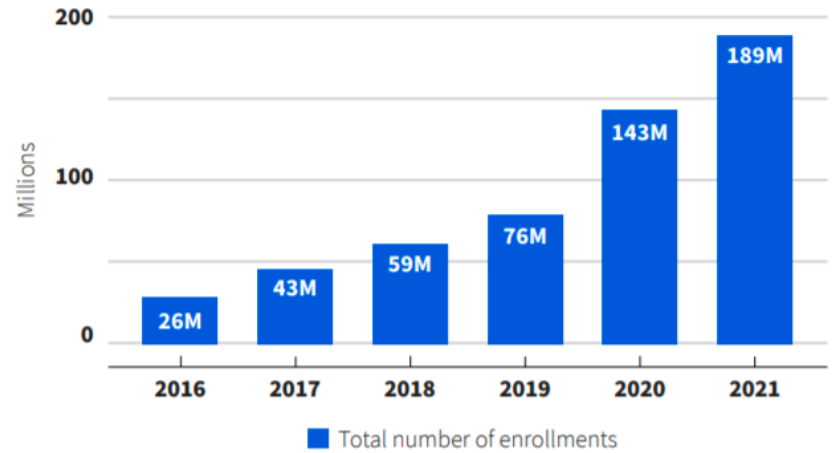
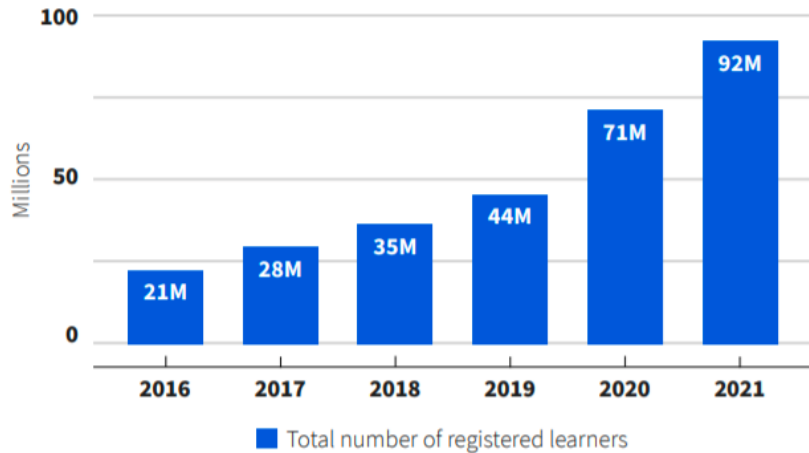
An illustration featuring a bridge made of books spanning a chasm. On the left, a series of books with red spines and white pages are stacked to form the bridge's structure. The bridge is made of orange planks and has a white railing. It crosses a deep, brown chasm. On the right side of the chasm, several laptops are shown, some open and displaying content, set against a blue background. The overall scene suggests a transition from traditional education (books) to modern technology (laptops).

“India is the second largest market for e-learning after the US with a market size of \$6 billion, and is expected to grow to \$10 billion by 2025. K–12 leads the market in terms of sector-wise growth at \$2.7 billion”

RISE: THE ONLINE LEARNING

More learners are accessing online learning

The demand for online learning on Coursera continues to outpace pre-pandemic levels.



EDUCATION TECHNOLOGY: AREAS



Theoretical Foundation

Vocational Skills

Beyond Classroom

Competitive Exams

Laboratory of Discovery

Immersive Environment

EDUCATION TECHNOLOGY: CHALLENGES FOR THE WEAKER ECONOMIC SEGMENT



Device Quality & Access

Costs

Language

Quality of Content

Quality of Internet and
Power



BRIDGING THE DIVIDE WITH

TECHNOLOGY

WHAT WE IDENTIFIED AS POTENTIAL FOR IMPACT

THE TIMES OF INDIA

13% Karnataka govt schools have tech labs, only 7% functional

Sruthy Susan Ullas / TNN / Updated: Nov 5, 2022, 08:25 IST

12 PTS SHARE Print AA

YOU'RE READING



13% Karnataka govt schools have tech labs, only 7% functional

93% schools lack functional laboratories

Teachers are not ready to bring futuristic aspects into education

Mobile phones and digital connectivity is real and deep
Solutions need to be low cost, high quality and language independent

Bridging the Divide with Technology



The One Rupee Challenge



The One Rupee Challenge



- 1 Bring every curricular laboratory access to every school child in India - in any language, across any class with or without regular internet on a simple mobile device +
- 2 Give access to labs of the future world in AR/VR/Gamified simulator/future vocational skills across 25 critical areas of futuristic technologies +
- 3 Future technology and skills learning module for every child compatible on a feature+ phone

ALL OF THIS - in less than Re 1 per day

Thank You!

education

