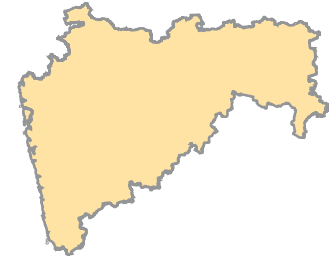


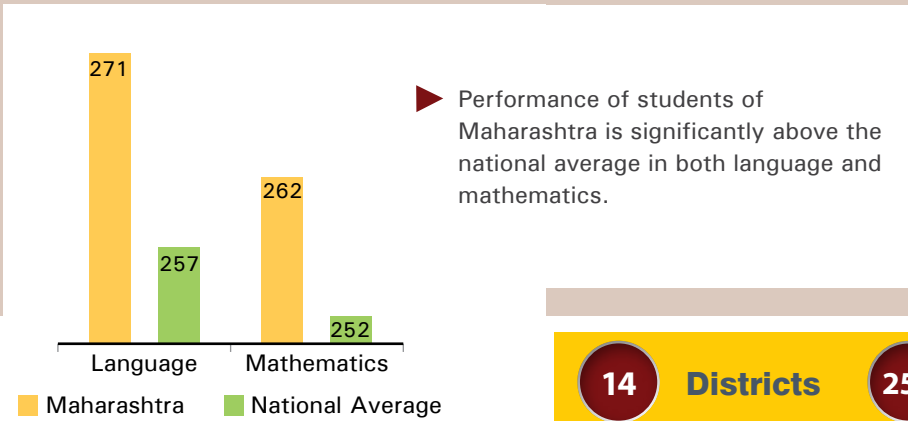
# National Achievement Survey

## Class III (Cycle 3)



Report Card

### Maharashtra



**14** Districts    **250** Schools    **4,300** Students

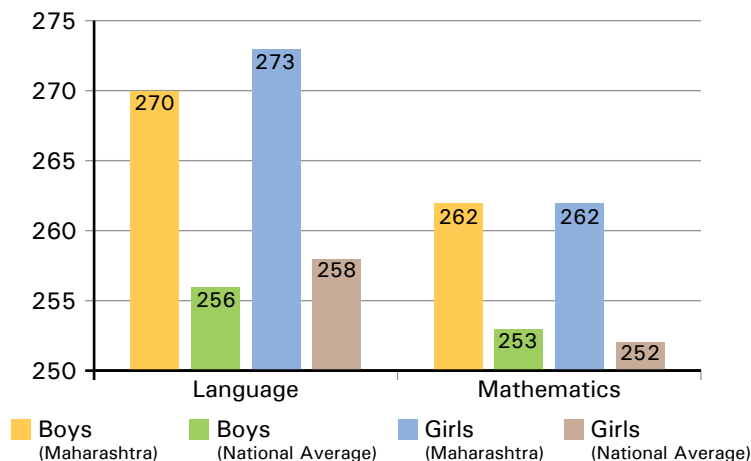
### Students' performance in different abilities

Subjects		Language			
Abilities		Listening	Word Recognition	Reading Comprehension	Total
Scores	Maharashtra	71	86	65	70
	National Average	65	86	59	64

- The percentage of students able to listen, recognize words and read with comprehension is higher than the national average.
- Students performed higher than the national average in most of the mathematical abilities, except addition and multiplication.

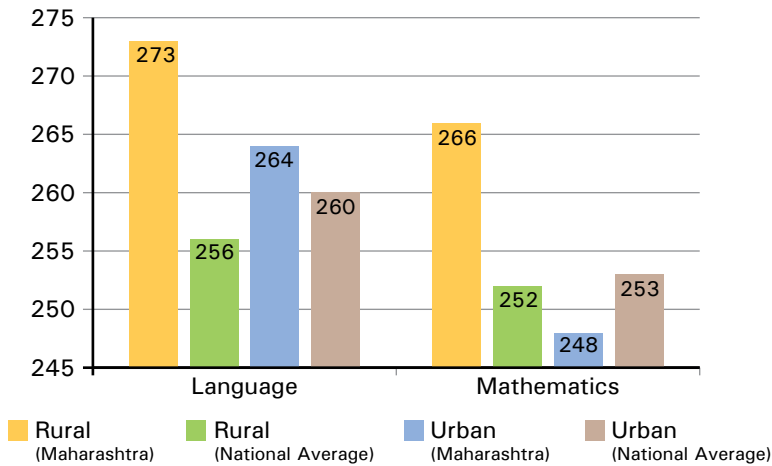
Subjects		Mathematics										
Abilities		Addition	Subtraction	Multiplication	Division	Place Value	Measurement	Geometry	Money	Data Handling	Patterns	Total
Scores	Maharashtra	68	65	61	59	61	69	73	83	84	71	69
	National Average	69	65	63	57	59	66	66	78	77	69	66

### Gender wise performance of students



- Performance of both boys and girls in the state is higher than the national average in both language and mathematics.

## Rural- Urban performance of students



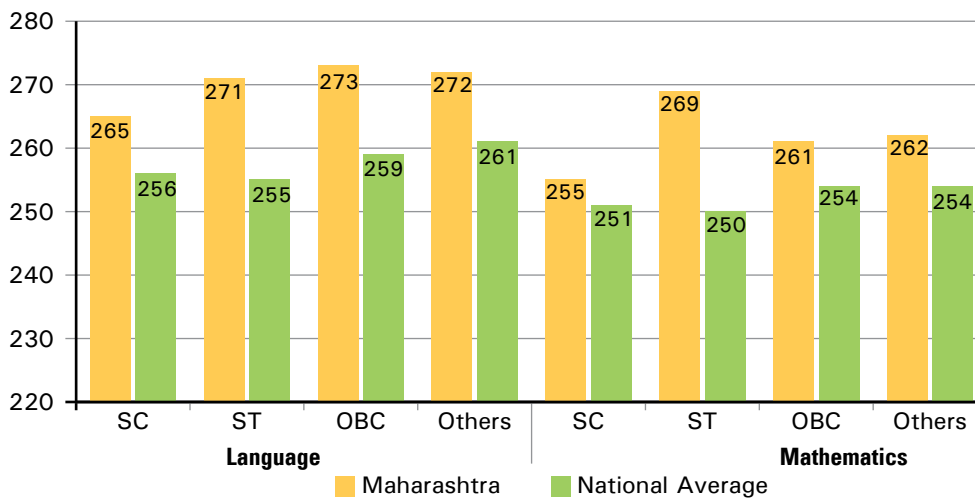
- ▶ Performance of both rural and urban students is higher than the national average in language.
- ▶ Performance of rural students is higher than the national average, while that of urban students is lower.

## Distribution of students' scores

Subjects		0-35%	36-50%	51-75%	Above 75%
Language	Maharashtra	5.2	11.7	42.5	40.6
	National Average	10.2	17.3	43.0	29.5
Mathematics	Maharashtra	4.9	14.6	38.5	42.0
	National Average	8.7	15.2	36.9	39.2

- ▶ The largest proportion of students in the state scored 51-75% correct answers in language.
- ▶ The largest proportion of students in the state scored above 75% correct answers in mathematics.

## Performance of students by Social Groups



- ▶ All social groups scored higher than the national average in both language and mathematics.

## Regional\* Snapshot

Language (Average Score)	State/UT	Mathematics (Average Score)
226 (2.4)	Chhattisgarh	222 (2.6)
274 (3.2)	Dadra Nagar Haveli	267 (2.5)
280 (10.5)	Daman & Diu	279 (5.5)
274 (2.9)	Goa	248 (2.8)
262 (2.0)	Gujarat	255 (2.2)
239 (2.2)	Madhya Pradesh	243 (2.5)
271 (2.5)	Maharashtra	262 (2.5)
257 (0.5)	National Average	252 (0.5)

Note: Standard Error has been given in parenthesis