

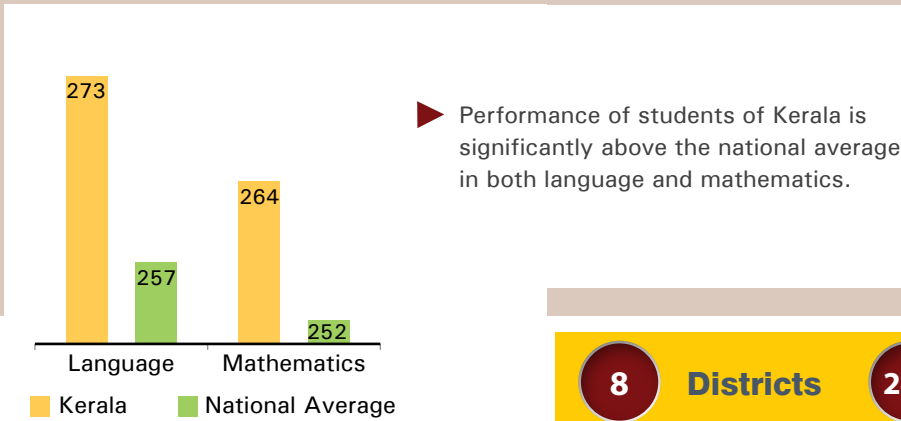
National Achievement Survey

Class III (Cycle 3)



Report Card

Kerala



8 Districts **240** Schools **4,054** Students

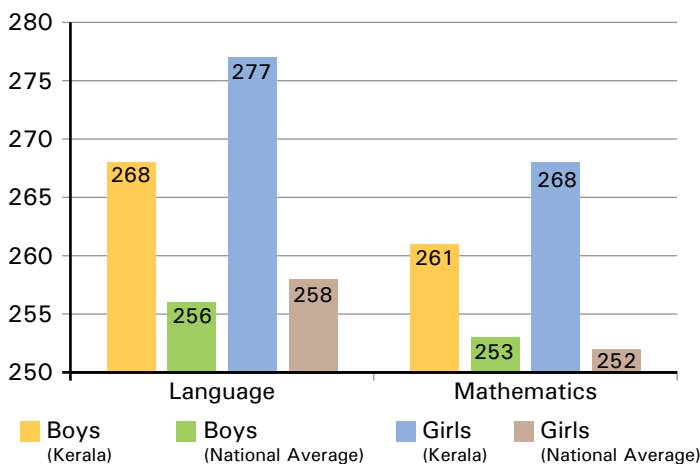
Students' performance in different abilities

Subjects		Language			
Abilities		Listening	Word Recognition	Reading Comprehension	Total
Scores	Kerala	69	91	66	70
	National Average	65	86	59	64

- The percentage of students able to listen, recognize words and read with comprehension is higher than the national average.
- Students performed higher than the national average in most of the mathematical abilities. It is equal for subtraction and division and lower in multiplication.

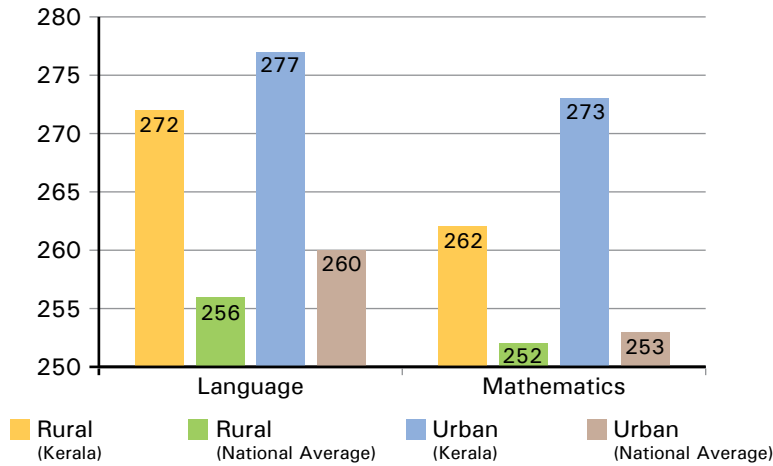
Subjects		Mathematics										
Abilities		Addition	Subtraction	Multiplication	Division	Place Value	Measurement	Geometry	Money	Data Handling	Patterns	Total
Scores	Kerala	76	65	61	57	65	67	75	84	86	81	70
	National Average	69	65	63	57	59	66	66	78	77	69	66

Gender wise performance of students



- Performance of both boys and girls in the state is higher than the national average in both language and mathematics.

Rural- Urban performance of students



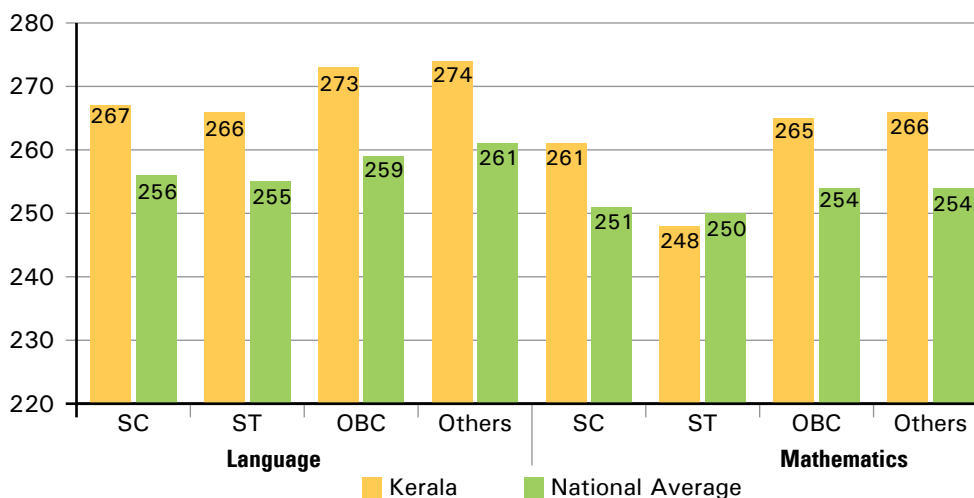
► Performance of both rural and urban students is higher than the national average in both language and mathematics.

Distribution of students' scores

Subjects		0-35 %	36-50 %	51-75 %	Above 75 %
Language	Kerala	6.4	12.2	37.7	43.7
	National Average	10.2	17.3	43.0	29.5
Mathematics	Kerala	5.2	12.2	35.6	47.0
	National Average	8.7	15.2	36.9	39.2

► The largest proportion of students in the state scored above 75% correct answers in both language and mathematics.

Performance of students by Social Groups



► All social groups scored higher than the national average in both language and mathematics, except for ST which scored lower in mathematics.

Regional* Snapshot

Language (Average Score)	State/UT	Mathematics (Average Score)
262 (3.0)	A & N Islands	255 (3.0)
253 (2.4)	Andhra Pradesh	259 (2.2)
267 (3.0)	Karnataka	265 (2.5)
273 (2.0)	Kerala	264 (1.8)
280 (2.9)	Puducherry	271 (2.4)
274 (2.9)	Tamil Nadu	271 (3.2)
257 (0.5)	National Average	252 (0.5)

Note: Standard Error has been given in parenthesis

*Regions as under Regional Institutes of Education, NCERT