

**Government of India**  
**Ministry of Human Resource Development**  
**Department of School Education and Literacy**

\*\*\*\*\*

Shastri Bhavan, New Delhi

Dated: 13<sup>th</sup> May, 2014

Minutes of the 40<sup>th</sup> RMSA PAB Meeting (20<sup>th</sup> Integrated RMSA PAB Meeting) held on the 27<sup>th</sup> March, 2014 for approval of Annual Work Plan & Budget 2014-15 of **Uttar Pradesh** under the Centrally Sponsored Scheme of the Rashtriya Madhyamik Shiksha Abhiyan (RMSA)

1. The 40<sup>th</sup> Meeting (20<sup>th</sup> Integrated RMSA PAB) of the Project Approval Board of the RMSA to consider the Annual Work Plan & Budget 2014-15 for the State of Uttar Pradesh under Rashtriya Madhyamik Shiksha Abhiyan (RMSA, including the components of ICT@ Schools, Girls' Hostels, Vocational Education and Inclusive Education for the Disabled at Secondary Stage (IEDSS) was held on the 27<sup>th</sup> March 2014, under the Chairmanship of Shri R. Bhattacharya, Secretary (School Education & Literacy).
2. The list of participants who attended the meeting is attached at **Annexure-I**.

**Rashtriya Madhyamik Shiksha Abhiyan (RMSA)**

3 At the outset, Secretary (SE&L) welcomed all the participants. The Joint Secretary, Ms. Radha Chauhan, briefed that PAB at the beginning of the 12<sup>th</sup> Five Year Plan (2012-13), had committed liabilities to the tune of Rs 8500 Crores, but since no new works were approved in 2012-13 and with limited approvals in the year 2013-14, the Committed liabilities have come down to the tune of Rs 4800 Crores.

4. However, the concern still remains since a number of States still have a huge backlog of Non-Recurring works which could not be started due to the fixed cost norms of the earlier approvals, and where the States have not been able to arrange for the gap-funding between the earlier approved norms and the State SoRs, and where the funds have been released to the States resulting in the situation where the States are sitting on a huge unspent balance. She informed the PAB that this has resulted in preventing the release of funds from the Ministry on one hand, which later on may lead to surrendering of funds from the scheme, while the Scheme itself

suffers from lack of funds. In light of the situation the State is requested to utilize the funds sanctioned in order for further releases as well for new approvals being considered by the PAB.

5. She noted that there is a need for the State to shift the activities of the subsumed components to the RMSA SPD. Since funds for all the subsumed components are now being released to the RMSA Implementing Society (**through the State**) all correspondence and communication will be with RMSA SPD and the Secretary including financial matters concerning all its subsumed components. Therefore, the States would do well to streamline the activities relating to ICT @ Schools, IEDSS, Vocationalization of Education and Girls' Hostel functioning into the RMSA Society and formally notify the RMSA SPD as the nodal person) anchoring all these activities.

6. She also informed the Board that in order to facilitate efficient implementation and also address issue relating to amount available to States under MMER, following provisions has been made:

- (i) Release of ad-hoc recurring grant to the tune of 25% of the expenditure incurred in the previous FY by the States.
- (ii) Facility of spill-over of funds relating to approvals of non-recurring grant that would provide States with the flexibility to deploy funds regardless of year of its approval (but as per norms under which they were approved).
- (iii) MMER to be available as against the Annual Plan approval.

7. General issues highlighted for consideration and guidance of the PAB:

- (i) **Quality interventions: Adoption of project based approach:** The PAB outlining the overall shift that is needed with four years of activity based interventions under the Quality head of RMSA, emphasized the need for the States to adopt a holistic project based approach to interventions wherein selected activities are put together in a manner that the outcomes and objectives that are envisaged through those interventions that are clearly defined and are measurable over a period of time through basic indicators such as enhancement in enrolment (CWSN, Girls SC..) retention, transition, performance or reduction in drop out and so on. Each such intervention needs to be substantiated by its performance outcome which should be taken up for evaluation by the State as part of its MMER activities.

(ii) **Quality of Inclusion in Secondary schools (CWSN under IEDSS):** The issue of deployment of special **education teachers** was highlighted that at present, there is no deployment policy of special education teachers in any state and their (special education teachers) role in secondary classes need to be clearly outlined. At present, in most states, most of these teachers have not been deployed in the schools but rather at the block headquarters with no defined role and responsibility.

PAB advised that States should ensure that all these special education teachers (for whom the financial support is being made from IEDSS) should be deployed in the school(s), and if they are serving more than one school in the vicinity then their formal deployment should be with the school having larger number of CWSN children.

PAB also requested NCERT to guide the States by detailing the role of special education teachers at the secondary level and if need be modify the curriculum to meet the needs of CWSN children. Even though the IEDSS scheme has been subsumed under the RMSA, the planning and implementation of this component is still being carried out in an isolated manner, with some of the States/ UTs still implementing the interventions under this component totally through NGOs which is adverse to the overall objectives of scheme which envisages State as the prime implementing agency and NGOs role being limited in aiding and supporting the State.

The PAB emphasized that Secondary Schools need to be made more inclusive for CWSN, with adaptations to infrastructure to be planned under the RMSA non-recurring / civil works component, while the teacher training for improving inclusive practices (targeted at CWSN) of Subject teachers should be within the RMSA teacher training package.

(iii) **UDISE:** The issue with regard to **UDISE data** of the state was also raised. In the current year, MHRD/ TSG has used UDISE data to verify the distance from the UPS to the proposed secondary school and on the basis of distance shown in the UDISE data, the current year proposal for establishing new school has been appraised. However, the state claims some technical problem in that column no 19B of the UDISE DCF which results in inconsistency where the distance from UPS to Secondary Schools is shown as zero in

many cases even if the actual distance is 6 or 15 Kms and due to this discrepancy in the data, proposals for new school could not be found eligible for upgradation.

NUEPA was requested to look into this and the State may pursue the matter of correcting the UDISE data with NUEPA.

Though the timeline for sending the UDISE data ( elementary and Secondary ) to NUEPA is in December every year, it is seen that that States have not been able to send their UDISE data to NUEPA on time, which in turn affects and causes delay in the appraisal of RMSA plans, since they are based on the UDISE data.

There are discrepancies in the UDISE data, which are reflected in the mismatch between this years' data (2013-14) and last year's data (2012-13).

The coding /categorization (lowest class/ highest class) is being followed differently in different states, resulting in various interpretations of the number of schools, for a same set of schools. Thus, while in Kerala, a school is given a single UDISE code for the Primary, Upper Primary, Secondary and Higher Secondary, in Andhra Pradesh, Madhya Pradesh, Chhattisgarh, Rajasthan and Odisha, etc, the UDISE code for Primary School is different from the code of the Secondary, from that of the Higher Secondary, etc, resulting in these States showing a higher number of government schools.

PAB requested NUEPA to clarify this and this is especially critical since the UDISE will be the official data from this year onwards.

(iv) Reference was made to the 3<sup>rd</sup> RMSA JRM aide memoire which suggested tracking of children who have passed out of Class VIII to ensure that they get enrolled in Class IX, using simple techniques of identifying clusters/feeder schools to a Secondary school.

(v) In view of the limited availability of funds under the programme and also the fact that States have been unable to act on previous approvals relating to recruitment and appointment of staff , PAB indicated that approvals regarding Lab Attendants, Librarians and Multi task Support Staff previously committed but not yet acted upon be revoked

with immediate effect. Approval/Commitment for salary was for that particular year and if not acted upon and not revalidated specifically, later on stands withdrawn. Commitment of financial support towards this category of support personnel, which is generally sourced on a contractual basis, will also be reviewed as part of the Annual Plan and is subject to availability of funds after provisioning for core set of commitments including teacher's salary.

(vi) PAB also took note of huge backlog in recruitment and appointment of approved teachers. In view of the limited fund availability under the scheme, it was noted that provision of salary under the annual recurring grant shall be earmarked and committed only for personnel formally in place. Any subsequent appointment commitment of RMSA funds will be subject to availability of funds in the current year.

8. Ms. Caralyn K. Deshmukh, Director (RMSA -1) gave a detailed overview of the status of implementation, planning and monitoring of RMSA in the State of Uttar Pradesh. In the presentation, various aspects of implementation of the RMSA scheme in the State, including areas of concern, major issues, decreasing Education Indicators (GER), progress of recurring and non-recurring activities approved to the State under the RMSA were highlighted.

9. A copy of presentation is at **Annexure II**

**10. Areas of Strength:**

- Some initiatives have been taken by the State in the secondary school Sector: *Hamari Beti Uska Kal Yojna* for Minority Girls who have passed Class 10 in which Rs. 30,000 for girls who are below the poverty level is provided by State government )
- *Kanya Vidya Dhan Yojana* for girls belonging to economically weak background who have class 12<sup>th</sup> passed Girl @ Rs 20000 Tablet and Laptop Distribution Scheme Free laptops have been distributed to Uttar Pradesh students who have passed Class 12 exams in 2012 from UP Secondary Education Board, Poorva Madhyama and Madhyama of Sanskrit Education Board, Maulvi and Alim of Madrasa Board, Madhyamik Sanskrit Shiksha Parishad, UP Madarsa Shiksha Parishad and CBSE /ICSE Boards.
- Out of the approved 1247 schools under RMSA, 1021 secondary schools have been made functional in which total 65666 students are enrolled. However, 226 schools which were approved in the year 2013-14 have not been made functional .State informed PAB that they will be made functional this year.

- The state has initiated a task of digital school mapping exercise with the help of IT department government of Uttar Pradesh.
- Increase of 11.35% in state **Gross access ratio** from the last year.
- Dropout rate has decreased from 11.67 (2011-12) to 8.20 (in 2013-14).
- The State is also taking support from Wadhvani Foundation for Vocational Education in Schools.
- Strengthening of 198 Government schools has been taken up by the State through NABARD.

## 11. Areas of Concern:

The State needs to take steps for improvement of following

### Improvement of UDISE

- As per 2012-13 UDISE, the number of Govt. schools was 1692, number of aided schools was 4590 and Central Govt schools 446. UDISE 2013-14 shows 1754 Govt schools are, 4590 Aided schools and 244 Central Govt schools. here is a difference of 202 Central Govt. Schools without any logical explanation of how this number has decreased
- UDISE 2012-13 data shows a difference of 156 more schools as Govt. Schools when compared with UDISE 2013-14 data for Govt schools, without any accompanying explanation that these schools have been closed down in 2013-14. There is a corresponding number of increased number of aided schools in the UDISE 2013-14
- UDISE 2012-13 data showed 391 schools as Aided Schools which do not match the numbers of Aided schools as per UDISE 2013-14
- 39 Gov schools and 51 Gov Aided schools shows zero **enrolment**.
  - As per the explanation given by the State team due to change in the name of the blocks in 10 districts (i.s. Sultanpur, Raibareli, Amethi, Shamli, Muzaffar nagar , Sambhal , Muradabad, Ghaziabad ,Hapur and Budaun) , this discrepancy has occurred.State govt maintains that the UDISE . 2013-14 is correct).

**The Education Secretary Uttar Pradesh made a commitment to the PAB to carry out corrections in the UDISE within 15 days.**

- Sonebhadra 25.78%, Hamirpur 33.49%, Pratapgarh 38.92%, Sitapur 40.89%, Muzaffarnagar 42.79%, Bijnor 44.46%, Raibareilly 46.05% and Kushinagar 48.00% districts display low GER compared with the State GER and the National GER
- viz. Barabanki 24.43%, Basti 22.98%, Lakhnow 22.80%, Banda 21.31%, Lakhimpurkheri 20.96%, Allahabad 19.98% and Bhimnagar 19.82% districts display a high Dropout rate
- The Pass percentage has decreased from 83.87% 2012 to 81.22% in 2013 Habitation mapping and school mapping exercise is yet to be completed despite State giving a commitment to complete the exercise since 2011-12.
- The State has not yet prepared a perspective plan for opening schools based on the estimated requirement.
- Despite the presence of a large number of private schools( including low fee paying private schools( 66.50%), these have not been mapped by the state while preparing school mapping on the basis of which schools are proposed to be opened,. This, combined with the low enrolment in government schools recently opened, and the lack of teachers in these government schools, throws up the question of whether the newly opened schools under RMSA are viable in the long run, considering a considerable amount is being invested by way of Civil works and investment on teachers A number of schools upgraded under RMSA are without Head Master (48%) and teachers (75%) resulting in students dropping out from these schools due to lack of teachers and no teaching in schools.
- 55% of the teachers' sanctioned posts in the state are vacant/(Out of 13818 teachers posts, 6247 are filled).
- UP has been continuously defaulting in submission of Audit and Annual Report with the Audit Report 2012-13 and Annual Report 2013-14 (along with the delay statement) not yet sent to GoI till now. **The Education Secretary UP committed to submit the Reports by 1<sup>st</sup> April 2014.**
- State still has to give Audit Report for Preparatory funds which has been pending since 2009-10 (GoI released Rs 7.1 Crore during 2009-10).
- No recurring activities had been taken up by State in 2013-14, except salary, 19.37% training and MMER (where excess expenditure (Rs. 9.16 cr) had been incurred on MMER ( Approval was for Rs 7.5 7Cr))

- PAB cancelled approval of strengthening works in :  
5 schools (2 schools approved in 2010-11, 3 Schools approved in 2011-12 and one school approved in 2013-14(UPS Mahmudpur) – found to have been approved before for strengthening ) in which the following components were approved : 2 Computer Room, 5 Art Cultural, 3 Library, 6 ACR and 1Toilet

## **12. Special Focus Districts and Convergence:**

The State has 36 SFDs (21 Minority, 17 SC and 2 which are Minority and SC districts. One district is LWE affected district. The State has 680 educationally backward blocks (EBBs). 141 EBBs are covered under both of RMSA and GH.

## **13. Progress under RMSA:**

### **(i) Recurring:**

During 2013-14 financial year a total outlay of Rs. 84.73 crore was approved for the State under the recurring head with a central share of Rs.63.54crore.However, fund could not be released due to huge unspent balance and Audit clarifications (2011-12). The State has incurred recurring expenditure of Rs 55.21crore to 1<sup>st</sup> March 2014 which is 84% of the total available funds. The State has spent recurring funds only on salary, 19% training and MMER.

### **(ii) Non- Recurring:**

Out of the total approved outlay of Rs.832.36 crore under non-recurring head ( approved for strengthening of 481schools(200 in 2010-11 , 233 in 2011-12 and 48 in 2013-14 ) and 1247 new schools upgraded under RMSA (254 in 2009-10, 318 in 2010-11 and 449 in 2011-12 and 226 in 2013-14 ) )with a central share of Rs. 624.27 cr, Rs.501.94 crores have been released by GoI and Rs 122.33 crore remains a committed liability. The State has reported Rs. 638.81 Cr expenditure till 1<sup>st</sup> March 2014.

With regard to physical progress, under RMSA approved new schools, the state has taken up 1021 new school buildings out of 1247 sanctioned so far, out of which 339 buildings have been completed, 682 are in progress where as 226 school building sanctioned in the year 2013-14 has not been taken up.

Under Strengthening of existing schools component, 71% of the buildings sanctioned in 2009-10 and 35% of the buildings sanctioned in 2010-11 have been completed .The state has taken up



1830 works sanctioned so far, out of which 359 works have been completed and 1471 are in progress. 17.5% of the works are completed where as ~72% of the works are in progress. The state has still to take- up the construction of 442 schools which includes 226 New Schools and 216 strengthening sanctioned in the year 2013-14.

As far as the sanction of 2010-11 is concerned the state has taken up all the works sanctioned, against which 30.72% (new school building- 35.22%) are completed & 69.27% (new school building- 72.95%) are in progress.

Out of 1614 works sanctioned in the year 2011-12, the state has managed to complete only 8.85% of the works taken up None of the school buildings sanctioned in 2011-12 have been completed however, all 449 school building sanctioned are in progress out of which 129 are at roof level.

The state has not taken up any work sanctioned in 2013-14.

As per information given by the state, the overall completion of works is 21.19% and 65.38% of works are in progress.

#### **14. Annual Work Plan and Budget of 2014-15:**

As regards the proposal submitted by the State, each intervention was discussed and the following decisions were taken:

##### **Rashtriya Madhyamik Shiksha Abhiyan**

| <b>Sl. No.</b> | <b><u>Activities</u></b>  |
|----------------|---|
|                | <b><u>Non Recurring</u></b>   |
| 1.             | <p><b>Up gradation of New Schools:</b></p> <p>State proposed up gradation of 839 schools, out of which 58 schools were eligible and 781 schools not eligible on the grounds of distance and enrolment criteria.</p> <p>State could not give estimates of the proposed schools based on SSORs but given Preliminary / rough estimate based on the Plinth Area Rate basis. The details of SOR as of 1-8-2013 were given only before a day of PAB meeting and could not be appraised in time. Hence, PAB did not approve any new schools in the current year</p> |

|    |   |
|----|---|
|    | (2014-15), keeping in mind the above issue of estimates and in the light of very slow progress of construction of previously approved new schools i.e. 27% of completion of Construction Works in new schools (339 schools out of 1247 schools)   |
| 2. | <p><b>Strengthening Of Existing Govt. Schools:</b></p> <p>The State has proposed strengthening of 136 Government existing schools under RMSA. Out of which, only 5 schools were found eligible. <b>PAB approved 5 schools.</b> Balance 131 schools are not eligible due to the following reasons:</p> <ul style="list-style-type: none"> <li>• 3 schools are new schools approved under RMSA</li> <li>• 90 schools approved in previous year</li> <li>• 9 schools are in Private Buildings</li> <li>• Land is not available in 17 schools</li> <li>• In 1 school no component( ACR, Lab, etc) proposed by state</li> <li>• In 11 schools , UDISE 2012-13 data shows that Science Lab/ Computer room etc are already available in the schools</li> </ul> |
|    | <b><u>Recurring</u></b>   |
| 1. | <p><b>Financial Support of Teachers and other Staff for newly proposed Schools:</b></p> <ul style="list-style-type: none"> <li>• The state has proposed 839 schools for 2014-15. Accordingly, State has proposed financial support of 839 HMs, 4195 teachers, 839 lab attendant and 839 Multi Task Support staff which was not approved since no schools are approved.</li> </ul>   |
| 2. | <p>Financial Support of Teachers and other Staff for previously approved Schools(2009-2014):</p> <p>State has proposed financial support for salary of 1247 HMs, 8277 teachers, 1247 lab attendants and 1247 Multi Task Support staff. PAB approved financial support of 648 HMs and 1867 teachers in position on the basic pay. 1 month notional salary approved by PAB for balance 599 HMs and 6410 Teachers.</p> <p>PAB has already indicated that approvals regarding Lab Attendants, Librarians and</p>  |

|    |   |
|----|---|
|    | <p>Multi task Support Staff previously committed but not yet acted upon be revoked with immediate effect. Approval/Commitment for salary was for that particular year and if not acted upon and not re-validated specifically, later on stands withdrawn.</p> <ul style="list-style-type: none"> <li>Hence, approval of 1247 lab attendant and 1247 MTSS stands revoked.</li> </ul>   |
| 3. | <p><b>School Grant:</b></p> <ul style="list-style-type: none"> <li>State proposed annual school grants to 1810 existing Government schools @Rs 50,000 per school. Out of which, 226 schools are new schools (approved in 2013-14) and as per UDISE 2013-14 these schools are not functional. Hence, <u>School grant was approved for 1584 schools @Rs 50000 per school.</u></li> </ul>  |
| 4. | <p><b>Teacher Training:</b></p> <ul style="list-style-type: none"> <li><b>School Leadership Programme for Government School Head Masters</b></li> </ul> <p>The proposal of the State for training of 3983 headmasters of Government schools in school leadership development programmed was considered and as indicated by NEUPA, approval was given for conduct of capacity building workshops for 50 State Resource Persons @Rs 300 per day for 10 days (including translation and contextualization of Programme materials) and subsequent training 300 Headmasters for 10+2+2+2 days @Rs 300 per day in the coming academic session.</p> <p>It was clarified that only School leadership programme developed by NEUPA will be funded under RMSA.</p> <p><b>In-service Training for teaching Head Masters and in service teachers :</b></p> <p>State proposed for 5 days in-service training 19239 teachers @Rs 300 per day for (Government and Government aided school keeping in view the capacity of the state as evident from the progress of previous years training activities, training <u>of 17188 teachers was approved or 5 days @ Rs 300 per day.</u></p> <ul style="list-style-type: none"> <li><b>Training for New Teachers:</b> 648 headmasters and 1867 have been recruited in 1247 newly upgraded schools. The PAB approved training of</li> </ul> |

|    |   |
|----|---|
|    | <p><u>2515 headmasters and teachers for induction training @ Rs300/teacher/day for 10 days in the financial year 2014-15.</u></p> <ul style="list-style-type: none"> <li>• <b>Training of Key Resource Persons</b> State proposed training of 762 Key Resource Persons for 5 day @Rs 300 per day. PAB approved training for <u>43 Key Resource Persons @ 1: 10 (1 KRP for 30 MRP)@ Rs 300 per day</u> <u>Training of KRPs for Social Science</u> is to be done with the support of NCERT.</li> <li>• <b>Training of Master Resource Persons</b> : State proposed training of 1024 Master Resource Persons for 5 days @Rs 300 per day which was approved for <u>430 Master Resource Persons @one MRP for 40 teachers.</u></li> </ul> <p>The State must ensure an outcome orientation of all the activities. Training should be aimed at specific objectives with specific outcomes and deliverables outlined in the activity plan. It has been seen that if the attendance of teachers in the training is recorded and teachers are graded on their activities in the training, the training becomes more fruitful. It is also suggested that teachers may outline one or two practices they will adopt in their classrooms as training take-aways. State may ensure documenting of all the activities approved above.</p> |
| 6. | <p><b>Quality Interventions:</b></p> <ul style="list-style-type: none"> <li>• <b>Organization of Book Fairs at District level:</b>The proposal of the State for organizing Book Fairs in all <u>75 districts @Rs 1 per district was approved.</u> The State was advised to organize the Book Fairs in association with National Book Trust.</li> <li>• <b>Science Exhibition at District level:</b> The proposal of the State for Science Exhibition in all <u>75 districts @Rs 1 per district was approved.</u></li> </ul>   |
| 7. | <p><b>Guidance and Counseling:</b></p> <p><b>Sensitization of Principals:</b> The state has proposed sensitization of 1183 principal which was not approved separately but advised to incorporate Guidance and Counselling Modules with the in-service training as approved. With regard to Guidance and Counseling, it was clarified that the Guidance and Counseling Grant under RMSA is for strengthening the existing Bureaus of Guidance in States/UTs.</p>  |

|    |   |
|----|---|
|    | <p>The State was requested to share the existing structure and processes in place for Guidance and Counseling of secondary school students and the Perspective Plan for strengthening the same, in case of need.</p> <p>Further, to address the concern of counseling of students, the State was advised to endeavor to train at least one teacher in each school in Guidance and Counseling and adolescent issues as part of in service training of teachers.</p>  |
| 6. | <p><b>Equity Interventions:</b></p> <ul style="list-style-type: none"> <li>• <b>Self-Defense Training of Girls:</b> State proposed for providing 6 months training program for girls after school hours, 1 hour daily in 1705 camps @ Rs 60000 per camp.</li> <li>• In place of 1705 camps, PAB approved honorarium <u>@Rs 3000/- per month for 3 months for 1678 schools @ one trainer per school.</u> State to document and record this activity ( Numbers of students of Training sessions)</li> </ul> <p>The State may ensure an outcome orientation and documenting of all the above activities.</p> |
| 8. | <p><b>Community Training:</b></p> <p>State proposed training of 27150 SMDCs members @ Rs. 300/- per day for two days. PAB approved training of SMDC members of 8110 stand alone Government secondary schools (where SMDCs have been constituted) as per UDISE @ of 10 members per school. State was advised to take cognizance of the formal advisory issued by the Department, which clear instructions have been given with regard to constitution of SMDCs -in composite schools.</p>  |
|    | <p><b>MMER:</b> The MMER of <b>3.5 %</b> on Integrated scheme was approved by the PAB.</p>  |

#### 15. ICT@School:

PAB was informed that till date, **5613** schools were approved for coverage under ICT@ Schools Scheme since 2007-08 with the central share of Rs **27512.15** lakhs and a State share of Rs **9704.05**. A total amount of Rs **20127.96** lakhs had been released to the state and Rs **7384.195** lakhs is pending to be released to the State under the non recurring component. State share of only Rs **5092.00 lakhs** has been released till now. The details are as below:

| Year         | No. of School | Outlay          | Central Share   | State Share    |
|--------------|---------------|-----------------|-----------------|----------------|
| 2007-08      | 2500          | 16750.00        | 12500           | 4250.00        |
| 2010-11      | 1500          | 9600.00         | 7200            | 2400.00        |
| 2011-12      | 1608          | 10291.20        | 7718.4          | 2572.80        |
| 2011-12      | 5             | 125.00          | 93.75           | 31.25          |
| <b>TOTAL</b> | <b>5613</b>   | <b>36766.00</b> | <b>27512.15</b> | <b>9254.05</b> |

#### Central Share Releases

| Year         | GOI share       | Non-recurring Releases |                |                |                 |                 | Recurring Grant |
|--------------|-----------------|------------------------|----------------|----------------|-----------------|-----------------|-----------------|
|              |                 | Till 2010-11           | 2011-12        | 2012-13        | 2013-14         | Total           |                 |
| 2007-08      | 12500           | 7500                   | 1875           | 0              | 3125            | <b>12500</b>    |                 |
| 2010-11      | 7200            | 234.83                 | 2765.17        | 1265.23        | 1734.725        | <b>5999.955</b> | <b>3037.5</b>   |
| 2011-12      | 7718.4          | 0                      | 1608           | 0              | 0               | <b>1608</b>     |                 |
| 2011-12      | 93.75           | 20                     | 0              | 0              | 0               | <b>20</b>       |                 |
| <b>TOTAL</b> | <b>27512.15</b> | <b>7754.83</b>         | <b>6248.17</b> | <b>1265.23</b> | <b>4859.725</b> | <b>20127.96</b> | <b>3037.5</b>   |

#### State Share Releases

| Year         | State Share    | State Release  | Balance        |
|--------------|----------------|----------------|----------------|
| 2007-08      | 4250.00        | 3125.00        | 1125.00        |
| 2010-11      | 2400.00        | 1967.00        | 433.00         |
| 2011-12      | 2572.80        | 0.00           | 2572.80        |
| 2011-12      | 31.25          | 0.00           | 31.25          |
| <b>TOTAL</b> | <b>9254.05</b> | <b>5092.00</b> | <b>4162.05</b> |

| # | Type of School          | Nature and number of school |             |             | Schools covered under ICT@School |             |             | Balance    |             |            |
|---|-------------------------|-----------------------------|-------------|-------------|----------------------------------|-------------|-------------|------------|-------------|------------|
|   |                         | Govt.                       | Govt. aided | Total       | Govt.                            | Govt. aided | Total       | Govt.      | Govt. aided | Total      |
| 1 | Secondary School        | 908                         | 441         | 1349        | 599                              | 404         | 1003        | 309        | 37          | 346        |
| 2 | Higher Secondary School | 784                         | 4162        | 4946        | 620                              | 3990        | 4610        | 164        | 172         | 336        |
|   | <b>Total</b>            | <b>1692</b>                 | <b>4603</b> | <b>6295</b> | <b>1219</b>                      | <b>4493</b> | <b>5613</b> | <b>473</b> | <b>209</b>  | <b>682</b> |

## Issue:

- UDISE 2012-13 shows 156 schools in as Govt. Schools are not shown as Govt. Managed schools in UDISE 2013-14 data.
- UDISE 2012-13 shows 391 schools as Aided Schools which are not in existence as Aided Management in UDISE 2013-14 data.
  - UDISE code of 58 schools is not available in UDISE data of 2013-14
  - 164 schools are Private management schools as shown in the UDISE 2013-14
- State Govt. has not started implementation in 1608 schools approved in 2011-12 and in the approved 5 smart schools.
- Utilization Certificate for the amount of Rs. 1608 lakh and Rs. 20.00 lakh release in 2011-12 has not been sent
- Evaluation Report is awaited.
- State Govt. has not furnished the justification/ explanation for delay in sending the recurring re-imburement request for the year 2009-10 in the 2500 schools..
- In 2013-14 Rs. 4859.7725 lakh has been released to the State Government for coverage of the schools under the ICT @ School Scheme. Proposal for release of recurring grant for the year 2012-12 in 1500 school is being examined
- Ministry has received court cases, RTI applications and complaints and phone calls from teachers regarding their payment under the scheme. State is advised to look into the problem and take necessary action as per rules
- State has proposed funds for implementation of ICT in another first batch of 1500 schools on a BOOT model.
- State is still in the process of implementing ICT @ Schools in 4000 schools of 75 districts under BOOT model. The component is yet to be implemented in 1608 schools and selection of agency has not yet been done. Further release against committed approvals will be only after the clarification to the above issues and the updated and comprehensive status report is received.

## **16. Integrated Education of The Disabled at Secondary Stage (IEDSS)**

It was observed by the PAB, that States have not been able to give detailed proposals under IEDSS and in most cases it has been totally left to the NGOs to formulate proposals and implement the approvals. States have completely disengaged themselves of their role and responsibility as the main implementation agency. States are in many cases forwarding proposals of the NGOs without any diligence at their level which is contrary to the spirit of the Scheme.

PAB also noted that since a major financial recurring component of the scheme is of salary for special teachers, the States have to ensure that their annual proposal incorporates and substantiates in detail State's commitments. The commitment of GoI will be subject to it being approved as part of the AWP& B and will be limited to the year in which it is approved.

In light of limited availability of funds and the fact that recurring grants lapse at the end of FY, reimbursements will not be entertained beyond the FY unless and until it is specifically sought and more importantly approved and re-validated by the PAB. However, in no case, shall proposals not approved in previous years including teacher's salary will be considered for reimbursement.

### **Non-recurring**

The PAB was informed that funds to the tune of Rs. 12.25 lakh as against the approved amount of Rs. 24.5 lakh for the procurement of equipment has been released. Further, an amount of Rs. 25.9 lakh also released for equipment of 37 resource room. Since the State Govt. has not reported any progress with regard to approved components, nor utilization certificate has been furnished, therefore, PAB decided that State Govt. may refund the amount of Rs. 25.9 lakh released in the year 2012-13. Further, the amount of Rs. 27.3 lakh shown as committed liability stands revoked due to no physical progress undertaken as yet either from the Central fund or from the State resources.

The proposal of 2014-15 for construction of 897 resource room, equipment for 822 resource room and removal of architectural barriers were not considered by the PAB as these components are to be taken up under RMSA's civil component as an essential civil component in all schools.



## Recurring

The State Govt. proposed recurring grant for student oriented components, salary of special education teachers, in-service training of teachers etc.

PAB **approved** the student oriented component as per items mentioned below:-

### (A) Student oriented component

- i) Medical Assessment for 8472 CWSN @ Rs.150 per CWSN is approved with a total outlay of Rs. 12.71 lakhs
- ii) Books and stationery for 8472 CWSN @ Rs.400 per CWSN is approved with a total outlay of Rs. 33.89 lakhs
- iii) Uniform for 8472 CWSN @ Rs.400 per CWSN is approved with a total outlay of Rs. 33.89 lakhs
- iv) Stipend 3602 girls CWSN with a total cost of Rs. 72.04 lakhs is approved

### (B) Other Component

- i) Salary of 1100 and 1378 New Special Education teachers @ Rs.25000 per month is not agreed to as the State Govt. could not fill up the post of teachers approved in the year 2010-11 and 2012-13 for 1100 and 1378 New Special Education teachers, respectively. **However based on the indication of the State Govt. that** recruitment of special education teachers is on, therefore, 500 special education teachers @ Rs.25000 per month is recommended subject to State Govt. furnishing the name of teacher with their RCI no. and their joining report and schools where they have been posted with UDISE code of the school.
- ii) Spl. Pay for general teachers trained in spl. Education for 626 teachers was also **not considered** as these teachers are yet to be trained.
- iii) Orientation of principals, educational administrators, parents/guardians etc. and environmental building programme is merged together for garnering effective result. Accordingly, PAB approved 89.70 lakh to organize the same in 897 Blocks @ Rs. 10000 per Block.

The total outlay under recurring component approved for 2014-15 comes to Rs. **242.22** lakh.

## **17. Girl's Hostel**

There are 680 EBBs in Uttar Pradesh. Project Approval Board in its meeting held on 23.7.2010 approved construction of Girls' Hostels in 144 EBBs at old rates. On submission of revised proposal based on State SORs by the State, 141 girls' hostels were sanctioned (3 Non-EBBs – at Afzal Garh (Dist. Bijnor), Forest Village (Dist. Gonda) & Muzaffrabad (Dist. Saharanpur were excluded) and the first instalment @50% of Central share amounting to Rs. 8638.77 lakh was released (Rs. 1904.22 lakh in 2012-13 & Rs. 669.03 in 2013-14 for 42 hostels in SC Concentrated Districts and Rs. 6065.52 lakh for 99 hostels in 2013-14).

### **Non recurring grant:**

The State proposed sanction of Non recurring grant of Rs. 227.14 cr. for construction of 171 more hostels. JS (SE. I) enquired about the physical and financial progress of the 141 hostels already sanctioned. State Govt. replied that the State has taken initiatives like floating of tenders etc. but the construction is yet to commence. In view of the Central grant lying unutilized with the State Govt. the PAB decided not to grant further hostels till the State Govt. utilizes the fund already sanctioned.

### **Recurring grant:**

The State has no proposal for recurring grant.

## **18. Vocational Education :**

The PAB noted that during the year 2012-13, introduction of vocational education in 100 schools was approved for the State under the CSS of VHSE in NOS aligned job roles in four trades, namely – **Retail** (Sales Associate) , **IT/ITeS** (Assistant Help Desk Assistant), **Automobile** (Service Technician) and **Security** (Unarmed Security Guard). An amount of **Rs. 2123.00 lakh** was approved as total outlay, out of which **Rs. 500.00 lakh** was released to the State Government as 1<sup>st</sup> installment of non-recurring expenditure. However, the State has not been able to implement the scheme till date. The list of 100 schools approved in 2012-13 is placed at **Annexure – IV**.

Serious concern was expressed by the PAB regarding the scheme of subjects for vocational education to be adopted by the State Board of Secondary Education. The PAB advised the State to revisit the decision regarding teaching vocational education as a 7<sup>th</sup> subject at secondary level to be assessed internally only by the school through a grading system. It was clarified to the State that under the scheme, vocational subject should be taught as an additional subject (6<sup>th</sup> subject) at the secondary level and as a compulsory elective at the higher secondary level. The importance of assigning sufficient teaching and learning hours to the subject, raising the stature of vocational education at par with other subjects while creating clear pathways for developing skill proficiency within the education system was explained to the State team at length. The State was advised to take up the matter with the State Board of Education on priority and make necessary provisions on the above lines or else the purpose of outcome/competency based learning as envisaged in the National framework will be defeated. The State was also advised to ensure that the Sector Skill Councils are closely involved at every level for the assessment of the skills of the students under the scheme.

In view of the revision of the Scheme by the Cabinet, on 12<sup>th</sup> Feb 2014, implementation of the Scheme in the **100** schools in 2014-15 was approved by the PAB in accordance with the revised financial norms of the scheme for an amount of **Rs. 984.50 lakh** as the total annual outlay on **75:25** Centre-State Sharing basis with a central share of **Rs. 738.38 lakh**.

As regards the proposal of the State for introduction of vocational education in additional **100** new schools from **Class IX<sup>th</sup>** onwards in the academic session **2014-15**, the PAB advised the State to align the scheme of subjects as advised above and ensure implementation of the scheme in 100 schools already approved before seeking an expansion.

### **Approval for 2014-15**

**19.** Based on above approvals accorded for various interventions in respect of all five RMSA components, the total interventions amounting to **Rs 14814.48 lakh** including the non-recurring interventions amounting to **Rs. 107.90 lakh** and recurring interventions amounting to **Rs. 14706.58 lakh** with the central share of **Rs. 11171.41 lakh** and State share of **Rs. 3643.06 lakh**. The MMER in respect of all these components for the approved interventions will come to **Rs.**

**500.97 lakh.** The components-wise depiction of the proposals of the State and approvals accorded by PAB in financial term is as follows:

**Component wise approval for 2014-15**

| S.No. | Scheme                     | Approved Outlay For 2014-15 |                 |                 | GOI share       | State share    | Rs in lakh               |
|-------|----------------------------|-----------------------------|-----------------|-----------------|-----------------|----------------|--------------------------|
|       |                            | Non Recurring               | Recurring       | Total           |                 |                | Committed Liability (NR) |
| 1     | RMSA                       | 107.90                      | 12978.88        | 13086.78        | 9815.09         | 3271.70        | 12233.68                 |
| 2     | IEDSS                      | 0.00                        | 242.22          | 242.22          | 242.22          | 0.00           |                          |
| 3     | <a href="#">ICT@school</a> | 0.00                        | 0.00            | 0.00            | 0.00            | 0.00           | 7384.15                  |
| 4     | Girls Hostel               | 0.00                        | 0.00            | 0.00            | 0.00            | 0.00           | 8575.99                  |
| 5     | Vocational Education       | 0.00                        | 984.50          | 984.50          | 738.38          | 246.13         | 500.00                   |
|       | <b>Total</b>               | <b>107.90</b>               | <b>14205.61</b> | <b>14313.51</b> | <b>10795.69</b> | <b>3517.82</b> | <b>28693.82</b>          |
|       | MMER (3.5%)                |                             | 500.97          | 500.97          | 375.72          | 125.24         |                          |
|       | <b>Total</b>               | <b>107.90</b>               | <b>14706.58</b> | <b>14814.48</b> | <b>11171.41</b> | <b>3643.06</b> |                          |

\* This amount is subject to confirmation after receipt of requisite document from the State

\*\* Recurring Approvals lapse on the 31st of March.

\*\*\* The Spillover amount (based on expenditure figure as on 31st March 2014) is (RMSA – Rs **19355.53 lakh**, ICT **Rs. 13636.25 lakh**, IE- Rs.27.30 lakh, GH Rs 19127.52 lakh and VE Rs. 500.00 lakh) with a GoI Committed Liability of Rs. **28693.82 lakh**.

The spill over from previous approvals (of Non -Recurring grants) and committed liabilities as against it was noted with reference to further releases of non-recurring grants to the State.

The Schemes wise costing sheet respect of approved intervention are enclosed at **Annexure-III**

**20.** The release of funds to the RMSA components against the above approvals and against previously approved items will be further guided by the following conditions:

- (i) The State Administration shall give a written commitment for meeting its share of the RMSA, ICT@ school, IEDSS, Girls Hostel & Vocational Education of the budget approved according to prescribed sharing pattern of the components.
- (ii) SMDCs or equivalent bodies should be constituted and accounts opened to incur expenditure under school grant, minor repair, civil works, and other such expenditure, which have to be incurred only through these bodies as per RMSA norms.
- (iii) The State Government will maintain their level of investment in Secondary education as in 2009-10 and give the details of the is to GOI before the release of second installment. The Contribution as UT share for RMSA will be over and above this investment.
- (iv) The second installment would only be released after (a) the proportionate installment of State share has been transferred to the State implementation Society, (b) at least 50% expenditure against available funds has been incurred, (c) utilization certificate has been submitted for funds released in the year 2013-14 and (d) Audit Reports have been submitted for the year 2012-13.

The meeting ended with a vote of thanks to the Chair.

## Annexure-I

**Participants of the 40<sup>th</sup> Meeting (the 10<sup>th</sup> composite meeting) of Project Approval Board (PAB) to consider integrated Annual Work Plan and Budget, 2014-15 for the State of Uttar Pradesh of RMSA, ICT, Girls' Hostels, Vocational Education and IEDSS Schemes held on 27<sup>th</sup> March, 2014 in Conference Room (Room No.112-C), Shastri Bhawan, New Delhi.**

### List of participants

1. Shri R. Bhattacharya  
Secretary, SE&L, MHRD Chairperson
2. Ms. Vrinda Sarup  
Additional Secretary, (SE), MHRD
3. Ms. Radha S. Chauhan  
Joint Secretary, Secondary Education-1, MHRD
4. Shri Yogendra Tripathi,  
JS & FA, MHRD
5. Ms. Caralyn Khongwar Deshmukh  
Director, RMSA-1, Dept. of SE&L, MHRD
6. Ms. Ankita Mishra Bundela  
Deputy Secretary (RMSA.2), MHRD
7. Shri S.L. Negi,  
Director, Girls Hostel & IEDSS, SE&L, MHRD
8. Shri Anil Kakria  
DS (Finance), MHRD
9. Shri Sushil Bhushan  
Under Secretary, Vocational Education, MHRD
10. Ms. Nagamani Rao  
Under Secretary, Girls Hostel, MHRD
11. Shri Rajesh Kumar Maurya  
Under Secretary, MHRD

### **Uttar Pradesh**

12. Shri Jitendra Kumar, Principal Secretary  
Govt. of Uttar Pradesh
13. Ms. Prabha Tripathi, ASPD  
Govt. of Uttar Pradesh.
14. Shri V.K. Pandey, Joint Director  
Govt. of Uttar Pradesh
15. Shri Vivek Nualiyaya, Deputy Director  
Govt. of Uttar Pradesh

### **Representative of Other Organization**

16. Dr. Kuldeep Agarwal, Director (Academic)  
NIOS, NOIDA
17. Shri Jagdish Singh,  
Sr. Research Officer, Planning Commission, New Delhi
18. Dr. Sharad Sinha, Associate Professor,  
RMSA Project Cell, NCERT
19. Ms. Shyla S. Reddy, TCA,  
NERIE, Shillong
20. Dr. Kawsar Wizen  
NUEPA, New Delhi
21. Dr. Anita Nuna, DVS  
NCERT, New Delhi

### **TSG-RMSA**

All Consultants of TSG-RMSA

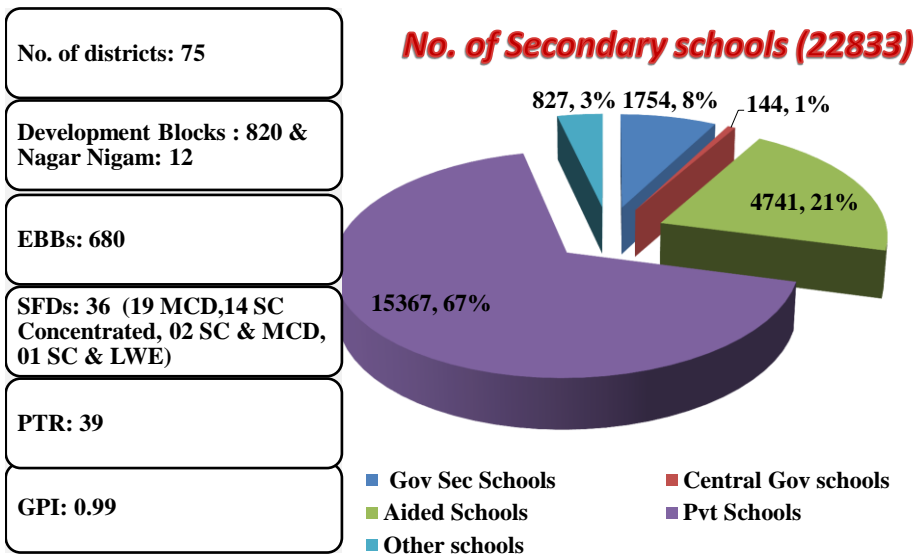


## Uttar Pradesh

RMSA Project Approval Board Meeting  
2014-15

27<sup>th</sup> March 2014

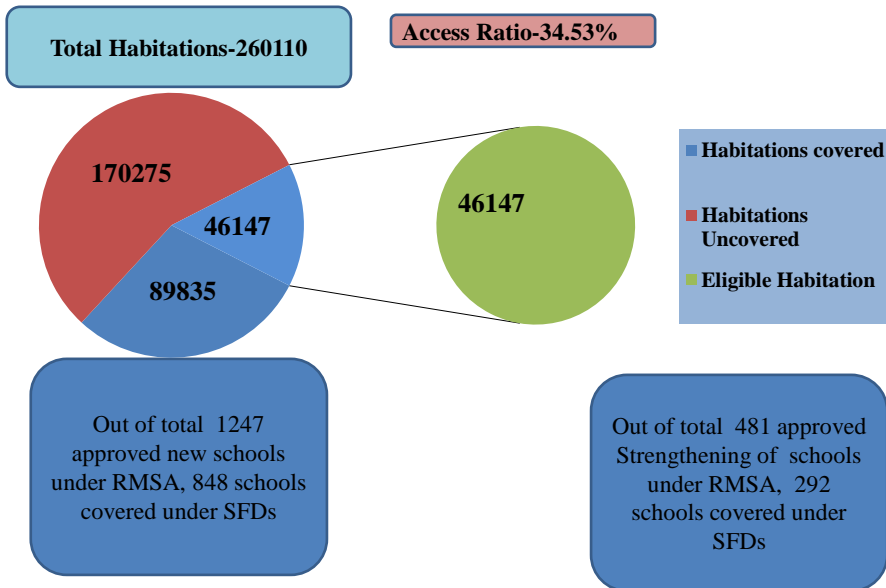
### State Education Profile



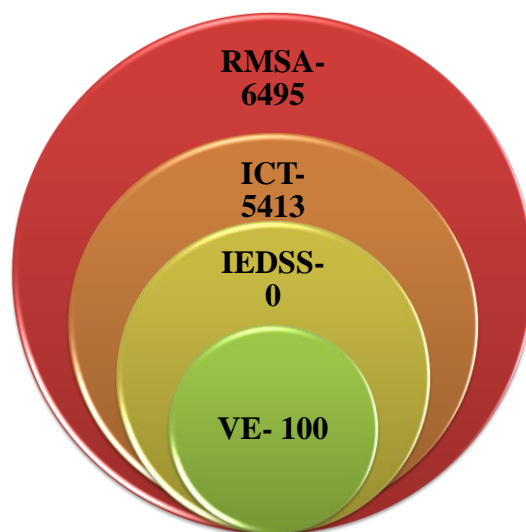
Source: UDISE 2013-14



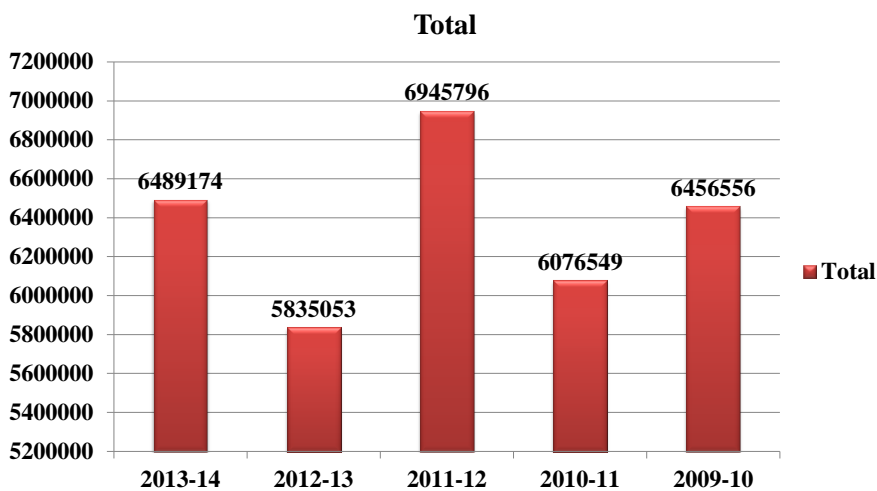
## Coverage of Habitations- Secondary level



## Integrated Coverage of Secondary School



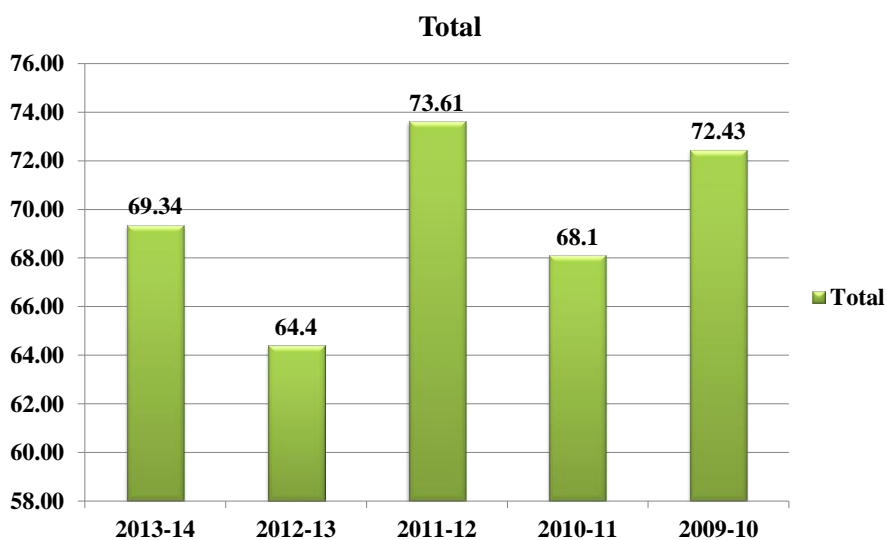
## Enrolment (Secondary level)



Source: 2009-10 and 2010-11- SSE, 2011-12- SEMIS, 2012-13 and 2013-14- UDISE.

1

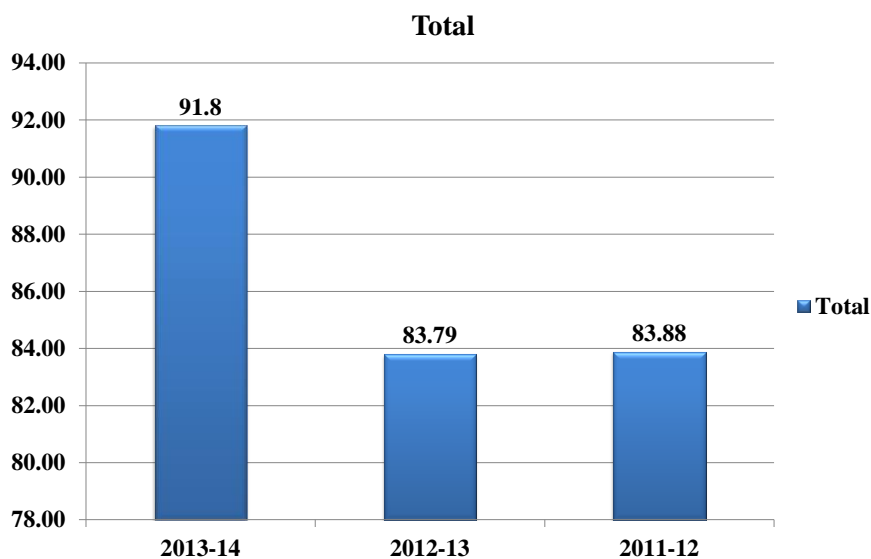
## Gross Enrolment Ratio (Secondary level)



Source: Census of India 2011 & 2009-10 and 2010-11- SSE, 2011-12- SEMIS, 2012-13 and 2013-14- UDISE.

2

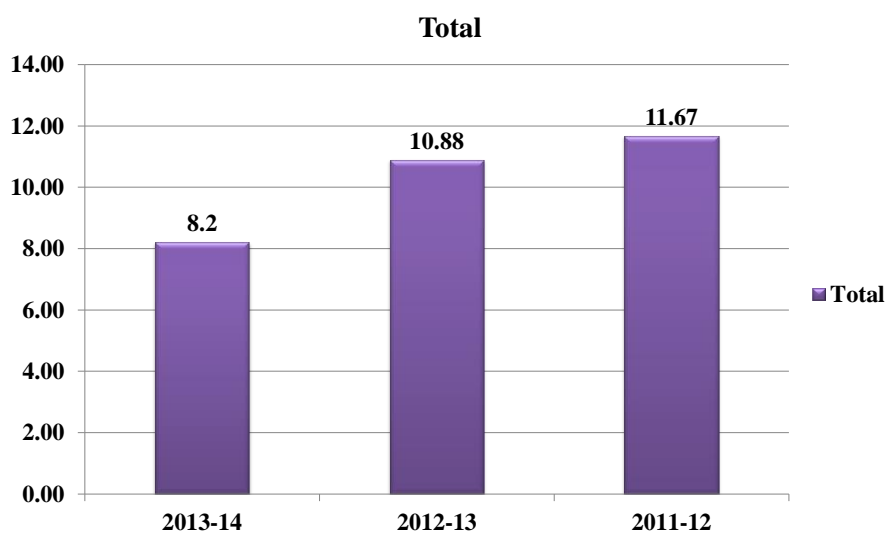
## Retention Rate (Secondary level)



Source:- 2011-12- SEMIS, 2012-13 and 2013-14- UDISE.

3

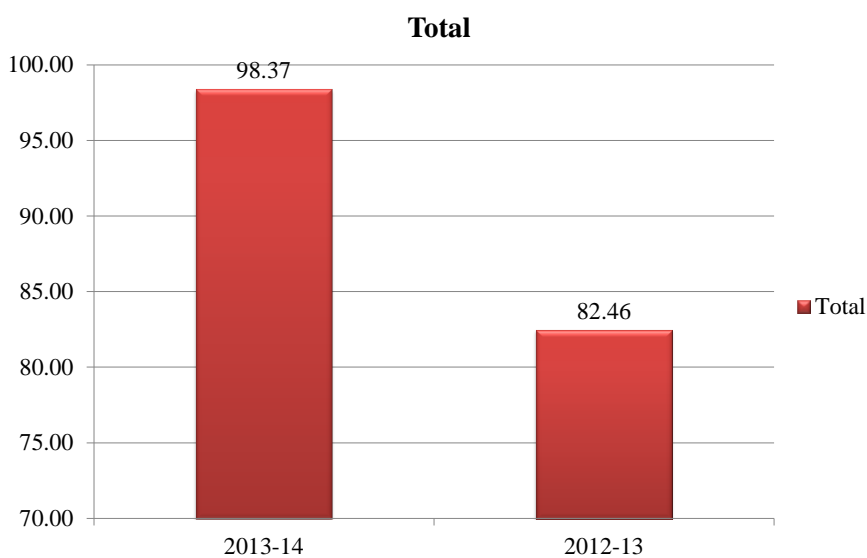
## Drop-out Rate (Secondary level)



Source:- 2011-12- SEMIS, 2012-13 and 2013-14- UDISE.

4

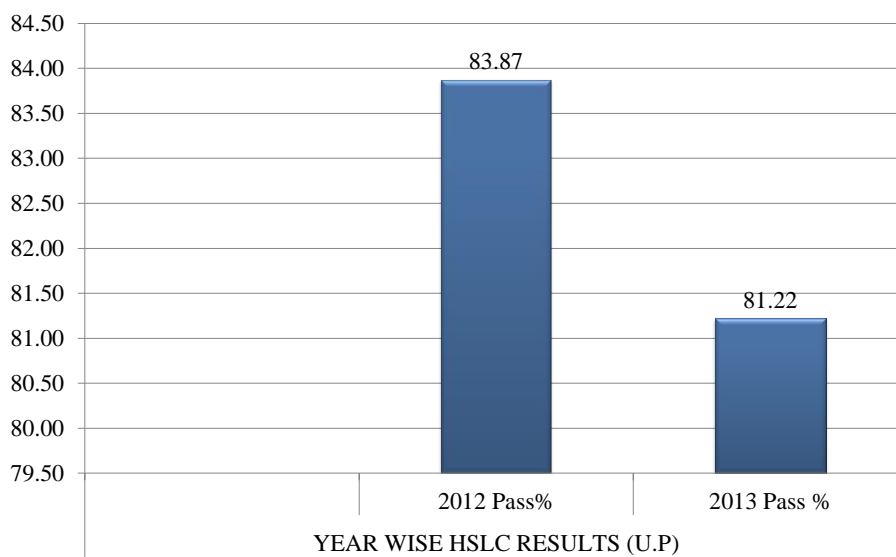
### Transition Rate:- (class VIII to IX)



Source:- 2011-12- SEMIS, 2012-13 and 2013-14- UDISE.

5

### Pass Percentage (%) -10 Class



Source: U.P Board Allahabad.

1

## Committed Liability(Rs in Cr)

|                                      |                  |
|--------------------------------------|------------------|
| <b>RMSA-375.88</b>                   | <b>ICT-73.84</b> |
| <b>NR-122.33</b>                     | <b>NR-73.84</b>  |
| <b>R-253.54</b>                      | <b>R-0.00</b>    |
| <b>VE-5.00</b>                       |                  |
| <b>NR-5.00</b>                       |                  |
| <b>R-0.00</b>                        |                  |
| <b>IEDSS-0.12</b>                    | <b>GH-85.75</b>  |
| <b>NR-0.12</b>                       | <b>NR-85.75</b>  |
| <b>R-00</b>                          | <b>R-00</b>      |
| <b>Total GoI committed-540.61 Cr</b> |                  |

## Spill Over-Non Recurring

(Rs in Crore)

|  |  |
|--|--|
| <b>RMSA-193.55</b><br>(23% of approval)                    | <b>ICT-136.36</b><br>(37% of approval) |
| <b>VE-5.00</b><br>(50% of approval)                        |  |
| <b>IEDSS-0.27</b><br>(54% of approval)                     | <b>GH-191.27</b><br>(100% of approval) |
| <b>Total NR-Spill over: Rs 526.46 Cr (38% of approval)</b> |  |

## Status of teachers

State  
Teachers(+RMSA)

- Sanctioned Post -13818
- In Position – 6247 (45%)

RMSA New  
School Teachers  
(including HM)

- Sanctioned Post -8626
- In Position -2515(29%)

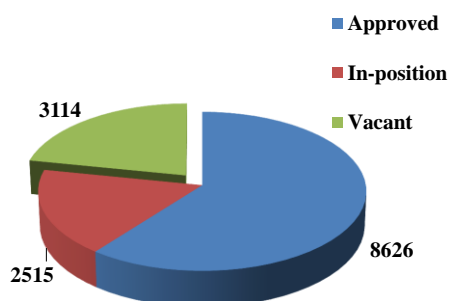
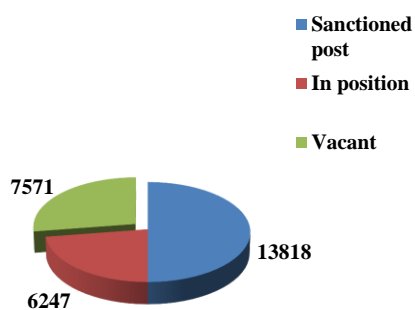
| Head                       | 2009-10     | 2010-11     | 2011-12     | 2013-14     | Total       |
|----------------------------|-------------|-------------|-------------|-------------|-------------|
| No of schools approved     | 254         | 318         | 449         | 226         | 1247        |
| Sanctioned HM              | 254         | 318         | 449         | 226         | 1247        |
| Sanctioned Teachers        | 1778        | 2226        | 2245        | 1130        | 7379        |
| <b>Total Teachers(+HM)</b> | <b>2032</b> | <b>2544</b> | <b>2694</b> | <b>1356</b> | <b>8626</b> |

Source: Model Table (Table No.6)

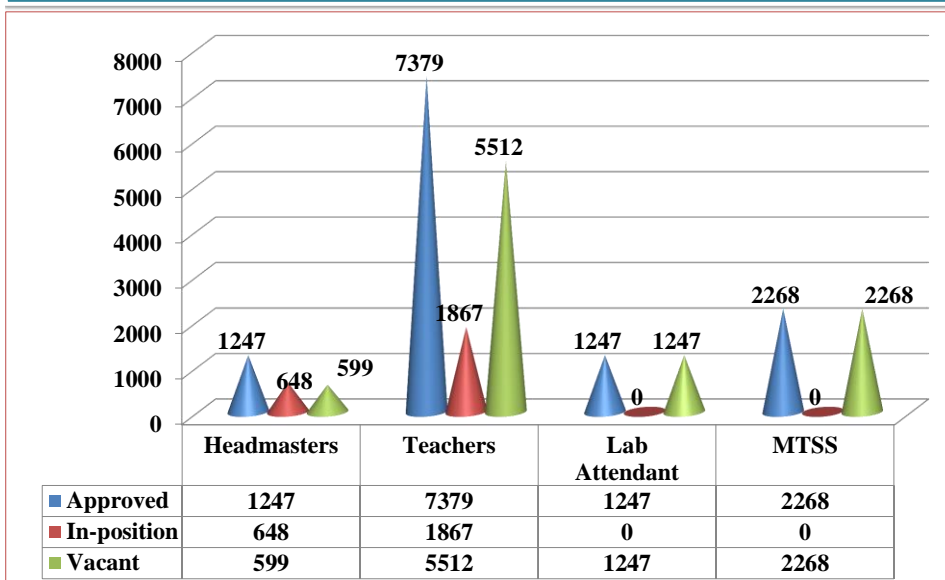
## Vacant Teaching Posts under State Govt. & 1247 Upgraded Schools (RMSA)

Vacant Teaching Posts for Secondary Schools in  
the State

Vacant Teaching Posts in RMSA Schools

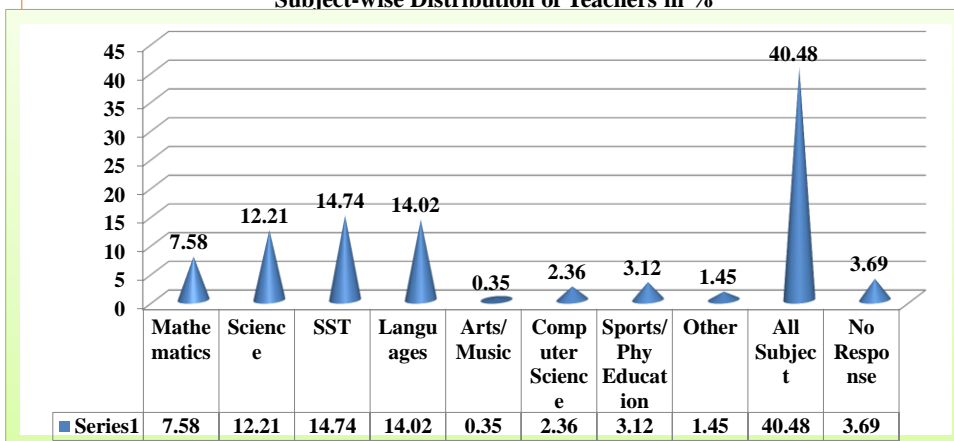


## Recruitment Progress in Upgraded School

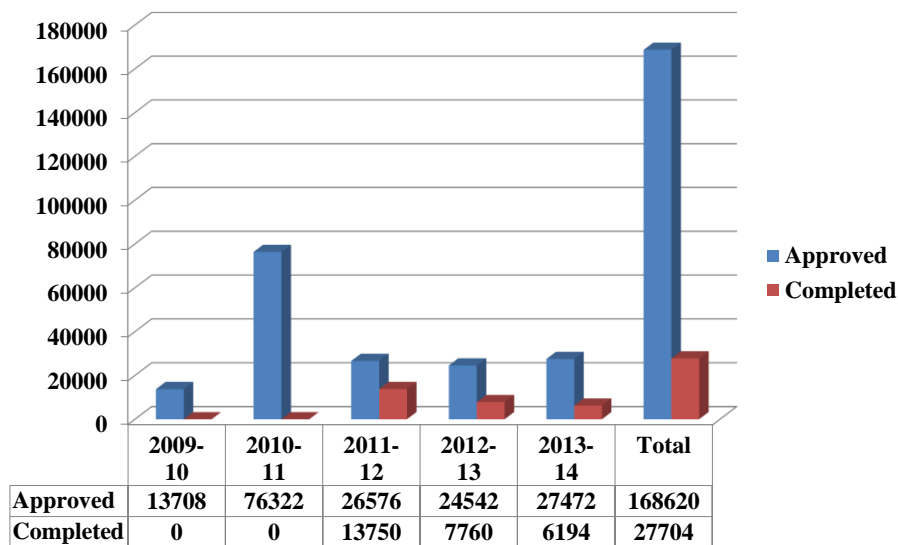


## Teaching Qualification & Subject-wise Teachers

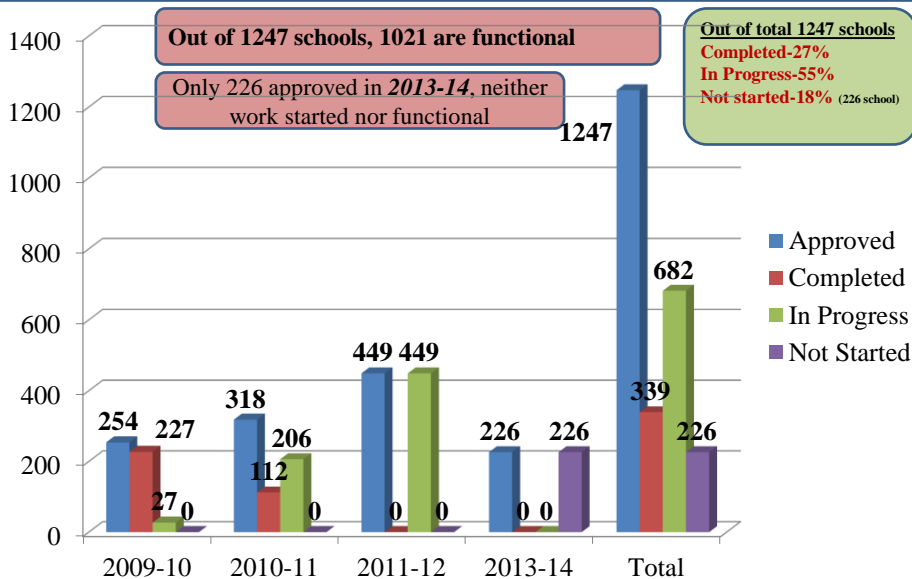
| Teaching Qualification |                             |
|------------------------|-----------------------------|
| Sec. Schools           | B. Ed & M. Ed Teachers in % |
| Government Schools     | 64.75                       |
| Aided Schools          | 62.12                       |



## Progress-Teacher Training-RMSA

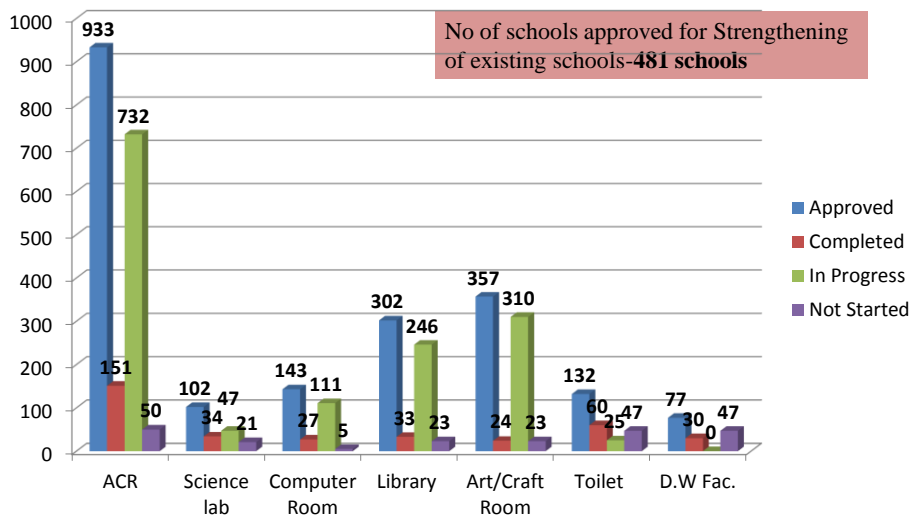


## Year wise Progress of New schools-RMSA (as on date)

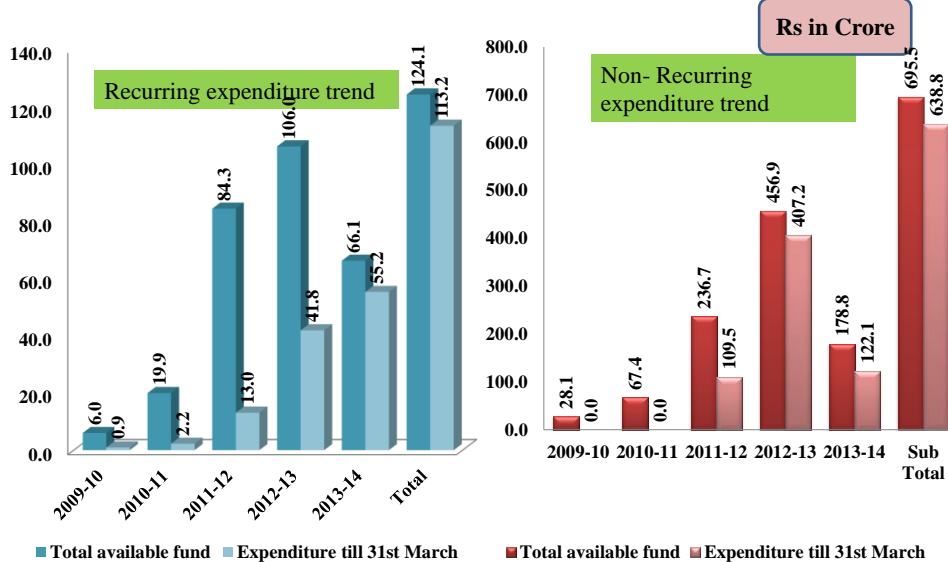




## Cumulative Non Recurring Financial Progress as on date

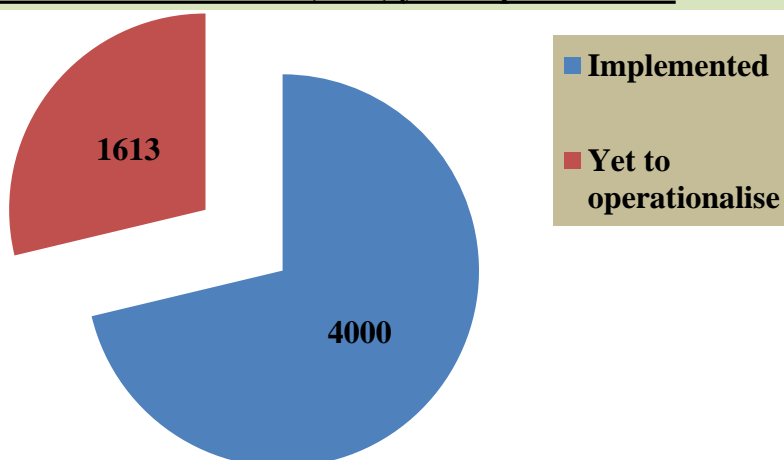


## Progress of Recurring and Non Rec since 2009-10



## Progress of ICT @ School

- **Total Approved school-5613** (including 5 Smart School)
- **1608+5 SMART schools (1613) yet to operationalise**



## Progress of Girls Hostel

- ✓ Number of EBBs : 680
- ✓ Number of hostels approved : 141
- ✓ Budget approved : Rs. 19127.52 lakh
- ✓ GOI share : Rs. 17214.76 lakh
- ✓ Funds released : Rs. 8638.77 lakh
- ✓ None of the girls hostel is complete and none is functional

## State Initiatives / Good Practice

- ❖ *Hamari Beti Uska Kal Yojna for 10th passed Minority Girl* (Rs. 30,000 for High School pass girl of Uttar Pradesh who are below the poverty level )
- ❖ *Padhe Betia Badhe Betia for 10th passed BPL category Girl*
- ❖ *Kanya Vidya Dhan Yojana for class 12<sup>th</sup> passed Girl*
- ❖ *Tablet and Laptop Distribution Scheme*

## Areas of Strength

- Under RMSA, out of approved **1247** schools, **1021 (82%)** secondary schools are functional in which total 65666 students are enrolled. 226 schools were approved in the year 2013-14 which will be functional from the current year (by July).
- Increase of 11.35% in state **Gross access ratio** from the last year (**Presently 34.5%**).
- Drop out rate has decreased from 11.67 (2011-12) to 8.20 (in 2013-14).

## Areas of Strength

- Sufficient provision of State Share (Rs. 1215.94 Cr) .
- SRG constituted for quality and SMDC training.
- In –service training support by Intel and Microsoft under ICT Scheme.
- Collaboration with RELO of American Embassy for English training.
- Convergence with Wadhvani Foundation for VE Scheme.
- 17 schools opened by the State from State Plan.
- 52 new schools are being constructed under MSDP scheme.
- Strengthening of 198 Government schools through NABARD.

## Areas of concern

- Discrepancies in the UDISE data w.r.t number of schools and the management of schools between 2012-13 (i.e Govt. Schools-1692, Aided Schools-4590 and Central Govt. Schools-446 ) & 2013-14 data (Govt. Schools-1754. Aided schools-4590 and Central Govt. Schools-244).**
- 156 schools in UDISE 2012-13 data shown as Govt. Schools not tallying with UDISE 2013-14 data for Govt schools
- 391 schools in UDISE 2012-13 data shown as Aided Schools not tallying with UDISE 2013-14 data for Aided schools
- High Dropout rate in districts -Barabanki 24.43%, Basti 22.98%, Lakhnow 22.80%, Banda 21.31%, Lakhimpurkheri 20.96%, Allahabad 19.98% and Bhimnagar 19.82.
- Pass %tage has decreased from 83.87% 2012 to 81.22% .
- 39 Gov Sec Schools and 51 Gov Aided schools having zero enrolment.

## Areas of concern

### Issues related to RMSA

- *Process of habitation wise school mapping exercise is yet to be completed.*
- Total requirement of the state with regard to establishment of secondary schools is yet to be generated and shared with Ministry.
- The **Gross access ratio** at the state level is **34.53%**,
- The state is having **66.50% private schools, which has not been mapped by the state**, while conducting school mapping exercise. There are a number of low fee paying private schools
- A number of schools upgraded under RMSA are without Head Master (48%) and teachers (75%) resulting in students dropping out from these schools.
- Response to observations on Audit Report 2011-12 was pending, due to which fund could not be released during 2013-14. *(State sent reply on 25<sup>th</sup> March '14)*
- *Pending Audit and Annual Report 2012-13 along with the delay statement.*
- Audit Report for Preparatory fund pending since 2009-10 *(GoI released Rs 7.1 Crore during 2009-10).*

## Areas of concern

- During 2013-14, state could use fund only for salary, 19.37% training and MMER (where as excess expenditure (Rs. 9.16 cr) incurred on MMER than approval (Rs. 7.57 cr) . However the same issue of using excess MMER was raised in the 2013-14 PAB which is not yet clarified.

### Issues related to ICT

- Discrepancies' in 547 schools
  - 01 schools found duplicate
  - UDISE code of 4 schools shows that data is not available in UDISE 2013-14
  - 55 schools are coming under Private management in UDISE 2013-14
- State Govt. has not started the scheme in the **1608 schools approved in 2011-12 and in 5 smart schools.** *(against which UC and progress report pending)*
- Evaluation Report is awaited.
- Complaints from teachers under the ICT @ Schools programme

## Areas of concern

### **Issues related to IEDSS component:**

As per the UC for the year 2010-11 Rs.141.58 Lakh has been utilized for the purpose for which it was sanctioned, while **Rs.57.99 Lakh is lying unspent**. Progress report and audit accounts of the same amount are also awaited. UC, Progress report and Audit account for the year 2012-13 is also awaited.

### **Issues related to GH component:**

There is a **shortfall of Rs. 959.89 lakh** in the release of State share. State has not started any work for already approved 141 Girls Hostels even none of GHs are functional.

### **Issues related to VE component:**

State has spent Rs 500 lakh for purchasing Tools, Equipment and Furniture etc. However, the State has informed that the Scheme could not be implemented in the current academic session and will be done from the coming academic session 2014-15. In this regards Commitment from the State Board of Education regarding the scheme combination of subjects has been received.

## Points for PAB Decision

### **Strengthening of Existing Schools-RMSA:**

•Proposed to cancel **5 schools** (2 schools in 2010-11 & 3 Schools in 2011-12) which are duplicate where following component have been approved :

- Computer Room : 2
- Art Cultural : 5
- Library : 3
- ACR : 6
- Toilet : 1

### **New School-RMSA**

•**1 school** is duplicate (UPS Mahmudpur) in 2013-14, proposed for cancellation

# Proposal and Recommendation RMSA 2014-15

31

| S. No.   | Activities                                    | Proposal for 2014-15 |                  | Recommendation 2014-15 |                 |
|----------|---|----------------------|------------------|------------------------|-----------------|
|          |   | Phy                  | Fin              | Phy                    | Fin             |
| <b>A</b> | <b>RMSA</b>                                   |                      |                  |                        |                 |
|          | <b>Non recurring</b>                          |                      |                  |                        |                 |
| <b>1</b> | <b>New Schools</b>                            |                      |                  |                        |                 |
| 1.0      | 2 section school                              | 839                  | 67,740.86        | 58                     | 3,370.96        |
|          | <b>Sub total</b>                              |                      | <b>67,740.86</b> |                        | <b>3,370.96</b> |
| <b>2</b> | <b>Strengthening of existing Govt schools</b> | <b>136</b>           |                  | <b>5</b>               |                 |
| 2.01     | Additional Classroom                          | 122                  | 686.86           | 10                     | 56.30           |
| 2.02     | Integrated Science Lab                        | 62                   | 378.20           | 1                      | 6.10            |
| 2.02     | Lab equipments                                | 70                   | 70.00            | 1                      | 1.00            |
| 2.04     | Computer Room                                 | 62                   | 310.00           | 2                      | 10.00           |

| S. No. | Activities                 | Proposal for 2014-15 |                  | Recommendation 2014-15 |               |
|--------|----------------------------|----------------------|------------------|------------------------|---------------|
|        |                            | Phy                  | Fin              | Phy                    | Fin           |
| 2.05   | Library                    | 63                   | 441.00           | 2                      | 14.00         |
| 2.06   | Art and Craft room         | 60                   | 300.00           | 3                      | 15.00         |
| 2.07   | Toilet block               | 106                  | 106.00           | 3                      | 3.00          |
| 2.08   | Water facility             | 106                  | 53.00            | 5                      | 2.50          |
|        | <b>Sub total</b>           | <b>651</b>           | <b>2,345.06</b>  | <b>27</b>              | <b>107.90</b> |
|        | <b>TOTAL Non recurring</b> |                      | <b>70,085.92</b> |                        | <b>107.90</b> |
|        | <b>Recurring</b>           |                      |                  |                        |               |
|        |                            |                      |                  |                        |               |

| S. No.   | Activities  | Proposal for 2014-15 |                  | Recommendation 2014-15 |                 |
|----------|---|----------------------|------------------|------------------------|-----------------|
|          |   | Phy                  | Fin              | Phy                    | Fin             |
| <b>3</b> | <b>Staff for new school (2014-15)</b>                                 |                      |                  |                        |                 |
| 3.01     | Head Master   | 839                  | 03.40            | -                      | -               |
| 3.01     | Subject teacher   | 4,195                | 1,678.00         | -                      | --              |
| 3.03     | Lab Attendant   | 839                  | 167.80           | -                      | -               |
| 3.04     | Multi Task Support Staff  | 839                  | 83.90            | -                      | -               |
|          | Sub total   | 6,712                | 2,433.10         | -                      | -               |
| <b>4</b> | <b>Staff for new schools sanctioned in previous years (2009-2014)</b> |                      |                  |                        |                 |
| 4.01     | Head Master   | 1,247                | 8,978.40         | 648                    | 3,225.10        |
| 4.02     | Subject teacher   | 8,277                | 39,729.60        | 1867                   | 6,226.07        |
| 4.03     | Lab Attendant   | 1,247                | 2,992.80         | -                      | -               |
| 4.04     | Multi Task Support Staff  | 2,268                | 2,721.60         | -                      | -               |
|          | <b>Sub total</b>  | <b>13,039</b>        | <b>54,422.40</b> | <b>2,515</b>           | <b>9,451.17</b> |



| S.No.    | Activities                         | Proposal for 2014-15 |               | Recommendation 2014-15 |               |
|----------|------------------------------------|----------------------|---------------|------------------------|---------------|
|          |                                    | Phy                  | Fin           | Phy                    | Fin           |
| <b>5</b> | <b>School Grant</b>                |                      |               |                        |               |
| 5.01     | School Grant (Gov. Schools)        | 1,810                | 905.00        | 1,584                  | 792.00        |
| 6        | School Grant (Gov. Aided Schools)* |                      |               |                        |               |
|          | <b>Sub total</b>                   |                      | <b>905.00</b> | <b>-</b>               | <b>792.00</b> |
| <b>7</b> | <b>Minor Repair</b>                |                      |               |                        |               |
| 7.01     | Minor Repair (Gov. Schools)        | 563                  | 140.75        | -                      | -             |
| 7.02     | Minor Repair (Gov. Aided Schools)* |                      |               |                        | -             |
|          | <b>Sub total</b>                   |                      | <b>140.75</b> |                        | <b>-</b>      |

| S.No.    | Activities   | Proposal for 2014-15 |                 | Recommendation 2014-15 |               |
|----------|--|----------------------|-----------------|------------------------|---------------|
|          |  | Phy                  | Fin             | Phy                    | Fin           |
| <b>8</b> | <b>Teacher Training</b>                                    |                      |                 |                        |               |
| 8.01     | Leadership/Professional Development Program of Head Master | 3,898                | 1,169.40        | 300                    | -             |
| 8.02     | In-service training for existing teachers                  | 19,239               | 288.59          | 17,188                 | 257.82        |
| 8.03     | Training for new teachers                                  | 9,064                | 135.96          | 2,515                  | 75.45         |
| 8.04     | Training of KRPs   | 762                  | 11.43           | 43                     | 0.64          |
| 8.05     | Training of Master Resource Persons                        | 1,024                | 15.36           | 430                    | 6.45          |
|          | <b>Sub total</b>   |                      | <b>1,620.74</b> |                        | <b>340.36</b> |

| S. No.   | Activities   | Proposal for 2014-15 |                 | Recommendation 2014-15 |               |
|----------|--|----------------------|-----------------|------------------------|---------------|
|          |  | Phy                  | Fin             | Phy                    | Fin           |
| <b>9</b> | <b>Quality Interventions</b>                           |                      |                 |                        |               |
| 9.01     | Excursion trip for students within the State@Rs.200/-  | 92,001               | 184.00          | -                      | -             |
| 9.02     | Study tours for students outside the State@Rs.2000/-   | 24,817               | 496.34          | -                      | -             |
| 9.03     | Science exhibition at district level                   | 75                   | 75.00           | 75                     | 75.00         |
| 9.04     | Book fair at district level                            | 75                   | 75.00           | 75                     | 75.00         |
| 9.06     | Excursion trip for teachers within the State@Rs.2000/- | 4,839                | 96.78           | -                      | -             |
| 9.07     | Study tour for teachers outside the State@Rs.20000/-   | 2,882                | 576.40          | -                      | -             |
|          | <b>Sub total</b>                                       |                      | <b>1,503.52</b> | -                      | <b>150.00</b> |

| S. No.       | Activities                                     | Proposal for 2014-15 |                    | Recommendation 2014-15 |                  |
|--------------|--|----------------------|--------------------|------------------------|------------------|
|              |  | Phy                  | Fin                | Phy                    | Fin              |
| <b>10</b>    | <b>Guidance and Counselling</b>                |                      |                    |                        |                  |
| 10.01        | Sensitisation of Principals                    | 1,183                | 473.20             | -                      | -                |
|              | <b>Sub total</b>                               |                      | 473.20             | -                      | -                |
| <b>11</b>    | <b>Equity Interventions</b>                    |                      |                    |                        |                  |
| <b>11.01</b> | <b>Girls oriented activities</b>               |                      |                    |                        |                  |
| 11.01.01     | Self defence skill for safety & security       | 1,705                | 1,023.00           | 1,678                  | 201.36           |
|              | <b>Sub total</b>                               |                      | <b>1,023.00</b>    |                        | <b>201.36</b>    |
| <b>12</b>    | <b>Community training</b>                      |                      |                    |                        |                  |
| 12.01        | Training of SMDC members                       | 27,150               | 162.90             | 8,110                  | 48.66            |
|              | <b>Sub total</b>                               |                      | 162.90             |                        | 48.66            |
|              | <b>TOTAL Recurring</b>                         |                      | <b>62,684.61</b>   |                        | <b>10,937.26</b> |
|              | <b>RMSA-Total ( Non recurring + recurring)</b> |                      | <b>1,32,770.53</b> |                        | <b>11,045.16</b> |

| S. No.    | Activities   | Proposal for 2014-15 |                  | Recommendation 2014-15 |             |
|-----------|--|----------------------|------------------|------------------------|-------------|
|           |  | Phy                  | Fin              | Phy                    | Fin         |
| <b>B</b>  | <b>ICT</b>   |                      |                  |                        |             |
|           | <b>Non recurring</b>                                   |                      |                  |                        |             |
| <b>13</b> | <b>BOOT model</b>                                      |                      |                  |                        |             |
| 13.01     | Computers (including server with terminals)            | 1,500                | 1,290.00         | -                      | -           |
| 13.02     | Operating system & Application Software                | 1,500                | 45.00            | -                      | -           |
| 13.03     | Educational Software & CD ROMs                         | 1,500                | 120.00           | -                      | -           |
| 13.04     | Furniture  | 1,500                | 60.00            | -                      | -           |
|           | <b>Subtotal</b>  |                      | <b>-1,515.00</b> | -                      | -           |
|           | <b>Subtotal</b>  | <b>,500</b>          | <b>1515.00</b>   | -                      | <b>0.00</b> |
| <b>14</b> | Other non-recurring components (may be added suitably) |                      | -                | -                      |             |
|           | <b>Total Non- recurring (B)</b>                        | <b>1,500</b>         | <b>1,515.00</b>  | -                      | -           |

| S. No.    | Activities   | Proposal for 2014-15 |               | Recommendation on 2014-15 |     |
|-----------|--|----------------------|---------------|---------------------------|-----|
|           |  | Phy                  | Fin           | Phy                       | Fin |
|           | <b>Recurring</b>   |                      |               |                           |     |
| <b>15</b> | <b>One time Induction training to teachers in ICT for 10 days (No of teachers)</b>               |                      |               |                           |     |
| 15.01     | Outright Purchase Basis  |                      |               | -                         | -   |
| 15.02     | BOOT model   | 1,500                | 300.00        | -                         | -   |
|           | <b>Sub Total</b>   | <b>1,500</b>         | <b>300.00</b> | -                         | -   |
| <b>16</b> | <b>Refresher training for teachers for 5 days @ Rs. 400 per day per teacher (No of teachers)</b> |                      |               |                           |     |
| 16.01     | BOOT model   | 1,500                | 300.00        | -                         | -   |
|           | <b>Sub Total</b>   | <b>1,500</b>         | <b>300.00</b> | -                         | -   |
| <b>17</b> | <b>Salary of Computer Teacher</b>  |                      | -             |                           | -   |
| 17.01     | Salary of Computer Teacher under BOOT model Sanctioned in previous years                         | 1,500                | 1,800.00      | -                         | -   |

| S. No. | Activities   | Proposal for 2014-15 |                 | Recommendation 2014-15 |     |
|--------|--|----------------------|-----------------|------------------------|-----|
|        |  | Phy                  | Fin             | Phy                    | Fin |
| 18     | <b>Salary of Computer Teacher under BOOT model(New sanction)</b>     |                      |                 |                        |     |
| 18.01  | Secondary School   | 954                  | 572.40          | -                      | -   |
| 18.02  | Senior Secondary School  | 654                  | 784.80          | -                      | -   |
| 18.03  | Under SMART school   | 5                    | 6.00            | -                      | -   |
|        | <b>Sub Total</b>   | <b>3,113</b>         | <b>3,163.20</b> | -                      | -   |
| 19     | <b>Other Recurring Components</b>                                    |                      |                 |                        |     |
| 19.01  | Computer, Stationery (Printer, Cartridges, CD-ROMs, DVD, paper etc.) | ,500                 | 1200            |                        |     |
| 19.02  | Electricity Charges  | 1,500                | 180.0           |                        |     |
| 19.03  | Expnses on Diesel/Kerosene for generator                             | 1,500                | 180.0           |                        |     |
| 19.04  | Telephone Charges  | 1,500                | 90.00           |                        |     |
| 19.05  | Internet/Broadband charges   | 1,500                | 150.0           |                        |     |
| 19.06  | Management, Monitoring and Evaluation                                | 1,500                | 150.0           |                        |     |
|        | <b>Sub Total</b>   | <b>9,000</b>         | <b>1950.0</b>   |                        |     |

| S. No.   | Activities  | Proposal for 2014-15 |                 | Recommendation 2014-15 |     |
|----------|---|----------------------|-----------------|------------------------|-----|
|          |   | Phy                  | Fin             | Phy                    | Fin |
| 20       | <b>Any other Activity (May be added suitably)</b> | 1,608                | 1,447.20        | -                      | -   |
|          | <b>Sub Total</b>                                  | <b>1,608</b>         | <b>1,447.20</b> | -                      | -   |
|          | <b>TOTAL Recurring</b>                            |                      | <b>7,160.40</b> |                        | -   |
|          | <b>ICT-Total ( Non recurring + recurring)</b>     | <b>1,500</b>         | <b>8,675.40</b> | -                      | -   |
| <b>C</b> | <b>IEDSS</b>                                      |                      |                 |                        |     |
|          | <b>Non recurring</b>                              |                      |                 |                        |     |
| 21       | Resource Room                                     | 897                  | 1,794.00        | -                      | -   |
| 22       | Equipment for resource room                       | 822                  | 575.40          | -                      | -   |
| 23       | Removal of architectural barriers                 | 897                  | 224.25          | -                      | -   |
| 24       | Toilets for CWSN                                  | 897                  | 179.40          | -                      | -   |
| 25       | Strengthening of training institution             | 70                   | 350.00          | -                      | -   |
| 26       | Support to NGO                                    | -                    | 500.00          | -                      | -   |
| 27       | ICT Resources & Maintenance                       | 822                  | 1,027.50        | -                      | -   |
| 28       | Audio Video Teaching Aids                         | 822                  | 822.00          | -                      | -   |
|          | <b>Subtotal Non recurring</b>                     |                      | <b>5,472.55</b> |                        | -   |

| S. No. | Activities   | Proposal for 2014-15 |          | Recommendation on 2014-15 |       |
|--------|--|----------------------|----------|---------------------------|-------|
|        |  | Phy                  | Fin      | Phy                       | Fin   |
|        | <b>Recurring</b>   | -                    |          | -                         |       |
| 29     | Salary of New Special education teachers                                       | 1,132                | 3,396.00 | 500                       |       |
| 30     | Special pay for general teachers trained in special education                  | 6,062                | 242.48   | -                         | -     |
| 31     | Student oriented Activities including assistance and equipments                | 862                  | 1,293.00 | -                         | -     |
| 32     | In-service training for existing teachers                                      | 6,062                | 90.93    | -                         | -     |
| 33     | Training to special education teachers   | 1,132                | 33.96    | -                         | -     |
| 34     | Orientation of Principals, Educational administrators, parents / guardians etc | 75                   | 37.50    | -                         | -     |
| 35     | Environment Building programme   | 897                  | 89.70    | 897                       | 89.70 |
| 36     | Other Activities (Research, Monitoring, Evaluation and Administration)         |                      |          |                           |       |
| 37     | Medical assessment   | 8,472                | 12.71    | 8,472                     | 12.71 |
| 38     | Books & stationary   | 8,472                | 33.89    | 8,472                     | 33.89 |
| 39     | Uniform  | 8,472                | 33.89    | 8,472                     | 33.89 |
| 40     | Stipend for girls  | 3,602                | 72.04    | 3,602                     | 72.04 |

| S. No. | Activities                              | Proposal for 2014-15 |                 | Recommendation 2014-15 |               |
|--------|---|----------------------|-----------------|------------------------|---------------|
|        |   | Phy                  | Fin             | Phy                    | Fin           |
| 41     | Special pay for special teachers        | 1,132                | 45.28           | -                      | -             |
| 42     | Readers Allowance                       | 90                   | 4.50            | -                      | -             |
| 43     | Teaching Materials                      | 1,132                | 33.96           | -                      | -             |
| 44     | Salary for helper                       | 847                  | 16.94           | -                      | -             |
| 45     | Sports and Culturelal activity at Distt | 75                   | 37.50           | -                      | -             |
| 46     | Sports and Culturelal activity at Block | 897                  | 224.25          | -                      | -             |
|        | <b>Sub total Recurring</b>              | <b>49,413.00</b>     | <b>5,698.52</b> | <b>30,415.00</b>       | <b>242.22</b> |

| S. No.   | Activities  | Proposal for 2014-15 |               | Recommendation on 2014-15 |        |
|----------|---|----------------------|---------------|---------------------------|--------|
|          |   | Phy                  | Fin           | Phy                       | Fin    |
| <b>C</b> | <b>Research Monitoring, Evaluation and Administration</b>           |                      |               |                           |        |
| 47       | Research and Development  | 20                   | 20.00         | -                         | -      |
| 47.01    | Development of Model Inclusive School                               | 75                   | 375.00        | -                         | -      |
| 47.02    | Strengthening of IEDSS Cell at State Office                         | 1                    | 25.00         | -                         | -      |
| 47.03    | Monitoring and Evaluation   | 75                   | 112.50        | -                         | -      |
| 47.04    | Administration  | 19                   | 95.00         | -                         | -      |
| 47.05    | Salary of Staff and Others  | 25                   | 135.60        | -                         | -      |
|          | <b>Sub total Research Monitoring, Evaluation and Administration</b> | <b>1,13,606</b>      | <b>763.10</b> | -                         | -      |
|          | <b>IEDSS-Total ( Non recurring + recurring+Research Monitoring)</b> |                      | 11,934.17     | -                         | 242.22 |

| S. No.   | Activities                                  | Proposal for 2014-15 |                  | Recommendation on 2014-15 |     |
|----------|---|----------------------|------------------|---------------------------|-----|
|          |   | Phy                  | Fin              | Phy                       | Fin |
| <b>D</b> | <b>GIRLS HOSTEL</b>                         |                      |                  |                           |     |
|          | <b>Non-Recurring grant</b>                  |                      |                  |                           |     |
| 48       | CW of Girls Hostel                          | 171                  | 22,713.93        | -                         | -   |
|          | <b>Sub total non recurring</b>              | <b>171.00</b>        | <b>22,713.93</b> | -                         | -   |
|          | <b>GH-Total( Non recurring + recurring)</b> | <b>171.00</b>        | <b>22,713.93</b> | -                         | -   |
|          | <b>MMER</b>                                 |                      | <b>87.81</b>     |                           | -   |

| S. No.    | Activities                                     | Proposal for 2014-15 |          | Recommendation on 2014-15 |     |
|-----------|--|----------------------|----------|---------------------------|-----|
|           |  | Phy                  | Fin      | Phy                       | Fin |
| <b>E</b>  | <b>VOCATIONAL EDUCATION</b>                    |                      |          |                           |     |
|           | <b>Non-Recurring grant</b>                     |                      |          |                           |     |
| <b>49</b> | <b>Introduction of VE in schools</b>           |                      |          |                           |     |
| 49.01     | Tools, Equipment and Furniture                 | 100                  | 500.00   | -                         | -   |
| 49.02     | Computer                                       | 100                  | 300.00   | -                         | -   |
| 49.03     | Diesel generator set                           | 100                  | 200.00   | -                         | -   |
|           | <b>Total non Recurring</b>                     | 300                  | 1,000.00 | -                         | -   |
|           | <b>Recurring</b>                               |                      |          |                           |     |
| <b>50</b> | <b>Staff for Introduction of VE in schools</b> |                      |          |                           |     |
| 50.01     | Salary for Vocational Coordinator (Regular)    | 100                  | 420.00   | -                         | -   |
| 50.02     | Salary for Vocational teacher ( Contract)      | -                    | -        | -                         | -   |
| 50.03     | Honorarium for Guest faculty                   | 100                  | 100.00   | -                         | -   |
| 50.04     | Salary for lab assistant (contract)            | -                    | -        | -                         | -   |
|           | <b>Sub Total</b>                               | 200                  | 520.00   | -                         | -   |

| S. No.    | Activities   | Proposal for 2014-15 |        | Recommendation 2014-15 |     |
|-----------|--|----------------------|--------|------------------------|-----|
|           |  | Phy                  | Fin    | Phy                    | Fin |
| <b>51</b> | <b>Staff for Introduction of VE in schools sanctioned in previous year</b>                               |                      |        |                        |     |
| 51.01     | Salary for Vocational Coordinator (Regular)  | 100                  | 420.00 | -                      | -   |
| 51.02     | Salary for Vocational teacher ( Contract)  | -                    | -      | -                      | -   |
| 51.03     | Honorarium for Guest faculty   | 100                  | 100.00 | -                      | -   |
|           | <b>Sub Total</b>   |                      | 520.00 | -                      | -   |
| <b>52</b> | <b>Recurring support to new school</b>   |                      |        |                        |     |
| 52.01     | Raw Materials, maintenance of tools and equipment's purchase of books, software, e-learning material etc | 200                  | 300.00 |                        |     |
| 52.02     | Books, Software, Educational CDs,etc for new school  | 200                  | 30.00  | -                      | -   |
| 52.03     | Seed money for running of production cum training centres (PTCs) for new schools                         | 200                  | 200.00 | -                      | -   |

| S. No.      | Activities   | Proposal for 2014-15 |          | Recommendation 2014-15 |        |
|-------------|--|----------------------|----------|------------------------|--------|
|             |  | Phy                  | Fin      | Phy                    | Fin    |
| 52.04       | Office expenses / contingencies for new school   | 200                  | 480.00   | -                      | -      |
|             | <b>Sub Total</b>   | 800                  | 1,010.00 | -                      | -      |
| <b>53</b>   | <b>Teacher Training</b>  |                      |          |                        |        |
| 53.01       | In-service training of teachers (1 week)   | 100                  | 100.00   | -                      | -      |
| 53.02       | Induction training of teachers (4 week)  | 100                  | 150.00   | -                      | -      |
|             | <b>Sub Total</b>   | 200                  | 250.00   | -                      | -      |
| <b>54</b>   | <b>Recurring Grant for 100 school approved in 2012-13 (as per revised norm)</b>  |                      |          |                        |        |
| <b>54.1</b> | Flexible Pool for Engaging Resource persons including teachers / skill trainers, Skill Knowledge Providers, Coordinators, Guest faculty etc. |                      |          | 50                     | 725.00 |

| S. No.      | Activities   | Proposal for 2014-15 |     | Recommendation on 2014-15 |        |
|-------------|--|----------------------|-----|---------------------------|--------|
|             |  | Phy                  | Fin | Phy                       | Fin    |
| <b>54.2</b> | Raw Materials, maintenance of tools and equipment's purchase of books, software, e-learning material etc   |                      |     | 25                        | 70.00  |
| <b>54.3</b> | Cost of providing hands on skill training to students in industrial and commercial establishments  |                      |     | 25                        | 37.50  |
| <b>54.4</b> | Cost of Assessment and Certification @ Rs 600 for Class IX and X and Rs 800 for Class XI and XII.  |                      |     | 21                        | 30.00  |
| <b>54.5</b> | Office Expenses/Contingencies(including expenditure on awareness & publicity, guidance and counselling,transport, field visits, stationery, electricity, water office expenses etc.) |                      |     | 50                        | 100.00 |
| <b>54.6</b> | Teacher Training (Induction)   |                      |     | 100                       | 22.00  |



| S. No. | Activities  | Proposal for 2014-15 |                    | Recommendation on 2014-15 |                  |
|--------|---|----------------------|--------------------|---------------------------|------------------|
|        |   | Phy                  | Fin                | Phy                       | Fin              |
|        | <b>Subtotal</b>                                   |                      |                    |                           | <b>984.50</b>    |
|        | <b>Total Recurring</b>                            | 1,400                | 2,300.00           | -                         | <b>984.50</b>    |
|        | <b>VE-Total ( Non recurring + recurring)</b>      | 1,700                | 3,300.00           | -                         | <b>984.50</b>    |
|        | <b>MMER-VE</b>                                    |                      | 99.00              |                           | -                |
|        | <b>Total Non Recurring (RMSA+IEDSS+ICT+GH+VE)</b> |                      | 1,00,787.40        |                           | <b>3,478.86</b>  |
|        | <b>Total Recurring (RMSA+IEDSS+ICT+GH+VE)</b>     |                      | 77,843.53          |                           | <b>12,161.61</b> |
|        | <b>MMER (RMSA+IEDSS+ICT+GH+VE)</b>                |                      | 949.91             |                           | <b>547.42</b>    |
|        | <b>Total MMER(DPO+SPO)</b>                        |                      | <b>921.58</b>      |                           | <b>547.42</b>    |
|        | <b>Grand Total (RMSA+IEDSS+ICT+GH+VE)</b>         |                      | <b>1,80,502.42</b> |                           | <b>16,187.89</b> |

## Summary of Proposal & Recommendation 2014-15- Rs in lakh

| Scheme                      | Fresh Proposal for 2014-15 |                |                 | Recommendation For 2014-15 |                |                | Total Spill Over | Grand Total (Fresh + Spill over) | GOI share      |
|-----------------------------|----------------------------|----------------|-----------------|----------------------------|----------------|----------------|------------------|----------------------------------|----------------|
|                             | Non Recurring              | Recurring      | Total           | Non Recurring              | Recurring      | Total          |                  |                                  |                |
| <b>RMSA</b>                 | 70085.9                    | 62684.6        | 133692.1        | 3478.9                     | 10934.9        | 14413.7        | 19355.5          | 33769.3                          | 25327.0        |
| <b>IEDSS</b>                | 5472.6                     | 6461.6         | 11934.2         | 0.0                        | 242.2          | 242.2          | 27.3             | 269.5                            | 269.5          |
| <a href="#">ICT@school</a>  | 1515.0                     | 7160.4         | 8675.4          | 0.0                        | 0.0            | 0.0            | 13636.3          | 13636.3                          | 10227.2        |
| <b>Girls Hostel</b>         | 22801.7                    | 0.0            | 22801.7         | 0.0                        | 0.0            | 0.0            | 19127.5          | 19127.5                          | 17214.8        |
| <b>Vocational Education</b> | 1000.0                     | 2399.0         | 3399.0          | 0.0                        | 984.5          | 984.5          | 500.0            | 1484.5                           | 1113.4         |
| <b>MMER (5%)</b>            |                            |                |                 |                            |                | 547.4          |                  | 547.4                            | 410.6          |
| <b>Total</b>                | <b>100875.2</b>            | <b>78705.6</b> | <b>180502.4</b> | <b>3478.9</b>              | <b>12161.6</b> | <b>16187.9</b> | <b>52646.6</b>   | <b>68834.5</b>                   | <b>54562.4</b> |

**Thank You**

53

**Annexure-III****Cost sheet of RMSA, ICT, IEDSS, Girls Hostel and Vocational Education for Uttar Pradesh****(Rs. In lakh)**

| S.No.    | Activities   | Approval for 2014-15 |              |                  |
|----------|--|----------------------|--------------|------------------|
|          |  | Unit Cost            | Phy          | Fin              |
| <b>A</b> | <b>RMSA</b>  |                      |              |                  |
|          | <b>Non recurring</b>   |                      |              |                  |
| <b>1</b> | <b>Strengthening of existing Govt schools</b>                                |                      | <b>5</b>     |                  |
| 1.01     | Additional Classroom   | 5.63                 | 10           | 56.30            |
| 1.02     | Integrated Science Lab   | 6.10                 | 1            | 6.10             |
| 1.02     | Lab equipments   | 1.00                 | 1            | 1.00             |
| 1.04     | Computer Room  | 5.00                 | 2            | 10.00            |
| 1.05     | Library  | 7.00                 | 2            | 14.00            |
| 1.06     | Art and Craft room   | 5.00                 | 3            | 15.00            |
| 1.07     | Toilet block   | 1.00                 | 3            | 3.00             |
| 1.08     | Water facility   | 0.50                 | 5            | 2.50             |
|          | <b>Sub total</b>   |                      | <b>27</b>    | <b>107.90</b>    |
|          | <b>TOTAL Non recurring</b>   |                      |              | <b>107.90</b>    |
|          | <b>Recurring</b>   |                      |              |                  |
| <b>2</b> | <b>Staff for new schools sanctioned in previous years (2009-2014)</b>        |                      |              |                  |
| 2.01     | Head Master ( 12 months for 648 HMs and 1 month for 599 HMs)                 | 0.41475              | 1,247        | 3,473.53         |
| 2.02     | Subject teacher ( 12 months for 1867 teachers and 1 month for 6410 teachers) | 0.27790              | 8,277        | 8,007.41         |
|          | <b>Sub total</b>   | <b>0.69</b>          | <b>9,524</b> | <b>11,480.94</b> |
| <b>3</b> | <b>School Grant</b>  |                      |              |                  |
| 3.01     | School Grant (Gov. Schools)  | 0.50                 | 1,584        | 792.00           |
|          | <b>Sub total</b>   | <b>-</b>             | <b>-</b>     | <b>792.00</b>    |

| S.No.       | Activities   | Approval for 2014-15 |        |                  |
|-------------|--|----------------------|--------|------------------|
|             |  | Unit Cost            | Phy    | Fin              |
| <b>4</b>    | <b>Teacher Training</b>  |                      |        |                  |
| 4.01        | Leadership/Professional Development Program of Head Master                   | 0.048                | 300    | 14.40            |
| 4.02        | Resource Person for Leadership training                                      | 0.03                 | 50     | 1.50             |
| 4.03        | In-service training for existing teachers                                    | 0.015                | 17,188 | 257.82           |
| 4.04        | Training for new teachers  | 0.03                 | 2,515  | 75.45            |
| 4.05        | Training of KRPs   | 0.015                | 43     | 0.64             |
| 4.05        | Training of Master Resource Persons  | 0.015                | 430    | 6.45             |
|             | <b>Sub total</b>   | <b>0.36</b>          |        | <b>356.26</b>    |
| <b>5</b>    | <b>Quality Interventions</b>   |                      |        |                  |
| 5.01        | Science exhibition at district level   | 1.00                 | 75     | 75.00            |
| 5.02        | Book fair at district level  | 1.00                 | 75     | 75.00            |
|             | <b>Sub total</b>   | -                    | -      | <b>150.00</b>    |
| <b>6</b>    | <b>Equity Interventions</b>  |                      |        |                  |
| <b>6.00</b> | <b>Girls oriented activities</b>   |                      |        |                  |
| 6.1.01      | Self defence skill for safety & security (for 3 months_@Rs 3000/- per month) | 0.09                 | 1,678  | 151.02           |
|             | <b>Sub total</b>   | -                    | -      | <b>151.02</b>    |
| <b>7</b>    | <b>Community training</b>  |                      |        |                  |
| 7.01        | Training of SMDC members   | 0.0060               | 8,110  | 48.66            |
|             | <b>Sub total</b>   |                      |        | <b>48.66</b>     |
|             | <b>TOTAL Recurring</b>   |                      |        | <b>12,978.88</b> |
|             | <b>RMSA-Total ( Non recurring + recurring)</b>                               |                      |        | <b>13,086.78</b> |
| <b>B</b>    | <b>ICT</b>   |                      |        |                  |
| <b>C</b>    | <b>IEDSS</b>   |                      |        |                  |
| <b>8</b>    | <b>Recurring</b>   |                      | -      |                  |
| 8.1         | Environment Building programme   | 0.10                 | 897    | 89.70            |
| 8.2         | Medical assessment   | 0.0015               | 8,472  | 12.71            |
| 8.3         | Books & stationary   | 0.004                | 8,472  | 33.89            |
| 8.4         | Uniform  | 0.004                | 8,472  | 33.89            |

| S.No.    | Activities   | Approval for 2014-15 |                  |                  |
|----------|--|----------------------|------------------|------------------|
|          |  | Unit Cost            | Phy              | Fin              |
| 8.5      | Stipend for girls  | 0.02                 | 3,602            | 72.04            |
|          | <b>Sub total Recurring</b>   | -                    | <b>30,415.00</b> | <b>242.22</b>    |
|          | <b>IEDSS-Total ( Non recurring + recurring+Research Monitoring)</b>  | -                    | -                | <b>242.22</b>    |
| <b>D</b> | <b>GIRLS HOSTEL</b>  |                      |                  |                  |
| <b>E</b> | <b>VOCATIONAL EDUCATION</b>  |                      |                  |                  |
| <b>9</b> | <b>Recurring Grant for 100 school approved in 2012-13 (as per revised norm)</b>  |                      |                  |                  |
| 9.1      | Flexible Pool for Engaging Resource persons including teachers / skill trainers, Skill Knowledge Providers, Coordinators, Guest faculty etc.   | 14.50                | 50               | 725.00           |
| 9.2      | Raw Materials, maintenance of tools and equipment's purchase of books, software, e-learning material etc   | 2.80                 | 25               | 70.00            |
| 9.3      | Cost of providing hands on skill training to students in industrial and commercial establishments  | 1.50                 | 25               | 37.50            |
| 9.4      | Cost of Assessment and Certification @ Rs 600 for Class IX and X and Rs 800 for Class XI and XII.  | 1.40                 | 21               | 30.00            |
| 9.5      | Office Expenses/ Contingencies (including expenditure on awareness & publicity, guidance and counseling, transport, field visits, stationery, electricity, water office expenses etc.) | 2.00                 | 50               | 100.00           |
| 9.6      | Teacher Training (Induction)   | 0.22                 | 100              | 22.00            |
|          | <b>Subtotal</b>  |                      |                  | <b>984.50</b>    |
|          | <b>Total Recurring</b>   | -                    | -                | <b>984.50</b>    |
|          | <b>VE-Total ( Non recurring + recurring)</b>   | -                    | -                | <b>984.50</b>    |
|          | <b>Total Non Recurring (RMSA+IEDSS+ICT+GH+VE)</b>  |                      |                  | <b>107.90</b>    |
|          | <b>Total Recurring (RMSA+IEDSS+ICT+GH+VE)</b>  |                      |                  | <b>14,205.61</b> |
|          | <b>MMER (RMSA+IEDSS+ICT+GH+VE)</b>   |                      |                  | <b>500.97</b>    |
|          | <b>Total recurring including MMER</b>  |                      |                  | <b>14706.58</b>  |

| S.No. | Activities                                    | Approval for 2014-15 |     |                 |
|-------|---|----------------------|-----|-----------------|
|       |   | Unit Cost            | Phy | Fin             |
|       | <b>Grand Total<br/>(RMSA+IEDSS+ICT+GH+VE)</b> |                      |     | <b>14814.48</b> |

\* Recurring Approvals lapse on the 31<sup>st</sup> of March “No - recurring activities to be continued or carried out / expenditure incurred after the 31<sup>st</sup> March without the necessary approval from Competent Authority.

**Annexure – IV**

| <b>S.No.</b> | <b>Name of District</b> | <b>Name of Schools</b>                              | <b>UDISE Code</b> | <b>Vocational Trades</b> |            |
|--------------|-------------------------|---|-------------------|--------------------------|------------|
| 1            | Meerut                  | Rajakiya Balika Inter College , Kithor              | 09071001904       | Retail                   | Automobile |
| 2            | Bagpat                  | Rajakiya Balika Inter College , Bawli               | 09080203312       | Security                 | IT & ITeS  |
| 3            |                         | Rajakiya Balika Inter College , Daha                | 09080304608       | Security                 | Retail     |
| 4            | Ghaziabad               | Rajakiya Inter College , Nandgram                   | 09090900315       | Automobile               | Retail     |
| 5            |                         | GOVT KANYA INTER COLLEGE KALCHINA                   | 09090404624       | Security                 | IT & ITeS  |
| 6            | Bulandshahr             | Rajakiya Balika Inter College , Shikarpur           | 09110200115       | Security                 | IT & ITeS  |
| 7            |                         | Rajakiya Inter College, Bulandshahr, B P Nagar      | 09110700117       | Security                 | Retail     |
| 8            | Gautam Budha nagar      | Rajakiya Inter College, Sector -12                  | 09100110913       | Automobile               | Retail     |
| 9            |                         | Rajkiya Balika Inter College, Badalpur              | 09100101804       | Security                 | Retail     |
| 10           | Saharanpur              | Rajakiya Balika Inter College, Devaband             | 09010106010       | IT & ITeS                | Retail     |
| 11           | Mujafanagar             | Rajakiya Balika Inter College, Shirshali            | 09020501813       | Security                 | Retail     |
| 12           | Shamli                  | Rajakiya Inter College, Kandhla                     | 09740800113       | Security                 | Retail     |
| 13           | Muradabad               | Rajakiya Inter College, Bhojpur                     | 09040200118       | Automobile               | Retail     |
| 14           |                         | Shivhari Rajakiya Balika Inter College, Thakurdwara | 09041201221       | Security                 | IT & ITeS  |
| 15           | J P Nagar               | Ambedkar Rajakiya Inter College, Ujhari             | 09062500230       | Automobile               | Retail     |
| 16           |                         | Rajakiya Balika Inter College, Gajraula             | 09062202552       | Security                 | Retail     |
| 17           | Bijnor                  | Rajakiya Balika Inter College, Jhanu                | 09030501608       | IT & ITeS                | Retail     |
| 18           |                         | Rajakiya Balika Inter College, Afzalgarh            | 09030109406       | Security                 | Retail     |
| 19           |                         | Rajakiya Inter College, Kandipura                   | 09030208202       | Automobile               | Retail     |
| 20           | Lucknow                 | Rajakiya Inter College, Sarojani                    | 09270700608       | Automobile               | Retail     |

|    |               |   |             |            |            |
|----|---------------|---|-------------|------------|------------|
|    |               | Nagar   |             |            |            |
| 21 |               | Rajakiya Balika Inter College, Indira nagar   | 09270916507 | Security   | Retail     |
| 22 |               | Rajakiya Balika Inter College, Goamti Nagar   | 09270100736 | IT & ITeS  | Retail     |
| 23 | Raebareli     | Rajakiya Inter College, Fursatganj            | 09282208603 | Security   | Automobile |
| 24 | Unnao         | Rajakiya Balika Inter College, Achalganj      | 09261100114 | Security   | IT & ITeS  |
| 25 | Hardoi        | Rajakiya Balika Inter College, Tadyawan       | 09251000105 | Security   | Retail     |
| 26 |               | Rajakiya Balika Inter College, Hardoi         | 09252100104 | Security   | Retail     |
| 27 | Sitapur       | Rajakiya Inter College, Bansur                | 09241605008 | IT & ITeS  | Automobile |
| 28 |               | Rajakiya Inter College, Rampur, Mathura       | 09241608212 | Automobile | Retail     |
| 29 | Faizabad      | Rajakiya Balika Inter College, Gauhania       | 09470401503 | Security   | Retail     |
| 30 |               | Rajakiya Balika Inter College, Saloniya       | 09471004907 | Security   | IT & ITeS  |
| 31 |               | Rajakiya Balika Inter College, Bhikapur       | 09470205405 | IT & ITeS  | Retail     |
| 32 | Sultanpur     | Rajakiya Balika Inter College, Bhadeya        | 09490403106 | Security   | IT & ITeS  |
| 33 |               | Rajakiya Balika Inter College, Kadipur        | 09491412509 | IT & ITeS  | Retail     |
| 34 | Barabanki     | Rajakiya Balika Inter College, satrikh        | 09461109908 | IT & ITeS  | Retail     |
| 35 |               | Rajakiya Inter College, Suratganj             | 09460805708 | IT & ITeS  | Automobile |
| 36 |               | Rajakiya Inter College, Sirauli Gauspur       | 09460200106 | IT & ITeS  | Automobile |
| 37 |               | Rajakiya Balika Inter College, Deva           | 09460300108 | IT & ITeS  | Retail     |
| 38 | Ambedkarnagar | Rajakiya Inter College, Ambedkarnagar         | 09480107905 | Automobile | Retail     |
| 39 |               | Rajakiya vidyuth parisad Inter College, Tanda | 09480911206 | Security   | Automobile |
| 40 | Amethi        | Rajakiya Balika Inter College,                | 09730301001 | Security   | Retail     |



|    |            |  |             |            |            |
|----|------------|--|-------------|------------|------------|
|    |            | Musafirkhana   |             |            |            |
| 41 |            | Rajakiya Inter College, Inhauna, Amethi              | 9731700807  | Automobile | Retail     |
| 42 | Agra       | Rajakiya Balika Inter College, Kanalkheda, Agra      | 9150405203  | IT & ITeS  | Retail     |
| 43 |            | Rajakiya Balika Inter College, Agra                  | 09151714173 | Security   | Retail     |
| 44 | Manपुरi    | Shri Raghbir Singh Rajakiya Inter College            | 09180206802 | Security   | Automobile |
| 45 |            | Rajakiya Inter College, Ghiror, Manपुरi              | 09180115230 | IT & ITeS  | Automobile |
| 46 |            | Rajakiya Balika Inter College, Karhal, Manपुरi       | 09180811515 | Security   | Retail     |
| 47 | Firozabad  | Rajakiya Balika Inter College, Jasrana               | 09160800112 | IT & ITeS  | Retail     |
| 48 |            | Rajakiya Inter College, Nasirpur                     | 09160202503 | Automobile | Retail     |
| 49 | Mathura    | Rajakiya Balika Inter College, Farah                 | 09140201706 | Security   | IT & ITeS  |
| 50 | Varanasi   | Rajakiya Balika Inter College, Fajmani Road, Bandeya | 09670109602 | Security   | Retail     |
| 51 |            | Rajakiya Balika Inter College, Cholapur              | 09670605703 | IT & ITeS  | Retail     |
| 52 | Gazipur    | Rajakiya Balika Inter College, Gehmar                | 09650102414 | Security   | IT & ITeS  |
| 53 | Allahabad  | Rajakiya Inter College, Shikha Adalapur              | 09452211107 | Automobile | Retail     |
| 54 |            | Rajakiya Balika Inter College, Saidabad              | 09451106008 | Security   | Retail     |
| 55 |            | Rajakiya Balika Inter College, Jasra                 | 09450306508 | IT & ITeS  | Retail     |
| 56 | Fatehpur   | Rajakiya Balika Inter College, Malwa                 | 09420400103 | IT & ITeS  | Retail     |
| 57 |            | Rajakiya Balika Inter College, Salli                 | 09421402518 | Security   | IT & ITeS  |
| 58 |            | Rajakiya Inter College, Gada                         | 09421110905 | Automobile | Retail     |
| 59 | Pratapgarh | Rajakiya Inter College, Shekhupur                    | 09431807602 | Automobile | Retail     |

|    |              |  |             |            |            |
|----|--------------|--|-------------|------------|------------|
| 60 |              | Rajakiya Balika Inter College, Manikpur          | 09430607301 | IT & ITeS  | Retail     |
| 61 | Jhansi       | Rajakiya Inter College, Raksa                    | 09360106216 | Security   | Retail     |
| 62 |              | Rajakiya Inter College, Katera                   | 09360306909 | IT & ITeS  | Retail     |
| 63 |              | Rajakiya Balika Inter College, Ranipur           | 09360305533 | Security   | Retail     |
| 64 | Jalaun       | Rajakiya Inter College, Musmariya                | 09350705204 | IT & ITeS  | Retail     |
| 65 | Lalitpur     | Rajakiya Balika Inter College, Mehroni           | 09370500119 | Security   | Retail     |
| 66 | Kanpur       | Rajakiya Balika Inter College, Narwal            | 09340102922 | IT & ITeS  | Retail     |
| 67 | Kanpur Nagar | Rajakiya Inter College, Bhonti                   | 09341112602 | Automobile | Retail     |
| 68 |              | Rajakiya Inter College, Vidhuna                  | 09340200109 | IT & ITeS  | Retail     |
| 69 | Kanpur Dehat | Rajakiya Balika Inter College, Rasulabad         | 09330907717 | Security   | Retail     |
| 70 | Farrukhabad  | Rajakiya Inter College, Farrukhabad              | 09290705325 | Automobile | Retail     |
| 71 | Etawah       | Rajakiya Inter College, saifai                   | 09310601706 | IT & ITeS  | Retail     |
| 72 | Mirzapur     | Swargiya Kashiram Rajakiya Balika Inter College, | 09691301008 | Security   | Retail     |
| 73 | Basti        | Rajakiya Balika Inter College, Sonbarsa          | 09551404606 | IT & ITeS  | Retail     |
| 74 | Chitrakoot   | Rajakiya Inter College, Bargarh                  | 09410304106 | Security   | Automobile |
| 75 | Banda        | Rajakiya Inter College, Pailani Jaspura          | 09400203608 | Automobile | Retail     |
| 76 |              | Rajakiya Balika Inter College, Amriya            | 09400902302 | Security   | Retail     |
| 77 | Gonda        | Rajakiya Inter College, Gonda                    | 09531100605 | Security   | Automobile |
| 78 | Balrampur    | Rajakiya Inter College, Balrampur                | 09522300109 | IT & ITeS  | Retail     |
| 79 | Bahraich     | Rajakiya Inter College, Bhagdava                 | 09500612301 | Security   | Automobile |
| 80 |              | Rajakiya Inter College, Rampurwa                 | 09500703604 | Security   | Retail     |
| 81 |              | Rajakiya Balika Inter College, Kesarganj         | 09500203010 | IT & ITeS  | Retail     |

|            |              |   |             |            |            |
|------------|--------------|---|-------------|------------|------------|
| <b>82</b>  | Bareilly     | Rajakiya Inter College, Agrass                            | 09200700205 | Automobile | Retail     |
| <b>83</b>  |              | Rajakiya Balika Inter College, Nawaganj                   | 09200400830 | Security   | IT & ITeS  |
| <b>84</b>  | Shahjahanpur | Rajakiya Inter College, Kallan                            | 09221003412 | Security   | Automobile |
| <b>85</b>  |              | Rajakiya Inter College, Puwayan                           | 09221405543 | Automobile | Retail     |
| <b>86</b>  |              | Rajakiya Inter College, Tilhar                            | 09220815101 | Security   | IT & ITeS  |
| <b>87</b>  | Pilibhit     | Rajakiya Inter College, Amriya                            | 09210108317 | Security   | Automobile |
| <b>88</b>  | Badaun       | Rajakiya Balika Inter College, Nawabganj                  | 09192100288 | Security   | Retail     |
| <b>89</b>  |              | Rajakiya Balika Inter College, Bisoli                     | 09191600142 | IT & ITeS  | Retail     |
| <b>90</b>  | Aligarh      | Rajakiya Balika Inter College, Naron                      | 09120305202 | Security   | Retail     |
| <b>91</b>  | Kasganj      | Rajakiya Balika Inter College, Patyali                    | 09721002619 | Security   | IT & ITeS  |
| <b>92</b>  | Aeta         | Champa Devi Rajakiya Balika Inter College, Raja ka Rampur | 09170111309 | IT & ITeS  | Retail     |
| <b>93</b>  | Hathras      | Rajakiya Balika Inter College, Hathras                    | 09130800710 | Security   | Retail     |
| <b>94</b>  | Azamgarh     | Rajakiya Balika Inter College, Ambari                     | 9610701108  | Security   | Retail     |
| <b>95</b>  |              | Rajakiya Balika Inter College, Saraymeer                  | 09611703403 | Security   | Automobile |
| <b>96</b>  | Mau          | Rajakiya Balika Inter College, Mau                        | 09621006101 | Security   | Retail     |
| <b>97</b>  | Baliyan      | Rajakiya Inter College, Baliya                            | 09631800503 | Security   | Automobile |
| <b>98</b>  | Kushinagar   | Rajakiya Balika Inter College, Padrona                    | 09591501031 | Security   | Retail     |
| <b>99</b>  |              | Rajakiya Balika Inter College, Hata                       | 09590607408 | Security   | IT & ITeS  |
| <b>100</b> | Maharajganj  | Rajakiya Inter College, Paniyara                          | 09570403613 | Automobile | Retail     |