

F.No.1-1/2014-RMSA-IV

Government of India

Ministry of Human Resource Development  
Department of School Education and Literacy

\*\*\*\*\*

Shastri Bhawan, New Delhi

Dated 4<sup>th</sup> June, 2014

To,

The Commissioner & Secretary (Education)  
Deptt. of School and Mass Education,  
Odisha Secretariat,  
Bhubaneswar-751001.

**Subject :** 41<sup>st</sup> Project Approval Board (PAB) meeting (21<sup>st</sup> Composite Meeting) for Rashtriya Madhyamik Shiksha Abhiyan (RMSA) held on 3<sup>rd</sup> April, 2014 to consider Annual Work Plan & Budget 2014-15 for the State of Odisha.

Sir,

Please find enclosed herewith Minutes of the 41<sup>st</sup> Project Approval Board (PAB) Meeting held on 3<sup>rd</sup> April, 2014 approved by Secretary (SE&L), Chairperson, PAB for RMSA and its constituent schemes i.e Vocational Education, ICT@School, IEDSS, Girls Hostel as regards Annual Work Plan & Budget 2014-15 for the State of Odisha for information and necessary action at your end.

Yours faithfully

*Ankita Mishra Bundela*  
04/06/14

(Ankita Mishra Bundela)

Deputy Secretary to the Government of India

Tel:011-23383872

**Encl: As above**

**F.No.1-1/2014-RMSA.IV**

Government of India  
Ministry of Human Resource Development  
Department of School Education and Literacy

\*\*\*\*\*

Shastri Bhawan, New Delhi  
3<sup>rd</sup> June, 2014

MINUTES OF THE 41<sup>ST</sup> PROJECT APPROVAL BOARD MEETING (21<sup>ST</sup> COMPOSITE MEETING) HELD ON 3<sup>RD</sup> APRIL, 2014, FOR APPROVAL OF THE ANNUAL WORK PLAN & BUDGET 2014-15 FOR RASHTRIYA MADHYAMIK SHIKSHA ABHIYAN (RMSA) AND ITS CONSTITUENT SCHEMES INCLUDING ICT, GIRL'S HOSTEL, VOCATIONAL EDUCATION AND IEDSS FOR THE STATE OF **ODISHA**.

1. The Meeting of the Project Approval Board for considering the Annual Work Plan & Budget 2014-15 for the State of Odisha under Rashtriya Madhyamik Shiksha Abhiyan (RMSA), ICT, Girls' Hostels, Vocational Education and IEDSS was held on 03<sup>rd</sup> April, 2014, under the Chairpersonship of Shri R. Bhattacharya, Secretary (SE&L). List of participants who attended the meeting is attached at **Annexure-I**. The Fact Sheet for the State of Odisha with Educational Indicators is attached at **Annexure-II**.
2. At the outset Secretary (SE&L) welcomed all the participants. Thereafter Joint Secretary, Ms. Radha Chauhan, briefed PAB that at the beginning of the 12<sup>th</sup> Five Year Plan (2012-13), had committed liabilities to the tune of Rs. 8500 crores, but since no new works were approved in 2012-13 and with limited approvals in the year 2013-14, the Committed liabilities have come down to the tune of Rs. 4800 crores. However, the concern still remains since a number of States still have a huge backlog of Non-Recurring works which could not be started due to the fixed cost norms of the earlier approvals, and where the States have not been able to arrange for

the gap-funding between the earlier approved norms and the SoRs, and where the funds have been released to the States resulting in the situation where the States are sitting on a huge unspent balance. She informed the PAB that this has resulted in preventing the release of funds from the Ministry on one hand, which later on may lead to surrendering of funds from the scheme, while the Scheme itself suffers from lack of funds. In light of the situation the State is requested to utilise the funds sanctioned in order for further releases as well for new approvals being considered by the PAB.

3. She also noted that there is a need for the State to shift the activities of the subsumed components to the RMSA SPD. She informed that for the funds for all the above components being released to the RMSA Implementing Society (**Through the State**), all correspondence and communication will be with RMSA SPD and the Secretary Education of the State/UT including financial matters concerning all its subsumed components. Therefore, the States would do well to streamline the activities relating to ICT @ Schools, IEDSS, Vocational Education and Girls' Hostel functioning into the RMSA Society and formally notify the RMSA SPD as the nodal person anchoring all these activities.
4. She also informed the Board that in order to facilitate efficient implementation and also address issue relating to amount available to States under MMER, following provisions have been made:
  - i. Release of ad-hoc recurring grant to the tune of 25% of the expenditure incurred in the previous FY by the States/UTs.
  - ii. Facility of spill-over of funds relating to approvals of non-recurring grant that would provide States/UTs with the flexibility to deploy funds regardless of year of its approval (but as per norms under which they were approved).

iii. MMER to be available as against the Annual Plan approval.

**5. General issues highlighted for consideration and guidance of the PAB:**

- (i) **Quality of Inclusion in Secondary schools (CWSN under IEDSS):** The issue of deployment of special **education teachers** was highlighted. It was pointed that at present there is no deployment policy of special education teachers in any State/UT and their (special education teachers) role in secondary classes needs to be clearly outlined. At present, in most States/UTs, most of these teachers have not been deployed in the schools but rather at the block headquarters with no defined role and responsibility.

PAB advised that States should ensure that all these special education teachers (for whom the financial support is being made from IEDSS) should be deployed in the school(s), and if they are serving more than one school in the vicinity then their formal deployment should be with the school having larger number of CWSN children.

PAB also requested NCERT to guide the States by detailing the role of special education teachers at the secondary level and if need be modify the curriculum to meet the needs of CWSN children. Even though the IEDSS scheme has been subsumed under the RMSA, the planning and implementation of this component is still being carried out in an isolated manner at the implementation level, with some of the States/UTs still implementing the interventions under this component totally through NGOs which is adverse to the overall objectives of scheme which envisages State as the prime implementing agency and NGOs role being limited in aiding and supporting the State.

The PAB emphasized that Secondary Schools need to be made more inclusive for CWSN, with adaptations to infrastructure to be planned under the RMSA non-recurring / civil works component, while the teacher training for improving inclusive practices (targeted at CWSN) of subject teachers should be within the RMSA teacher training package.

(ii) **UDISE Data:** The issue with regard to the quality of **UDISE data** of the State/UTs was also raised. In the current year, MHRD/ TSG has used UDISE data to verify the distance from the UPS to the proposed secondary school and on the basis of distance shown in the UDISE data, the current year proposals for establishing new schools have been appraised. However, the State/UTs claim some technical problem in Column no 19B of the UDISE DCF which results in inconsistency as the distance from UPS to Secondary Schools is shown as zero in many cases even if the actual distance is 6km or 15 kms. Due to this discrepancy in the data, proposals for new school were not be found eligible for up gradation.

NUEPA was requested to look into this and the State/UTs may pursue the matter of correcting the UDISE data with NUEPA.

Though the timeline for sending the UDISE data (Elementary and Secondary) to NUEPA is December every year, it is seen that that States/UTs have not been able to send their UDISE data to NUEPA in time, which in turn causes delay in the appraisal of RMSA plans, since they are based on the UDISE data.

There are Discrepancies in the UDISE data, which are reflected in the mismatch between this years' data ( 2013-14) and last year's data ( 2012-13).

The coding /categorization (lowest class/ highest class) is being followed differently in different States/UTs, resulting in various interpretations of the number of schools, for a same set of schools. Thus, while in Kerala, a school is given a single UDISE code for the Primary, Upper Primary, Secondary and Higher Secondary, in Andhra Pradesh, Madhya Pradesh, Chhattisgarh, Rajasthan and Odisha, etc, the UDISE code for Primary school is different from the code of the Secondary school and from that of the Higher Secondary school, etc, resulting in these States showing a higher number of government schools.

PAB requested NUEPA to clarify this and this is especially critical since the UDISE will be the official data from this year onwards.

- (iii) **Quality Interventions- Adoption of Project Based Approach:** The PAB outlining the overall shift that is needed with four years of activity based interventions under the Quality head of RMSA, emphasized the need for the States to adopt a holistic project based approach to interventions wherein selected activities are put together in a manner that the outcomes and objectives that are envisaged through those interventions that are clearly defined and are measurable over a period of time through basic indicators such as enhancement in enrolment, retention, transition, performance or reduction in drop out and so on. Each such intervention needs to be substantiated by its performance outcome which should be taken up for evaluation by the State/UTs as part of its MMER activities.
- (iv) In view of the limited availability of funds under the programme and also the fact that States/UTs have been unable to act on previous approvals relating to recruitment and appointment of staff , PAB indicated that approvals regarding Lab Attendants, Librarians and Multi task Support Staff previously committed but not yet acted upon be revoked with immediate effect. Approval/Commitment for salary was for that particular year and if not acted upon and not revalidated specifically, later on stands withdrawn.
- (v) PAB also took note of huge backlog in recruitment and appointment of approved teachers. In view of the limited fund availability under the scheme, it was noted that provision of salary under the annual recurring grant shall be earmarked and committed only for personnel formally in place. Any subsequent appointment commitment of RMSA funds will be subject to availability of funds in the current year.

6. Thereafter, Ms. Ankita Mishra Bundela, Deputy Secretary, (RMSA-IV), gave a detailed overview of the implementation of RMSA in the State.

Copy of the presentation is placed at **Annexure-III**. In the presentation, various aspects of implementation of RMSA in the State including areas of concern, progress of recurring and non recurring interventions were highlighted. It was pointed out that out of total 9423 secondary schools in the State, 5034 are run by the Education Department (53%) 2712 schools are government aided and 1596 schools have zero enrolment.

The State has a Gross Access Ratio of 96.41%. Out of 89383 habitations, 86174 are covered by a secondary school within 5km distance. Out of 754 schools up graded under RMSA 709 schools have been made functional with 37131 students. Out of 30 districts, 13 Districts are SFDs. Out of these all are ST concentrated and one is both ST and Minority concentrated. The State has 5 left wing affected districts in the State. There are 173 Educationally Backward Blocks in the State spread across 23 districts. The State has 30 DIETs, 10 CTEs and 2 IASEs. The State claims to have recently revise the text books in accordance with NCF 2005. Out of 754 newly up graded schools, 709 have been made functional with an average enrolment of 52 students.

## **7. AREAS OF CONCERN:**

- i. Inconsistency is noticed in educational indicators. While the GER of the State at the secondary level has decreased 77.03% in 2012-13 to 68.65% in 2013-14, Retention Rate has increased from 81.28% in 2012-13 to 83.51% in 2013-14 and Transition Rate has also increased from 91.01% in 2012-13 to 97.39% in 2013-14 while Dropout Rate has fallen from 18.72% in 2013-14 to 11.78% in 2013-14. The State explained that decline in GER is essentially due to increase in the population as per 2011 Census. The State was advised to revisit the data and make necessary amendments in case required.
- ii. The State was advised to ascertain the reason for the sudden decline in Student Classroom Ratio from 102 in 2012-13 to 76 in 2013-14.

- iii. High Dropout Rate of students in Nabrangpur (26.94%), Boudh (26.30%), and Puri (20.31%) need special attention. Negative Dropout Rate in district Gajapati (-13.16%) needs clarification.
- iv. GIS mapping of secondary schools is yet to be conducted by the State Government.
- v. 39 Government schools and 18 Government aided schools are without enrolment as per UDISE.
- vi. Pass percentage of students in Class Xth in 2013 was 72.57%.
- vii. Slow progress is observed in recruitment of teachers approved in newly upgraded schools under the programme thus affecting the quality of teaching learning in the schools
- viii. 66.77% teachers in Government secondary schools and 61.42% teachers in Government aided secondary schools are qualified.
- ix. The State has carried out only 56.62% of training of teachers approved under the programme.
- x. As regards civil works the State has reported an expenditure of Rs. 743.01 crore in one year. Whereas as per audited report for the year 2012-13 the expenditure incurred by the State was only Rs. 16.94 crore. The State was requested to clarify sudden spurt in the expenditure.

## **8. PROGRESS UNDER RMSA:**

### **(I) RECURRING:**

Under the recurring head total approved outlay for the year 2013-14 was Rs. 80.85 cr with the Central Share of Rs. 60.64 cr out of which Rs. 8 cr were released after adjusting the unspent fund of Rs. 27.88 cr.

Out of the funds released, the State has reported an expenditure of Rs. 59.73 cr which is 43.37% of total available fund. Funds for the salary of



support staff and for Guidance and Counselling has reportedly not utilized by the State.

**(II) NON-RECURRING:**

- i. State has been sanctioned up gradation of 754 new schools and strengthening of 1,757 schools. All works for up gradation of schools have been taken up, while 338 new schools have been completed work for 416 schools is in progress. All works pertaining to strengthening of schools is under progress. Overall 18% of all civil works have been completed and 74% are in progress.
- ii. Out of total approved outlay of Rs. 956.68 cr and Central Share of Rs. 717.51 crore, Rs. 575.37 crore has been released to the State out of which Rs. 257.53 crore has been released in 2013-14. The State has reported an expenditure of Rs. 767.16 crore which is 100 % of total available funds. The State was requested to clarify whether the reported expenditure is actual or only releases to the Implementing Agencies and furnish UC as per actual expenditure.

The proposal of the State to provide special allotment of funds for Government schools affected by **Phalin Cyclone** could not be appraised for want of sufficient details like name and location of schools affected by the cyclone, nature and extent of damage caused, clarity regarding repair or re-construction, infrastructure gap analysis etc.

**9. ANNUAL WORK PLAN AND BUDGET OF 2014-15:**

As regards the proposals submitted by the State, intervention wise discussion was held and the following decisions were taken. The costing sheet is placed at **Annexure-IV**.

**RASHTRIYA MADHYAMIK SHIKSHA ABHIYAN (RMSA)**

<b>Sl. No.</b>	<b><u>Activities</u></b>
<b>I</b>	<b><u>NON-RECURRING</u></b>
1.	<p><b>Up Gradation of New Schools:</b></p> <p>The proposal for up gradation of 200 schools with two-section was considered by PAB and 19 two sections schools as found eligible as per RMSA norms were approved for up gradation by the PAB as per State Schedule of Rates. The State was advised to seek convergence as regards Headmaster's room. Out of 19 schools, 9 are in SFDs. List of schools is placed at <b>Annexure-V</b>.</p> <p>As regards the remaining schools, 177 schools do not qualify as per distance norm, 2 schools do not qualify as per distance and enrolment norm, 1 school is already a secondary school and 1 school is not a Government school.</p> <p>On verification of UDISE code it is found that one school <b>Sasimaha Government High School, District Khandhamal (UDISE 21210500701)</b>, was upgraded in 2010-11 was subsequently also approved for strengthening in 2011-12 for an amount of Rs. 36.86 lakhs. <u>The PAB decided to cancel the strengthening of the school as approved in 2011-12 and proportionate deduction of the approved outlay.</u></p> <p>Further, as per UDISE it is found that 5 private schools have been approved for strengthening (two in 2010-11 and three in 2011-12) for total amount of Rs. 1.32 cr with 5 Science lab, 3 Computer room, 3 Art and Craft room, 5 ACR, 5 Library and 2 Toilet and Drinking water facility. PAB decided to cancel the above schools and reduced the approved outlay accordingly. List of schools</p>

	along with UDISE is placed at <b>Annexure-VI.</b>
2.	<p><b>Strengthening of 500 Existing Govt. Secondary Schools:</b></p> <p>The proposal for strengthening 500 existing Government Schools was considered by the PAB and out of the 250 schools found eligible as per RMSA norms, approval was accorded for <b><u>strengthening of 23 schools located in Special Focus Districts with the following components as found eligible in</u></b> accordance with infrastructure gap analysis based on UDISE data submitted by the State: 38 Additional Classrooms, 21-Integrated Science Labs with equipment's, 20 Computer Rooms, 18 Libraries, 23 Art &amp; Craft rooms, 16 Toilet Block and 21 Water Facility as per State Schedule of Rates (SOR).</p> <p>List of Schools approved for strengthening along with components is placed at <b>Annexure-VII.</b></p> <p>As regards 250 schools not found eligible: 16 schools have already been covered in previous years, 7 schools are new schools, land is not available in 69 schools, 4 schools have zero enrolment as per UDISE, 3 schools are not located in Government building, in 35 schools status of infrastructure is not available, in 3 schools library already exists, in 113 schools discrepancy exists as regards number of classrooms vis a vis the status in UDISE 2012-13 data.</p> <p>The issue regarding change in the location of 152 schools (77 schools approved in 2010-11 and 75 schools approved in 2011-12) was discussed in detail. It was submitted by the State that earlier 152 non-Government had been erroneously approved under the programme with various components for an amount of Rs. 37.966 cr, the location of which has now been shifted to Government schools. As decided in the last PAB the State has</p>

	<p>now submitted list of 152 Government secondary schools to be strengthened in lieu of the earlier approvals out of which 129 schools with following components are found eligible: 124 Science Lab, 66 Computer room, 65 Art and Craft room, 115 Library, 143 ACR, 4 Water facility and 17 Toilet block, with a total budget outlay of Rs. 30.213 cr as per the normative cost applicable in 2010-11 and 2011-2012.</p> <p>PAB after detailed discussion, as a special onetime measure agreed to <u>approve the 129 Government secondary schools for strengthening as against early approvals. While clarifying that no such request will be considered in future and the State should do due diligence before submitting a proposal, the PAB decided to deduct an amount of Rs. 7.753 cr- out of the total approved outlay as cost difference in budgetary outlay. All 152 schools approved earlier were cancelled by PAB.</u></p>
<p><b>II</b></p>	<p><b><u>RECURRING</u></b></p>
<p>1.</p>	<p><b>Staff for New Schools approved in 2014-15:</b> The PAB decide to approve 5 Teachers and 1 Headmaster for 19 schools up graded in 2014-15 along with 1 Lab Assistant and 1 Office Assistant per school. As regards salary, the State was advised first recruit the teachers and support staff and then revert.</p> <p><b>Salary for Teachers and Staff for New Schools approved in previous years:</b></p> <p>i. <b>Salary for Head Master:</b> The proposal for salary of 754 Headmasters @ Rs. 9,300 per month was considered and approval was accorded for 12 months salary for 145 headmasters in position as per UDISE in newly upgraded</p>

secondary schools under RMSA @ Rs. 9,300 per month subject to provision of documentary evidence regarding appointment and continuation of the already appointed Headmasters in 2014-15.

- ii. **Salary for Teachers:** The proposal of the State for salary for 1546 teachers @ Rs. 9,300 per month was considered and approval was accorded for 12 months salary of 1304 teachers in position as per UDISE in the newly upgraded secondary schools under RMSA @ Rs. 9,300 per month subject to provision of documentary evidence regarding appointment and continuation of the already appointed Headmasters in 2014-15. The State was once again advised to submit details regarding creation of posts for teachers recruited and also consolidated list of appointment orders of teachers recruited under RMSA for record and reference of the Ministry.
- iii. **Salary for Lab Attendant:** The proposal of the State for salary of 754 Lab Attendants @ Rs. 5,200 per month was considered by the PAB and could not be approved in the absence of provision of documentary evidence of recruitment of Lab Attendants for the newly upgraded schools by the State. All posts of Lab Attendants were revoked / withdrawn in accordance with the decision in Para 5 (iv) above.
- iv. **Salary for Multi Task Support Staff/Office Clerk:** Proposal of the State for 12 months salary of 754 Office Assistants @ Rs. 5,200 per month was considered by the PAB and could not be approved in the absence of provision of documentary evidence of recruitment of Lab Attendants for the newly upgraded schools by the State. All posts of Lab Attendants were revoked / withdrawn in accordance with the decision in Para 5 (iv) above.

2.	<p><b>School Grant:</b></p> <p>The proposal for school grant @ Rs. 50,000 for 5,034 schools was considered <u>and approved for 4,995 Government secondary schools with enrolment.</u></p> <p>As regards school grant for 2,712 Government aided secondary schools, it was clarified that RMSA norms do not provide for the same.</p>
3.	<p><b>Training of Headmasters and Teachers:</b></p> <p>i. <b>In-service Training for Headmasters in Teaching Position and Teachers:</b> The proposal for 5 days in-service training of 47,432 headmasters and teachers @ Rs. 300/- per day in government schools was considered and approval was accorded for training of 2134 Headmasters found in teaching position (932 Headmasters in Government secondary schools and 1202 Headmasters in Government aided secondary schools) and 25506 teachers in Government and Government aided schools. The approval was restricted to 80% of teachers in position as per UDISE in view of the past performance of the State in implementing teachers training under the programme and capacity of the State in implementing the same.</p> <p>The State was advised to chalk out a training calendar, work out disaggregated subject wise target of teachers to be trained and ensure that modules on gender sensitization, inclusive education, guidance and counselling and use of ICT is embedded in all teacher training modules . The State was also advised leverage the training packages developed by NCERT for professional development of Science, Mathematics and Social Science teachers.</p>

ii. **Induction Training for New Teachers:**

The proposal for 10 days induction training of 4284 teachers @ Rs. 300/- per day was considered and could not be approved in the absence of Orders regarding recruitment of new teachers.

iii. **Training of Key Resource Persons:**

The proposal for 5 day training of 350 Key Resource Persons @ Rs. 300/- per day was considered and approval was accorded for training of 180 KRPs @ 6 KRPs per district (1 KRP each for 6 subjects) for 5 days @ Rs. 300/- per day.

iv. **Training of Master Resource Persons:**

The proposal for 5 day training of 540 Master Resource Persons @ Rs. 300/- per day was considered and approved as proposed.

v. **Training for Headmasters and Resource Persons (RPs) for School Leadership Development Programme:** The proposal of the State to provide training to Headmasters in School Leadership Development Programme through NEUPA was considered and approval was accorded for training of 50 State Resource Persons for 10 days and 100 Headmasters for 16 days @ Rs 300 per day in the current academic year.

vi. **Training to District Education Officers:** The proposal for 5 days training of 30 District Education Officers @ Rs. 300/- per day was considered and approved as proposed.

6.

**Quality Interventions:**

i. **Science Exhibition at District level and State level:** The proposal for organizing Science Exhibition in 30 districts @ Rs 1.00 lakh per district was considered and approved as proposed as per RMSA norms. As regards, the proposal for organizing Science Exhibition at State level for Rs. 15.00 lakh the State was advised to converge the same with similar efforts of NCERT.

ii. **Special Teaching For Learning Enhancement:**

The proposal for organizing Special Teaching for Learning Enhancement for 73,733 students of Class IXth in Government secondary schools @ Rs. 500/- per student was considered and approved (restricted to 20% of enrolment of students in Class IXth).

The State was advised to formulate a clear strategy for conducting the teaching on the basis of assessment of learning levels/gaps of the students and also subsequently evaluate the impact of the intervention in enhancing the learning achievements of the students including increase in the retention rates and pass percentage and share the same with the Ministry. List of such children identified school wise must also be provided by the State.

iii. **Provision of Teachers' Handbooks:**

The proposal for providing one set of teachers' handbook @ Rs. 500 per school for 7746 Government and Government aided secondary schools for facilitating classroom transaction was considered and the State was informed that the interventions has already been approved in 2013-14 and has also been



implemented by the State. The State was requested to share the impact of the use of teacher's handbook in terms of enhancing the learning outcomes of the students and pass percentage.

- iv. **Analysis of National Achievement Survey (NAS) For Class VIII):** The proposal for analysis of National Achievement Survey (NAS) results for Class VIII students in the State was considered and the State was suggested to carry out the activity as part of the special learning enhancement programme approved above.
- v. **Introduction of System of School Quality Review-Supportive Feedback & Documentation:** The proposal for introduction of system of school quality review-supportive feedback and documentation was considered and the State was advised to converge with School Performance Standards being developed by NEUPA.
- vi. **Development of Teachers Through Teachers Network Meeting and Enhancing Quality of Teaching by Effective Use of ICT:** The proposal of the State for development of Teachers Network Meeting for continuous professional development and support of teachers and for effective use of ICT to enhance teaching learning was consider and the State was advised to converge the same as part of strategy for implementing in service training of teachers approved above.
- vii. **Provision of Sports Equipment For Govt. Secondary Schools:** Proposal for provision of Sports Equipment's for 100 Government Secondary schools @ Rs. 20,000 per school was considered and approved as proposed. The State was requested to provide the list of schools where equipments are to be provided and to ensure procurement of quality assured

sports equipments through decentralized mode.

viii. **Provision of Maths Kits for Government Secondary**

**Schools:** The proposal for purchasing 10 Math kits per school for 2818 schools @ Rs. 2,000/- per kit was considered and approval was accorded for purchase of math kits for remaining 67 Govt. secondary schools in addition to 4928 schools approved in 2013-14, @ Rs. 12,00/- per kit for 10 Math kits per school. The PAB advised the State to ensure the procurement of quality assured kits as per NCERT standard through decentralized mode.

ix. **Provision of Science Kits for Government Secondary**

**Schools:** The proposal for purchasing 10 Science kits per school for 2818 schools @ Rs. 2,000/- per kit was considered and approval was accorded for purchase of science kits for remaining 67 Govt. secondary schools in addition to 4928 schools approved in 2013-14, @ Rs. 15,000 per school. The PAB advised the State to ensure the procurement of quality assured kits as per NCERT standard through decentralized mode.

x. **Mobile Science Exhibition:** The proposal for setting up mobile science exhibition of Rs. 10.00 lakh was considered and could not be approved on account of concerns regarding maintenance and sustainability.

xi. **Book Fair at District Level:** The proposal for organizing Book Fairs @ Rs. 1.00 lakh per district was considered and approved for 30 districts. The State was advised to organize the book fairs in association/consultation with National Book Trust.

xii. **Summer Camp:** The proposal for organizing Summer Camps @ Rs. 1.00 lakh per district was considered and could not be

	<p>approved for want of clear strategy and outcome.</p> <p>xiii. <b>Free Text book for Tribal Students and Waiver of Examination Fees:</b> The proposal for provision of free text books for tribal students and waiver of examination fees for 4,20,306 students @ Rs. 1000/- per student was considered and could not be approved as RMSA norms do not provide for the same.</p> <p>xiv. <b>Sensitization on Sanitation, Hygiene &amp; Environment:</b> The proposal for sensitization regarding sanitation, hygiene and environment was considered and the State was advised to converge with similar efforts of Ministry of Health &amp; Welfare and Ministry of Environment.</p>
7.	<p><b>Guidance and Counselling:</b></p> <p>i. <b>Salary for Coordinators, Research Assistants, and Literature &amp; Display Material:</b> The proposal for salary of 30 Coordinators, Research Assistants and provision of literature &amp; display material for guidance and counselling was considered by the PAB and it was clarified that RMSA guidelines support strengthening/augmenting the capacity of existing Career and Guidance set up at the State level. The State was advised to prepare a Perspective Plan for strengthening the same as per requirement and submit the same as part of next Annual Plan for funding under RMSA. Further, to address the concern of counselling of students, the State was advised to endeavour to train at least one teacher in each school in Guidance and Counselling on adolescent issues as part of in service training of teachers. As regards, Sensitization of Principals in Guidance and Counselling the State was advised to converge the same as part of in-service training of Headmasters approved above.</p>

8.	<p><b>Equity Interventions:</b></p> <p><b>(I) Girls Oriented Activities:</b></p> <p>i. <b>Empowerment Programme for Girls:</b>  The proposal for organizing empowerment programme for girls in 7746 secondary schools for Rs. 273.05 lakhs was considered and State was requested to share with the Ministry impact/evaluation report regarding implementation of the programme for girl's empowerment in 2422 schools across 173 EBBs as approved in 2013-14.</p> <p>ii. <b>Self Defence Training For Safety and Security of Girls:</b>  The proposal for organizing self defence training in 7746 Government and Government aided secondary schools @ Rs. 15,000 per school was considered and approval was accorded for training of girls students at secondary level in 4995 Government secondary schools @ Rs. 3,000 per month for 2 months. The State was advised to conduct at least 30 sessions for meaning full training.</p> <p>iii. <b>Life Skills Programme:</b>  The proposal for organizing Life Skill Programme for girl students was considered and as requested by the State translation of materials on adult education programme as prepared by NCERT in odiya and one other regional (tribal) languages was considered by PAB <u>and approved for Rs. 2 lakh.</u></p> <p>iv. <b>Traditional Handicraft Camp for Girls Students at School Level:</b> As regards proposal for the State for conducting Traditional Handicraft Camp for Girls Students at school level the State was advised to take up the same out of Annual School Grants.</p>

	<p>v. <b>SC/ST and Educational Backward Minorities Oriented Activities Oriented Activities:</b> The proposal of the State for funding General Learning at Schools including free text book &amp; Uniform and it was clarified that RMSA norms do not support provision of text books and uniform. As regards, enrolment &amp; Retention Drive the State was advised to take up the same out of MMER.</p> <p><b>(IV) Left Wing Affected Areas Oriented Activities:</b></p> <p>i. <b>Special Teaching For Learning Enhancement (Residential):</b> The proposal of the State for special teaching for 15,000 Class Xth student's in 12 left wing affected districts for 3 months Rs. 753 lakhs was considered and approval was accorded for implementation of the intervention Rs. 46.92 lakhs (as remuneration for trainers @ Rs. 3,000 per month for 3 months across 188 Centres and study material @ Rs. 200 per student for 15000 Students). As regards food, honorarium for cooks the State was advised to fund the same.</p>
9.	<p><b>Interventions for Out of School Children:</b></p> <p><b>Open School System State Level and District Level Activities:</b></p> <p>The State informed that the pilot approved in 2013-14 for determining the nature of interventions that can be taken up for funding under RMSA under open school category as could not be conducting. In the absence of necessary details and financial norms under the programme the proposal for out of school children could not be considered and appraised.</p>
10.	<p><b>Community Mobilisation</b></p> <p>i. <b>Training for SMDC Members:</b></p>

	<p>The proposal for organizing 2 day training for 131682 SMDC members @ Rs. 300/-per day was considered and approval was accorded for 2 day training of 1717 SMDC members @ 17 members per school for 101 stand alone secondary schools as per UDISE. In all composite schools the State was advised to integrate SMDC with SMCs with provision of a School Building Committee and Academic Committee in accordance with the letter of the Ministry dated 24.11.2011.</p> <p>ii. <b>Awareness Programme:</b></p> <p>The proposal for organizing awareness programme amongst the community for Rs. 50 lakhs was considered and as per programme guidelines the State was advised to take up the activity under MMER.</p>
11.	<p><b>MMER:</b></p> <p>The MMER for the State was restricted to <b>3.5 %</b> of the total outlay of RMSA and its constituent Schemes</p>

## 10. IEDSS

It was observed by the PAB, that States have not been able to give detailed proposals under IEDSS and in most cases it has been totally left to the NGOs to formulate and implement the proposals. States have completely disengaged themselves of their role and responsibility as the main implementation agency. States are, in many cases forwarding proposals of the NGOs without any diligence at their level which is contrary to the spirit of the Scheme.

PAB also noted that since a major financial recurring component of the scheme is of salary for special teachers, the States have to ensure that their annual proposal incorporates and substantiates in detail State's commitments. The

commitment of GoI will be subject to it being approved as part of the AWP& B and will be limited to the year in which it is approved.

In light of limited availability of funds and the fact that recurring grants lapse at the end of FY, reimbursements will not be entertained beyond the FY unless and until it is specifically sought and more importantly approved and re-validated by the PAB. However, in no case, proposals not approved in previous years including teacher's salary will be considered for reimbursement.

### **Non-Recurring**

There is no proposal of State Govt. under non-recurring.

The PAB was informed that there is no committed liability on the part of Govt. of India under non-recurring component.

### **Recurring**

The State Govt. proposed recurring grant for student oriented components, salary of special education teachers, in-service training of teachers etc.

#### **(A) Student oriented component**

State Govt . has not furnished the category-wise details of CWSN and total no. disability-wise girls & boys students. This information is required to be furnished before the release process is initiated.

- i) Assessment of 2500 CWSN @ Rs.150 per CWSN with a total outlay of **Rs. 3.75 lakh was approved.**
- ii) Assistive devices to 750 CWSN @ Rs.2650 per CWSN with a total outlay of **Rs. 19.88 lakh was approved subject to State Govt. furnishing the list and details of beneficiaries in terms of names, type of disability, actual cost of aids and appliances and school where they are studying with UDISE Code.**

- iii) Books and stationery for 8557 CWSN @ Rs. 500 per CWSN with a total outlay of **Rs. 42.79 lakh was approved.**
- iv) Uniform to 8557 CWSN @ Rs. 500 per CWSN with a total outlay of **Rs. 42.79 lakh was approved.**
- v) Stipend to 3330 girls student with a total outlay of **Rs. 66.60 lakhs was approved.**
- vi) Provisions for Purchase of instruction material and ICT resource **are not approved** due to lack of details.
- vii) Salary of **Helper/Attendant, hostel allowance and transport allowance, escort allowance, therapeutic services and reader allowance was not approved** as the State Govt. has not furnished the exact details regarding type of CWSN disability, class, name, **school where they are studying with UDISE Code.**

(B) **Other component.**

- i) Salary of 473 New Special Education teachers @ Rs.18000 per month with a total outlay of Rs. 10216.68 lakh **was not approved as the teachers are yet to be appointed based on the recruitment policy framed by the State.**
- ii) The State Govt. has not given the required details such as name of teacher, RCI no., UDISE data of school where they are posted in respect of considering the Salary of **801** Special Education teachers reported to be working under NGO component. There is no policy in the State for recruitment of Spl. Education Teachers as yet. The list given by the State Govt. subsequently, to the appraisal team has no



RCI nos. for some teachers and some teachers are not eligible as per IEDSS scheme norms. Therefore, **PAB could not consider for approval** the salary component of Spl. Education Teachers. The salary will be considered only when State Govt. is able to furnish the required details of teachers appointed and working as per scheme norms.

- iii) Spl. Pay for 558 general teachers training in spl. Education has **also not been approved** as the State Govt. not furnished the name of teacher, RCI no., UDISE data of school where they are posted.
- iv) In service training for general teachers is to be collaborated with regular RMSA training programme henceforth, therefore this component **has not been approved.**
- v) Orientation of principals, educational administrators, parents/guardians etc. is to be clubbed with Environmental Building Programme. Accordingly, the PAB **approved the total amount of Rs. 26.64 lakh @ Rs. 300 per person for 8880 persons.**

The total outlay under recurring component approved for 2014-15 comes to **Rs. 202.45 lakh.**

## **11. ICT@SCHOOL**

PAB was informed that till date, 6000 schools were approved for coverage under ICT@ Schools Scheme in the year 2011-12 (4000 schools) and 2012-13 (2000 schools) for which out of the total amount of Rs. 28800.00 lakh towards Central Share, Rs. 4400.00 lakh has since been released with a balance amount of Rs. 24400.00 lakh pending. However, out of the 6000 schools approved in the indicated years, various discrepancies, (ranging from covered

schools being private schools, schools being repeatedly approved for coverage, etc.,) have been noticed in 120 schools.

State Government is requested to provide the list of all the 6000 schools, along with the UDISE code within a month, failing which, these 120 schools identified as being outside the eligibility norms system and the ones being duplicated will be deemed to be cancelled and the corresponding amount of the funds will be deducted against RMSA future releases.

State is also requested to send the details regarding development and use of e-content and internet, status of release of State Share, progress report, matching budget provision in the State proceeds.

At present, ICT activities in 4000 schools sanctioned in 2011-12 are being implemented through IL&FS Education Technology Services (3409 schools) and M/s TCIL (591 schools). The implementation of the scheme in 2000 schools sanctioned during 2012-13 is in the tendering phase for selection of the Implementing Agency.

The State has further proposed for coverage of 1746 schools under the scheme which, the PAB did not approve on account of previous committed liabilities.

## **12. GIRLS HOSTEL**

### **Non-recurring**

PAB 2014-15 was informed that Orissa has 173 EBBs and 130 hostels were approved (15 hostels in 2009-10 and 115 hostels in 2010-11) at pre-revised fixed cost norm of Rs. 42.50 lacs per hostel, but no hostel was sanctioned(funds released) for want of building plan and detailed cost estimates conforming to Scheme norms.

In the 2013-14 PAB meeting, the proposal submitted by the State Govt. with total built up area of 14251 sq.ft. which was far more than the area of 11650sq.ft.(approved under the Scheme) **was not approved** by the PAB and the State was advised to revise the building plan and to reduce the area as well as cost as per scheme norms.

The State has proposed for sanction of Non-recurring grant at prevailing State SORs for the 130 hostels already approved by the PAB. As all the hostels were approved at pre-revised fixed cost norm of Rs. 42.50 lac per unit, after due deliberation, PAB approved construction of 130 hostels based on State SORs 2010-11 with the stipulation that the State Govt. will bear the difference between the SSOR 2010-11 and the extant SSOR. PAB advised the State Govt. to furnish the complete proposal with detailed cost estimates.

The fresh proposal submitted by the State Govt. for approval of construction of 21 more hostels was not approved by the PAB in view of the pending works already approved.

### **Recurring**

The state proposed for sanction of recurring grant of Rs. 2666.30 lacs for commencing 130 hostels with 100 girls each within the KGBV hostels. Though the State has identified temporary locations, data on vital details is not provided. PAB did not approve the proposal as the hostels have not yet been constructed and are not yet ready to be made functional even in temporary locations.

### **13. VOCATIONAL EDUCATION**

PAB noted that in 2013-14, under the Scheme of VHSE, 30 new Adarsha Vidyalayas were approved for introduction of vocational education from Class 9<sup>th</sup> onwards in four NOS compliant vocational courses – Automobile (Service Technician), IT & ITeS (IT Service Desk Attendant), Retail (Sales Associate) and

Security (Unarmed Security Guard) for an approved outlay of **Rs. 1028.51 lakh** with Central share of **Rs. 940.91 lakh**. An amount of **Rs. 470.45 lakh** was released to the State Government as part of 1<sup>st</sup> installment in September, 2013. However the State is yet to implement the scheme. The State informed that the scheme will be implemented in the current academic session 2014-15.

As regards the Scheme of subject, it was clarified that vocational education is to be taught as an additional subject (6th subject) in Class 9th and 10th and as a Compulsory elective in Class 11th and 12th. The importance of assigning sufficient teaching and learning hours to the subject, raising the stature of vocational education at par with other subjects while creating clear pathways for developing skill proficiency within the education system was explained to the State team. The State was advised to take up the matter with the Board of Education and firm up the scheme of subjects on the above lines under intimation to the Ministry on priority.

The request of the State to cancel two approved trades of Retail and Security in accordance with Skill Gap Analysis was agreed to by the PAB. List of 30 schools with revised trade mapping and UDISE code is placed at **Annexure-VIII**.

PAB noted that all the 30 Adarsh Vidyalays are secondary schools with no higher secondary sections. The State was therefore requested to map the vertical mobility of students opting for vocational education to the nearby higher secondary school and intimate the Ministry.

The State was also requested to release the State share due against the funds released by the Ministry under the Scheme.

In view of the revision of the scheme by the Cabinet on 12<sup>th</sup> Feb 2014, and the fact that the State has not yet implemented the Scheme, PAB decided to revise the total outlay for the 30 schools in accordance with the revised financial norms of the scheme. Accordingly PAB approved an amount of **Rs. 535.35**

**Lakh** as total outlay excluding civil works on **75:25** Centre State sharing basis with Central share of **Rs. 401.51 Lakh** for introduction of vocational education in 30 schools in 02 NOS aligned job roles - Automobile (Automobile Service Technician) and IT/ITeS (IT Service Desk Attendant) from 2014-15 onwards .The detailed financial estimates are placed at **Annexure IV**.

As regards construction of workshops, it was clarified that the same needs to be justified on need basis in light of infrastructure gap analysis of each school. Further State was advised to leverage the existing infrastructure available in the schools, in Industrial Training Institutes, Polytechnics and that created under other skill building initiatives of the Government.

Further, the proposal of the State Government of Odisha for introduction of vocational education in 30 Government schools from Class 11<sup>th</sup> onwards in the academic session 2014-15 was considered by the PAB and the State was requested to first align the Scheme of subjects in accordance with the Scheme as explained above and introduce vocational education 30 Schools already approved under the Scheme before seeking fresh approvals.

**14.**Based on above approvals accorded for various interventions in respect of all 5 Schemes, the total interventions amounting to **Rs. 8694.77 lakh** including the non-recurring interventions amounting to **Rs.2530.54 lakh** and recurring interventions amounting to **Rs.6164.23 lakh** with the Central Share amounting to **Rs. 6571.68 lakh** and State share of **Rs. 2123.07 lakh** have been approved. The MMER in respect of all these Schemes for the approved interventions will come to **Rs. 294.02 lakh**. The spill over from previous approvals (of Non -Recurring grants) and committed liabilities as against it was noted with reference to further releases of non-recurring grants to the State. The Scheme-wise depiction of the proposals of the State and approvals accorded by PAB in financial term is capitulated in the following table:

S.N	Scheme	Approved Outlay for 2014-15				
		Non-Recurring	Recurring	Total	GOI Share	State Share
1	RMSA	2290.54	5372.41	7662.95	5747.21	1915.73
2	IEDSS	0.00	202.45	202.45	202.45	0.00
3	ICT@SCHOOL	0.00	0.00	0.00	0.00	0.00
4	GIRLS HOSETL	0.00	0.00	0.00	0.00	0.00
5	VOCATIONAL EDUCATION	240.00	295.35	535.35	401.51	133.84
6	TOTAL	2530.54	5870.21	8400.75	6351.17	2049.57
7	MMER@3.5%		294.02	294.02	220.51	73.50
8	GRAND TOTAL(Including MMER)		6164.23	8694.77	6571.68	2123.07

**Note:**

1) Recurring Approvals lapse on the 31<sup>st</sup> of March.

15. The release of funds to different schemes including the committed liabilities against previous approvals, will be further guided by the following conditions:

- (i) The State/UT Administration shall give a written commitment for meeting its share of the RMSA, ICT@ school, IEDSS, Girls Hostel & Vocational Education of the budget approved according to prescribed sharing pattern of the components.
- (ii) SMDCs or equivalent bodies should be constituted and accounts opened to incur expenditure under school grant, minor repair, civil works, and other such expenditure, which have to be incurred only through these bodies as per RMSA norms.

- (iii) The second installment would only be released after (a) the proportionate installment of State/UT share has been released, (b) at least 50% expenditure against available funds has been incurred, (c) utilization certificate has been submitted for funds released in the year 2013-14 and (d) Audit Reports have been submitted for the year 2012-13.

The meeting ended with a vote of thanks to the Chair.

## **Annexure-I**

**41<sup>st</sup> Meeting of Project Approval Board (PAB) to consider Integrated Annual Work Plan and Budget, 2014-15 for RMSA scheme to be held on 3rd April, 2014 in Conference Room (Room No.112-C), Shastri Bhawan, New Delhi.**

### **List of participants**

1. Shri R. Bhattacharya *Chairperson*  
Secretary, SE&L, MHRD
2. Ms. Vrinda Sarup  
Additional Secretary, Elementary Education, MHRD
3. Ms. Radha S. Chauhan  
Joint Secretary, Secondary Education-1, MHRD
4. Caralyn Khongwar Deshmukh  
Director (RMSA.I), MHRD
5. Ms. Ankita Mishra Bundela  
Deputy Secretary (RMSA.IV), MHRD
6. Shri Anil Kakria,  
Deputy Secretary (Finance)
7. Shri Sushil Bhushan  
Under Secretary, RMSA.IV/Vocation Education, MHRD

### **Odisha**

8. Ms. Usha Padhee  
Secretary (Education)
9. Shri Premananda K.  
SPD, RMSA



10. Shri Manoj Kumar  
Addl. SPD, RMSA
11. Shri Sanjay Kumar  
FA cum JS, RMSA
12. Shri Bibhuti Bhushan Darsh  
Programme Officer, RMSA
13. Shri Chandersekhhar M.  
Planning coordinator, RMSA

**Representative of Other Organization**

14. Dr. Sharad Sinha,  
Associate Professor, NCERT
15. Shri Harlit Mishra,  
S.R.O, Planning Commission
16. Mr. N.A.S. Salarmanian  
FCA
17. Mr. M.L. Bansal  
Addl. FCA
18. Ms. Anita  
Director, SCERT
19. Ms. Asha Chopra  
SSA, UEEM Delhi
20. Ms. Sonia Devgun  
UEEM, Delhi
21. Shri Jagdish Singh  
Senior Research Officer  
Planning Commission, New Delhi

22. Dr. Rakesh Tomar  
Research Officer, NCTE, New Delhi
23. Shri Anupam Ahuja  
Professor, NCERT, New Delhi
24. Ms. N. Mythaili,  
Associate Professor, NUEPA, New Delhi

**TSG-RMSA**

All Consultants of TSG-RMSA

### Education Indicator of Odisha

The focus of this section is on the major indicators of secondary education. This includes Gross Enrolment Ratio (GER), Net Enrolment Ratio (NER), Dropout Rate, Retention rate and Transition Rate etc.

**UDISE:-** The state has used UDISE 2013-14 data for preparation of Annual Work Plan 2014-15.

#### Enrolment

The total Enrolment at state level in all secondary schools in the year 2013-14 is 1205677, out of which 606521 are boys and 599156 are girls. The representation of boys and girls in the total enrolment is 50.30% and 49.70% respectively. The enrolment in the year 2013-14 has increased by 5245 (0.44%) from previous year. The enrolment has also increased considerably from 959653 (25.64%) in 2010-11 SSE.

#### Enrolment (Secondary level)

Year	Boys	Girls	Total
2013-14	606521	599156	1205677
2012-13	603114	597318	1200432
2011-12	589890	599329	1189219

#### Gross Enrolment Ratio (Secondary level)

The Gross Enrolment Ratio at Secondary level is 68.65% in the year 2013-14, which has abnormally been decreased from 77.03% in the year 2012-13 is an area of concern. The districts having low GER viz. Koraput 44.72%, Nabarangpur 48.23%, Malkangiri 49.26% and Rayagada 49.62% need special attention. The GER of SC and ST at state level are 80.14% and 62.92% respectively.

#### Gross Enrolment Ratio (Secondary level)

Year	Boys	Girls	Total
2013-14	68.35	68.95	68.65
2012-13	75.54	78.60	77.03
2011-12	72.74	77.43	75.03

#### Drop-out Rate (Secondary level)

The Dropout Rate at state level is 11.78% in the year 2013-14, which has considerably been decreased from 18.72% in 2012-13. The high dropout rate in districts viz. Nabarangpur 26.94%, Boudh 26.30%, Balasore 23.37%, Puri 20.31%, Sonapor 17.18%, Dhenkanel 17.22% need special attention and intervention. The Dropout rate of SC and ST at state level are 13.08% and 5.6% respectively. Also the minus dropout rate in district Gajapati -13.16% needs clarification.

### **Drop-out Rate (Secondary level)**

<b>Year</b>	<b>Boys</b>	<b>Girls</b>	<b>Total</b>
2013-14	11.91	11.65	11.78
2012-13	21.14	16.21	18.72
2011-12	22.84	16.44	19.71

### **Retention Rate (Secondary level)**

The retention rate at State level is 83.51% in the year 2013-14, which has increased from 81.28% in 2012-13. The districts having low retention rate viz. Boudh 62.70%, Nabarangpur 66.98%, Angul 70.95% and Sambalpur 73.04% need special attention. The retention rate of SC and ST at state level are 83.66% and 80.98% respectively.

### **Retention Rate (Secondary level)**

<b>Year</b>	<b>Boys</b>	<b>Girls</b>	<b>Total</b>
2013-14	81.7	85.39	83.51
2012-13	78.86	83.79	81.28
2011-12	77.16	83.56	80.29

### **Transition Rate:- (class VIII to IX)**

The transition rate is one of the important indicators in secondary education. The indicator shows the percentage of children moving to the secondary level (from class VIII to IX). The transition rate (class VIII to IX) at state level is 97.39% in the year 2013-14, which has increased from 91.01% in 2012-13. The districts having low transition rate viz. Gajapati 71.17%, Naupada 81.66%, Nabarangpur 81.75%, Rayagada 83.65% , Kandhamal 83.48% and Sambalpur 83.83% need special attention. The transition rate of SC and ST at state level are 97.61% and 86.99% respectively.

### **Transition Rate:- (class VIII to IX)**

<b>Year</b>	<b>Boys</b>	<b>Girls</b>	<b>Total</b>
2013-14	95.21	99.66	97.39
2012-13	90.84	91.18	91.01
2011-12	92.45	96.34	94.36

### **Gender Parity Index (GPI)**

The GPI at state level is 1.0 in the year 2013-14, which has decreased from 1.04 in the last year. The district having lowest GPI viz. Malkangiri 0.8 needs special attention and intervention.

### **Gender Gap**

The Gender Gap at state level is 1% in the year 2013-14, which is same in the last year. Districts having high gender gap viz. Kalahandi 6, Gajapati 7, Koraput, Malkangiri and Rayagada 9 each need special attention and intervention. Also the high minus gender gap in districts viz. Ganjam and Sonepur -4 each need clarification.

### **Pupil Teacher Ratio (PTR)**

The PTR as per UDISE with enrolment 706518 and teachers 18768 comes out to be 38 but state has given the PTR of 23 in the year 2013-14, stating that government teachers are 30289 in the state instead of 18768. State needs to clarify for difference in number of teachers. Matter has been discussed with the state in pre PAB it was replied that approximately 40% of the secondary teachers are also teaching class VIII and those have also been taken in to account as 30289 teachers while calculating the PTR. Hence the PTR of 23 given by the state has been treated as correct. The PTR has decreased from 25 in last year.

### **Student Classroom Ratio (SCR)**

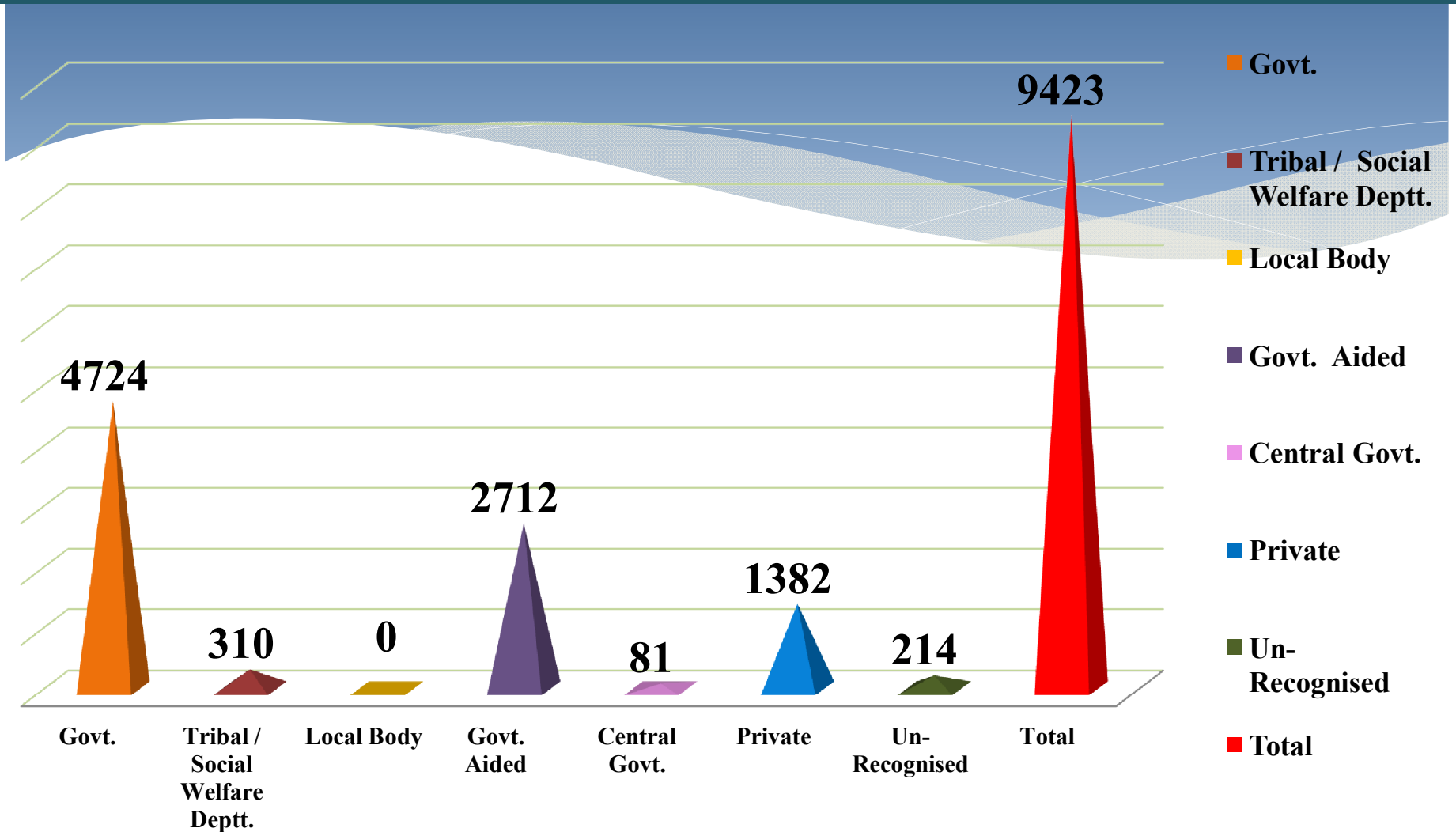
The SCR at state level is 76, which has decrease from 102 in the last year. However the districts having very high PTR viz. Cuttack 306, Sonapur 179, Aungul 158, Nabrangpur 151 and Gajapati 136 need more classrooms.



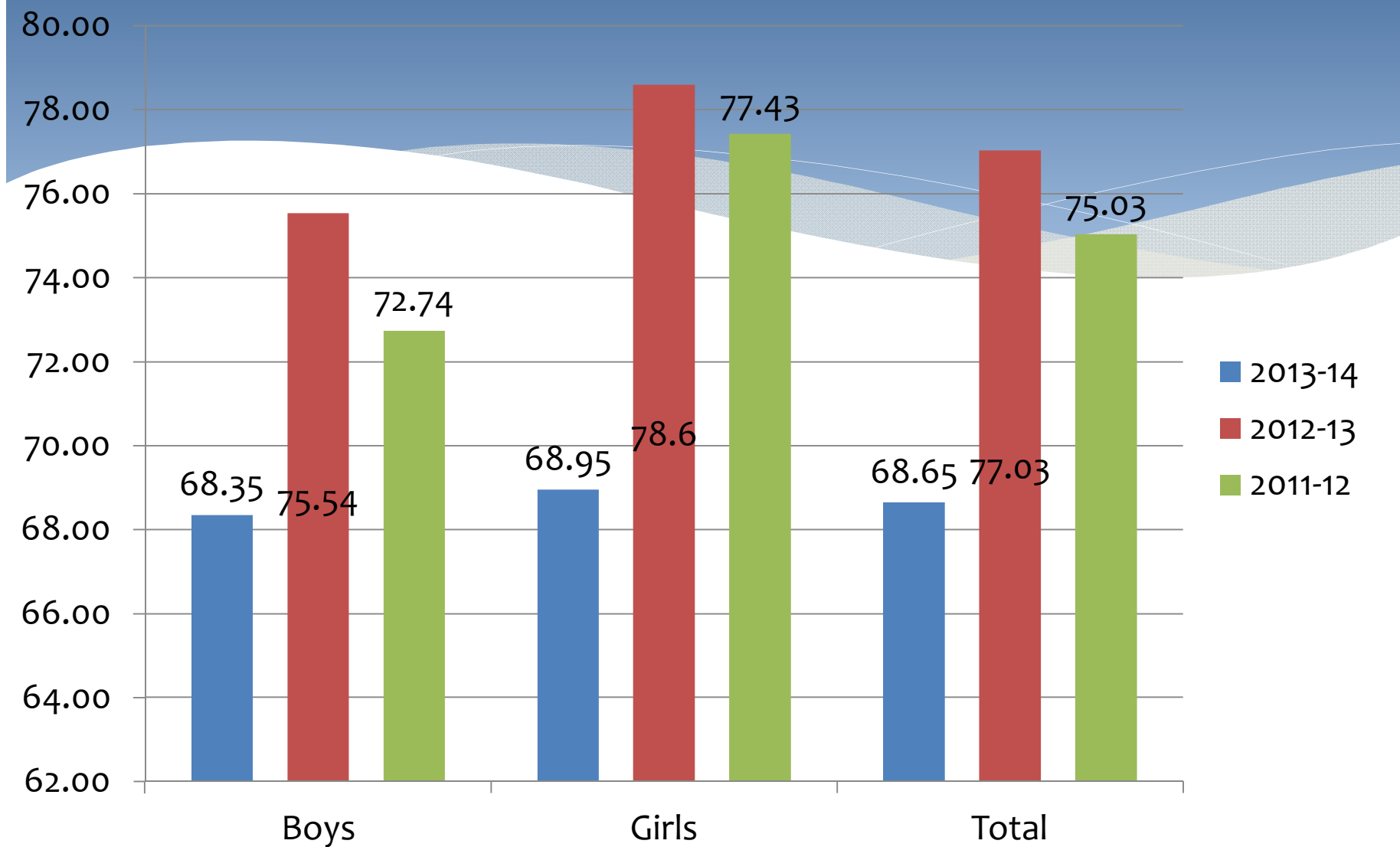
# Presentation on Appraisal Report ODISHA

Project Approval Board Meeting 2014-15 – 3<sup>rd</sup> April 2014  
(RMSA, IEDSS, ICT@school, Girls Hostel & VE)

# Schools by Management



## Gross Enrolment Ratio (Secondary level)

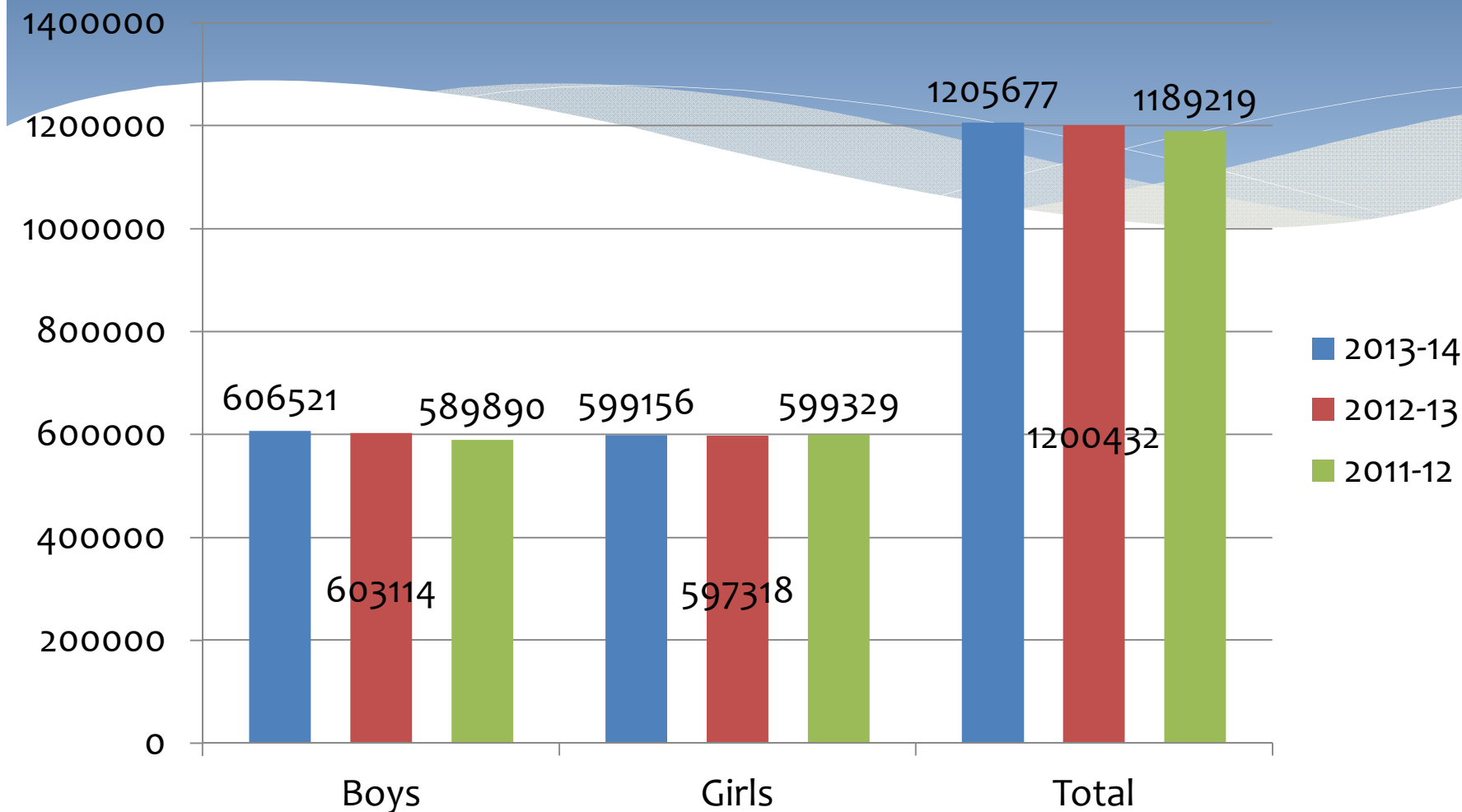


Source: 2011-12- SEMIS, 2012-13 and 2013-14- UDISE.



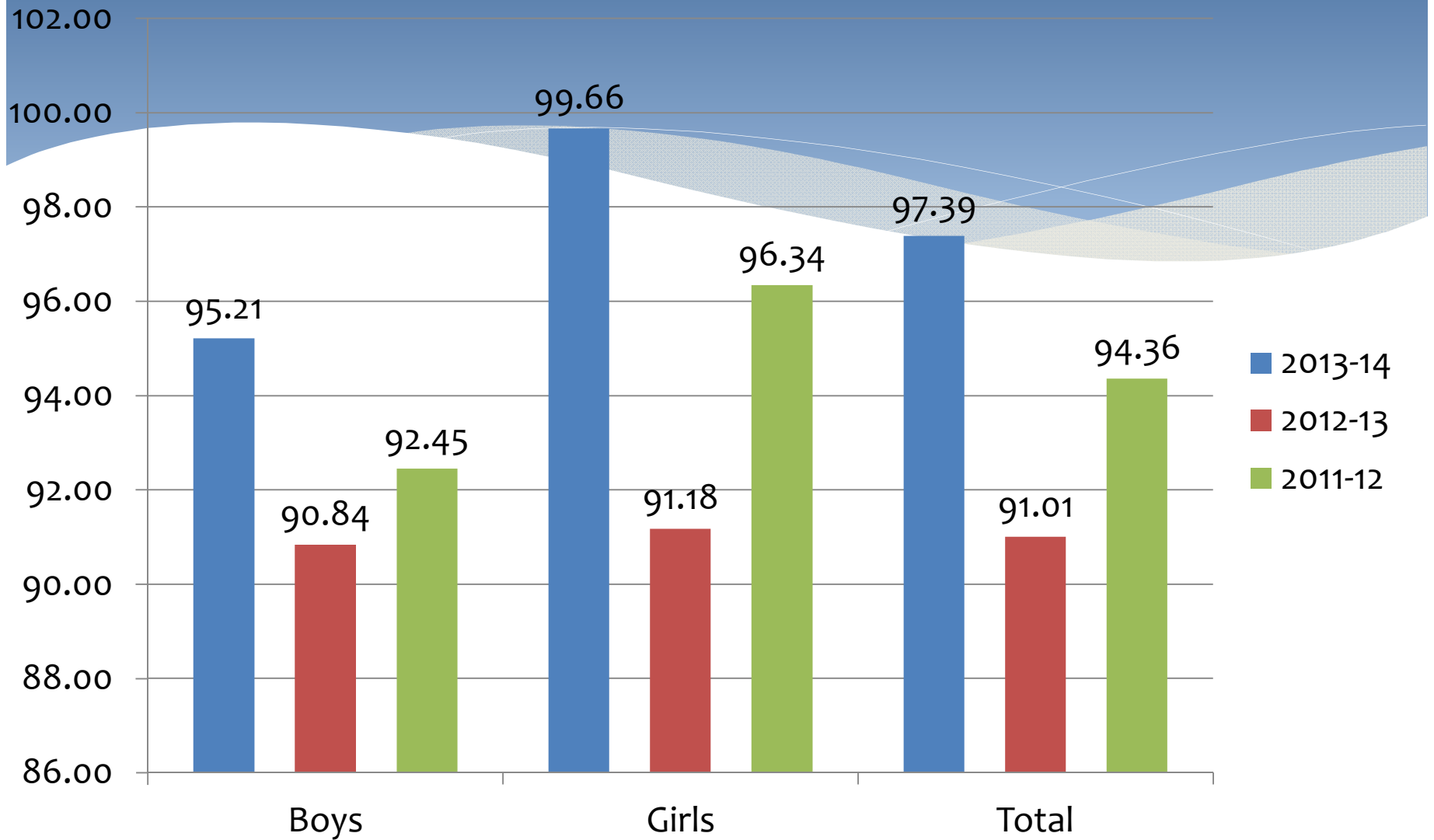
# Educational indicators

## Enrolment (Secondary level)



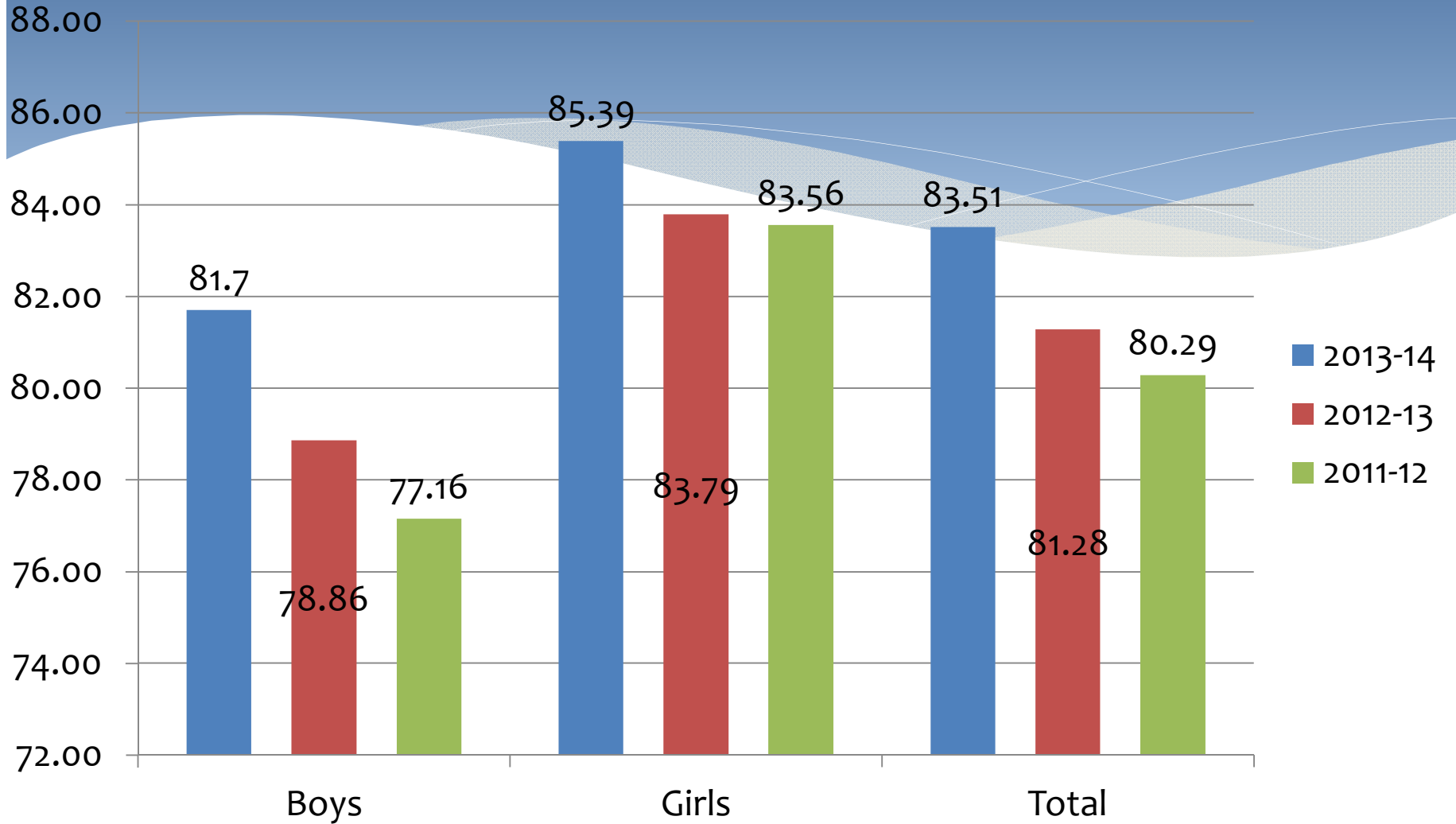
Source: 2011-12- SEMIS, 2012-13 and 2013-14- UDISE.

## Transition Rate:- (class VIII to IX)



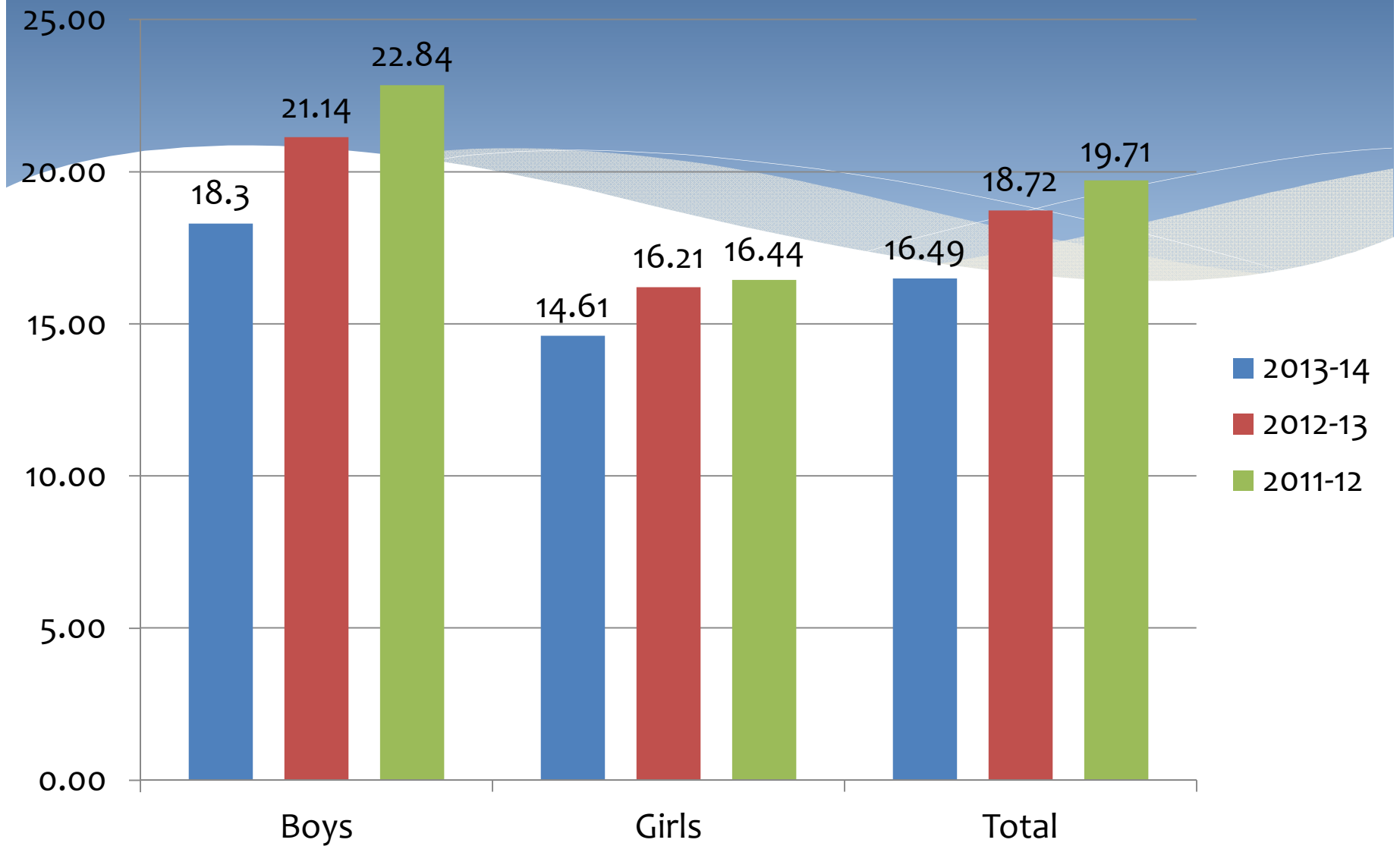
Source:- 2011-12- SEMIS, 2012-13 and 2013-14- UDISE.

# Retention Rate (Secondary level)



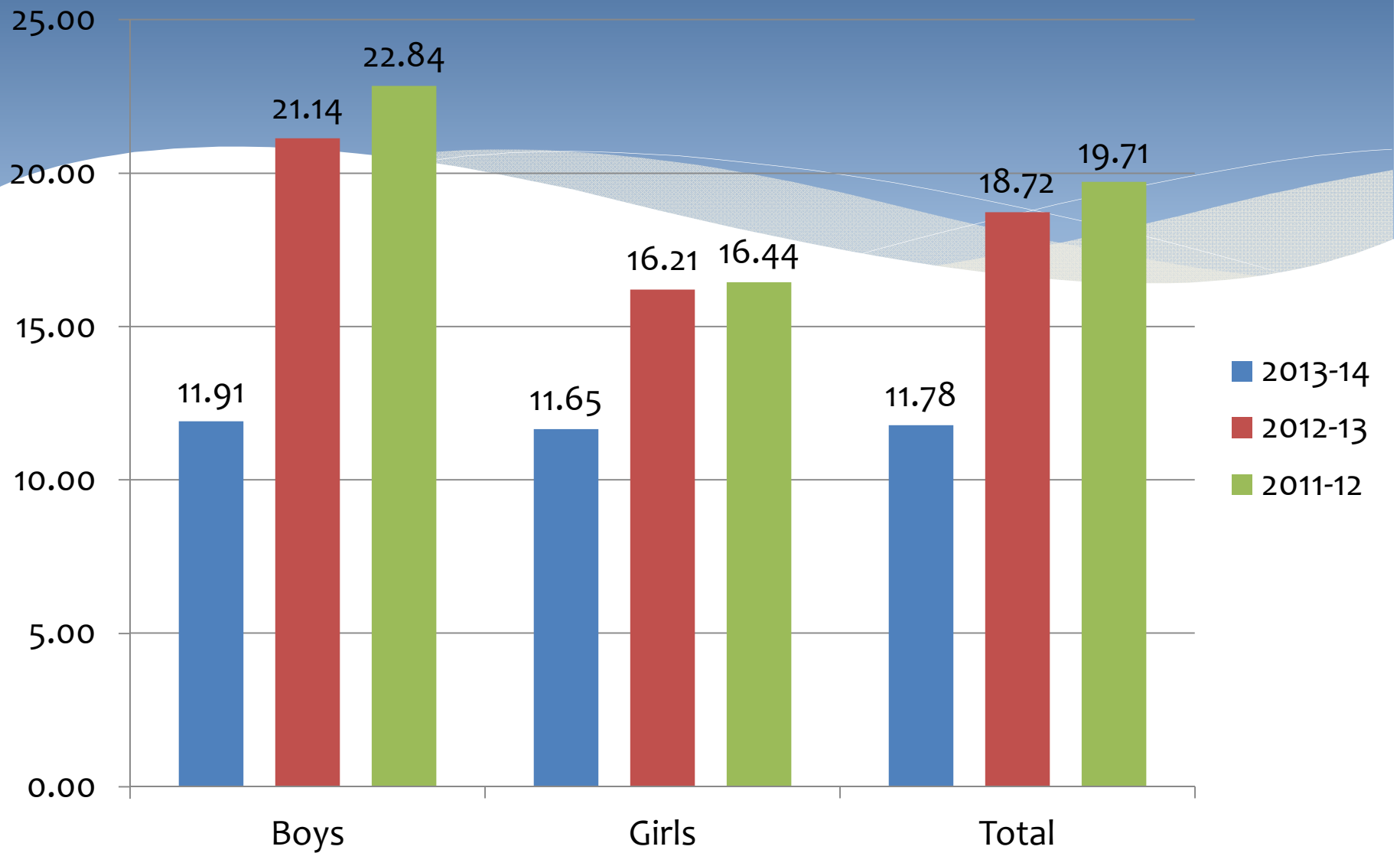
Source:- 2011-12- SEMIS, 2012-13 and 2013-14- UDISE.

# Drop-out Rate (Secondary level)



Source:- 2011-12- SEMIS, 2012-13 and 2013-14- UDISE.

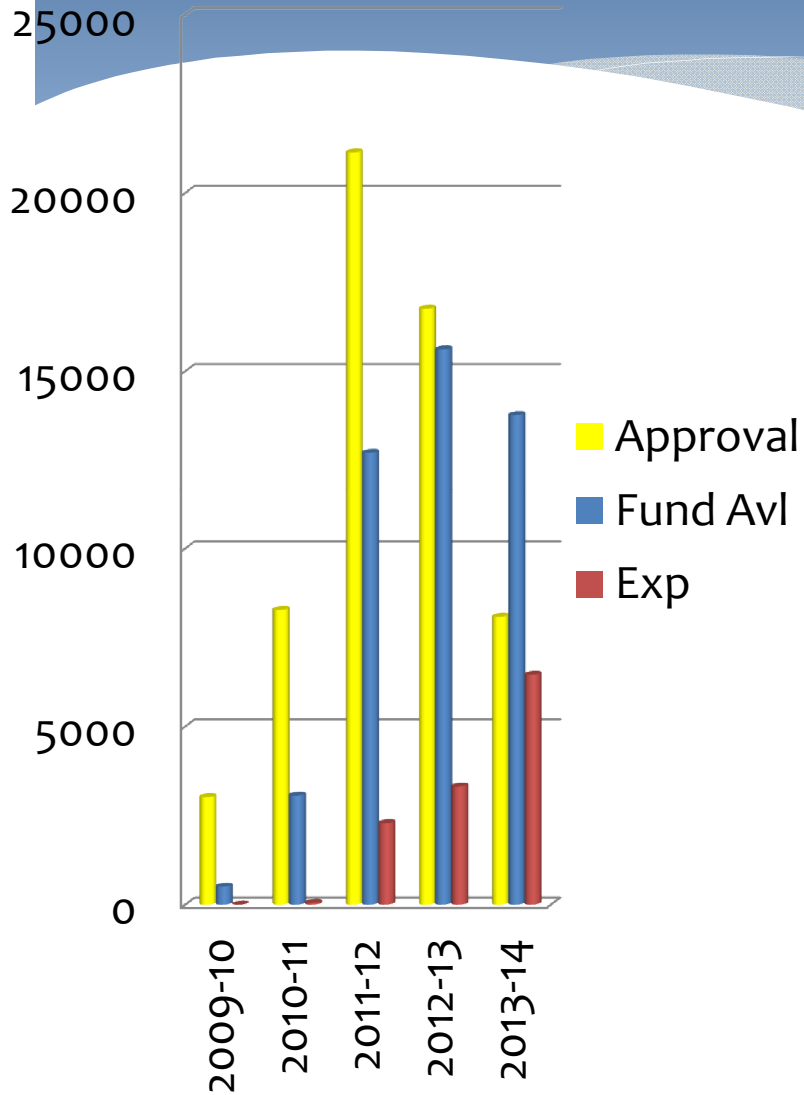
# Drop-out Rate (Secondary level)



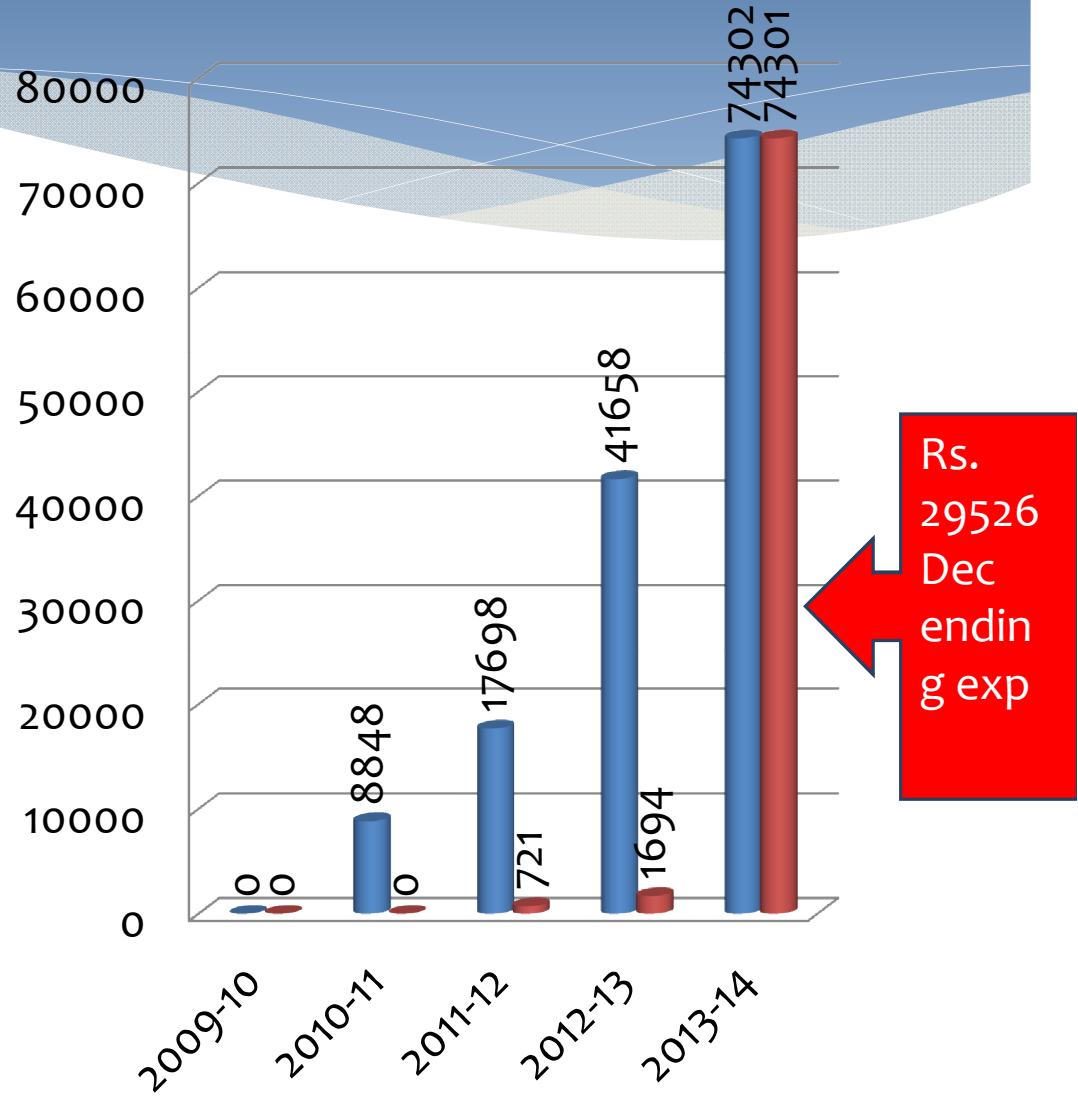
Source:- 2011-12- SEMIS, 2012-13 and 2013-14- UDISE.

# Progress

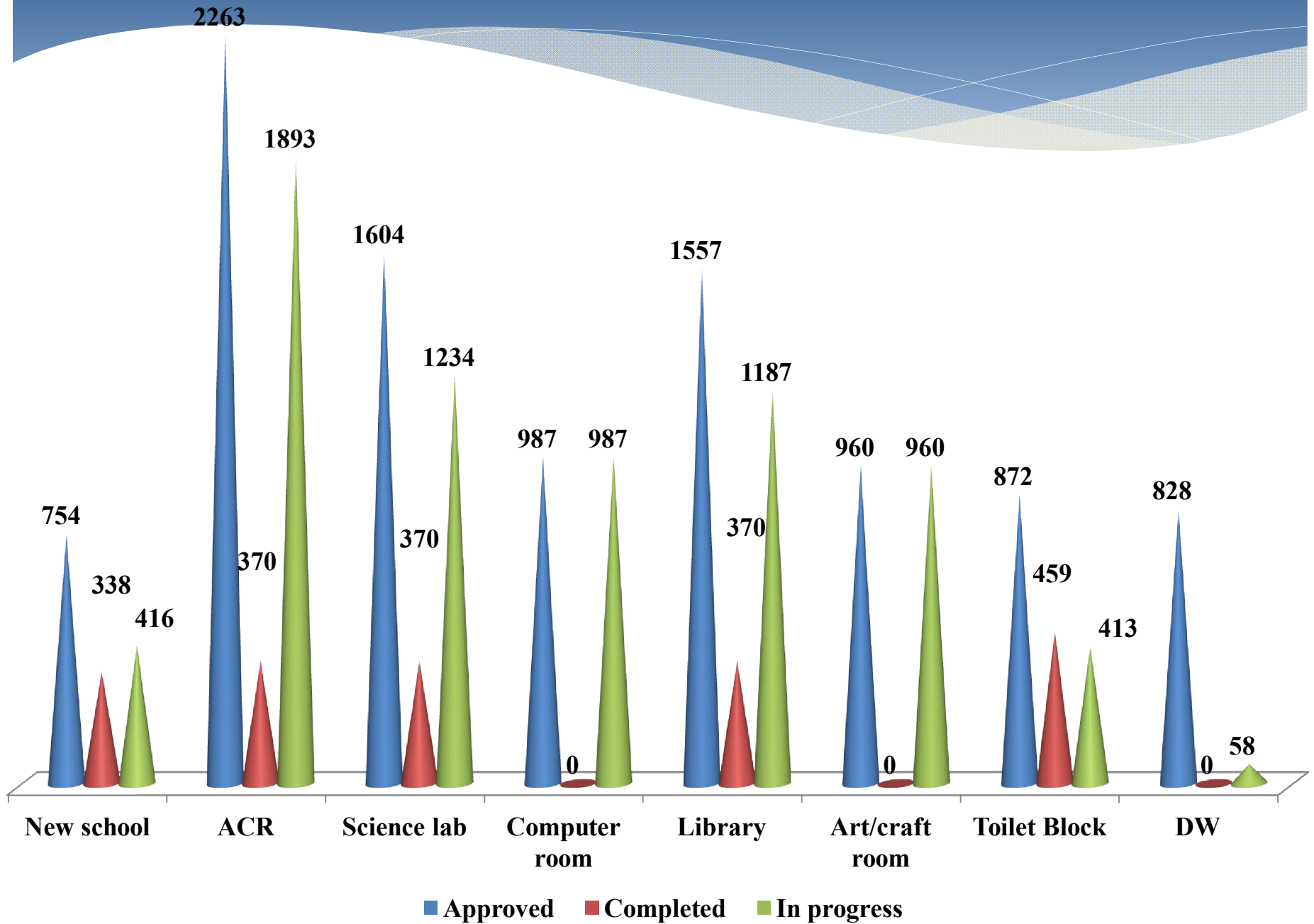
## Recurring



## Non recurring

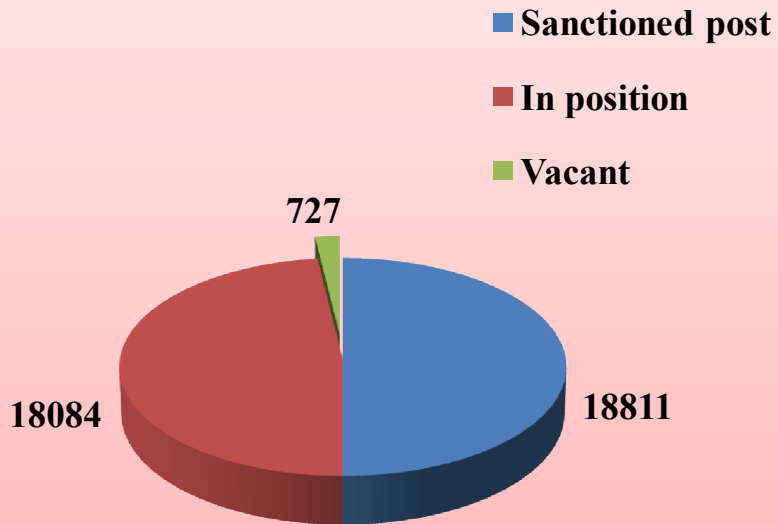


# Glimpse of Civil Works Progress

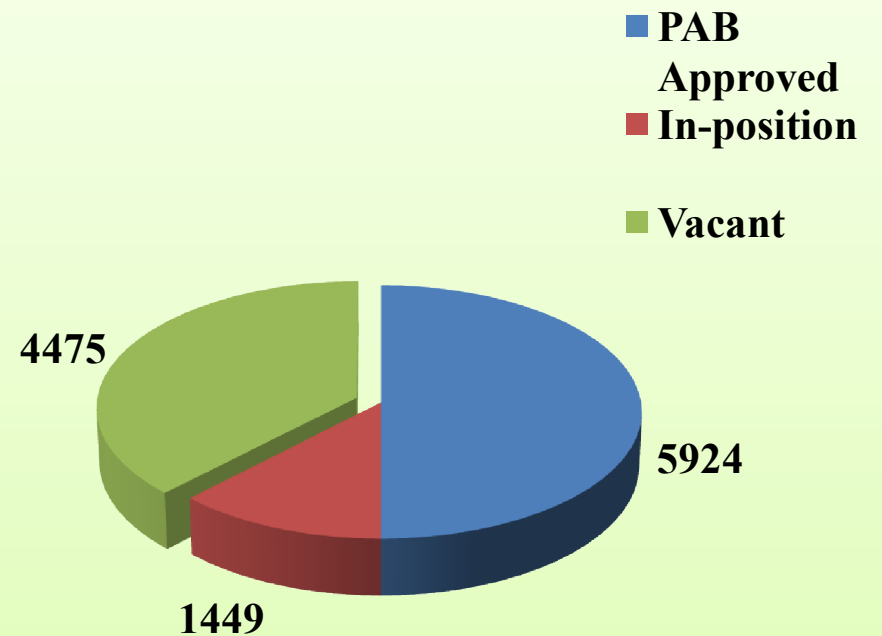


# Vacant Teaching Posts in the State and in 754 Newly Upgraded Schools

Vacant Teaching Posts for Secondary Schools in the State

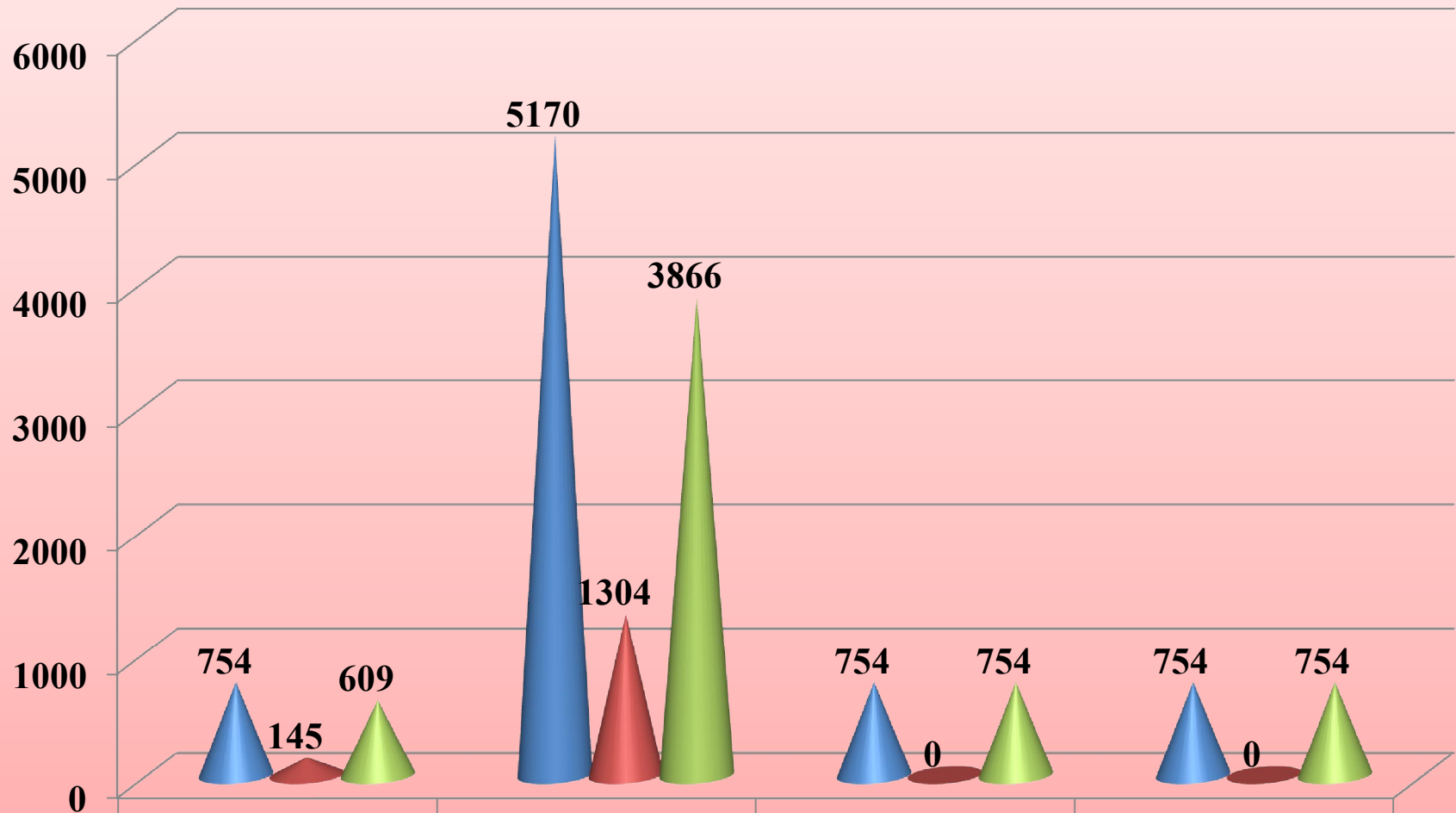


Vacant Teaching Posts in RMSA Schools





# Recruitment Progress in Upgraded School



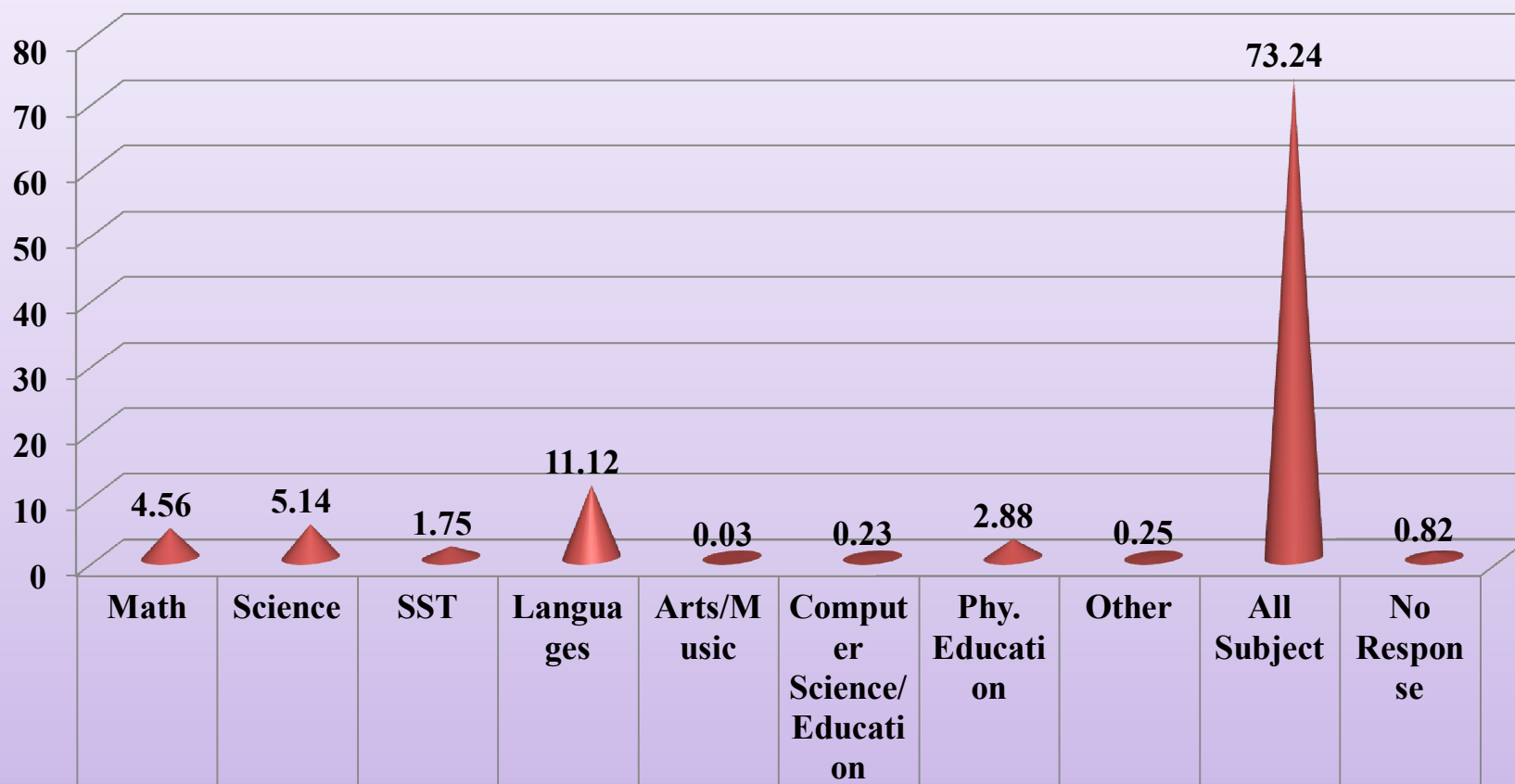
	Headmasters	Teachers	Lab Attendant	MTSS
Approved	754	5170	754	754
In-position	145	1304	0	0
Vacant	609	3866	754	754

# Teaching Qualification & Subject-wise Teachers

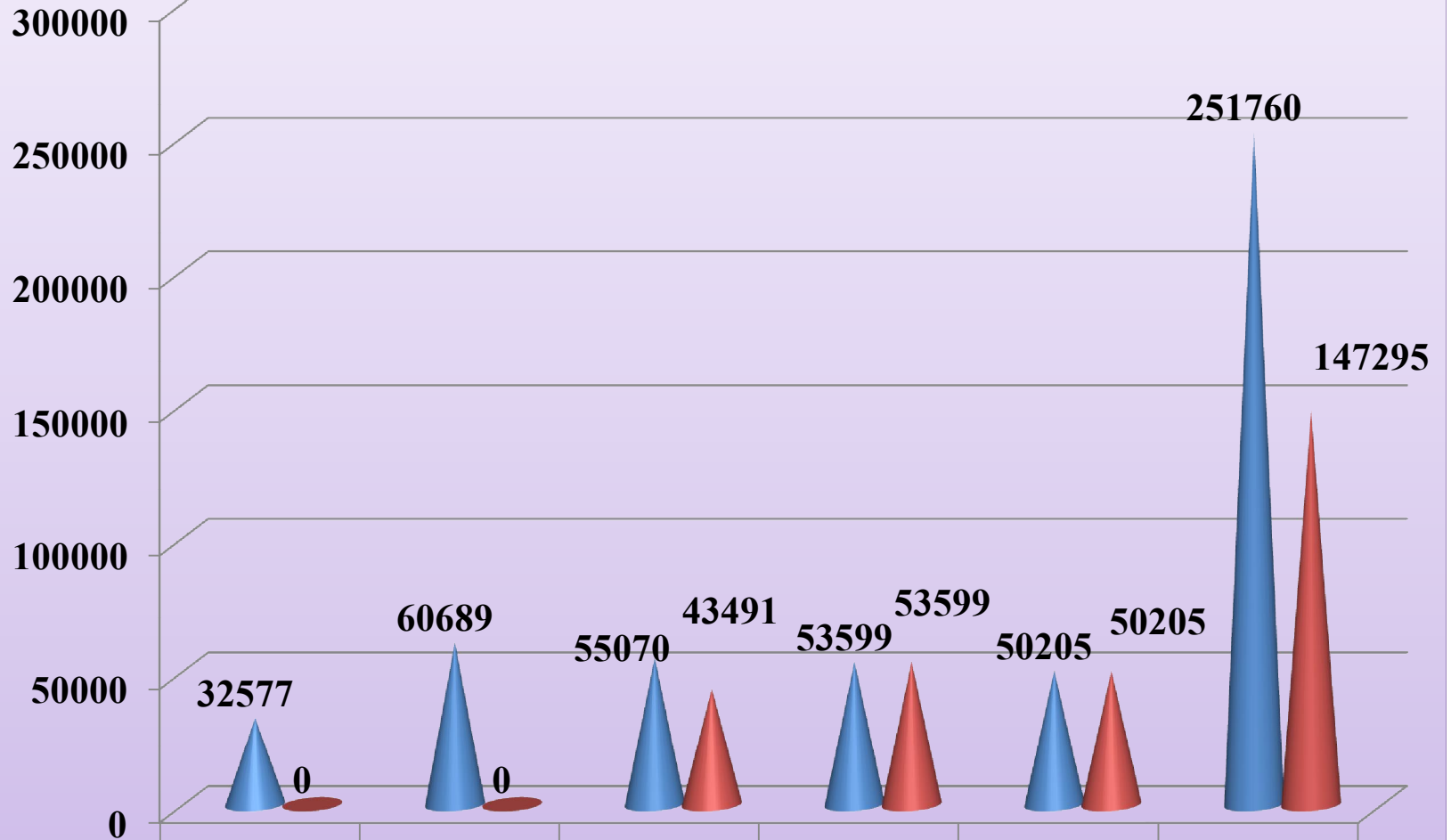
## Teaching Qualification

Sec. Schools	B. Ed & M. Ed Teachers in %
Government Schools	66.77
Government Aided Schools	61.42

## Distribution of Subject-wise Teachers in %



# Teacher Training



■ PAB Approved

■ Training Completed

2009-10

2010-11

2011-12

2012-13

2013-14

Total

32577

60689

55070

53599

50205

251760

0

0

43491

53599

50205

147295

# Committed Liability

Rs. In lakh

## RMSA-

- Non rec -14214.21
- Rec – 1212.11

## ICT

- Total- 24400
- 2014-15 – 4000

## TOTAL

NR – 38860.93

## VE

- Non rec -246.72

## Girls Hostel

- Non rec -nil\*

# Spill over

Rs. In lakh

**RMSA-  
18952.57**

\*GH – is subject to PAB approval for cancellation

# VE- May be revised as per revised scheme

**Total  
19192.60**

**GH- nil\***

**VE- 240#**

# AREAS OF CONCERN

- \* Inconsistency in Educational Indicators
- \* 39 Government Secondary Schools without enrolment
- \* Apparent Inconsistencies in UDISE :Need to be explained and verified : Increase in 56 government Schools :Decline in number of teachers in new schools (1640/1304), Reduction in infrastructure in 113 schools
- \* GIS mapping to be taken up.
- \* One school approved earlier for strengthening needs to be cancelled (Rs 36.86 lakhs)
- \* 5 Private Schools approved for strengthening (Rs 1.32 cr)

# AREAS OF CONCERN Cont

- \* 152 Schools approved earlier for strengthening (77 in 2010-11 and 75 in 2011-12) are proposed to be replaced .
- \* 129 schools found eligible. For consideration of PAB
- \* Additional proposal for strengthening 1135 schools affected by cyclone 'Phalin'

PROPOSAL AND  
RECOMMENDATION  
2014-15



# Proposal and Recommendation

S.No.	Activities	Fresh Proposal for 2014-15			Recommendation for 2014-15		
		Unit Cost	Phy	Fin	Unit Cost	Phy	Fin
<b>A</b>	<b>RMSA</b>						
	<b>Non recurring</b>						
<b>1</b>	<b>New Schools</b>						
1.01	2 section school	108.65	200	21730.00	67	19	1273.00
	<b>Sub total</b>	<b>108.65</b>	<b>200</b>	<b>21730.00</b>	<b>67</b>	<b>19</b>	<b>1273.00</b>
<b>2</b>	<b>Strengthening of existing Govt schools</b>		<b>500</b>			<b>51</b>	
2.01	Additional Classroom	10.5	1743	18301.50	8.14	98	797.72
2.02	Integrated Science Lab	11	500	5500.00	7.14	47	335.58
2.03	Lab equipments	1	500	500.00	1	47	47.00
2.04	Computer Room	9.9	500	4950.00	7.14	43	307.02
2.05	Library	14	500	7000.00	11.32	42	475.44
2.06	Art and Craft room	9.9	500	4950.00	7.14	49	349.86
2.07	Toilet block	2.55	500	1275.00	1	40	40.00
2.08	Water facility	1.2623	500	631.15	0.5	48	24.00
2.09	Separate toilet block & Toilet facilities)						0.00
	<b>Sub total</b>			<b>43107.65</b>			<b>2376.62</b>

S.No.	Activities	Fresh Proposal for 2014-15			Recommendation for 2014-15		
		Unit Cost	Phy	Fin	Unit Cost	Phy	Fin
	<b>Recurring</b>						
<b>3</b>	<b>Staff for new school (2014-15)</b>						
3.01	Head Master	0.093	200	111.60		19	0.00
3.02	Subject teacher	0.093	1000	558.00		95	0.00
3.03	Lab Attendant	0.052	200	62.40		19	0.00
3.04	Office Assistant	0.052	200	62.40		19	0.00
	<b>Sub total</b>			<b>794.40</b>			<b>0.00</b>
<b>4</b>	<b>Staff for new schools sanctioned in previous years (2009-2014)</b>						
4.01	Head Master	0.093	754	420.73	0.093	145	161.82
4.02	Subject teacher	0.093	1546	1725.34	0.093	1304	1455.26
4.03	Subject teacher	0.093	454	506.66			0.00
4.04	Subject teacher	0.093	3170	1768.86			0.00
4.05	Lab Attendant	0.052	754	235.25			0.00
4.06	Office Assistant	0.052	754	235.25			0.00
	<b>Sub total</b>			<b>4892.09</b>			<b>1617.08</b>

S.No.	Activities	Fresh Proposal for 2014-15			Recommendation for 2014-15		
		Unit Cost	Phy	Fin	Unit Cost	Phy	Fin
	<b>Sub total</b>			<b>4892.09</b>			<b>1617.08</b>
<b>5</b>	<b>School Grant</b>						
5.01	School Grant (Gov. Schools)	0.5	5034	2517.00	0.5	4995	2497.50
5.02	School Grant (Gov. Aided Schools)*	0.5	2712	1356.00			0.00
	<b>Sub total</b>			<b>3873.00</b>			<b>2497.50</b>
<b>6</b>	<b>Minor Repair</b>						
6.01	Minor Repair (Gov. Schools)	0.25	5034	1258.50			0.00
6.02	Minor Repair (Gov. Aided Schools)*	0.25	2712	678.00			0.00
	<b>Sub total</b>			<b>1936.50</b>			<b>0.00</b>

S.No.	Activities	Fresh Proposal for 2014-15			Recommendation for 2014-15		
		Unit Cost	Phy	Fin	Unit Cost	Phy	Fin
<b>7</b>	<b>Teacher Training</b>						
7.02	In-service training for existing teachers including HM	0.015	47432	711.48	0.015	27640	414.60
7.03	Training for New Teachers ( I Induction)	0.03	4284	128.52			0.00
7.04	Training of KRPs	0.015	350	5.25	0.015	180	2.70
7.05	Training of Master Resource Persons	0.015	540	8.10	0.015	540	8.10
	Training of RPs for leadership programme					50	
	Training of HM on school leadership					100	
7.06	Other training 1 ( Training to DEOs)	0.015	30	0.45	0.015	30	0.45
	<b>Sub total</b>			<b>853.80</b>			<b>425.85</b>

S.No.	Activities	Fresh Proposal for 2014-15			Recommendation for 2014-15		
		Unit Cost	Phy	Fin	Unit Cost	Phy	Fin
<b>8</b>	<b>Quality Interventions</b>						
8.01	Excursion trip for students within the State	0.002	1037408	2074.82			0.00
8.02	Study tours for students outside the State	0.02	60	1.20			0.00
8.03	Study tours for teachers outside the State	0.2	60	12.00			0.00
8.04	Science exhibition at district level	1	30	30.00	1	30	30.00
8.05	Science exhibition at State level	15	1	15.00			0.00
8.06	Special teaching for learning enhancement	0.005	111610	558.05	0.005	111610	558.05
8.07	Teacher Handbook	0.005	7746	38.73			0.00
8.08	Analysis of national Acheivement Survey (NAS) results for class VIII	1	1	1.00			0.00

S.No.	Activities	Fresh Proposal for 2014-15			Recommendation		
		Unit Cost	Phy	Fin	Unit Cost	Phy	Fin
8.09	School quality review-supportive feedback & documentation	2	4	8.00			0.00
8.1	Continious professional development of teachers			14.71			
8.11	Enhance quality of subject			73.42			
8.12	Sports material	0.2	100	20.00	0.2	100	20.00
8.13	Mathkit	0.2	2818	563.60	0.15	67	10.05
8.14	Science Kit	0.2	2818	563.60	0.15	67	10.05
8.15	Mobile science Exhibition			10.00			
8.16	Book fair at district level	1	30	30.00	1	30	30.00
8.17	Summer camp	1	30	30.00			0.00
8.18	Free Text book for Tribal students and Waiver of Examination fees	0.01	420306	4203.06			0.00
8.19	Sanitation, Hygine & Environmental Sensitization	0.01	7746	77.46			0.00
	<b>Sub total</b>			<b>8324.65</b>			<b>658.15</b>

S.No.	Activities	Fresh Proposal for 2014-15			Recommendation for 2014-15			
		Unit Cost	Phy	Fin	Unit Cost	Phy	Fin	
<b>9</b>	<b>Guidance and Counselling</b>							
9.01	Salary for Coordinators	0.15	30	54.00			0.00	
9.02	Salary for RAs	0.1	30	36.00			0.00	
9.03	Literature & display material	0.5	30	15.00			0.00	
9.04	Sensitisation of Principals	0.5	30	15.00			0.00	
	<b>Sub total</b>				<b>120.00</b>			<b>0.00</b>

S.No.	Activities	Fresh Proposal for 2014-15			Recommendation for 2014-15		
		Unit Cost	Phy	Fin	Unit Cost	Phy	Fin
<b>10</b>	<b>Equity Interventions</b>						
<b>10.01</b>	<b>Girls oriented activities</b>						
10.01.01	Empowerment programme for Girls	0.03525	7746	273.05			0.00
10.01.02	Self Defence Skills for Safety & Security	0.15	7746	1161.90	0.048	4995	239.76
10.01.03	Life Skills programme	0.005	1037408	5187.04			0.00
10.01.04	Traditional Handicraft camp for girls students at school level	0.05	2360	118.00			0.00
	<b>Sub total</b>			<b>6739.99</b>			<b>239.76</b>
<b>10.02</b>	<b>SC/ ST oriented activities</b>						
10.02.01	General learning at schools	1	173	173.00			0.00
10.02.02	SRUJAN activities			5328.29			
	<b>Sub total</b>			<b>5501.29</b>			<b>0.00</b>



S.No.	Activities	Fresh Proposal for 2014-15			Recommendation for 2014-15		
		Unit Cost	Phy	Fin	Unit Cost	Phy	Fin
<b>10.03</b>	<b>Educational Backward Minorities oriented activities</b>						
10.03.01	Enrolment & retention drive	5	3	15.00			0.00
	<b>Sub total</b>			<b>15.00</b>			<b>0.00</b>
<b>10.04</b>	<b>Left Wings Affected areas oriented activities</b>						
10.04.01	Special teaching for Learning enhancement ( Residential )	0.0502	15000	753.00		188	46.92
10.04.02	Education sensitisation in Leftwing areas	0.1	20	2.00			0.00
	<b>Sub total</b>			<b>755.00</b>			<b>46.92</b>

S.No.	Activities	Fresh Proposal for 2014-15			Recommendation for 2014-15		
		Unit Cost	Phy	Fin	Unit Cost	Phy	Fin
<b>11</b>	<b>Interventions for Out of school children</b>						
<b>11.01</b>	<b>Open School System</b>						
11.01.01	State Level Activities			1420.23			
11.01.02	District Level Activities			223.35			
11.01.03	Educational relief during emergency	5	18	90.00			
	<b>Sub total</b>			<b>1733.58</b>			<b>0.00</b>
<b>12</b>	<b>Community training</b>						
12.01	Training of SMDC members	0.006	131682	790.09	0.006	1717	10.30
12.02	Awareness programme			50.00			
	<b>Sub total</b>			<b>840.09</b>			<b>10.30</b>

S.No.	Activities	Fresh Proposal for 2014-15			Recommendation for 2014-15		
		Unit Cost	Phy	Fin	Unit Cost	Phy	Fin
<b>C</b>	<b>ICT</b>						
<b>22</b>	<b>BOOT model</b>						
22.01	Non recurring	1.33	1746	2328.00			0.00
	<b>Subtotal</b>			<b>2328.00</b>			<b>0.00</b>
24.01	Recurring		4000	10800.00			0.00
	<b>Sub Total</b>			<b>4800.00</b>			<b>0.00</b>

S.No.	Activities	Fresh Proposal for 2014-15			Recommendation for 2014-15		
		Unit Cost	Phy	Fin	Unit Cost	Phy	Fin
<b>B</b>	<b>IEDSS</b>						
	<b>Non recurring</b>						
13	Equipment for resource room	0.7	111	77.70			0.00
	<b>Subtotal Non recurring</b>			<b>77.70</b>			<b>0.00</b>
	<b>Recurring</b>						
14	Salary of New Special education teachers	0.18	473	1021.68			0.00
15	Salary of special education teachers sanctioned in previous years	0.18	801	1730.16			0.00
16	Special pay for general teachers trained in special education	0.048	558	26.78			0.00

S.No.	Activities	Fresh Proposal for 2014-15			Recommendation for 2014-15		
		Unit Cost	Phy	Fin	Unit Cost	Phy	Fin
17	Student oriented Activities	0.03	18931	567.93		8557	249.24
18	In-service training for existing teachers	0.1	2000	200.00			0.00
19	Orientation of Principals, Educational administrators, parents / guardians etc	0.5	8880	4440.00	0.003	8880	26.64
20	Environment Building programme	0.1	314	31.40	0.1	314	31.40
21	Expenditure on Audio Visual teaching Aids			10.03			
	<b>Sub total</b>			<b>8027.98</b>			<b>307.28</b>

S.No.	Activities	Fresh Proposal for 2014-15			Recommendation for 2014-15			
		Unit Cost	Phy	Fin	Unit Cost	Phy	Fin	
<b>D</b>	<b>GIRLS HOSTEL</b>							
	<b>Non-Recurring grant</b>							
<b>26</b>	Civil Works of Girls Hostel	222.44	21	4671.24	144.19	20	2883.80	
	<b>Sub total non recurring</b>				<b>4671.24</b>			<b>2883.80</b>
<b>27</b>	<b>Recurring grant</b>		130	<b>2666.30</b>			0.00	

**130 Girls Hostel approved in 2009-10 and 2010-11 may be considered for cancellation**



S.No.	Scheme	Fresh Proposal for 2014-15			Spill over recommen ded	Fresh Recommendation for 2014-15			Total outlay
		Non Recurring	Recurrin g	Total		Non Recurri ng	Recurrin g	Total	
1	RMSA	64837.65	36379.38	<b>101217.03</b>	18952.57	3649.62	5495.57	<b>9145.19</b>	<b>28097.75</b>
2	<a href="#">ICT@school</a>	2328.00	10800.00	<b>13128.00</b>	0.00	0.00	0.00	<b>0.00</b>	<b>0.00</b>
3	IEDSS	77.70	8027.98	<b>8105.68</b>	0.00	0.00	307.28	<b>307.28</b>	<b>307.28</b>
4	Girls Hostel	4671.24	2666.30	<b>7337.54</b>	0.00	2883.80	0.00	<b>2883.80</b>	<b>2883.80</b>
5	VE	1245.00	1355.70	<b>2600.70</b>	240.00	0.00	295.35	<b>295.35</b>	<b>535.35</b>
	MME R		4633.61	<b>4633.61</b>			442.11	<b>442.11</b>	<b>442.11</b>
	<b>Total</b>	<b>73159.59</b>	<b>63862.98</b>	<b>137022.57</b>	<b>19192.57</b>	<b>6533.42</b>	<b>6540.30</b>	<b>13073.72</b>	<b>32266.29</b>



THANK YOU

<b>Annexure- IV</b>				
<b>Costing Sheet, RMSA : Odisha</b>				
<b>Rs in Lakh</b>				
S.No.	Activities	Approved for 2014-15		
		Unit Cost	Phy	Fin
<b>A</b>	<b>RMSA</b>			
	<b>Non recurring</b>			
<b>1</b>	<b>New Schools</b>			
1.01	2 section school	67.00	19	1273.00
	<b>Sub total</b>			<b>1273.00</b>
<b>2</b>	<b>Strengthening of existing govt. schools</b>			
2.01	Additional Classroom	8.14	38	309.32
2.02	Integrated Science Lab	7.14	21	149.94
2.03	LabEquipment	1.00	21	21.00
2.04	Computer Rooms	7.14	20	142.80
2.05	Library	11.32	18	203.76
2.06	Art & Craft room	7.14	23	164.22
2.07	Toilet Block	1.00	16	16.00
2.08	Water Facility	0.50	21	10.50
	<b>Sub total</b>			<b>1017.54</b>
	<b>TOTAL Non recurring</b>			<b>2290.54</b>
	<b>Recurring</b>			
<b>3</b>	<b>Staff for new schools sanctioned in previous years (2009-2014)</b>			
3.01	Head Master (12 months subject to provision of documentary evidence regarding appointment & continuation of HM)	0.093	145	161.82
3.02	Teacher (12 months subject to provision of documentary evidence regarding appointment & continuation of Teachers)	0.093	1304	1455.26
	<b>Sub total</b>			<b>1617.08</b>
<b>4</b>	<b>School Grant</b>			
4.01	School Grant (Gov. Schools)	0.50	4995	2497.50
	<b>Sub total</b>			<b>2497.50</b>
<b>5</b>	<b>Teacher Training</b>			
5.01	School leadership Training for 50 State Resource Person (for 10 days @300/- per day)	0.03	50	1.50
5.02	School Leadership Training for 100 HM Training(16 Days @300/- Per Day Per HM)	0.048	100	4.80
5.03	In-service training for existing teachers (2134 Head master & 25506 Teachers)	0.015	27640	414.60
5.04	Training of KRPs	0.015	180	2.70
5.05	Training of Master Resource Persons	0.015	540	8.10
5.06	Training to District Education Officers	0.015	30	0.45
	<b>Sub total</b>			<b>432.15</b>
<b>6</b>	<b>Quality Interventions</b>			
6.01	Science exhibition at district level	1.00	30	30.00
6.02	Special Teaching for Learning Enhancement	0.005	73733	368.67
6.03	Sports Equipment	0.20	100	20.00
6.04	Maths Kits	0.12	67	8.04
6.05	Science Kits	0.15	67	10.05
6.06	Book Fair	1.00	30	30.00
	<b>Sub total</b>			<b>466.76</b>
<b>7</b>	<b>Equity Interventions</b>			
<b>7.01</b>	<b>Girls oriented activities</b>			
7.01.01	Self Defense Training	0.06	4995	299.70
7.01.02	Life Skills Programme			2.00
	<b>Sub total</b>			<b>301.70</b>
<b>7.02</b>	<b>Left Wing Affected Areas Oriented Activities</b>			
7.02.01	Special Teaching for Learning Enhancement(Residentail)(Trainers@Rs.3000 per month for 3 months across 188 centres & Study material @Rs.200 per student for 15000 students )		188	46.92
	<b>Sub total</b>			<b>46.92</b>
<b>8</b>	<b>Community training</b>			

8.01	Training of SMDC members	0.006	1717	10.30
	<b>Sub total</b>			<b>10.30</b>
	<b>Total Recurring</b>			<b>5372.41</b>
	<b>RMSA-Total ( Non recurring + recurring)</b>			<b>7662.95</b>
<b>B</b>	<b>IEDSS</b>			
<b>9</b>	<b>Recurring</b>			
9.01	Assessment of CWSN	0.0015	2500	3.75
9.02	Assistive Devices	0.0265	750	19.88
9.03	Books & Stationery	0.005	8557	42.79
9.04	Uniform	0.005	8557	42.79
9.05	Stipend to Girls (for 10 months)	0.002	3330	66.60
9.06	Orientation of principals	0.003	8880	26.64
	<b>Sub total Recurring</b>			<b>202.45</b>
	<b>IEDSS-Total ( Non recurring + recurring)</b>			<b>202.45</b>
<b>C</b>	<b>VOCATIONAL EDUCATION</b>			
<b>10</b>	<b>Non-Recurring grant</b>			
10.01	Tools, Equipment, Furniture, Computers, Diesel Generator Set etc	As per Appendix-A		240.00
	<b>Sub-Total non Recurring</b>			<b>240.00</b>
<b>11</b>	<b>Recurring</b>			
11.01	Flexible Pool for Engaging Resource persons including teachers / skill trainers, Skill Knowledge Providers, Coordinators, Guest faculty etc. <b>(Halved as VE only in Class IX)</b>	7.25	30	217.50
11.02	Raw Materials, maintenance of tools and equipment's purchase of books, software, e-learning material etc <b>(1/4th as VE only in Class IX)</b>	0.70	30	21.00
11.03	Cost of providing hands on skill training to students in industrial and commercial establishments <b>(1/4th as VE only in Class IX)</b>	0.375	30	11.25
11.04	Cost of Assessment and Certification @ Rs 600 for Class IX <b>(only for 50 students of class IXth)</b>	0.006	1500	9.00
11.05	Office Expenses/Contingencies (including expenditure on awareness & publicity, guidance and counseling, transport, field visits, stationery, electricity, water office expenses etc.) <b>(Halved as VE only in Class IX)</b>	1.00	30	30.00
11.06	Teacher Training (Induction) (for 2 teachers per schools)	0.22	30	6.60
	<b>Sub-Total Recurring</b>			<b>295.35</b>
	<b>VE-Total ( Non recurring + recurring)</b>			<b>535.35</b>
	<b>Total Non Recurring (RMSA+IEDSS+VE)</b>			<b>2530.54</b>
	<b>Total Recurring (RMSA+IEDSS+VE)</b>			<b>5870.21</b>
	<b>MMER@3.5% on Non-recurring+Recurring</b>			<b>294.02</b>
	<b>Total Recurring including MMER (RMSA+IEDSS+VE)</b>			<b>6164.23</b>
	<b>Grand Total(RMSA+IEDSS+VE)</b>			<b>8694.77</b>

**Annexure-V**

<b>Odisha</b>				
<b>List of approved 19 New Secondary School ( All 2 section ) in the Year- 2014-15</b>				
<b>Sl. No.</b>	<b>District</b>	<b>Name of the UPS, which has been approved</b>	<b>UDISE Code of the school</b>	<b>No of Section</b>
1	BOLANGIR	TENDAPADAR GOVT. NODAL UPPER PRYMAR	21241015902	2
2	DEOGARH	Saida T.O.U.P.S.	21040112102	2
3	DEOGARH	Rengta U.P.S.	21040217002	2
4	DEOGARH	Jagannath Govt. Nodal U.P.S.	21040321901	2
5	DEOGARH	Kuspanga PROJ. U.P.S.	21040304101	2
6	GANJAM	TALA JIBIKA PROJECT U.P.S.	21190402605	2
7	GANJAM	RAIPALLI U.P.S.	21190401901	2
8	GANJAM	BADA KELAJHARI U.P.S.	21190707701	2
9	GANJAM	LANJIAPALLI P.U.P.S.	21192102601	2
10	KALAHANDI	JODABANDH P.S.	21261205601	2
11	KALAHANDI	KUMARKANI U.G.H.S	21261301201	2
12	KENDRAPARA	BADAPAL U. G. U. P. S.	21100709401	2
13	RAYAGADA	BIRIPADAR U.G.U.P.SCHOOL.	21270905901	2
14	SONEPUR	Achanda UPS.	21230208203	2
15	SONEPUR	Badkirasira UPS	21230206201	2
16	SONEPUR	Pitamahul UPS	21230212301	2
17	SONEPUR	Sangrampur UPS.	21230213701	2
18	SONEPUR	Badnuapali UPS.	21230303001	2
19	SUNDERGARH	KAREIPUT U.G.U.P. SCHOOL	21050406401	2

## Annexure-VI

## List of 5 Schools cancelled under Strengthening (covered under Private schools) in the State of Odisha

Sl. No.	acyear	District	Block	School Name	scilab	comp room	art_cul_rm	lib	acr	water	toilet	udise_cd
1	2010-2011	JAGATSINGHPUR	BALIKUDA	UTKALMANI GOPABANDHU VIDYAPITHA	1	0	0	1	1	1	1	21110117202
2	2011-2012	BHADRAK	BHADRAK	G.P.H.S., GELTUA	1	1	1	1	1	0	0	21090207903
3	2010-2011	MAYURBHANJA	BISOI	MANADA GIRLS H.S.	1	0	0	1	1	1	1	21070702101
4	2011-2012	GANJAM	SHERAGADA	PITALO GIRLS HS	1	1	1	1	1	0	0	21192108802
5	2011-2012	KEONJHAR	JHUMPURA	UKHUNDA H.S.	1	1	1	1	1	0	0	21060815102
<b>Total</b>					<b>5</b>	<b>3</b>	<b>3</b>	<b>5</b>	<b>5</b>	<b>2</b>	<b>2</b>	

## Annexure-VII

## List of 23 Schools approved for Strengthening in the State of Odisha for the year 2014-15 under RMSA

S.No.	DISTNAME	BLKNAME	VILNAME	udise_cd	SCHNAME	AC R	sla b	cro m	lib	art	Toil et	Wat er	Amount(in Rs.)
1	GAJAPATI	GUMMA	Serango	21200215301	Serango Govt. High School	2	0	1	0	1		1	3106000
2	GAJAPATI	KASHINAGAR	Ranipeta	21200306602	Ranipeta U.P.S	3	1	1	1	1	1	1	5966000
3	GAJAPATI	R.UDAYAGIRI	Bhaliasahi	21200700301	K.M. Bhaliasahi PUPS	2	1	1	1	1		1	5052000
4	KEONJHAR	CHAMPUA	Champua	21060302507	MAHATAB H.S., CHAMPUA	4	1	1	0	1	1	1	5648000
5	KEONJHAR	GHATAGAON	Toranipokhari	21060513501	GOPABANDHU B.P,TORANIPOKHARI	2	1	1	1	1	1	1	5152000
6	KORAPUT	BANDHUGAM	Bandhugaon	21290101404	BANDHUGAM HS	1	1	1	1	1	1	1	4338000
7	KORAPUT	BORIGUMMA	Kamta	21290308305	KAMATA HS	0	1	1	1	1		1	3424000
8	KORAPUT	DASMANTPUR	Barikanta	21290402001	MACHHAPUT HS	1	1	1	1	1	1	1	4338000
9	KORAPUT	DASMANTPUR	Guma	21290407601	GIRLIGUMMA UGHS	0	1	1	1	1			3374000
10	KORAPUT	KOTPAD NAC	Ward No. 05	21291700502	Govt. Girl HS	1	1	1	0	1	1	1	3206000
11	KORAPUT	KUNDRA	Digapur	21290803871	DIGAPUR HS	4	1	0	1	1	1	1	6066000
12	MALKANGIRI	BALIMELA NAC	WARD NO - 06	21300800501	GOVT. HS, BALIMELA	3	0	1	0	1	1	1	4020000
13	MALKANGIRI	KALIMELA	GOMPHAKONDA	21300103406	GOMPHAKONDA SSD HS	2	1	0	1	1	1	1	4438000
14	MALKANGIRI	MATHILI	MATHILI	21300607803	GOVT. MATHILI HS	0	1	1	0	1		1	2292000
15	NABARANGPUR	JHARIGAM	Bakadabeda	21280300702	BAKADABEDA GOVT UGHS	2	1	1	1	1		1	5052000
16	RAYAGADA	CHANDRAPUR	CHANDRAPUR	21270206704	CHANDRAPUR GOVT. HIGH SCHOOL	0	1	1	1	1	1	1	3524000
17	RAYAGADA	GUDARI	BAINAGUDA	21270308502	BAINAGUDA U.P.SCHOOL	0	1	1	1	1			3374000
18	RAYAGADA	K.SINGPUR	PUJARIGUDA	21270515901	PUJARIGUDA U.P.SCHOOL	1	1	1	1	1	1	1	4338000
19	RAYAGADA	MUNIGUDA	MUNIKHOLE	21270822401	MUNIGUDA GIRLS HIGH SCHOOL	0	1	0	1	1	1	1	2810000
20	RAYAGADA	PADAMPUR	ARUNOJHOLI	21270911101	B.N.HIGH SCHOOL, PADMAPUR	3	1	1	1	1	1	1	5966000
21	RAYAGADA	RAYAGADA	KOMTELPENTA	21271119504	UGRATARA HIGH SCHOOL	2	1	1	1	1	1	1	5152000
22	RAYAGADA	RAYAGADA MPLT	WARD No.05	21271400501	G.B.M. HIGH SCHOOL	5	1	1	1	1	1	1	7594000
23	SUNDERGARH	GURUNDIA	JARDA	21050506901	GOVT. HIGH SCHOOL	0	1	1	1	1	1	1	3524000
<b>Total</b>						<b>38</b>	<b>21</b>	<b>20</b>	<b>18</b>	<b>23</b>	<b>16</b>	<b>21</b>	<b>101754000</b>

**Annexure-VIII****List of 30 Schools Approved in 2013 – 14**

<b>S. No.</b>	<b>Name of District</b>	<b>Name of Schools</b>	<b>UDISE Code</b>	<b>Vocational Trade1</b>	<b>Vocational Trade2</b>
1	ANUGUL	Anagul H S	21150902201	IT & ITeS	Automobile
2	BALASORE	Town HS	21081302103	IT & ITeS	Automobile
3	BARGARH	GergeHS	21011301002	IT & ITeS	Automobile
4	BHADRAK	Zila School	21090901202	IT & ITeS	Automobile
5	BOLANGIR	P. R. HS	21241500903	IT & ITeS	Automobile
6	BOUDH	Bausani HS	21220109806	IT & ITeS	Automobile
7	CUTTACK	Ravenshaw Collegiate	21121800301	IT & ITeS	Automobile
8	DEOGARH	R. B. S. H S	21040400303	IT & ITeS	Automobile
9	DHENKANAL	B.B. H S	21141000502	IT & ITeS	Automobile
10	GAJAPATI	M.R.B. H S	21200901401	IT & ITeS	Automobile
11	GANJAM	Onslow	21192800501	IT & ITeS	Automobile
12	JAGATSINGHPUR	S.K. Academy	21110900903	IT & ITeS	Automobile
13	JAJPUR	Jajpur Zilla School	21131100205	IT & ITeS	Automobile
14	JHARSUGUDA	Govt. H S	21020800102	IT & ITeS	Automobile
15	KALAHANDI	Bhawanipatna Town HS	21261401007	IT & ITeS	Automobile
16	KANDHAMAL	Govt HS Khajuripada	21210615806	IT & ITeS	Automobile
17	KENDRAPARA	Kendrapara HS	21101001275	IT & ITeS	Automobile
18	KEONJHAR	D.N.H.S.	21061700701	IT & ITeS	Automobile
19	KHORDHA (BMC)	Capital HS, Unit-III	21171302705	IT & ITeS	Automobile
20	KARAPUT	Govt. H S	21291600175	IT & ITeS	Automobile
21	MAKANGIRI	Govt. (New) HS	21300900802	IT & ITeS	Automobile
22	MAYURBHANJ	MKC HS	21072700402	IT & ITeS	Automobile
23	NABARANGPUR	R.C.D.H S	21281100903	IT & ITeS	Automobile
24	NAYAGARH	Brajendra HS	21161001201	IT & ITeS	Automobile
25	NUAPADA	National HS	21250413302	IT & ITeS	Automobile
26	PORI	Biswambar Bidyapitha	21181501301	IT & ITeS	Automobile
27	RAYAGADA	Shree Ugratara HS	21271119504	IT & ITeS	Automobile
28	SAMBALPUR	Budharaja HS	21031402674	IT & ITeS	Automobile
29	SONEPUR	Khari HS	21230408601	IT & ITeS	Automobile
30	SUNDERGARH	B.S. H.S.	21052100401	IT & ITeS	Automobile

## Appendix A

### DETAILS OF TOOLS / EQUIPMENTS

SI. NO.	TRADES	UNIT COST OF TOOLS / EQUIPMENT (RS. IN LAKHS)	NO. OF SCHOOLS	COST OF TOOLS / EQUIPMENT (RS. IN LAKHS)
1	AUTOMOBILE	5	30	150
2	IT & ITeS	3	30	90
<b>TOTAL COST OF TOOLS AND EQUIPMENTS</b>				<b>240</b>