

OIC

Shard Post

F.No.14-5/2015-RMSA-II/IE
Government of India
Ministry of Human Resource Development
Department of School Education and Literacy
RMSA-I Section

Shastri Bhavan, New Delhi
Dated, the 12th March, 2015

To
State Project Director,
RMSA,
Directorate of Education,
Nr.DMC Library,
Jetty Road, Nani,
Daman- 395210


2
13/3/15

Subject:- 17th Meeting of Project Approval Board PAB held on 12th February, 2015 for approval of Annual Work Plan & Budget 2015-16 of Daman and Diu under the Centrally Sponsored Scheme of the Rashtriya Madhyamik Shiksha Abhiyan (RMSA).

Sir,

Please find enclosed herewith minutes of the 17th meeting of PAB for covered RMSA Scheme held on 12th February, 2015 to consider Annual Work Plan and Budget 2015-16 of the UT of Daman and Diu for information and necessary action at your end.

Yours sincerely


(H.M.Sohkusare)

Under Secretary to the Government of India

Encl:as above

Copy to:

1. EC to Secretary (SE&L)
2. PS to JS & FA
3. PS to JS (SE-I)
4. PPS to Economic Adviser (MHRD)
5. Deputy Secretary (RMSA-1)/Director (RMSA-2)/Director (RMSA-4)/Deputy Secretary (RMSA-3)
6. All Under Secretaries in SE-I Bureau
7. State Project Director, RMSA, Daman and Diu
8. All member representing other organizations in PAB
9. All Consultants, TSG-RMSA. The minutes may be uploaded at TSG's website
10. PAB folder
11. NIC for uploading the minutes of Ministry's website.

78

Government of India
Ministry of Human Resource Development
Department of School Education and Literacy

Shastri Bhawan, New Delhi
10th March, 2015

Minutes of the 17th Meeting held on 12th February, 2015 for approval of Annual Work Plan & Budget 2015-16 of **Daman & Diu** under the Centrally Sponsored Scheme of the Rashtriya Madhyamik Shiksha Abhiyan (RMSA)

The Meeting of the Project Approval Board of the RMSA to consider the Annual Work Plan & Budget 2015-16 under RMSA, including the components of ICT@ Schools, Girls' Hostels, Vocational Education and Inclusive Education for the disabled at Secondary Stage (IEDSS) for the UT of Daman & Diu was held via video Conferencing on the 12th February, 2015, under the Chairpersonship of Ms. Vrinda Sarup, Secretary (School Education & Literacy).

2. The list of participants who attended the meeting is attached at **Annexure-I**.
3. **Rashtriya Madhyamik Shiksha Abhiyan (RMSA)**

Secretary (SE&L) welcomed all the participants and in her opening remarks appreciated the efforts of the UT administration and the overall progress under RMSA.

4. She referred to the Swachh Vidyalaya initiative and underlined the need for ensuring completion of all the toilets sanctioned under RMSA, expeditiously. She noted that the construction of toilets approved during special PABs held in November-December, 2014 (to fill in the gaps indicated as per UDISE 2013), and for which the Central Share of non-recurring grant has already been released, has to be completed by the concerned States/UTs by May, 2015. She advised that gaps of toilets, if any, in the govt secondary schools, based on UDISE 2014, should be included by the States/UTs in their AWP&B proposals for 2015-16.

5. On interventions focused on quality, she shared with the States the initiative being taken under Rashtriya Aviashkar Abhiyan to focus on subjects of Science and mathematics and the need for States/UTs to synergise and enhance their efforts towards impacting the overall quality of Science and Maths education in secondary Schools including building capacity of Maths and Science teachers. Informing of NCERT's specific efforts in developing modules for teacher training in science and mathematics, she requested that States must utilize these in-service training resources to train its teachers. NCERT modules may also be used to give more focus on science and math and thereby enhancing the learning achievements.

She also shared details of 'Kala Utsav', proposed national event that would build on State's/UTs current activities to promote and encourage local performing Arts and cultural heritage amongst its students. This would be steered by NCERT in coordination with States/UTs and fund is being earmarked in the current Plan approvals. **Note on Kala Utsav** has been shared with States/UTs separately.

6. While expressing her concern over quality of Inclusion she emphasized the need for States/UTs to pay more attention to availability and support of Special educators, identification of CWSN and focused support to their leaning needs.

7. Ms. Radha S. Chauhan, Joint Secretary (SE.1) gave a detailed overview of the status of implementation, planning and monitoring of RMSA in Daman & Diu. **(Annexure-II)**

- Overall completion of civil works is 90.9 % and is appreciated. UT has also completed GIS Mapping.
- The training of teachers has also been grey area affecting overall learning outcome. The utilization of fund is very negligible. Therefore, more efforts are needed.

8. **Annual Work Plan and Budget for 2015-16:**

Thereafter, the intervention-wise discussion was held and the following decisions were taken and approval accorded:

S. No.	Activities
A	Committed outlay
A1	Non-Recurring
	Approved Rs. 148.66 lakh (Rs 91.46 new schools and Rs. 57.20 lakh strengthening) as spill over to be completed in 2015-16.
B	Recurring
2	Teachers Salary:
	2.1. Salary of 18 Subject Teachers @ Rs.30, 000/- p.m. has been approved with total outlay of Rs.64.80 lakh.
	2.2 Salary of 4 Special Educators @ Rs.30,000/- (Including Spl. Pay) p.m. has been approved with total outlay of Rs.14.40 lakh.
	2.3 Flexi Pool for engaging 2 resource persons under VE @ unit cost of Rs.7.25

80

	lakh for 2 schools (on pilot) is approved with total outlay of Rs.14.5 lakh.
3	<p>Training</p> <p>3.1. Approved in-service training of 211 teachers in respect of 23 Secondary Schools @ Rs.300 per day for 10 days with total outlay of Rs.6.33 lakh.</p> <p>3.2 Professional training for 15 Headmasters under NUEPA's School Leadership initiative@ Rs.500/ per day per HM for 10 days has been approved with total outlay of Rs. 0.75 lakh.</p> <p>3.3 School Standard Programme- Training of Educational administrators approved for 30 members @ Rs. 300 for 3 days with total outlay of Rs.0.27 lakh.</p> <p>3.4 Induction training for teachers/skill trainers under VE for 30 days for 2 teachers in 2 schools @ Rs.0.22 lakh has been approved with total outlay of Rs.0.44 lakh.</p>
4	<p>Community Mobilisation:</p> <p>4.1 Community training for 253 members @ Rs. 600 per day with total outlay of Rs. 1.52 lakh is approved.</p> <p>4.2 Environment Building Programme (IEDSS) approved in 2 Blocks @ Rs.10,000/- per block with total outlay of Rs. 20,000.</p>
5	<p>School Grants</p> <p>23 government schools have been approved with total outlay of Rs.11.5 lakh @ 0.50 lakh per school.</p>
6	<p>Support to CWSN</p> <p>Approved for 17 CWSN under Student Oriented Component @ Rs.3,000 per student p.a. with total outlay of Rs.0.51 lakh.</p>
7	<p>Recurring Grant to Vocational Education</p> <p>7.1. Contingencies for VE for 2 schools (on pilot) @ 1.00 lakh for 2 schools with total outlay of Rs 2.00 lakh has been approved.</p> <p>7.2. Grant to schools implementing VE for Raw materials, maintenance of tools etc. for 2 schools (on pilot) @0.70 lakh has been approved with total outlay of Rs 1.40 lakh.</p> <p>7.3. Cost of providing hands on skill training to students for 2 schools (on pilot) @ 0.38 lakh has been approved with total outlay of Rs 0.75 lakh.</p>

	7.4. Cost of Assessment and Certification @ 0.30 lakh for 2 schools(on pilot) has been approved with total outlay of Rs 0.60 lakh
8	<p>Project (Focus on Science and Mathematics)</p> <p>8.1. Science Exhibition including English language exhibition, at the district level was approved for 2 districts @Rs. 1 lakh per district with total outlay of Rs. 2.00 lakh.</p> <p>8.2. Training of Science & Math for 10 days for 58 teachers @ Rs.300 per day with total outlay of Rs.1.74 lakh.</p> <p>8.3. Training for orientation of Master Trainers (1 MRP for 30 Teachers in ratio of 1:30 in 2 districts) was approved for 28 master trainers @ Rs.300 per day for 5 days with the total outlay of Rs.0.42 lakh.</p> <p>8.4. Special teaching for learning enhancement for science and math subject for 619 students was considered and approved @ Rs. 500/- per student with the total outlay of Rs.3.10 lakh.</p>
9	<p>Project (Beti Shashkatikaran)- Equity</p> <p>9.1. Training in Martial arts/Self Defence in 23 schools approved @Rs.9,000/- per school with total outlay of Rs.2.07 lakh.</p> <p>9.2 Kala Utsav:- Approved organizing the activity in 23 schools with total outlay of Rs 3.00 lakh.</p>
	Girls Hostel: No EBB's
C	Non-Recurring
10	<p><u>Vocational Education</u></p> <p>Commencement of V.E. in 2 schools on pilot basis and provision for tools, equipment's and furniture's (computers, diesel Generator set). Approved @ 3.5 lakh for 2 trades in 2 schools with total outlay of Rs. 14.00 lakh.</p>
11	MMER
	MMER has been approved @ 5% of with total financial implication of Rs. 7.31 lakh.

The cost sheet indicating the component wise proposal and approval for RMSA is at Annexure -III.

82

9. The Status of financial details including committed liabilities of the previous years and spill-over thereof, new approvals for recurring and non-recurring nature against the proposals of the State is summarized in the following table:

Approvals for 2015-16

(Rs in Lakh)

S. No.	Scheme	Approval for 2015-16			Total Spill Over	Grand Total including Spill over
		Non Recurring	Recurring	Total		
1	RMSA including MMER	0.0	104.81	104.81	148.66	253.47
2	IEDSS	0.0	15.11	15.11	0.0	15.11
3	ICT@school	0.0	0.0	0.0	0.0	0
4	Girls Hostel	0.0	0.0	0.0	0.0	0
5	Vocational Education	14.00	19.69	33.69	0.0	33.69
	Total	14.00	139.61	153.61	148.66	302.27

The detailed activity wise status of spill over is given at annexure-IV.

10. The PAB brought the following points to the notice of Secretary (Education), Daman and Diu and requested for corrective action:

- (i) Large backlog of the incomplete Civil Works must be completed and monitored regularly.
- (ii) UT needs to conceptualize and create the necessary facilitative changes to ensure that vocational education component of RMSA in secondary / senior secondary schools provides a viable option to students.
- (iii) Emphasis should be given to quality learning outcomes through timely recruitment of teachers against vacancies, optimal use of teachers training for science and mathematics where linkages with good resource persons from higher education institutions should be drawn upon and to facilitate the completion of NAS for class X being conducted by NCERT.

11. The release of funds to different schemes will be further guided by the following conditions:

- (i) The UT Administration shall give a written commitment for meeting its share of the converged RMSA Scheme of the budget approved according to prescribed sharing pattern of the schemes. The provision in the budget may also be communicated quickly to the Ministry.
- (ii) SMDCs or equivalent bodies should be constituted and accounts opened to incur expenditure under school grant, minor repair, civil works, and other such expenditures, which have to be incurred through these bodies as per RMSA norms.
- (iii) The UT Government will maintain their level of investment in Secondary education as in 2009-2010 and give the details of this to GOI before the release of second installment.
- (iv) The second installment would only be released after (a) the proportionate installment of State/UTs share has been released, (b) at least 50% expenditure against available funds has been incurred, (c) utilization certificate has been submitted for funds released in the year 2013-14 and (d) Audit Reports have been submitted for the year 2014-15

The meeting ended with a vote of thanks to the Chair.

Annexure-I

Participants of the 17th Integrated RMSA PAB Meeting held on the 12th February, 2015 for approval of Annual Work Plan & Budget 2015-16 of Daman & Diu under the Centrally Sponsored Scheme of the Rashtriya Madhyamik Shiksha Abhiyan (RMSA) in Conference Room (Room No.112-C), Shastri Bhawan, New Delhi.

List of participants

1. Ms. Vrinda Sarup
Secretary, (SE), MHRD
Chairperson
2. Ms. Radha S. Chauhan
Joint Secretary, Secondary Education-1, MHRD
3. Shri S. L. Negi
Director, RMSA-II, Dept. of SE&L, MHRD
4. Shri Anil Kakria
DS (Finance), MHRD
5. Shri Sanjay Gupta
US (RMSA-1), SE.1 Bureau, MHRD

Representatives from Daman & Diu

1. Mr. Ramesh Verma
Secretary Education, DD & DNH/Chairman Executive Committee, RMSA
2. Mr. J. P. Agrawal
Special Secretary (Education)/ State Project Director (SPD), RMSA
3. Mr. Paritosh Shukla
Education Officer (Acad.)/ State Liaison Officer (SLO), RMSA
4. Mr. Swapnil Shewale
MIS-Project Coordinator, RMSA
5. Miss. Parita Jalam
Accountant, RMSA

Representatives from other Organizations


Representative from NCERT, New Delhi

Representative from NUEPA, New Delhi

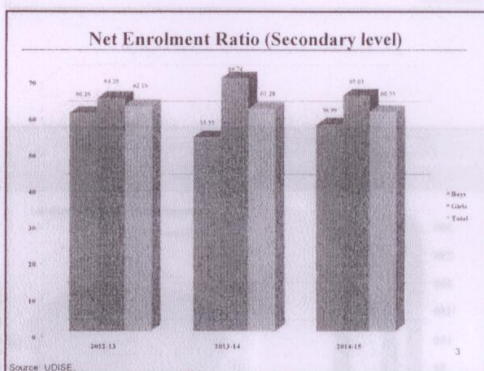
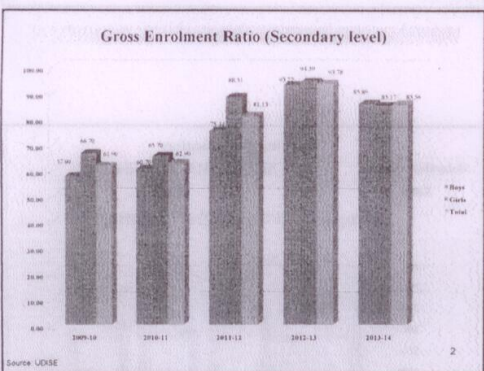
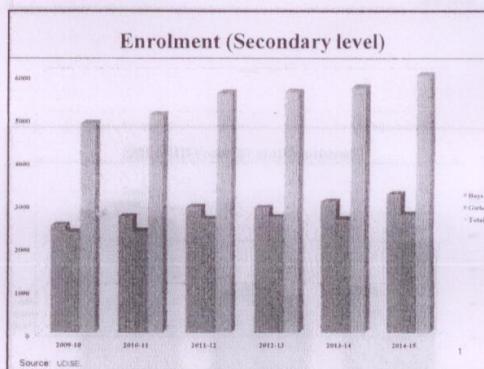

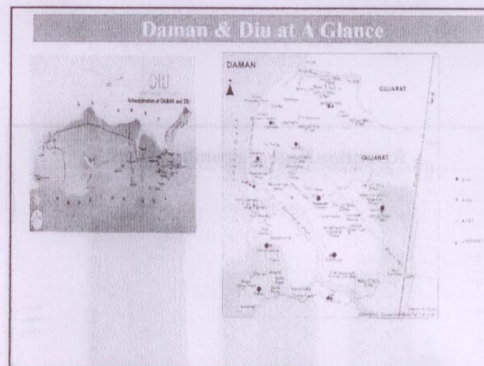
TSG – RMSA

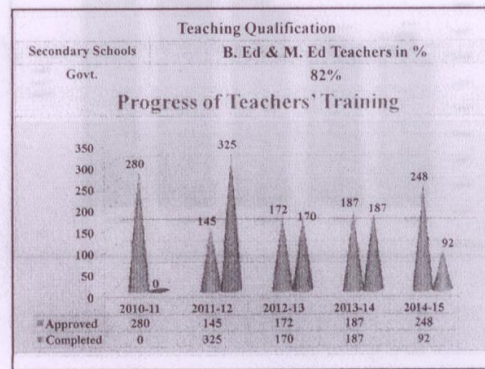
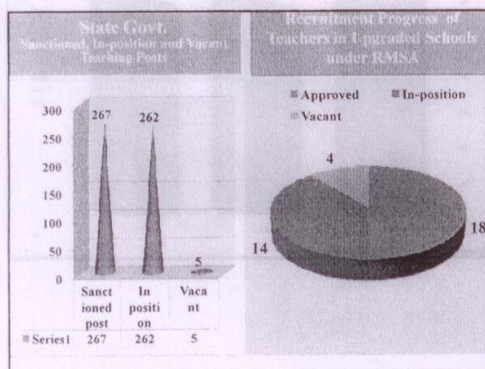
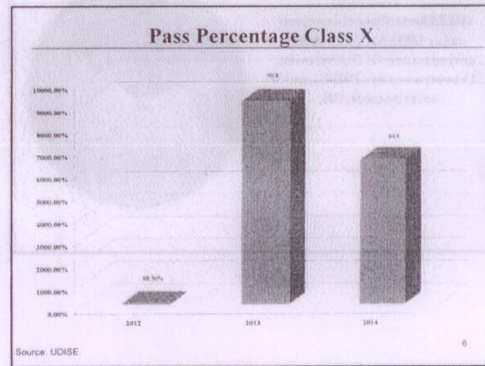
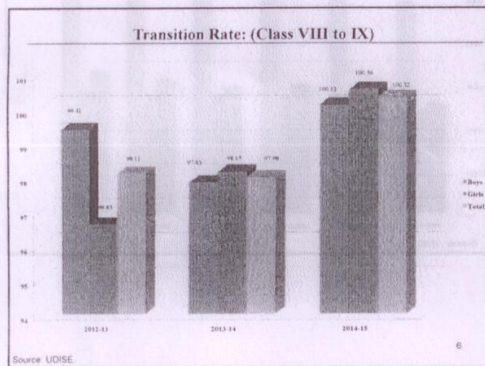
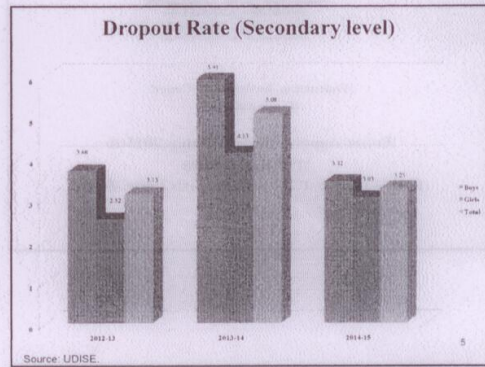
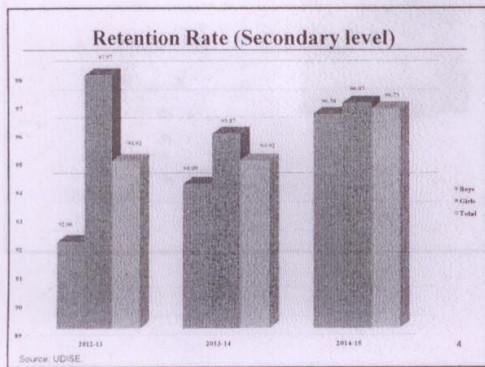
All Consultants of TSG-RMSA

Annexure-II



Presentation on Appraisal Report
Daman & Diu
 Project Approval Board Meeting 2015-16
 12th February, 2015
 (RMSA, IEDSS, ICT@ School, Girls Hostel & VE)



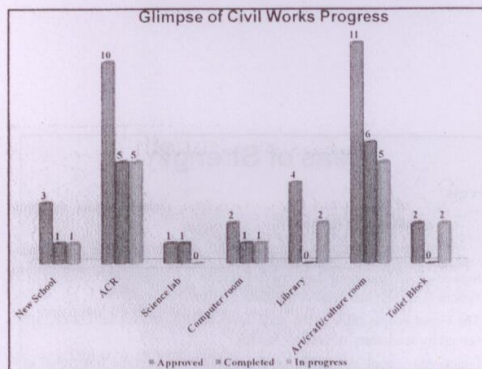


Access- Progress

GIS Mapping - State has completed GIS mapping and the integration between GIS mapping and the education management information system (UDISE) has been completed. (As per NIC data)

GAR- 100% (all 43 habitations covered)

Average enrollment - 115



Status of Reports

Audit Report - Submitted upto 2013-14

Annual Report - Submitted (English) upto 2013-14

Areas of concern

Education Indicator

- The Pass percentage in class X has decreased abnormally from 90.79% in the year 2013 to 64.83% in 2014-15.
- There are about 27% over age and under age children in the system.
- The district Dnu having high dropout rate 8.76% and low GPI 0.98 needs special attention.

Civil Works

- The UT has taken-up 90.9% of the works till date, 42.42% works are completed, 48.48% works are in progress and only 9.09% of works are yet to start.

Contd...

Teachers & Teacher Training

- 82% teachers of the UT are with teaching qualification (B. Ed and M. Ed).
- Since the inception of RMSA, 784 teachers for in-service training approved although training provided only to 682 (86.98%) teachers.
- Government Schools are affiliated with Gujarat State Secondary & Higher Secondary Education Board, UT follow the Curriculum/Syllabus of Gujarat State Board.

Areas of concern

ICT

- Utilization Certificate is awaited from the UT. Annual Progress Report of UT is also pending.
- Evaluation report on implementation of ICT scheme has not been received.

Areas of Strength

Access

- The UT of Daman and Diu has completed manual school mapping exercise along with distance matrix exercise.
- GIS mapping :- State has completed GIS mapping and the integration between GIS mapping and the education management information system (UDISE) has been completed. (As per NIC data).
- The Gross access ratio at the state level is 100. All 48 habitation, are served by secondary schooling facility.
- Functional school: All approved 3 schools have become functional in which total 345 students are enrolled.

Quality

- The resource persons of GSERT/DIET are involved for In-service training of teachers.
- CCE has introduced at class X by Gujarat Board.

Proposal and Recommendation RMSA 2014-15

20

Executive Summary of Integrated RMSA

S. No.	Components	Proposal			Approval			Remarks
		unit cost	Phy	Fin	unit cost	Phy	Fin	
A	Committed Outlay							
A1	Non Recurring							
1	Spill over of previous year							
1.1	New schools			91.46			91.46	
1.2	Strengthening			57.20			57.20	
	Subtotal			148.66			148.66	
A2	Recurring							
2	Teachers' Salary							
2.1	Subject teacher	3.60	18	64.8	0.30	18	64.80	Approved as proposed
2.2	Special Educator	3.60	4	14.40	3.60	4	14.40	
	Subtotal			79.20			79.20	

S. No.	Components	Proposal			Approval			Remarks
		unit cost	Phy	Fin	unit cost	Phy	Fin	
A	Committed Outlay							
A1	Non Recurring							
3	Travelling							
3.1	In-service training of teachers	0.025	251	6.28	0.030	211	6.33	Headmaster training not included as the training is covered under the leadership training programme.
3.2	Professional Development for school leadership Program for Head Master	0.30	27	8.1	0.05	15	0.72	As per UDISE there are 15 HMs in 23 Govt. Schools
3.3	Community Training	0.006	297	1.78	0.006	251	1.52	23 Standalone Schools are eligible hence considered.
3.4	Environment Building programme	0.200	2	0.40	0.100	2	0.20	Considered @ 10000/- per block for 2 blocks.
3.5	Training of Educational Administrators-School Standard programme				0.009	30	0.27	

S. No.	Components	Proposal			Approval			Remarks
		unit cost	Phy	Fin	unit cost	Phy	Fin	
4	Recurring Grants							
4.1	School Grant	0.50	27	14	0.50	23	11.5	Not approved for Govt aided schools.
4.2	Support to CWSN	0.100	24	2.4	0.030	17	0.51	Conserved at the unit cost of Rs 3000/- p.a.
	Sub total Other Recurring			32.46			21.05	
	Subtotal Recurring (committed)			111.7			100.2	
	Committed Outlay (A1+A2)			260.3			248.9	

S.No.	Components	Proposal			Approval			Remarks
		unit cost	Phy	Fin	unit cost	Phy	Fin	
New Components for Consideration in 2015-16								
B1 Non- Recurring								
5	VE in schools							
5.1	Workshop Laboratory	14	9	126	0.00	0	0.00	Not Considered, the existing schools classroom may be used for this purpose.
5.2	Tools, Equipments and furniture (Computer, Diesel Generator Set)	9250	9	83.3	3500	4	14.00	Considered for 4 labs in 2 schools
Non recurring total				209.3			14.00	

S.No.	Components	Proposal			Approval			Remarks
		unit cost	Phy	Fin	unit cost	Phy	Fin	
B2 Recurring								
Recurring activities for new VE								
5.3	Flexi Pool for engaging resource person-VI	7.25	9	65.25	7.25	2	14.5	Approved for 2 schools on Pilot
5.4	Induction Training For Teachers Skill Trainers (for Vocational Education) for 30 days	0.22	9	1.98	0.22	2	0.44	For 2 Teachers in 2 schools
5.5	Recurring grant for VI	2,380	4686	3276.4	2,375	8	4.75	Approved for 2 schools on Pilot
Sub total				3343.65			19.69	

S.No.	Components	Proposal			Approval			Remarks
		unit cost	Phy	Fin	unit cost	Phy	Fin	
B2 Recurring								
6	Project B (Quality Intervention)							
6.1	Science Exhibition	1.3	2	2.60	1.90	2	2.00	
6.2	In-service training for Maths and Science teachers				0.03	58	1.74	Approved for Science and Maths teachers
6.3	Orientation of Master Trainer	0.025	50	1.25	0.02	28	0.42	1 MRP for 30 teachers in ratio of 1:30 for 2 districts.
6.4	Special Teaching for learning enhancement	0.01	905	4.53	0.005	619	3.10	
Subtotal				4.53			7.26	

S.No.	Components	Proposal			Approval			Remarks
		unit cost	Phy	Fin	unit cost	Phy	Fin	
B2 Recurring								
7	Project C (Beti Shashaktikaran) (Equality)							
7.1	Svachchhata (Self Defence) for Girls students including refreshment	0.01	2155	10.78	0.09	23	2.07	Recommended of Rs. 3000 per month per trainer for 3 months
7.2	Kala ulsav & Organising Academic and Extra-curricular Events at school Level	0.00	0	0.00	0	0	3.00	Approved Rs. 1 lakh for Kala Utsav in which ITT may converge students & Extra-curricular Events
7.3	Art, Craft & Cultural Mele	1,000	2	2.00	0	0	0.00	To be part of Kala Utsav
Subtotal				12.8			5.07	
MMER				47.6			7.2	5% of total outlay
Recurring Total				3408.56			39.24	
Other Components for consideration 2015-16 (R-NR)				3617.8			53.2	
Grand Total/Outlay (Fresh)				3729.5			153.5	

Thank You

UT:Daman And Diu Costing Sheet 2015-16 (Integrated RMSA)

Annexure- III

Rs. In lakh

S. No.	Components	Approval		
		unit cost	Phy	Fin
A	Recurring			
1	Teachers' Salary			
1.01	Subject teacher	0.30	18	64.80
1.02	Special educator (IEDSS)	0.30	4	14.40
1.03	Flexi Pool for engaging resource person-VE	7.25	2	14.5
	Subtotal			93.70
2	Training			
2.01	Inservice training of teachers	0.030	211	6.33
2.02	Professional Development for school leadership Program for Head Master	0.05	15	0.75
2.03	Training of Educational Administrators- School Standard programme	0.009	30	0.27
2.04	Induction Training For Teachers/Skill Trainers (for Vocational Education) for 30 days	0.22	2	0.44
	Subtotal			7.79
3	Community Mobilisation			
3.01	Community Training ((SDMC)	0.006	253	1.52
3.02	Environment Building programme (IEDSS)	0.100	2	0.20
	Subtotal			1.72
4	School Grant	0.50	23	11.5
	Subtotal			11.5
5	Support to CWSN (IEDSS)	0.030	17	0.51
	Sub total			0.51
6	Recurring grants to VE			
6.01	Contingencies for VE	1.00	2	2.00
6.02	Grant to School implementing VE for raw materials, maintainance of tools	0.70	2	1.40

6.03	Hands on skill training to students in industry	0.38	2	0.75
6.04	Cost Assesment and certification	0.30	2	0.60
	Sub total			4.75
7	Project (Quality Intervention)			
7.01	Science Exhibition	1.00	2	2.00
7.02	In-service training for Maths and Science teachers	0.03	58	1.74
7.03	Orientation of Master Trainer	0.015	28	0.42
7.04	Special Teaching for learning enhancement	0.005	619	3.10
	Sub total			7.26
8	Project (Beti Shashaktikaran) (Equity)			
8.01	Swasuraksha (Self Defence) for Girls students including refreshment	0.09	23	2.07
8.02	Kala utsav & Organizing Academic and Extra-curricular Events at school Level.	0.00	23	3.00
	Sub-total			5.07
B	Non- Recurring			
9	VE in schools			
9.01	Tools, Equipments and furniture (Computers, Diesel Generator Set)	3.500	4	14.00
	Non recurring total			14.00
	MMER(@5%)			7.31
	Total Recurring including MMER			139.61
	Grand Total(Recurring + Non Recurring + MMER)			153.61

State: Daman & Diu

Spill Over Budget for 2015-16

S.No.	Activities	Progress Review					Spill over	Approved Spill over
		Cumulative Approval		Exp till 31st March 2015				
		Phy	Fin	Phy	Fin	% Fin	Fin	Fin
1	2	3	4	5	6	7	8	9
A	Non recurring							
1	New Schools							
1.01	1 section school	1	46.86	0	0.00	0	46.86	46.86
1.02	2 section school	2	116.24	2	71.64	61.63	44.60	44.60
	Sub total	3	163.10	2	71.64	61.63	91.46	91.46
2	Strengthening of existing Govt schools							
2.01	Additional Classroom	10	56.53	5	26.7	47.42	29.60	29.60
2.02	Integrated Science Lab	1	6.1	1	0	0.00	6.10	6.10
2.03	Lab equipments	1	1	1	1	100	0	0
2.04	Computer Room	2	10	1	5	50	5	5
2.05	Library	4	28	2	28	100	0	0
2.06	Art and Craft room	11	55	6	40	72.73	15	15
2.07	Toilet block	2	2	1	1	50	1	1
2.08	Water facility	1	0.5	0	0	0.00	0.5	0.5
2.09	Toilet for Boys (Swachh Vidyalaya)	1	1.73			0%	1.73	1.73
	Sub total		158.90		101.70	420.15	57.20	57.20
	TOTAL Non Recurring		322.00		173.34	481.80	148.66	148.66